

Board Office Use: <b>Legislative File Info.</b>	
File ID Number	24-0821
Introduction Date	4/9/2024
Enactment Number	
Enactment Date	



**OAKLAND UNIFIED  
SCHOOL DISTRICT**  
Community Schools, Thriving Students

# Board Cover Memorandum

**To** Measure G1 Districtwide Teacher Retention and Middle School Improvement Act Oversight Commission

**From** Middle School Network

**Meeting Date** April 9, 2024

**Subject** Lighthouse Community Charter 2024-25 Measure G1 Application

**Ask of the Commission** Approve the Lighthouse Community Charter 2024-25 Measure G1 Application

**Discussion** Middle School Network is open to questions from the commission regarding the Lighthouse Community Charter 2024-25 Measure G1 Application.

**Fiscal Impact** The recommended amount is **\$121,977**. It's coming from resource 9332 - Measure G1.

**Attachment(s)** Grant application attached.





**2024-2025  
 Measure G1 Application**

***Due: March 14, 2024***

*Allocations are provisional subject to Board approval*

## School Information & Student Data

<b>School</b>	Lighthouse Community Charter	<b>School Address</b>	444 Hegenberger Road Oakland, CA 94621
<b>Contact</b>	Maurice Williams Kelly Norris	<b>Contact Email</b>	maurice.williams@lighthousecharter.org kelly.norris@lighthousecharter.org
<b>Principal</b>	Maurice Williams Kelly Norris	<b>Principal Email</b>	maurice.williams@lighthousecharter.org kelly.norris@lighthousecharter.org
<b>School Phone</b>	510-562-8801	<b>Total Number of Students</b>	467
<b>Recommended Grant Amount<sup>1</sup></b>	<b>\$121,977</b>	<b>2023-24 CALPADS<sup>2</sup> Enrollment Figure (grades 6-8 Oakland residents only)</b>	238
		<b>2023-24 LCFF<sup>3</sup> Enrollment</b>	229

Student Demographics (%)				Measure G1 Team	
English Learners	40.76%	Asian/Pacific Islander	0.42%	<b>Name</b>	<b>Position</b>
LCFF	96.22%	Latinx	90.34%	Gio Hernandez	Youth Development Leader

<sup>1</sup> Allocation of funds will be based on the prior year 20-day count for 6-8 enrollment multiplied by the LCFF % and total funds collected from tax revenue.

<sup>2</sup> The California Longitudinal Pupil Achievement Data System (CALPADS) collects various about students, including school enrollment. Each fall, around early October, all schools in California submit enrollment figures into the CALPADS system which becomes the official count for that school for that year.

<sup>3</sup> Under the Local Control Funding Formula, the following categories of students receive additional funding: English learners, students in foster care, students eligible for the free- and reduced-lunch program.

SPED	35.72%	Black or African-American	6.72%	Maurice Williams Jr	Lighthouse Upper School Principal (6th-12th)	
		White	1.68%		Jarod Clayton	Student Culture Developer
		Indigenous or Native American	0%			
		Multiracial	0.84%			

**Chronic Absence  
(Include raw number and percent)**

	2021-22 raw number (%)	2022-23 raw number (%)	2023-24 raw number (%)	2024-25 Goal raw number (%)
Student Population Overall	64 / 214 29.91%	57 / 238 24.36%	51 / 223 22.4%	<5%
Asian/Pacific Islander	0%	1 / 238 33.33%	1 / 223	<5%
Latinx	53 / 214 24.77%	46 / 238 22.89%	42 / 223	<5%
Black or African-American	4 / 214 1.87%	4 / 238 1.68%	6 / 223	<5%
White	3 / 214 1.4%	2 / 238 0.84%	0%	<5%
Indigenous or Native American	0%	0%	0%	<5%
English Learners	35 / 214 16.36%	20 / 238 8.4%	24 / 223 10.76%	<5%
Students w/ IEPs	10 / 214 4.67%	12 / 238 5.04%	49 / 223 21.97%	<5%
Free/ Reduced Lunch Students	57 / 214 27.14%	56 / 238 23.53%	9 / 223 4.04%	<5%

## Metrics

(all data points are required)

<b>Electives (Include raw number and percent)</b>					
Metric	Area	2021-22	2022-23	2023-24	2024-25 Goal
		raw number (%)	raw number (%)	raw number (%)	raw number (%)
Number of students taking elective courses.	Art	83	75	100% 223	100%
	Language	N/A	N/A	N/A	N/A
	Music	N/A	N/A	N/A	N/A
Number of students participating in non-course experiences (e.g. after-school program)	Art	N/A	75%	60%	75%
	Language	N/A	N/A	N/A	N/A
	Music	N/A	N/A	N/A	N/A

<b>Positive &amp; Safe Culture (Include raw number and percent)</b>				
Metric	2021-22	2022-23	2023-24	2024-25 Goal
	(%)	(%)	(%)	(%)
<b>Average Daily Attendance Date of Figure: 2/15/25</b>				
Asian/Pacific Islander	-	-	TBD	100%
Latinx	26.91%	22.89%	TBD	100%
Black or African-American	21.06%	21.05%	TBD	100%
White	60%	33%	TBD	100%
Indigenous or Native American	-	-	TBD	100%
English Learners	36.46%	21.74%	TBD	100%
Students w/ IEPs	27.78%	31.58%	TBD	100%
Free/ Reduced Lunch	27.14%	24.89%	TBD	100%

Metric	2021-22	2022-23	2023-24	2024-25 Goal
	raw number (%)	raw number (%)	raw number (%)	raw number (%)

<b>Suspended Students</b> <b>Date of Figure: 2/15/24</b>				
Asian/Pacific Islander	0	0	0	0
Latinx	6	3	6	0
Black or African-American	2	1	3	0
White	0	0	0	0
Indigenous or Native American	0	0	0	0
English Learners	4	1	2	0
Students w/ IEPs	2	1	2	0
Free/ Reduced Lunch	7	3	9	0

<b>Student Retention from 5th Grade to 6th Grade</b>				
Metric	2021-22	2022-23	2023-24	2024-25 Goal
6th Grade Enrollment	90.91%	61.33%	94.23%	100%

---

## Community and Staff Engagement

<b>Community Engagement Meeting(s)</b>	
<b>Community Group</b>	<b>Date</b>
Middle School Student Government Association Meeting	2/22/24
<a href="#">G1 Student Government Sign in Sheet</a>	2/22/24
<a href="#">Parent Attendance Sheet - February</a>	2/23/24
<a href="#">G1 Stakeholder Sliddeck</a>	2/23/24

<b>Staff Engagement Meeting(s)</b>	
<b>Staff Group</b>	<b>Date</b>
Culture Team Meetings	2/21/24

<a href="#">G1 Stakeholder Slidedeck</a>	
<a href="#">G1 Culture Team Sign in Sheet</a>	2/21/24

<a href="#">Music (Rubric)</a>	2022-23	2023-24
<i>Access and Equitable Opportunity</i>	N/A	Entry
<i>Instructional Program</i>	N/A	Entry
<i>Staffing</i>	N/A	Entry
<i>Facilities</i>	N/A	Entry
<i>Equipment and Materials</i>	N/A	Entry
<i>Teacher Professional Learning</i>	N/A	Entry
<a href="#">World Language (Rubric)</a>	2022-23	2023-24
<i>Content and Course Offerings</i>	N/A	Entry
<i>Communication</i>	N/A	Entry
<i>Real world learning and Global competence</i>	N/A	Entry
<a href="#">Art (Visual Arts, Theater, and Dance)</a>	2022-23	2023-24
<i>Access and Equitable Opportunity</i>	N/A	Basic
<i>Instructional Program</i>	N/A	Basic
<i>Staffing</i>	N/A	Basic
<i>Facilities</i>	N/A	Basic
<i>Equipment and Materials</i>	N/A	Basic
<i>Teacher Professional Learning</i>	N/A	Basic

## Proposed Expenditures

### Guidelines

1. In the following sections, please discuss your team's plan to address the goals of G1:
  - a. Increase access to courses in arts, music, and world languages in grades 6-8.
  - b. Improve student retention during the transition from elementary to middle school.
  - c. Create a more positive and safe middle school learning environment.

2. Please explain how you plan to use the Measure G1 funds to meet the goals, as measured in the METRICS section of this proposal.
3. Add additional lines as needed.
4. The total of all items should equal the amount listed in "Recommended Grant Amount" on page 1
5. Expenditures must supplement, not supplant expenditures made from other funding sources. In other words, Measure G1 funds must be used for new expenditures, expenditures already funded from Measure G1, expenditures previously paid for by a funding source that has ended, or to pay for an expenditure that would have been cut, were it not for Measure G1 funds.

## Summary of 2023-24 Approved Expenditures

All Actual Expenditures		Budget Amount
<b>Safe &amp; Positive Culture</b>		
1	Student Culture Developer: Compensation & Benefits This budget includes: Salary 1.0 FTE and benefits (estimated at 24%).	\$78,500
2	Professional Development Budget: AP of Culture and Student Government Team Areas for development may include: Restorative Justice, Culture-focused offerings with EL Education. This budget includes: Conference fee registrations.	\$1,000
3	Middle School Madness (3x) a year This is be a community building event that is ran by Student Government to promote positive student culture. Initial proposals include: cultural dance groups, student assemblies materials, middle school madness and speakers	\$4,000
4	Got Choice. This program administered by the Girl Scouts of America supports students in 6th - 8th grade, to build healthy and emotional schools through life skills curriculum, special events, and small group discussions. Each program runs 8 weeks.	\$2,000
5	Travel Fund / Buses	\$12,000
<b>Electives (Art, Music, World Language)</b>		
1	Destiny Arts	\$19,000
2	Clubs stipends, materials and field trips	\$1,887.85
<b>6th Grade Enrollment</b>		
1	Events Budget: This will include extracurricular events focused on building positive student culture. This is proposed to be 1) Challenge Day, and 2) College campus visit, including participation in community building events 3) Ropes Course that builds community and allows students to take risks as a cohort.	\$4,000
<b>Budget Total</b>		<b>124,387.85</b>

# Summary of 2024-25 Proposed Expenditures

All Proposed Expenditures (from sections below)		Budget Amount
1	Student Culture Developer: Compensation & Benefits This budget includes: salary 1.0 FTE and benefits (estimated at 24%)	\$77,000
2	Student Culture: This is proposed to be 3 events per year. Initial proposals include: cultural dance groups, student assemblies materials, middle school madness, and speakers	\$4,000
3	Professional Development Budget: AP of Culture and Student Government Team Areas for development may include: Restorative Justice, Culture-focused offerings with EL Education. This budget includes: Conference fee registrations.	\$1,000
4	Events Budget: This will include extracurricular events focused on building positive student culture. This is proposed to be 1) Challenge Day, and 2) College campus visit, including participation in community building events 3) Ropes Course that builds community and allows students to take risks as a cohort.	\$3,000
5	Middle School Madness (3x) a year This is be a community building event that is ran by Student Government to promote positive student culture. Initial proposals include: cultural dance groups, student assemblies materials, middle school madness and speakers	\$3,000
6	Got Choice. This program administered by the Girl Scouts of America supports students in 6th - 8th grade, to build healthy and emotional schools through life skills curriculum, special events, and small group discussions. Each program runs 8 weeks.	\$2,000
7	Travel Fund / Buses	\$11,000
8	Clubs stipends, materials and field trips	\$1,977
9	Destiny Arts- This program will cover two sessions (\$7,500 x2). Destiny partners with school administrators and classroom teachers to bring movement-based creative youth development programs to classrooms. These full-year and multi-year partnerships provide opportunities for curriculum-aligned arts learning suffused with movement, social-emotional learning and restorative practice during the school day. Destiny teaching artists are supported to engage and partner with classroom teachers so that they can co-create a positive classroom culture and draw connections to classroom curriculum.	\$19,000
<b>Budget Total (must add up to Recommended Grant Amount)</b>		<b>121,977.00</b>

## Proposed Expenditures By Focus Area

Proposed Expenditures for Electives (Art, Language, and Music only)			
Description of Proposed Expenditures	Number of students taking a course in art, language, or music (based on the specific investment).	Number of students participating in a non-course experience in art, language, or music	Budget Amount



		(based on the specific investment) + frequency and amount of time spent in each activity.	
Destiny Arts- This program will cover two sessions (\$7,500 x2) Destiny partners with school administrators and classroom teachers to bring movement-based creative youth development programs to classrooms. These full-year and multi-year partnerships provide opportunities for curriculum-aligned arts learning suffused with movement, social-emotional learning, and restorative practice during the school day. Destiny teaching artists are supported to engage and partner with classroom teachers so that they can co-create a positive classroom culture and draw connections to the classroom curriculum.	34	216, 2x 4hr each	\$19,000

Proposed Expenditures for Positive & Safe Culture		
Description of Proposed Expenditures	Which metric will this investment impact - suspensions or average daily attendance?	Budget Amount
Student Culture Developer: Compensation & Benefits This budget includes: a salary of 1.0 FTE and benefits (estimated at 24%)	Reduce suspension rates across all student groups to <2%, particularly our Black/African American students and SWD. Increase student retention. Year-over-year to 90% across sites and for all student groups, specifically our African American students.	\$77,000
Student Culture Events: This is proposed to be 3 events per year. Initial proposals include: cultural dance groups and student assemblies materials, middle school madness, and speakers	Reduce suspension rates across all student groups to <2%, particularly our Black/African American students and SWD. Increase student retention year-over-year to 90% across sites and for all student groups, specifically our African American students.	\$4,000
Travel Fund / Buses	Increase student retention year-over-year to 90% across sites and for all student groups, specifically our African American students.	\$11,000

Events Budget - This will include extracurricular events focused on building positive student culture. This is proposed to be 1) Challenge Day, and 2) a College campus visit, including participation in community building events 3) Ropes Course that builds community and allows students to take risks as a cohort.	Reducing suspension rates across all student groups to <2%, particularly our Black/African American students and SWD. Increase student retention year-over-year to 90% across sites and for all student groups, specifically our African American students.	\$3,000
Clubs stipends, materials and field trips	Increase student retention year-over-year to 90% across sites and for all student groups, specifically our African American students.	\$1,977
Got Choice. This program administered by the Girl Scouts of America supports students in 6th - 8th grade, to build healthy and emotional schools through life skills curriculum, special events, and small group discussions. Each program runs 8 weeks.	Increase student retention year-over-year to 90% across sites and for all student groups, specifically our African American students.	\$2,000
Professional Development Budget: AP of Culture and Student Government Team Areas for development may include: Restorative Justice, Culture-focused offerings with EL Education. This budget includes: Conference fee registrations.	Restorative Justice, Culture-focused offerings with EL Education.	\$1,000

Proposed Expenditures for Retention of 6th Graders	
Description of Proposed Expenditures	Budget Amount
Middle School Madness (3x) a year This is a community-building event that is run by Student Government to promote positive student culture. Initial proposals includes: cultural dance groups, student assemblies materials, middle school madness, and speakers.	3,000

**Please submit your Measure G1 proposal to Cliff Hong ([clifford.hong@ousd.org](mailto:clifford.hong@ousd.org)) and Karen Lozano ([karen.lozano@ousd.org](mailto:karen.lozano@ousd.org)).**



  
**LIGHTHOUSE**

A Lighthouse Community Public School

Parent meeting- February 29, 2024  
Staff meeting- February 20, 2024  
Student Gov meeting - Feb 22, 2024

# Today's Agenda

*Parents 6:00PM-7:00PM*

*Staff 5:00 - 6:00pm*

*Student Government 5:00 -  
6:00pm*

**6:00 PM - 6:10 PM (10 mins)**

Welcome

**6:10 PM-6:20 PM (10 mins)**

Culture and Community Building  
Events

G-1 Budget 2024-25

**6:20 PM - 6:30 PM: (10 mins)**

Question and Answer

**6:30 PM - 6:45 PM: (15 mins)**

Closing



# Welcome and Budget overview

[Sign in Sheet - Staff](#)

[Sign in Sheet - SGA](#)

[Sign in Sheet - Parents](#)



# Overview of Budget

G-1 expenses



# Overview of Budget

## Lighthouse Community Charter School – FY24 Measure G1 Budget Summary

<b>Description</b>	<b>Amount</b>
FY24 Budget	120,847
Carryover Budget	30,669
<b>Total Budget</b>	<b>151,516</b>
<b>Description</b>	<b>Amount</b>
Expenses thru Jan 2024	72,473
Projected Expenses Feb-Jun 2024	67,297
<b>Total Projected Expenses</b>	<b>139,770</b>
<b>Description</b>	<b>Amount</b>
<b>Projected Budget Balance</b>	<b>11,746</b>



# Community Building Event Experiences



## **Social Justice**

We act with courage and  
commitment to move toward a  
just and equitable world.





# 6th-8th grade

## *24-25 Signature Experiences School Year*

- ★ Vida Verde 6th Grade ( social and service skills)
- ★ Ropes Course 7th grade (risk taking)
- ★ Ropes Course 8th grade (community building)

We want every grade level to have a “class experience” that builds community



# 6th-8th grade

## *24-25 Signature Experiences School Year*

- ★ Destiny Arts
- ★ Bark Program Fall 2023
- ★ Girl Scouts 6-8th
- ★ Carnival
- ★ 2-3 School Dances
- ★ Signature Clubs
- ★ Fun Friday Activities
- ★ Grade Level Celebrations
- ★ 8th Grade Graduations
- ★ Cultural Celebrations

We would also like to include Drug and Alcohol awareness, for students and parents.

# Grade Level Community Experiences



Vida Verde - 6th Grade



Vida Verde-6th Grade Camp



# Grade Level Community Experiences



Vida Verde - 6th Grade

# Grade Level Community Experiences



8th Grade Ropes Course (SF/CAL)



7th Grade Ropes Course/College Tour



# G1 Activities 23-24



# G1 Activities



8th Grade Overnight Field Trip



Dances- First ever Snow Ball Royalty



# G1 Activities



Cultural Celebrations



Cultural Celebrations: Upcoming!

LIGHTHOUSE COMMUNITY EVENT

**BLACK**  
RADICAL MONTH  
CELEBRATION



»»» FEB, 21 2024 4PM – 6PM «««  
LIGHTHOUSE COMMUNITY CHARTER  
444 HEGENBERGER RD, OAKLAND CA,  
94621



# G1 Activities



**6th Grade  
College  
Field Trip**



**April 10th| Permission Slips due  
March 30**

**Grade Level College Field Trips**



**Grade Level Celebrations/Rewards**



# G1 Activities

## 8TH GRADE

Great America  
Field Trip

Who

8th Grade Students

When

May 26

8th Grade End of Year Field Trip

8th Grade Promotion May 25



# Budget for 24-25

\$4,000

- Ropes Course 7th Grade
- Ropes Course & Transportation (2 Groups)
- Vida Verde (3 Groups)

\$17,000

1. Destiny Arts
  - a. African Dance
  - b. Hip-Hop Dance
  - c. Poetry/Spoken Word
  - d. Photography



# Budget for 24-25

\$3,000

- Middle school madness/Carnival
- Cultural Celebrations
- Speakers
- Fun Friday Activities



# Budget for 23-24

\$1,787.85

- Student Clubs
- Community Meeting Materials
- Field Trips



# Budget for 22-23

\$8000.00

- Ropes Course 7th Grade
- Ropes Course & Transportation (2 Groups)
- Vida Verde (3 Groups)

Carryover from 22-23



# 21-22 Fundraising

## Area 1

Cheerleading/Dance -21-22 We were able to offer cheerleading for middle school and we had a great turn out. We would like to purchase uniforms for the cheerleaders and have them compete in tournaments

Cheerleading / Dance -21-22 Pudimos ofrecer cheerleading para la escuela secundaria y tuvimos una gran asistencia. Nos gustaría comprar uniformes para las porristas y hacer que compitan en torneos.

## Area 2

Fees Associated with Oakland Athletic League (Fees were waived 19-20)

Tarifas asociadas con la Liga Atlética de Oakland (las tarifas se eximieron de 19 a 20)

We would like to take middle school on college tours of local

## Student Voice:

We believe that all students should contribute to events and culture of Lighthouse.

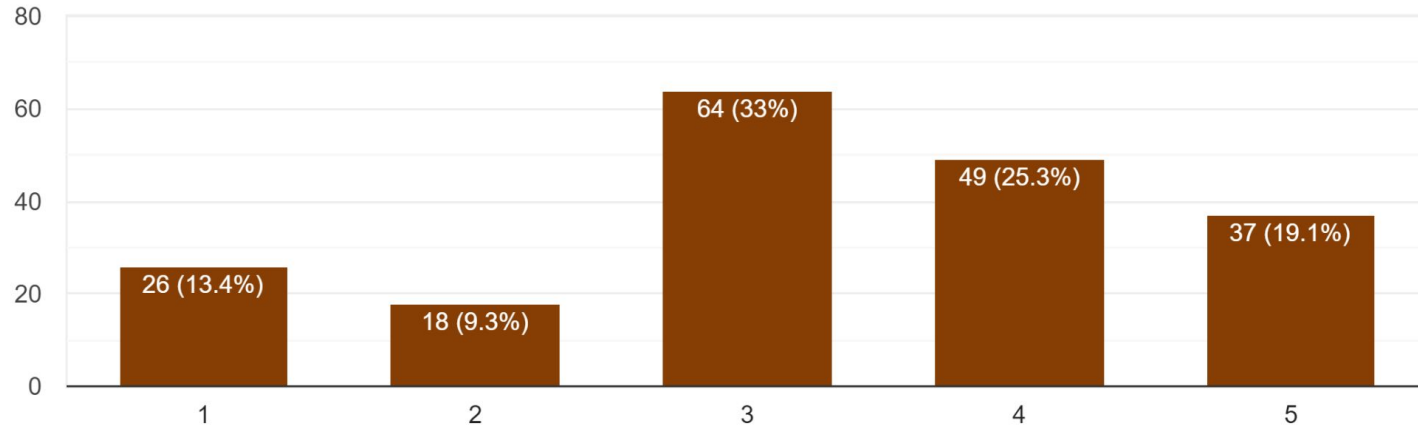




# We asked students what they enjoyed about this year's event?

I enjoyed the middle school dances we've had so far!

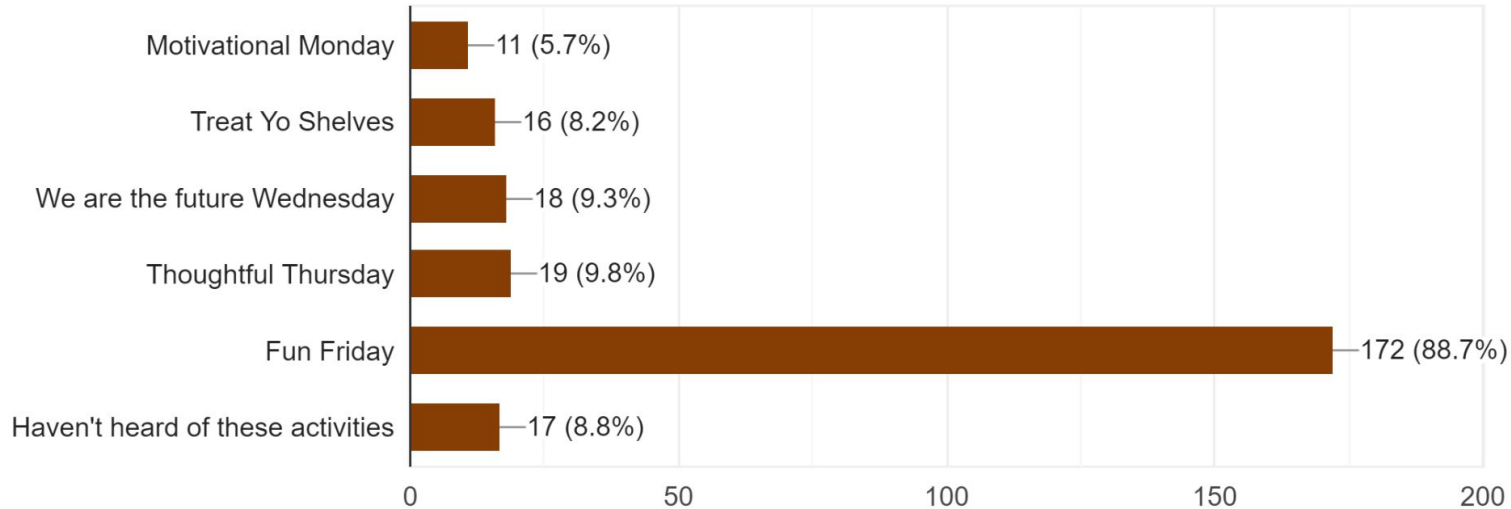
194 responses



# Which Crew activities do you enjoy?

Which of these activities do you enjoy the most during crew


194 responses



# Student Ideas for the New Year 24-25

## Student Survey Results

### Top Results

- Fun Friday Activities (more in school activities)
- More Field Trips
- More opportunities for Free Dress
- Field Day- going to a park and enjoying a day of games (Fall 2023 first month of school)
- Class Challenges
-  - SGA- Job Opportunities/Internships

# Ideas estudiantiles para el Año Nuevo 24-25

## Student Survey Results

### Resultados principales

- Actividades divertidas del viernes (más en actividades escolares)
- Más excursiones
- Más oportunidades para Free Dress
- Día de campo: ir a un parque y disfrutar de un día de juegos (otoño de 2023, primer mes de clases)
- Desafíos de clase
- SGA- Oportunidades de trabajo/Pasantías



# Carry over Budget Overview 24-25

2021-2022 Carryover Amount	\$39,079.92
----------------------------	-------------

**Summary of Proposed Use of Carryover for 2021-22** (listed in order of priority)

2021-22 Proposed Carryover Expenditures from <i>Budget Justification and Narrative Section</i>		Budget
1	Outdoor Projector, Stand, Insurance and Movie Screen This is be used for community building events that is ran by Student Government to promote positive student culture	\$2,513.92
2	Student Government Field Trip and Fall/Spring Rapport Building SGA is our school leadership Body. We would like to take them to a community building field trip so that they can connect, discuss the plan for the school year and build rapport with the youth developer.	\$1,006.00
3	Travel Fund/Buses: This will fund college trips for each grade level 6th-8th Each grade level has an activity offsite experience that supports their SEL growth. These activities provide students the space to be in community and build those critical skills they need to interact with their peers.	\$10,000.00
4	Events Budget This will include celebration events focused on building positive student culture. This is proposed to be 2 events per quarter. Initial proposals include: cultural dance groups, student assemblies materials, 8th grade promotion.	\$1,350.00
5	Middle School Madness/Winter Formal (3x) a year This is a community building event that is run by Student Government to promote positive student culture.	\$2,210.00
6	Destiny Arts- This program will cover two sessions (\$9,500 x2) Destiny partners with school administrators and classroom teachers to bring movement-based creative youth development programs to classrooms. These full-year and multi-year partnerships provide opportunities for curriculum-aligned arts learning suffused with movement, social-emotional learning and restorative practice during the school day. Destiny teaching artists are supported to engage and partner with classroom teachers so that they can co-create a positive classroom culture and draw connections to the classroom curriculum.	\$19,000.00



# Parent/Staff Brainstorm & Ideas for 24-25

- More sport activities (Co-Ed)
- Musical Instruments/Classes
- Male Mentorship Programs
- Girls Inc.
- Vocal Singing Opportunities
- Paint Programs
- Drum Circle
- Mindfulness
-  Financial Literacy and Business Classes

# Crew and Character


Middle school 1st flag football team



Middle School 1st cheerleading squad



# Questions + Answer







### G1 Parents Attendance Sheet

Date: February 29, 2024

Name/Nombre	Phone/Telephone
Patty Aguirre	
Rocio Villafan	
Marycarmen Castro-Cervantes	
Jesse Lopez	
Oneita Lopez	
Diana Diaz	
Nancy Soto	
Denisse Morales	
Marquis Tucker	
Carolina Vargas	
Elizabeth Sanchez	
Kila Lubin	
Adalian Garcia	

### G1-Community Agenda

Topic	Detail	Notes
Welcome	Discussing G1 Funds and Activities \$11,746-fund	
Culture and Community Building	7th Grade Challenge Day 8th Grade Ropes Course	G-1 Funds
Culture Building	Middle School Madness	G-1 funds
Athletics	Uniforms and fees associated with Sports	G-1 Funds
College Field trips	We want to take our students to tour Local colleges and universities	G-1 funds
Parent Feedback	Detail	Notes
<ul style="list-style-type: none"> <li>- More programs</li> <li>- Music programs</li> <li>- Summer opportunities for boys</li> </ul>	<ul style="list-style-type: none"> <li>- Girls who code</li> <li>- Girls Inc</li> <li>- Yea Arts</li> <li>- Oakland public</li> </ul>	<ul style="list-style-type: none"> <li>- Reaching out to these programs for next year and how we can provide that for middle</li> </ul>

	conservatory of music	school - Allocating budget to bring in at least 1 or two new programs while remaining within ght budget.
--	-----------------------	---



### G1-Community Agenda

Topic	Detail	Notes
Welcome	Discussing G1 Funds and Activities \$8,970-fund	
Culture and Community Building	7th Grade Challenge Day 8th Grade Ropes Course	G-1 Funds
Culture Building	Middle School Madness	
Cheerleading	Uniforms for Cheerleaders	Fundraiser
Athletics	Uniforms and fees associated with Sports	G-1 Funds
College Field trips	We want to take our students to tour Local colleges and universities	G-1 funds
Parent Feedback		

Next Steps:



### G1 Staff Attendance Sheet

Date: February 23, 2024

Name/Nombre	Phone/Telephone
Amanda Gonzaga	( _____)
DaeJah Harris	( _____)
Jarod Clayton	( _____)
DaSean Smith	( _____)
Kelly Norris	( _____)
Gio Hernandez	( _____)



## G1-Community Agenda

Topic	Detail	Notes
Welcome	Discussing G1 Funds and Activities \$8,970-fund	
Culture and Community Building	7th Grade Challenge Day 8th Grade Ropes Course	G-1 Funds
Culture Building	Middle School Madness	
Cheerleading	Uniforms for Cheerleaders	Fundraiser
Athletics	Uniforms and fees associated with Sports	G-1 Funds
College Field trips	We want to take our students to tour Local colleges and universities	G-1 funds
Parent Feedback		

Next Steps: