

Board Office Use: Legislative File Info.	
File ID Number	24-0814
Introduction Date	4/9/2024
Enactment Number	
Enactment Date	



**OAKLAND UNIFIED
SCHOOL DISTRICT**
Community Schools, Thriving Students

Board Cover Memorandum

To Measure G1 Districtwide Teacher Retention and Middle School Improvement Act Oversight Commission

From Middle School Network

Meeting Date April 9, 2024

Subject Elmhurst United 2024-25 Measure G1 Application

Ask of the Commission Approve the Elmhurst United 2024-25 Measure G1 Application

Discussion Middle School Network is open to questions from the commission regarding the Elmhurst United 2024-25 Measure G1 Application.

Fiscal Impact The recommended amount is **\$444,821**. It's coming from resource 9332 - Measure G1.

Attachment(s) Grant application attached.





2024-2025 Measure G1 Application

Due: March 14, 2024

Allocations are provisional subject to Board approval

School Information & Student Data

School	Elmhurst United	School Address	800 98th Avenue Oakland, CA 94603
Contact	Viet-Ly Gonzalez	Contact Email	viet-ly.gonzalez@ousd.org
Principal	Viet-Ly Gonzalez	Principal Email	viet-ly.gonzalez@ousd.org
School Phone	510-639-2888	Total Number of Students	762
Recommended Grant Amount¹	\$444,821	2022-23 CALPADS² Enrollment Figure (grades 6-8 Oakland residents only)	757
		2023-24 LCFF³ Enrollment	733

Student Demographics (%)				Measure G1 Team	
English Learners	42.7%	Asian/Pacific Islander	3%	Name	Position
LCFF	98.3%	Latinx	66%	Viet-Ly Gonzalez	Principal
SPED	16.6%	Black or African-American	22%	Emily Rasmussen	AP
		White	1%	Ariel Benavides	CSM
		Indigenous or Native American	1%	Mariko White	Teacher

¹ Allocation of funds will be based on the prior year 20-day count for 6-8 enrollment multiplied by the LCFF % and total funds collected from tax revenue.

² The California Longitudinal Pupil Achievement Data System (CALPADS) collects various about students, including school enrollment. Each fall, around early October, all schools in California submit enrollment figures into the CALPADS system which becomes the official count for that school for that year.

³ Under the Local Control Funding Formula, the following categories of students receive additional funding: English learners, students in foster care, students eligible for the free- and reduced-lunch program.

		Multiracial	4%		
Chronic Absence (Include raw number and percent)					
	2021-22 raw number (%)	2022-23 raw number (%)	2023-24 raw number (%)	2024-25 Goal raw number (%)	
Student Population Overall	Mod Chronic: 31.8% 226 Severe Chronic: 25.5% 181	Mod Chronic: 43.9% 336 Severe Chronic: 29% 222	Mod Chronic: 25.9% 197 Severe Chronic: 14.7% 112	Mod Chronic: 20% Severe Chronic: 11%	
Asian/Pacific Islander	Asian Mod Chronic: 25% Severe Chronic: 21.9% Pacific Islander Mod Chronic: 42.1% Severe Chronic: 47.4%	Asian Mod Chronic: 30.7% 8 Severe Chronic: 26.5% 7 Pacific Islander Mod Chronic: 25% 2 Severe Chronic: 41.7% 8	Mod Chronic: 22.2 % 4 Severe Chronic: 11.1 % 4	Mod Chronic: 18 % Severe Chronic: 8%	
Latinx	Mod Chronic: 30.7% Severe Chronic: 21.3%	Mod Chronic: 29.6% 240 Severe Chronic: 16% 130	Mod Chronic: 22.7% 122 Severe Chronic: 11.7 % 11.7	Mod Chronic: 18 % Severe Chronic: 8%	
Black or African-American	Mod Chronic: 28.7% Severe Chronic: 41.2%	Mod Chronic: 30.7% 72 Severe Chronic: 26.5% 63	Mod Chronic: 33.8 % 54 Severe Chronic: 23.1% 37	Mod Chronic: 29 % Severe Chronic: 20%	
White	Mod Chronic: 53.8% Severe Chronic: 23.1%	Mod Chronic: % Severe Chronic: %	Mod Chronic: 40% 4 Severe Chronic: 30% 2	Mod Chronic: 30% Severe Chronic: 20 %	
Indigenous or Native American	Mod Chronic: 25% Severe Chronic: 75%	Mod Chronic: % Severe Chronic: %	n/a	n/a	
English Learners	Mod Chronic: 31.3% 92 Severe Chronic: 25.7% 75	Mod Chronic: 43.2% 126 Severe Chronic: 29.5% 86	Mod Chronic: 25.2% 82 Severe Chronic: 12.6% 41	Mod Chronic: 20 % Severe Chronic: 9%	
Students w/ IEPs	Mod Chronic: 29.2% 32 Severe Chronic: 39.8%	Mod Chronic: 44.6% 50 Severe Chronic: 36.6% 41	Mod Chronic: 29.4 % 37 Severe Chronic: 16.7 % 21	Mod Chronic: 25 % Severe Chronic: 11%	

	47			
Free/ Reduced Lunch Students	Mod Chronic: 31.4% 217 Severe Chronic: % 168	Mod Chronic: 41.7% 315 Severe Chronic: 25% 199	Mod Chronic: 25.6 % 191 Severe Chronic: 15% 112	Mod Chronic: 20 Severe Chronic: 11%

Metrics

(all data points are required)

Electives (Include raw number and percent)					
Metric	Area	2021-22 raw number (%)	2022-23 raw number (%)	2023-24 raw number (%)	2024-25 Goal raw number (%)
Number of students taking elective courses.	Art	110	120	124	120
	Language	60	50	34	N/A
	Music	82	115	118	120
Number of students participating in non-course experiences (e.g. after-school program)	Art	N/A	10	24	25
	Language	N/A	N/A	N/A	N/A
	Music	N/A	N/A	N/A	N/A

Positive & Safe Culture (Include raw number and percent)				
Metric	2021-22 (%)	2022-23 (%)	2023-24 (%)	2024-25 Goal (%)
Average Daily Attendance Date of Figure: 3/21/24				
Asian/Pacific Islander	13%	19.2%	13%	10%
Latinx	14%	16.3%	10.7%	8%
Black or African-American	21.3%	20.5%	15.6%	12%
White	13.2%	20%	22%	15%
Indigenous or Native American	25.5% (4)	31.5% (3)	N/A	N/A

English Learners	10.1%	14.9%	10.4%	8%
Students w/ IEPs	22.2%	20.4%	15.2%	12%
Free/ Reduced Lunch	15.7%	17.5%	12.2%	10%

Metric	2021-22 raw number (%)	2022-23 raw number (%)	2023-24 raw number (%)	2024-25 Goal raw number (%)
Suspended Students Date of Figure: 3/10/24				
Asian/Pacific Islander	6.1% 2	4.3% 1	0%	0%
Latinx	3.6% 19	5% 28	2.6% 15	2%
Black or African-American	13% 23	21.2% 38	14.9% 26	12%
White	5.6% 1	5.9% 1	0%	0%
Indigenous or Native American	25% 1	33.3% 1	n/a	n/a
Multiple Ethnicity	26.7% 4	9.1% 1	10% 1	5%
English Learners	3.4% 1	5.7% 18	3.4% 12	2%
Students w/ IEPs	9.1% 12	14.8% 18	8.3% 11	6%
Free/ Reduced Lunch	6.6% 50	8.9% 67	5.2% 42	4%

Student Retention from 5th Grade to 6th Grade				
Metric	2021-22	2022-23	2023-24	2024-25 Goal
6th Grade Enrollment	261	253	247	235

Community and Staff Engagement

Community Engagement Meeting(s)	
Community Group	Date
SSC	Jan. 25, 2024

Staff Engagement Meeting(s)	
Staff Group	Date
Leadership Team	Jan. 24, 2024

<u>Music (Rubric)</u>	2022-23	2023-24
<i>Access and Equitable Opportunity</i>	N/A	Basic
<i>Instructional Program</i>	N/A	Basic
<i>Staffing</i>	N/A	Entry
<i>Facilities</i>	N/A	Basic
<i>Equipment and Materials</i>	N/A	Basic
<i>Teacher Professional Learning</i>	N/A	Entry
<u>World Language (Rubric)</u>	2022-23	2023-24
<i>Content and Course Offerings</i>	N/A	Emerging
<i>Communication</i>	N/A	Emerging
<i>Real world learning and Global competence</i>	N/A	Emerging
<u>Art (Visual Arts, Theater, and Dance)</u>	2022-23	2023-24
<i>Access and Equitable Opportunity</i>	N/A	Basic
<i>Instructional Program</i>	N/A	Basic
<i>Staffing</i>	N/A	Entry
<i>Facilities</i>	N/A	Basic
<i>Equipment and Materials</i>	N/A	Basic
<i>Teacher Professional Learning</i>	N/A	Basic

Proposed Expenditures

Guidelines

1. In the following sections, please discuss your team's plan to address the goals of G1:
 - a. Increase access to courses in arts, music, and world languages in grades 6-8.
 - b. Improve student retention during the transition from elementary to middle school.
 - c. Create a more positive and safe middle school learning environment.
2. Please explain how you plan to use the Measure G1 funds to meet the goals, as measured in the METRICS section of this proposal.
3. Add additional lines as needed.
4. The total of all items should equal the amount listed in "Recommended Grant Amount" on page 1
5. Expenditures must supplement, not supplant expenditures made from other funding sources. In other words, Measure G1 funds must be used for new expenditures, expenditures already funded from Measure G1, expenditures previously paid for by a funding source that has ended, or to pay for an expenditure that would have been cut, were it not for Measure G1 funds.

Summary of 2023-24 Approved Expenditures

All Actual Expenditures		Budget Amount
Safe & Positive Culture		
1	Fund 1.0 FTE RJ Facilitator	\$125,106.65
2	Fund 0.55 FTE RJ Facilitator	\$69,688.43
Electives (Art, Music, World Language)		
1	Arts Integration Consultant	\$61,000
2	0.6 FTE Spanish Teacher	\$54,685.34
3	Music Consultant	\$9,401.51
6th Grade Enrollment		
1	Fund 1.0 FTE Case Manager	\$120,698.98
Budget Total		\$440,580.91

Summary of 2024-25 Proposed Expenditures

All Proposed Expenditures (from sections below)		Budget Amount
1	Fund 1.0 FTE RJ Facilitator	\$143,466.25

2	Fund 1.0 FTE RJ Facilitator	\$141,839.30
3	Fund 1.0 FTE RJ Facilitator	\$136,164.34
4	Arts Integration Consultant	\$23,351.11
Budget Total (must add up to Recommended Grant Amount)		\$444,821

Proposed Expenditures By Focus Area

Proposed Expenditures for Electives (Art, Language, and Music only)			
Description of Proposed Expenditures	Number of students taking a course in art, language, or music (based on the specific investment).	Number of students participating in a non-course experience in art, language or music (based on the specific investment) + frequency and amount of time spent in each activity.	Budget Amount
Fund long-standing arts integration specialist to support integration of studio habits of mind into core instruction	125	50	\$23,351.11

Proposed Expenditures for Positive & Safe Culture		
Description of Proposed Expenditures	Which metric will this investment impact - suspensions or average daily attendance?	Budget Amount
Fund 1.0 FTE RJ Facilitator	suspensions	143,466.25
Fund 1.0 FTE RJ Facilitator	suspensions	\$141,839.30

Proposed Expenditures for Retention of 6th Graders	
Description of Proposed Expenditures	Budget Amount
Fund 1.0 FTE RJ Facilitator	\$136,164.34

Please submit your Measure G1 proposal to Cliff Hong (clifford.hong@ousd.org) and Karen Lozano (karen.lozano@ousd.org).



SSC Agenda

Elmhurst United Middle School

School Site Council Meeting

Date: January 25 @9:30am

Family Resource Center

Time	Items	Facilitator
9:30	1. Welcome	Ms. Gonzalez
9:35	2. Title I a. Fall Revisions b. 24-25 Funding	Ms. Gonzalez
10:00	3. Community Schools Grant a. Carryover funding b. 24-25 Funding	Ms. Gonzalez
10:15	4. Measure G1 Community Input 24-25 Allocation: \$444,821 Proposal: Fund three FTEs of Restorative Justice Facilitator to maintain strong restorative justice program at Elmhurst Fund Arts Integration Consultant Strengths of RJ Program: <ul style="list-style-type: none">- Much needed SEL and culture building support to support smooth transition from 5th to 6th grade- RJ support allows for stronger instruction in classroom if students' needs are met- Build communication and problem-solving skills in students and adults Challenges: <ul style="list-style-type: none">- Role of RJ is challenging, want to sustain and maintain folks in the position- How to create preventative strategies vs. just responding to incidents Wonderings: <ul style="list-style-type: none">- How do RJs spend their day?- What coaching and training to do they receive?- How do they work with the teachers? Motion to approve funding of three positions: unanimous "yes"	Ms. Gonzalez







	<p>Arts Integration: support teachers with integrating hands-on visual projects in core classes to support whole child thinking and visual learners</p> <p>Strengths:</p> <ul style="list-style-type: none">- Teachers have named this is a strong resource- Helps to liven up curriculum <p>Challenges:</p> <ul style="list-style-type: none">- Would love to increase opportunity if funding is available <p>Motion to approve arts integration: unanimous “yes”</p>	
	5. Public Input	Everyone
10:30	6. Establish Date of Next Meeting and Adjourn	



School Site Council (SSC) Meeting Sign-In Sheet

SSC Meeting Date: Jan. 25, 2024

Signature:	Signature
1. Crisanta Ramirez	13. C.R.
2. Maria Sanchez	14. maria Sanchez
3. Mayra Molina	15. 
4. Gloria Avalos	16.
5. Mariko White 	17.
6. Alyssa Pandolfi 	18.
7. Viet-Ly Gonzalez	19. 
8.	20.
9.	21.
10.	22.
11.	23.
12.	24.

Leadership Team

In attendance: Ariel, Majerus, Rasmussen, Scott, Gonzalez, White, Douglas

Time	January 24, 2024	Next Steps/To Do
3:45	Landing	Rotate opening
3:55	Updates/Follow-ups: <ol style="list-style-type: none">1. Field Day2. Attendance Data	
4:30	<p>Measure G1 24-25 Funding \$444,821</p> <ol style="list-style-type: none">1. Measure G1<ol style="list-style-type: none">a. Proposal:<ol style="list-style-type: none">i. 3 FTE for RJii. Arts Integration <p>Proposal notes:</p> <ul style="list-style-type: none">- Critical to maintain these positions to support Restorative Discipline program- See increase of Tier 2 and 3 needs from students- With a large group of newer teachers, this has been important- How do we build more capacity of teachers to hold RJ conversations? They need to also do the reflection when referrals are made- How will each of the RJs be divided?<ul style="list-style-type: none">- 2 in 7th and 8th grade- 1 in 6th grade- Important to identify objectives for RJ/Admin meetings and<ul style="list-style-type: none">- Monthly?- create year-long scope with time for reflection- Examine suspension and referral data- Exciting momentum of Peer RJ class. Would love to continue <p>Approval to fund 3 FTEs for RJ.</p> <p>Proposal to spend on Arts Integration</p> <ul style="list-style-type: none">- Going very well, let's continue- Teachers see benefit of utilizing visual thinking skills to liven up curriculum <p>Approval to fund Arts Integration Consultant</p>	
5:00	Closing	