

Board Office Use: Legislative File Info.	
File ID Number	26-0831
Introduction Date	4/14/2026
Enactment Number	
Enactment Date	



**OAKLAND UNIFIED
SCHOOL DISTRICT**
Community Schools, Thriving Students

Board Cover Memorandum

To Measure G1 Districtwide Teacher Retention and Middle School Improvement Act Oversight Commission

From Middle School Network

Meeting Date April 14, 2026

Subject Elmhurst United Middle School 2026-2027 Measure G1 Application

Ask of the Commission Approve the Elmhurst United Middle School 2026-2027 Measure G1 Application

Discussion Middle School Network is open to questions from the commission regarding the Elmhurst United Middle School 2026-2027 Measure G1 Application.

Fiscal Impact The recommended amount is **\$352,727.00**. Resource 9332 - Measure G1.

Attachment(s) Grant application attached.





**2026-2027
 Measure G1 Proposal**

Due: March 1, 2026

Allocations are provisional subject to Board approval

School Information & Student Data

School Name	Elmhurst United Middle School	School Address	800 98th Avenue Oakland, CA 94603
Principal	Viet-Ly Gonzalez	Principal Email	viet-ly.gonzalez@ousd.org
G1 Contact	Viet-Ly Gonzalez	G1 Contact Email	viet-ly.gonzalez@ousd.org
School Phone	510-639-2888	Total Number of Students	745
Recommended Grant Amount¹	\$352,727.00	2025-2026 CALPADS² Enrollment Figure (grades 6-8 Oakland residents only)	731
		2025-2026 LCFF³ Enrollment	728

Student Demographics (%)				Measure G1 Team	
English Learners	45.7%	Asian/Pacific Islander	4.2%	Name	Position
LCFF	99.7%	Latinx	71.2%	Viet-Ly Gonzalez	Principal
SPED	16.1%	Black or African-American	20.6%	Alyssa Munson	CSM
		White	1.2%	Mariko White	TSA
		Indigenous or Native American	-	Maria Sanchez	Family Liaison
		Multiracial	1.3%	Emily Rasmussen	AP

¹ Allocation of funds will be based on the prior year 20-day count for 6-8 enrollment multiplied by the LCFF % and total funds collected from tax revenue.

² The California Longitudinal Pupil Achievement Data System (CALPADS) collects various about students, including school enrollment. Each fall, around early October, all schools in California submit enrollment figures into the CALPADS system which becomes the official count for that school for that year.

³ Under the Local Control Funding Formula, the following categories of students receive additional funding: English learners, students in foster care, students eligible for the free- and reduced-lunch program.

Chronic Absence (Include raw number and percent)				
	2023-2024 raw number & (%)	2024-2025 raw number & (%)	2025-2026 raw number & (%)	2026-2027 Goal raw number & (%)
Student Population Overall	336(44.4%)	272(36.3%)	268 (36%)	224 (30%)
Asian/Pacific Islander	17(51.5%)	14(46.7%)	4 (36.4%)	2 (18%)
Latinx	199(37.3%)	168(30.5%)	170 (31.9%)	165 (30%)
Black or African-American	104(64.6%)	76(56.7%)	72 (48.3%)	50 (33%)
White	7(77.8%)	6(35.3%)	2 (22.2%)	1 (11.1%)
Indigenous or Native American	-	1(100.0%)	n/a	n/a
English Learners	120(40.7%)	98(31.4%)	109 (32.4%)	100 (29%)
Students w/ IEPs	65(49.2%)	55(47.4%)	64 (49.6%)	54 (41%)
Free/ Reduced Lunch Students	328(44.3%)	272(36.5%)	268 (36.1%)	224 (30%)

Metrics

(all data points are required)

Electives (Include raw number and percent)					
Metric	Area	2023-2024 raw number & (%)	2024-2025 raw number & (%)	2025-2026 raw number & (%)	2026-2027 Goal raw number & (%)
Number of students taking elective courses.	Art	124	121	120	120
	Language	34	N/A	N/A	N/A
	Music	118	115	115	115
Number of students participating in non-course experiences (e.g. after-school program)	Art	24	25	25	25
	Language	N/A	N/A	N/A	N/A
	Music	N/A	20	25	25

Positive & Safe Culture (Include raw number and percent)				
Metric	2023-2024 raw number & (%)	2024-2025 raw number & (%)	2025-2026 raw number & (%)	2026-2027 Goal raw number & (%)
Average Daily Attendance Date of Figure: 3/11/26				
Asian/Pacific Islander	4869(85.5%)	4496(84.3%)	81.8%	82%
Latinx	84868(89.2%)	88178(90.8%)	88.6%	90%
Black or African-American	23462(83.9%)	20005(85.1%)	77.9%	80%
White	1381(78.2%)	2471(89.7%)	n/a	n/a
Indigenous or Native American	-	56(62.2%)	n/a	n/a
English Learners	46623(87.9%)	48913(90.1%)	88.7%	90%
Students w/ IEPs	19609(84.4%)	17535(85.9%)	81.4%	84%
Free/ Reduced Lunch	116359(87.7%)	117202(89.4%)	86.1%	90%

Metric	2023-2024 raw number & (%)	2024-2025 raw number & (%)	2025-2026 raw number & (%)	2026-2027 Goal raw number & (%)
Suspended Students Date of Figure: March 11, 2026				
Asian/Pacific Islander	0(0.0%)	0(0.0%)	0	0
Latinx	18(3.1%)	18(3.1%)	11 (2%)	11 (2%)
Black or African-American	30(16.8%)	26(16.8%)	21 (12.2%)	19 (10%)
White	0(0.0%)	2(11.8%)	0	0
Indigenous or Native American	-	0(0.0%)	1 (100%)	0
English Learners	14(4.2%)	10(3.0%)	6 (1.7%)	5 (1.5%)
Students w/ IEPs	11(7.9%)	12(9.9%)	11 (8.3%)	9 (7%)
Free/ Reduced Lunch	50(6.2%)	48(5.9%)	34 (4.3%)	30 (3%)

Student Retention from 5th Grade to 6th Grade				
Metric	2023-2024	2024-2025	2025-2026	2026-2027 Goal
6th Grade Enrollment	247	244	245	245

Community and Staff Engagement

Community Engagement Meeting(s)	
Community Group	Date
SSC	January 27, 2026

Staff Engagement Meeting(s)	
Staff Group	Date
Leadership Team	February 4, 2026

<u>Music (Rubric)</u>	2024-25	2025-26
<i>Access and Equitable Opportunity</i>	Basic	Basic
<i>Instructional Program</i>	Basic	Intermediate
<i>Staffing</i>	Basic	Intermediate
<i>Facilities</i>	Basic	Basic
<i>Equipment and Materials</i>	Basic	Basic
<i>Teacher Professional Learning</i>	Basic	Basic
<u>World Language (Rubric)</u>	2024-25	2025-26
<i>Content and Course Offerings</i>	N/A	N/A
<i>Communication</i>	N/A	N/A
<i>Real world learning and Global competence</i>	N/A	N/A
<u>Art (Visual Arts, Theater, and Dance)</u>	2024-25	2025-26
<i>Access and Equitable Opportunity</i>	Intermediate	Intermediate
<i>Instructional Program</i>	Basic	Basic
<i>Staffing</i>	Basic	Basic
<i>Facilities</i>	Basic	Basic
<i>Equipment and Materials</i>	Basic	Basic
<i>Teacher Professional Learning</i>	Basic	Basic

Proposed Expenditures

Guidelines

1. In the following sections, please discuss your team’s plan to address the goals of G1:
 - a. Increase access to courses in arts, music, and world languages in grades 6-8.
 - b. Improve student retention during the transition from elementary to middle school.
 - c. Create a more positive and safe middle school learning environment.
2. Please explain how you plan to use the Measure G1 funds to meet the goals, as measured in the METRICS section of this proposal.
3. Add additional lines as needed.
4. The total of all items should equal the amount listed in "Recommended Grant Amount" on page 1
5. Expenditures must supplement, not supplant expenditures made from other funding sources. In other words, Measure G1 funds must be used for new expenditures, expenditures already funded from Measure G1, expenditures previously paid for by a funding source that has ended, or to pay for an expenditure that would have been cut, were it not for Measure G1 funds.

Summary of 2025-26 Approved Expenditures

All Actual Expenditures		Budget Amount
Electives (Art, Music, World Language)		
1	Partially Fund Arts Integration Consultant	\$38,100.00
2	Music and Art Supplies	\$11,062.12
3	Fund .5 FTE Computer Science	\$20,000.00
4	Fund contract for Teaching Artists to teach specialized instrument work in woodwind and brass twice a week for 5 periods.	\$25,859.22
Positive & Safe Culture		
1	Fund 1.0 FTE RJ Facilitator (Position Eliminated)	\$28,510.65
2	Partially fund 0.20 of Case Manager	\$16,787.55
3	Field Trips: music, drama and dance classes attend field trips to create more experiential learning opportunities	\$15,000.00
4	Uniforms: Purchase student uniforms to create more inclusivity, equity and to support school safety structures	\$20,000.00
5	Equipment for lunchtime activities to create more structured, safe play	\$8,000.00
6th Grade Enrollment		
1	Fund 1.0 FTE Case Manager	\$111,916.96
2	Fund extended time and over time for case managers	\$25,000.00
Budget Total		\$365,237.00

Summary of 2026-27 Proposed Expenditures

All Proposed Expenditures (from sections below)		Budget Amount
1	Case Manager 0.8 FTE	\$120,320.60
2	Case Manager 1.0 FTE	\$123,589.30
3	Case Manager .92	\$82,172.76
4	Dance Teacher 0.15	\$23,623.12
5	Art Supplies	\$3,021.22
Budget Total (must add up to Recommended Grant Amount)		\$352,727.00

Proposed Expenditures By Focus Area

Proposed Expenditures for Electives (Art, Language, and Music only)			
Description of Proposed Expenditures	Number of students taking a course in art, language, or music (based on the specific investment).	Number of students participating in a non-course experience in art, language or music (based on the specific investment) + frequency and amount of time spent in each activity.	Budget Amount
Dance Teacher: Fund 0.15 FTE of teacher to design and implement creative dance units.	100	100 students five days a week for one period	\$23,623.12
Art Supplies: Provide supplies for integrated arts program	150	150 students five days a week for one period	\$3,021.22

Proposed Expenditures for Positive & Safe Culture		
Description of Proposed Expenditures	Which metric will this investment impact - suspensions or average daily attendance?	Budget Amount
0.92 FTE Case Manager: Staff member dedicated to supporting 8th graders to by providing SEL and restorative discipline skills to solve conflicts.	suspensions	\$82,172.76
0.8 FTE Case Manager: Staff member dedicated to supporting 7th graders to by providing SEL and restorative discipline skills to solve conflicts.	suspensions	\$120,320.60

Proposed Expenditures for Retention of 6th Graders	
Description of Proposed Expenditures	Budget Amount
1.0 FTE Case Manager: staff members will work with the 6th grade to cultivate a positive and joyful and welcoming school experience so that students have a smoother on ramp to middle school. Case Manager will conduct daily check-ins with Tier 2 or Tier 3 students to create greater opportunity for academic success.	\$123,589.30

Please submit your Measure G1 proposal to Cliff Hong (clifford.hong@ousd.org) and Karen Lozano (karen.lozano@ousd.org).



SSC Agenda

Elmhurst United Middle School

School Site Council Meeting

Date: January 27 @9:00am

Family Resource Center

Time	Items	Facilitator
8:30	1. Welcome	Ms. Gonzalez
8:35	2. Title I a. Fall Revisions b. 24-25 Funding	Ms. Gonzalez
9:00	3. Community Schools Grant a. Carryover funding b. 24-25 Funding	Ms. Gonzalez
9:15	4. Measure G1 Community Input 25-26 Allocation: \$352,727.00 Proposal: <ul style="list-style-type: none">• Fund three FTEs of Case Manager position to maintain serve students with Tier 2 and 3 needs at Elmhurst• Fund partial FTE of Dance Teacher• Fund art supplies Strengths of RJ and Case Management Program: <ul style="list-style-type: none">- Much needed SEL and culture building support to support smooth transition from 5th to 6th grade- Case manager support allows for stronger instruction in classroom if students' needs are met- Build communication and problem-solving skills in students and adults Challenges: <ul style="list-style-type: none">- Role of CM is challenging, want to sustain and maintain folks in the position- How to create preventative strategies vs. just responding to incidents Wonderings: <ul style="list-style-type: none">- How do case managers spend their day?- What coaching and training to do they receive?- How do they work with the teachers?	Ms. Gonzalez



	<p>Motion to approve funding of three positions: unanimous “yes”</p> <p>Strengths of dance program:</p> <ul style="list-style-type: none">- Creative performance- Artistic expression <p>Challenges:</p> <ul style="list-style-type: none">- enrollment <p>Art supplies: To provide for engaging lessons aligned to CA standards in art and drama class.</p> <p>Strengths:</p> <ul style="list-style-type: none">- Exciting projects <p>Challenges:</p> <ul style="list-style-type: none">- How can we get more resources? <p>Motion to approve arts integration: unanimous “yes”</p>	
	5. Public Input	Everyone
9:30	6. Establish Date of Next Meeting and Adjourn	

Leadership Team




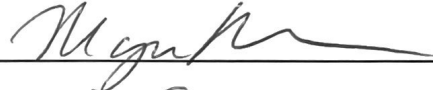


In attendance: Munson, Clark, Rasmussen, Gonzalez, White, Douglas, Curtis

Time	January 22, 2025	Next Steps/To Do
3:45	Landing	Rotate opening
3:55	Updates/Follow-ups: <ol style="list-style-type: none"> 1. Field Day 2. Attendance Data 	
4:30	<p>Measure G1 24-25 Funding \$352,727.00</p> <ol style="list-style-type: none"> 1. Measure G1 <ol style="list-style-type: none"> a. Proposal: <ol style="list-style-type: none"> i. Fund three FTEs of Case Manager position to maintain serve students with Tier 2 and 3 needs at Elmhurst ii. Fund partial FTE of Dance Teacher iii. Fund art supplies <p>Proposal notes:</p> <ul style="list-style-type: none"> - Critical to maintain these positions to support grade level multi-tiered work - See increase of Tier 2 and 3 needs from students - With chronic absenteeism, this has been important - How do we build more capacity of teachers to hold RJ conversations? They need to also do the reflection when referrals are made - Important to identify objectives for Pods meetings and <ul style="list-style-type: none"> - Monthly? - create year-long scope with time for reflection - Examine suspension and referral data - Create attendance incentive plan - Who else can join the Attendance team? <p>Approval to fund three FTEs for case managers.</p> <p>Proposal to fund partial FTE for Dance teacher</p> <ul style="list-style-type: none"> - Like to see performances at Town Hall - Need to enroll more students and build out recruitment for this <p>Approval to fund Dance Teacher</p> <p>Proposal to fund supplies for art and drama class</p> <ul style="list-style-type: none"> - Helpful for project-based learning - What else can we do to supplement for materials <p>Approval to fund supplies for VAPA</p>	
5:00	Closing	



School Site Council Establishment (SSC) Meeting Sign-In Sheet

SSC Meeting Date: 1/27/2026

Elected SSC Members:	Role: and phone# # De contacto	Signature \ firma
1. ChiAurelia Spencer	VP 510.877.2436 Parent	
2. Aaron Pratt	Teacher	
3. Mariko White	Teacher 510.289.4937	
4. Maya Mercer	Teacher 510/677/4460	
5. Maria Sanchez	STAFF.	Maria Sanchez
6. Alejandra Campos	STAFF Parent	
7. Viet-Ly Gonzalez	Principal	
8.		
9.		
10.		
11.		
12.		