

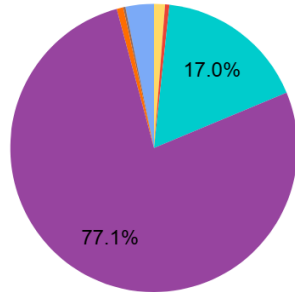


Aspire Golden State College Preparatory Academy: Charter Renewal Term 2026-2031



OUR STUDENTS AND SCHOOL

- Location: East Oakland on 66th Avenue
- Small, safe, and tight-knit school community
- 95% Socio-Economically Disadvantaged
- 26% English Learners
- 17% Students w/ Disabilities



White Asian Black or African American Latinx
Multi Native Hawaiian or Pacific Islander
Not Disclosed

**As of 8/25/25*



CORE SCHOOL DESIGN ELEMENTS

We approach every facet of education through an equity lens and prioritize our efforts through three main focus areas.



INCLUSION MODEL FOR ALL LEARNERS

We ensure all scholars are meaningfully engaged in an inclusive model. Students with IEPs (special education) are integrated authentically in mainstream classrooms



SOCIAL EMOTIONAL WELLNESS AND STRONG RELATIONSHIPS

We cultivate communities that foster inclusive and joyful learning environments. All students have at least 1 adult on campus who is an advocate and support (advisory model supports this school design element)

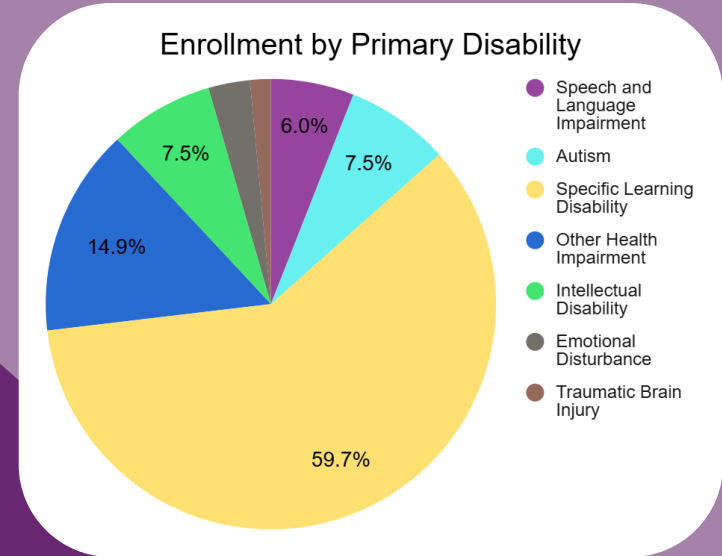


COLLEGE AND CAREER FOCUSED

We equip students with the skills, knowledge, and experiences needed to succeed in higher education and the workforce. Through academics, career exploration, and real-world learning opportunities such as internships and dual enrollment, students graduate prepared to thrive in college, career, and life.

SPECIAL EDUCATION SERVES 17% OF OUR STUDENTS

- One-fourth of these students receive more than 450 service minutes weekly
- Current services include:
 - Specialized Academic Instruction
 - Intensive Individual Services
 - Language and Speech
 - Occupational Therapy
 - Individual Counseling
 - Counseling and Guidance
 - Behavior Intervention Services
 - College Awareness
 - Career Awareness
 - Other Transition Services




**As of 8/25/25*

75%
A-G
Completion

100%
Graduation
Rate


ENTREPRENEURSHIP PATHWAY

- Design, Business, Creativity
- Ongoing genuine collaboration with industry experts and professionals
- Culminating business pitch and sales expo
- Community College Courses offered every semester



44% OF STUDENTS IN AFTER SCHOOL PROGRAM

- Drivers Education
- Music
- Culinary Arts
- On Site College Courses
- Cheerleading
- Volleyball
- Basketball
- Cross Country



GSP FAMILIES ARE VERY SATISFIED!

Families are surveyed twice a year on a variety of topics such as school safety, school fit, sense of belonging, etc., and the results are benchmarked *nationally* via Panorama Education.

- 18% Increase over two years
- 73% of Black families and 67% of Latinx families responding positively

	National Comparison
	Schools w/ 70%+ FRL Rate
GSP Middle	90th Percentile
GSP High	99th Percentile



STUDENTS FEEL SAFE AT GSP

GSP scholars report a strong sense of school safety. Our students are surveyed twice a year on a variety of topics such as school safety, sense of belonging, etc., and the results are benchmarked ***nationally*** via Panorama Education.

	National Comparison
	Schools w/ 70%+ FRL Rate
GSP Middle	90th Percentile
GSP High	80th Percentile

No disproportionality between racial subgroups when it comes to school safety.

*Winter 2025 Survey

WE INVEST IN OUR STAFF

- 75% Average Retention over 4 years
- **Support for College Access:**
 - 2 GSP Staff earned a Bachelor's Degree last year
- **Support for Teaching Credentialing:**
 - 7 GSP Residents in two years



OUR STUDENTS ARE PREPARED FOR COLLEGE AND CAREER

LEARN MORE
College/Career

All Students

State



Blue

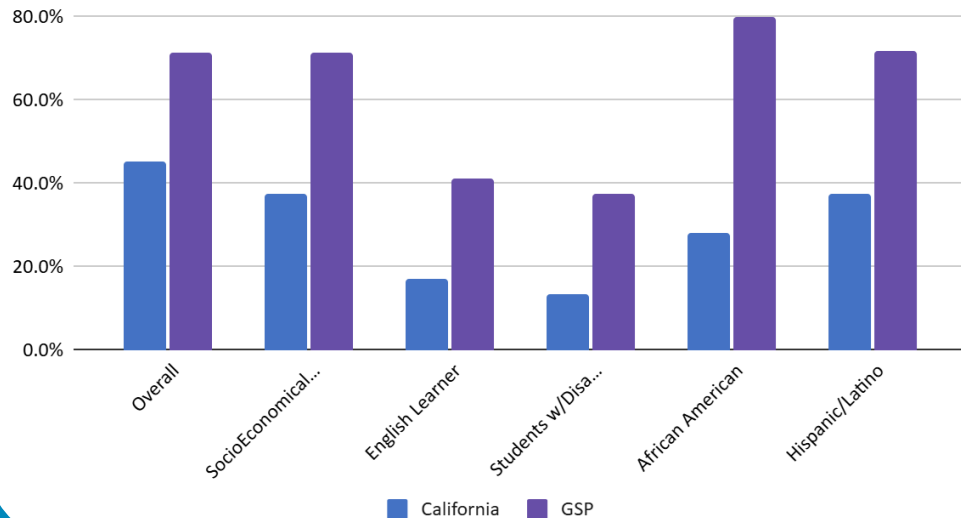
Prepared 71.2%

Increased 24.8% ⓘ

GSP OUTPERFORMS

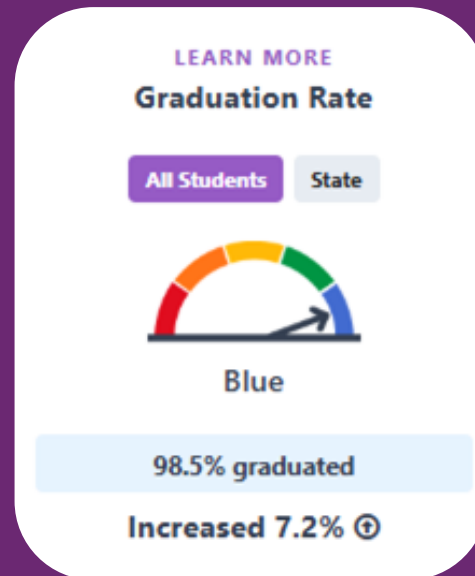
- State of California
- Notable performance for African American scholars

2024 Career & College Indicator

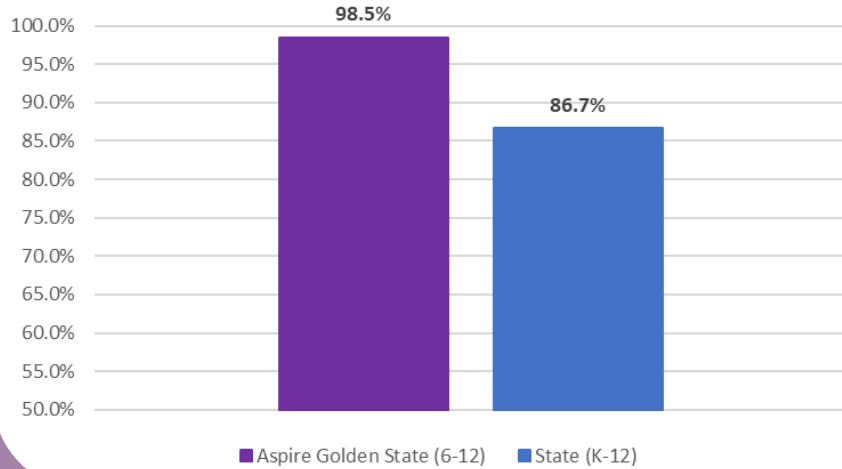




HIGHEST GRADUATION RATE IN THE CITY OF OAKLAND



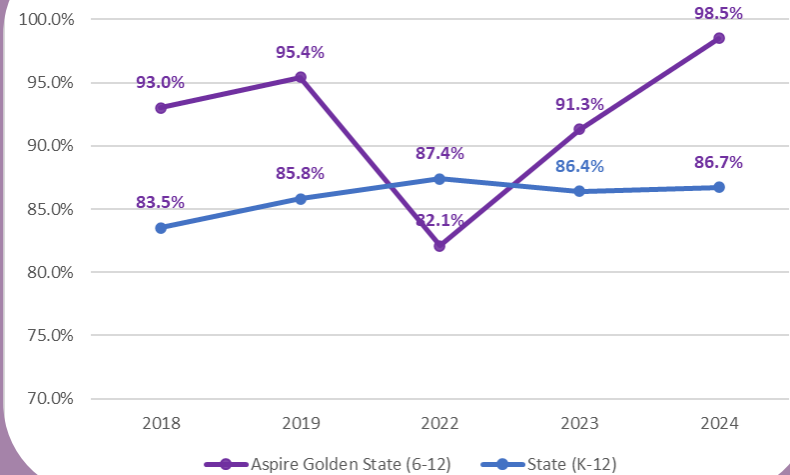
2024 Dashboard Graduation Rate



Persistence through post-pandemic challenges to increase graduation rates for high school students. **Highest percentage in Oakland!!**

ABOVE PRE-PANDEMIC NUMBERS

Dashboard Graduation Rate Over Time

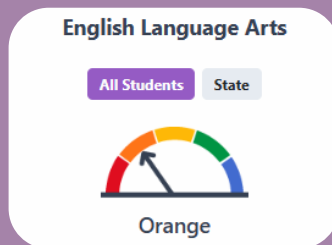


POSITIVE ELA DETAILS 2023-2025

2023 Dashboard



2024 Dashboard



Projected 2025 Dashboard



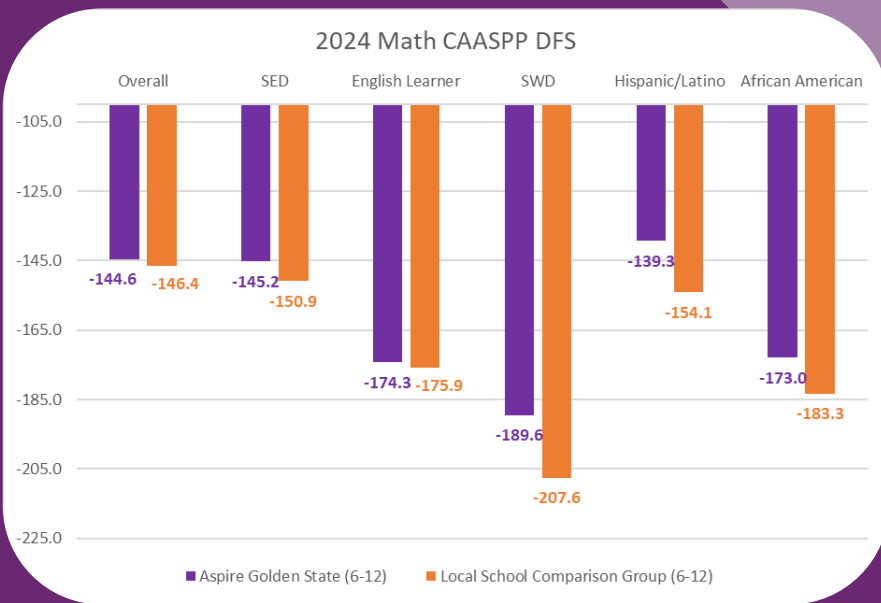
2024 11th grade proficiency is encouraging. -21.5 Distance from Standard.

Notable performance for Latina/o/x and SED subgroups.

**2019-2024 CA Dashboard*

**2025 internal data*

MATH IS OUR CHALLENGE AREA



Math Teacher Development:

- Teacher Pipeline, Alum
- Bi-Weekly Department Meetings (Data based)
- Principal Coaching Math Team

Universal Instruction:

- Mathematical Discourse
- Vocabulary Development

Targeted Intervention:

- Data driven middle school intervention block
- High school after school math support
- School wide blended learning

Our current principal is a former math teacher, math coach, and DEI Program Manager within Aspire Public Schools. A 23 year Aspire Teammate and founding Dean of Academics at GSP who consistently demonstrated strong outcomes for students in mathematics with strong pedagogy

STACY THOMAS
GOLDEN STATE COLLEGE PREP
PRINCIPAL



ENGLISH LEARNER PROGRESS (ELPI) 2ND HIGHEST GROWTH IN THE ENTIRE CITY OF OAKLAND

LEARN MORE

English Learner Progress

All Students

State



Blue

58.7% making progress

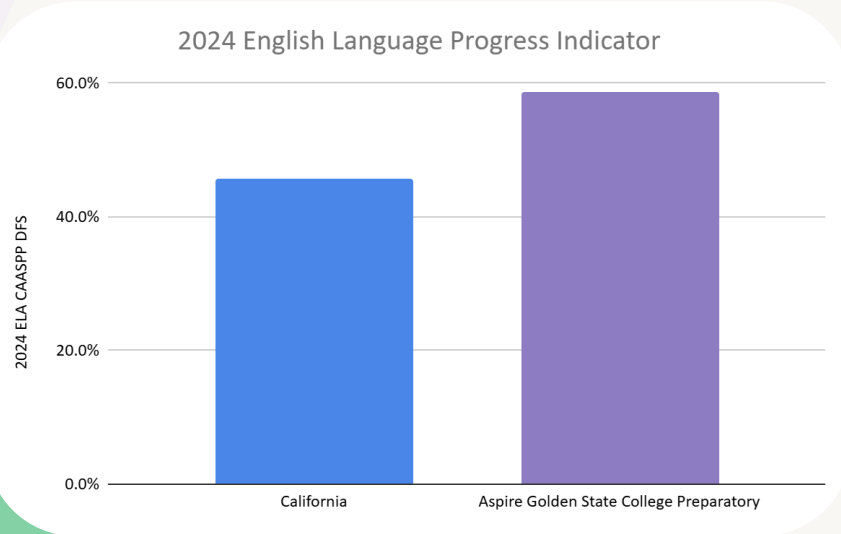
Increased 21.8% 📈



ENGLISH LEARNERS ARE THRIVING

GSP outperforms in comparison to:

- State of California
- 2nd highest growth for Long-Term English Learners (LTELs) in the entire city of Oakland!



Thank you!



Welcome to the
Aspire Golden State Prep
Class of 2025
Commencement Ceremony!

