

---

# Charter Renewal Staff Recommendation

Latitude 37.8 High School  
September 25, 2025

---



**OAKLAND UNIFIED  
SCHOOL DISTRICT**  
*Community Schools, Thriving Students*

# Charter School Renewal Overview

## Timeline

### **Background**

Every 5 years (typically), a Charter School must submit a renewal petition to their authorizer in order to continue operating. The authorizer, the OUSD Board of Education, must evaluate the renewal petition based on criteria outlined in California Education Code and the school's Renewal Tier placement. The Board must vote within 90 days of submission to approve or deny the petition.

### **COVID-19 Impact on Charter Renewal**

Due to the lack of Dashboard data after COVID, the State legislature extended all charters' terms by a total of **three years**. Therefore, all OUSD-authorized charter schools that are up for renewal this fall are currently in **year 8** of their charter term.

**Day 0**

Submission

**By Day 60**

Initial Public Hearing

**15 Days Before  
Decision Hearing**

Staff Report Posted

**By Day 90**

Decision Hearing

# Charter School Renewal Criteria



## Criterion 1

Has the Charter School Presented a Sound Educational Program?



## Criterion 2

Is the Charter School Demonstrably Likely to Successfully Implement the Proposed Educational Program?



## Criterion 3

Is the Petition Reasonably Comprehensive?



## Criterion 4

Is the Charter School Serving All Students Who Wish to Attend?\*

*\*Limited to enrollment data from CDE and suspension, expulsion, and disenrollment compliance*

---

# **Renewal Analysis and Staff Recommendation**

## **Latitude 37.8 High School**

---

# Charter School Overview

## Latitude 37.8 High School (“Latitude”)

<b>Charter Management Organization</b>	Education for Change	<b>OUSD Attendance Area</b>	Fremont
<b>Grade Span</b>	9-12	<b>Current Enrollment</b>	394
<b>OUSD Board District</b>	District 5	<b>5-Year Projected Enrollment</b>	412, 419, 409, 400, 400

### Latitude was placed in the Middle Tier

*No default recommendation from State; Eligible for 5-year renewal term*

# CA Dashboard Overview

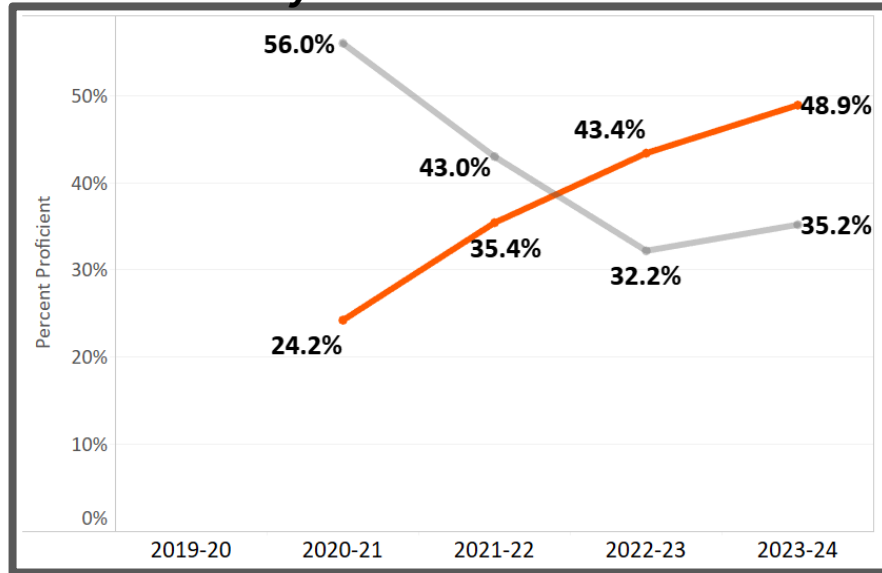
	ELA	Math	EL Progress	Suspension	College / Career	Graduation Rate
2022-23	<b>Yellow</b> 11.3 pts below standard <i>Increased 30.1 pts</i>	<b>Yellow</b> 80 pts below standard <i>Increased 44.6 pts</i>	<b>Red</b> 35.2% making progress Decreased 10.6%	<b>Orange</b> 4.2% suspended Increased 1.4%	<b>High</b> 58.2% prepared	<b>Orange</b> 82.1% graduated Decreased 6.2%
2023-24	<b>Orange</b> 11.6 pts below standard <i>Decreased 0.4 pts</i>	<b>Orange</b> 103.4 pts below standard <i>Decreased 23.3 pts</i>	<b>Red</b> 27.6% making progress Decreased 7.6%	<b>Orange</b> 7% suspended Increased 2.8%	<b>Green</b> 66.7% prepared Increased 8.5%	<b>Green</b> 92.7% graduated Increased 10.6%



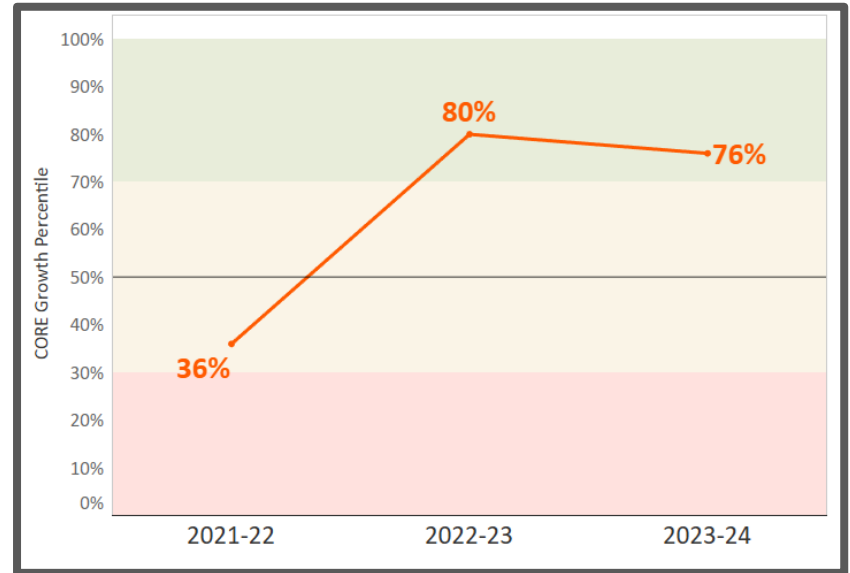
# Renewal Criterion 1

## Academic Performance - English Language Arts

### ELA Proficiency



### ELA CORE Growth

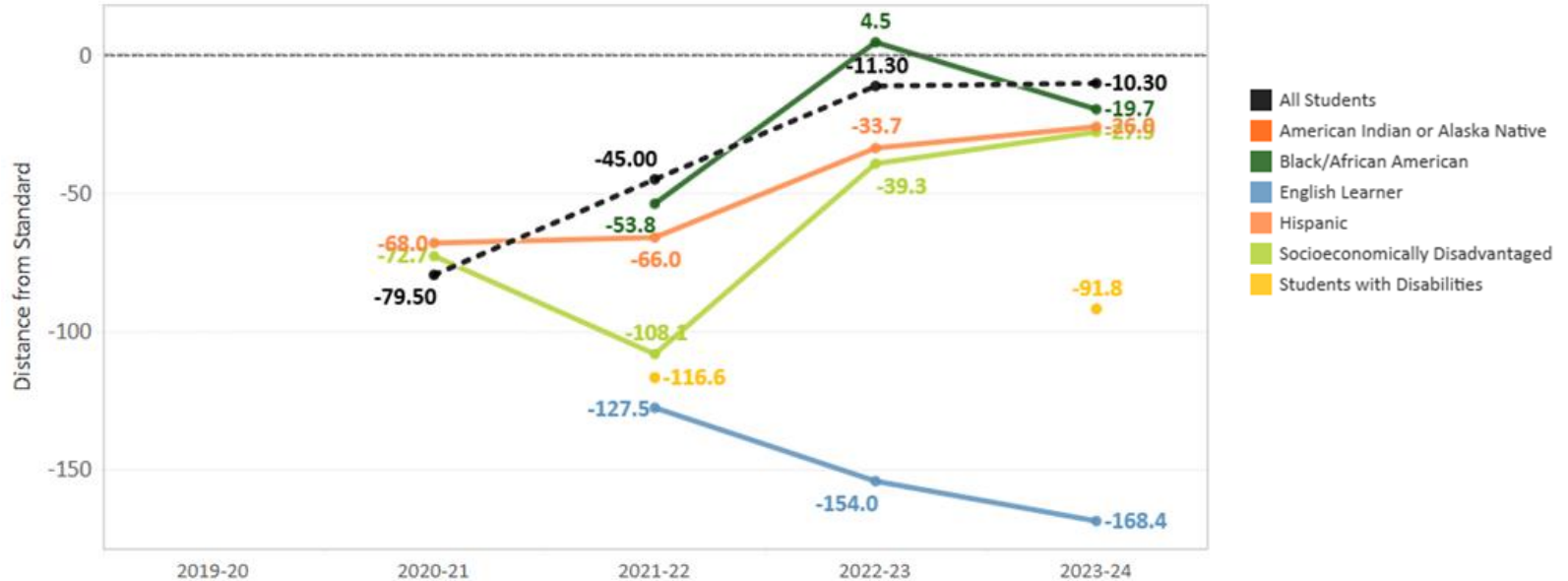


*ELA Proficiency has increased consistently while CORE Growth has been considered high over the past two years.*



# Renewal Criterion 1

## Academic Performance - English Language Arts



*From 2021-22 to 2023-24, all student groups had a net increase in average DFS with the exception of the English Learner student group.*

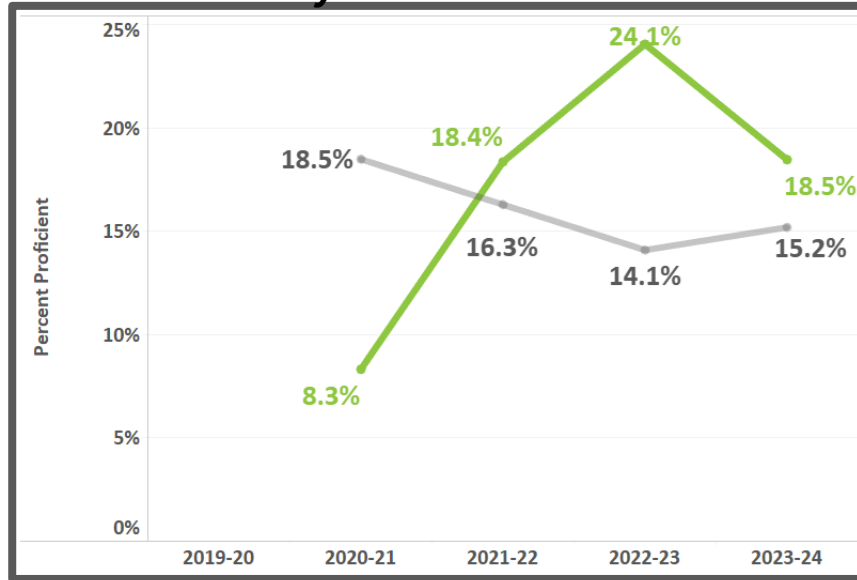




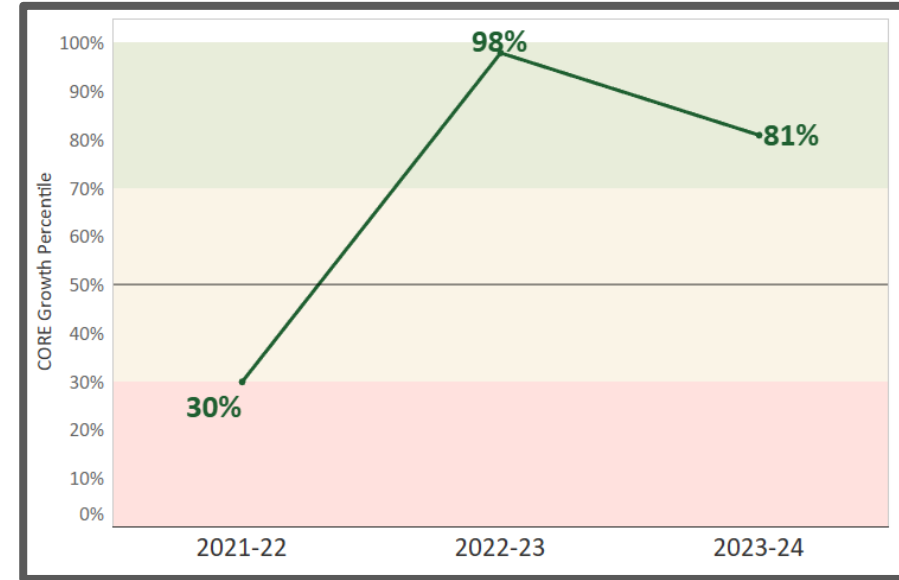
# Renewal Criterion 1

## Academic Performance - Math

### Math Proficiency



### Math CORE Growth

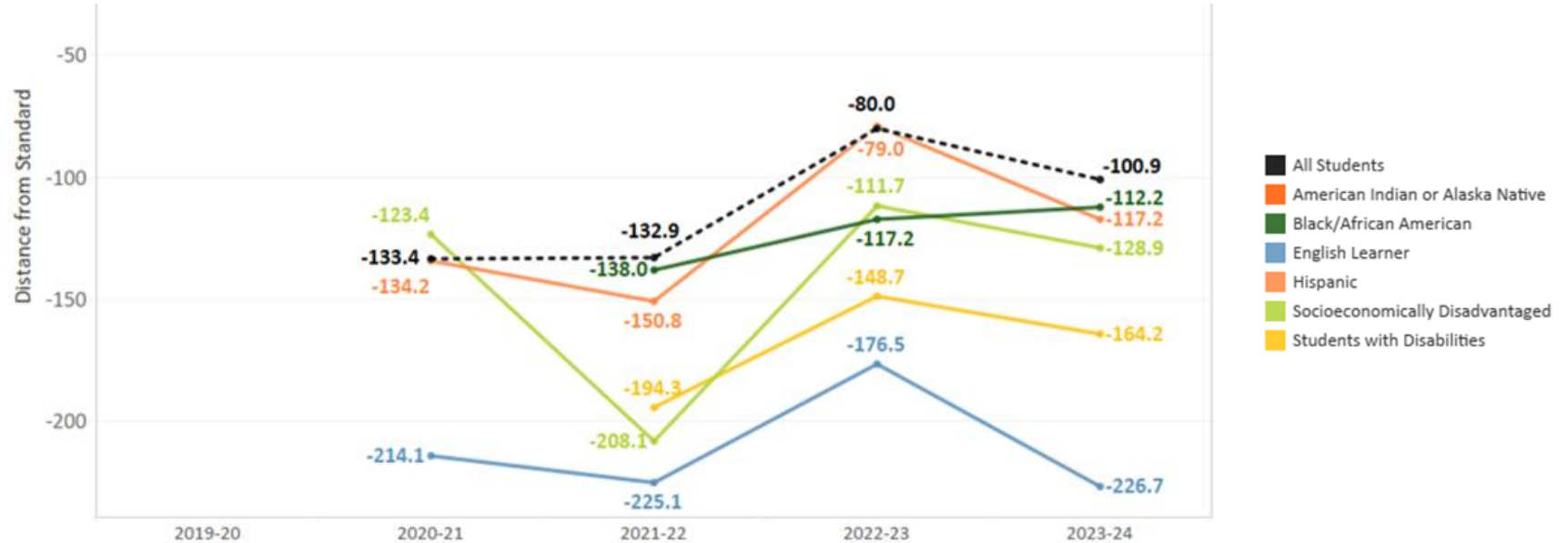


*Math Proficiency increased consistently until 2023-24, while CORE Growth has been considered high over the past two years.*



# Renewal Criterion 1

## Academic Performance - Math



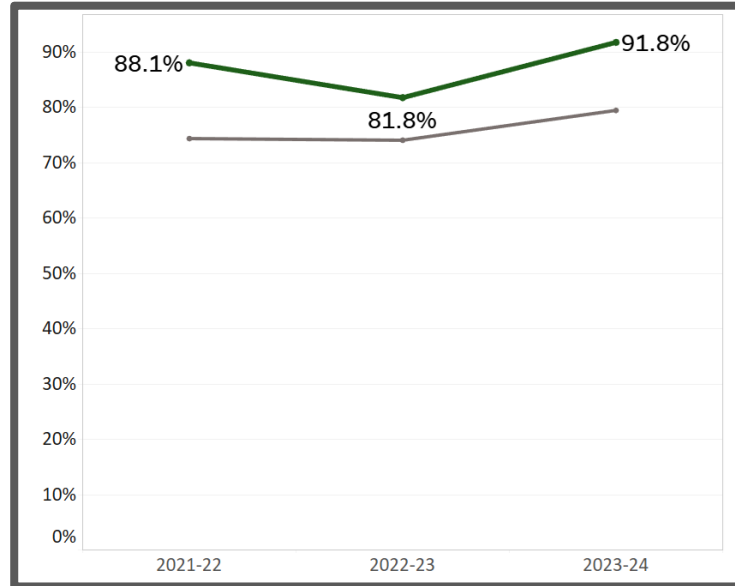
*Average DFS increased for all student groups in 2022-23, but decreased for all in 2023-24 with the exception of the Black/African American student group.*



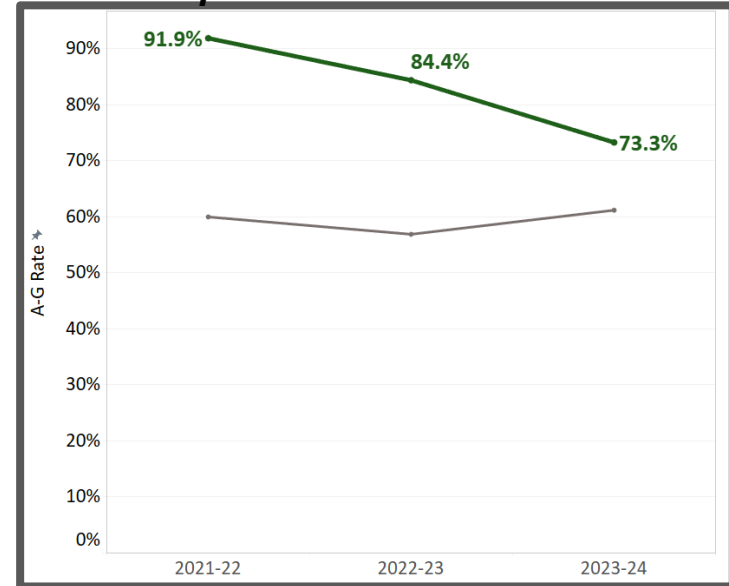
# Renewal Criterion 1

## Graduation Metrics

### Four Year Grad Rate



### A-G Completion Rate

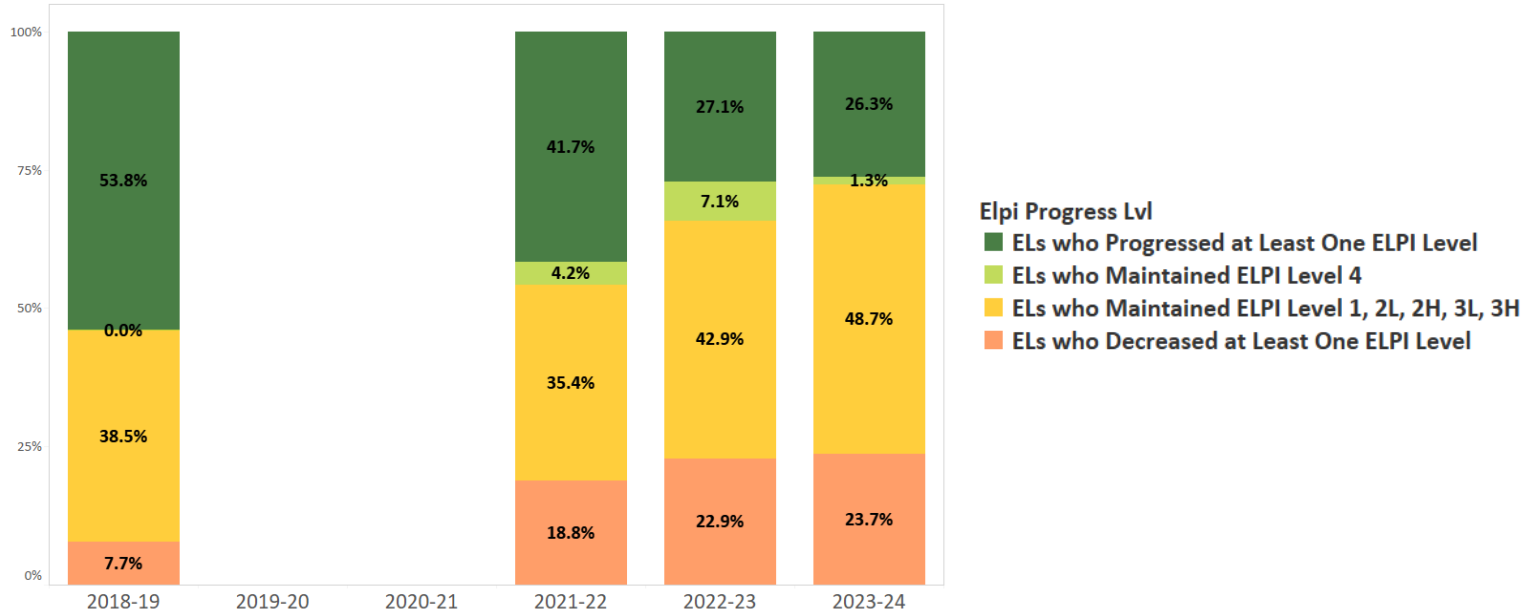


*Although A-G rate has been declining, both the A-G Rate and the Grad Rate have been consistently high.*



# Renewal Criterion 1

## English Learner Progress

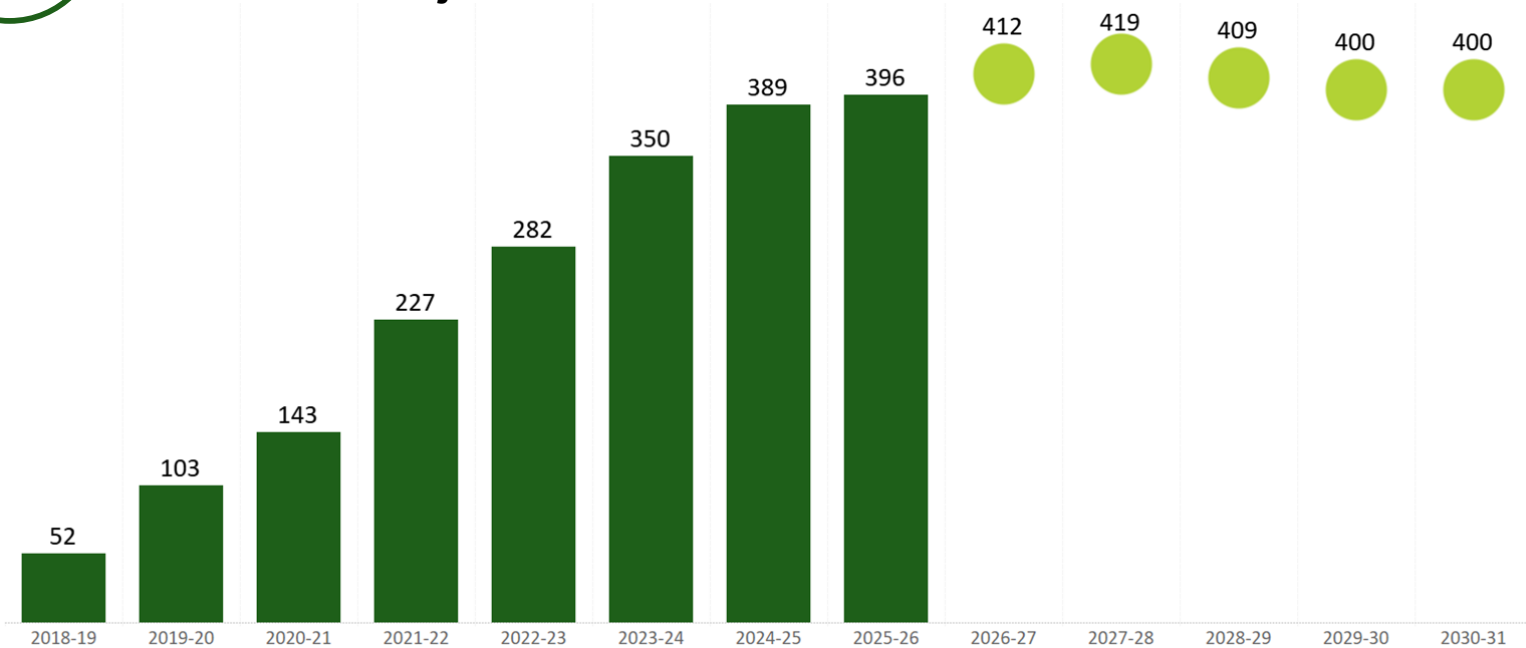


*The percentage of students progressing at least one ELPI Level has decreased considerably, although the percentage decreasing at least one level has remained relatively consistent.*



# Renewal Criterion 2

## Total and Projected Enrollment Over Time



*Latitude's total enrollment has increased throughout the school's phase-in period and is projected to remain steady throughout a possible next charter term.*



# Renewal Criterion 2

## Fiscal Health

	2021-22	2022-23	2023-24	2024-25 2nd Interim
Ending Fund Balance	\$2,699,839	\$1,867,676	\$2,244,794	\$2,275,701
Annual Surplus or (Deficit)	\$451,177	(\$832,163)	\$377,118	\$30,907
Budgetary Reserve	54%	26%	27%	23%
Audit Findings	None	None	None	N/A

*Latitude's fiscal health is good with strong fund balances and realistic budget projections.*



## **Renewal Criterion 3**

### **Renewal Petition Review**

The charter petition included a reasonably comprehensive description, per State standards, of the 15 required elements outlined in California Education Code.



## **Renewal Criterion 4**

### **CDE Enrollment Data and Complaints**

There were no substantiated complaints related to noncompliance with suspension, expulsion, or involuntary disenrollment procedures and no evidence in the State-provided enrollment data which suggests the Charter School is not serving all students who wish to attend.

# Staff Recommendation

**The OUSD Office of Charter Schools recommends  
APPROVAL**

Strengths	Challenges
<ul style="list-style-type: none"><li>● Significant growth in ELA proficiency over charter term.</li><li>● Significant growth in Math proficiency and DFS between 2020-21 and 2022-23.</li><li>● Above average CORE growth in both Math and ELA.</li><li>● High CCI rates, with Green status on Dashboard.</li><li>● Unique school model that leverages extensive community partnerships.</li><li>● Stable enrollment, strong finances and governance, and well supported by a highly effective CMO.</li></ul>	<ul style="list-style-type: none"><li>● Decline in Math proficiency and DFS in 2022-23 after several years of improvement.</li><li>● Decline in A-G graduation rates, although still relatively high.</li><li>● Decline in percentage of ELs making progress, with Red ELPI status last two years.</li></ul>