



ASPIRE
PUBLIC
SCHOOLS
BAY AREA



Aspire College Academy: Charter Renewal Term 2026-2031

ASPIRE BAY AREA

Aspire Public Schools (Aspire) was founded in 1998 and opened its first Bay Area school, **Monarch Academy**, in 2000.

Aspire College Academy (ACA), opened in 2011.



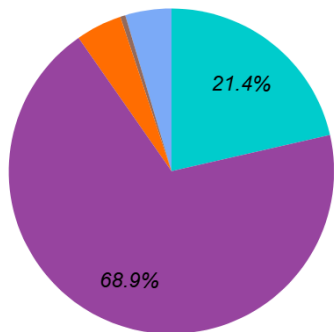
ASPIRE COLLEGE ACADEMY'S VISION

Aspire's Vision: Scholars are prepared and empowered to build a fulfilling and liberated future for themselves and their communities.



OUR STUDENTS AND SCHOOL

- Location: East Oakland on Atherton Ave
- Small, safe, and tight-knit school community
- 93% Socio-Economically Disadvantaged
- 46% English Learners
- 18% Students w/ Disabilities



● Black or African American ● Latinx ● Multi
● Native Hawaiian or Pacific Islander ● Not Disclosed

**As of 8/25/25*



CORE SCHOOL DESIGN ELEMENTS

We approach every facet of education through an equity lens and prioritize our efforts through three main focus areas.



INCLUSION MODEL FOR ALL LEARNERS

We ensure all scholars are meaningfully engaged in an inclusive model. Students with IEPs (special education) are integrated authentically in mainstream classrooms



SOCIAL EMOTIONAL WELLNESS AND STRONG RELATIONSHIPS

We cultivate communities that foster inclusive and joyful learning environments. All students have at least 1 adult on campus who is an advocate and support (advisory model supports this school design element)



HIGH ACADEMIC EXPECTATIONS

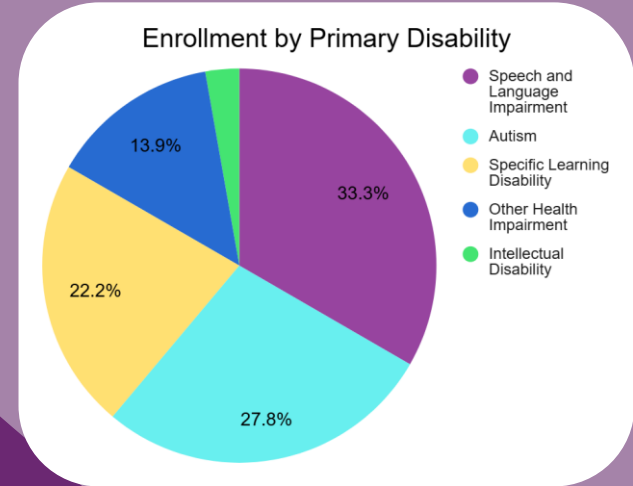
We commit to academic excellence, ensuring that every student engages in rigorous, standards-based instruction that prepares them for future success. Through high expectations, data-driven practices, and a culture of continuous learning, we empower students to achieve at their fullest potential.

SPECIAL EDUCATION SERVES 18% OF OUR STUDENTS

- 18% of Scholars have an IEP
- One-third of our students receive more than 450 service minutes weekly

Inclusion Model:

- Accept and support all students
- Emphasis on sense of belonging
- Tailored Education Plan
- Gen Ed and Ed Specialist collaboration to design lessons that meet the needs of diverse learners
- Emphasize push in services over pull out services.



ACA FAMILIES ARE SATISFIED

Oakland families that choose ACA believe the school is an ideal fit for their children. Our families are surveyed twice a year on a variety of topics such as school safety, school fit, sense of belonging, etc., and the results are benchmarked **nationally** via Panorama Education.

	National Comparison
ACA	80th Percentile

**Winter 2025 Survey*



WE DEVELOP AND RETAIN 90% OF TEACHERS

ACA is proud of its high teacher retention rate with consistent retention of over 90% for the last four years.

- Professional development
- Intentional building of staff culture
- Opportunities to grow through tiered coaching for educators



ACADEMIC INDICATOR: ENGLISH LANGUAGE ARTS (ELA)

English Language Arts

All Students

State



Yellow

68.8 points below standard

Increased 31.5 Points ⬆

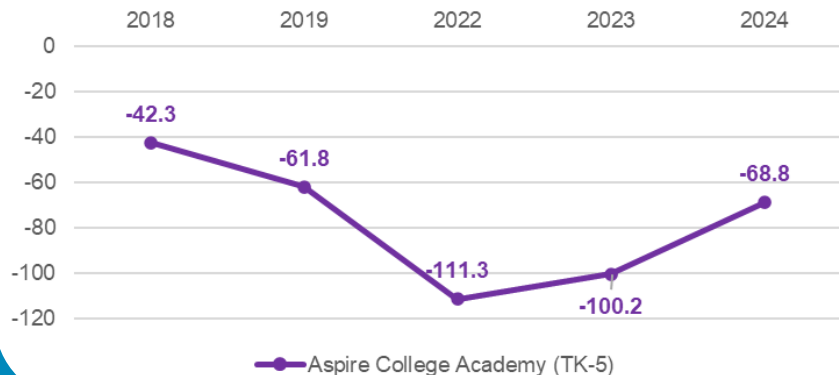
AMAZING ELA GROWTH

Tremendous 2-year growth



+42.6 DFS

ELA CAASPP Overall DFS Over Time





ACADEMIC INDICATOR: MATHEMATICS

Mathematics

All Students

State



Yellow

58.9 points below standard

Increased 28.5 Points ⬆

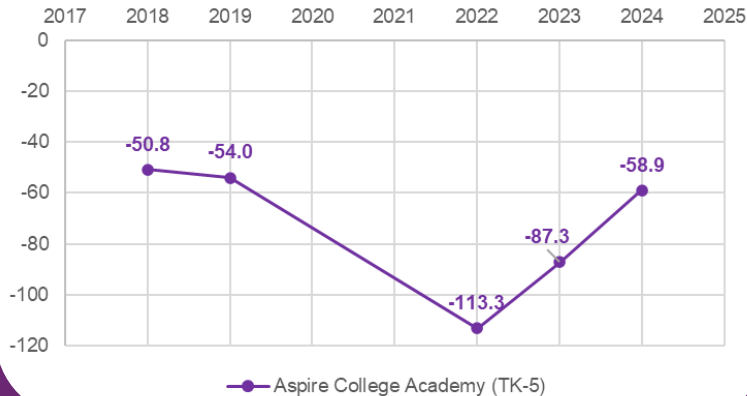
AMAZING MATH GROWTH

Tremendous 2-year growth



+54.5 DFS

Math CAASPP Overall DFS Over Time

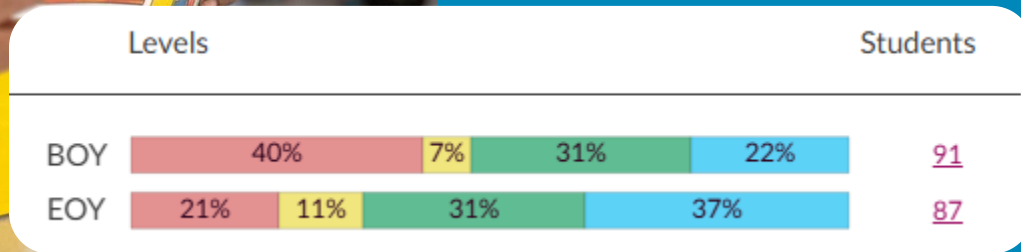




Early Literacy Investments

ACA's TK-2 Team proves that strong universal instruction moves the needle on reading.

- Overall growth from 53% of scholars at or above benchmark to 68%.
- 21 of 23 Kinders left the school year at or above grade level. (+35% from start of year)



*24/25 mClass Early Literacy

ACA HAS HIGHEST EL PROGRESS GROWTH IN OAKLAND!

LEARN MORE

English Learner Progress

All Students

State



Green

52% making progress

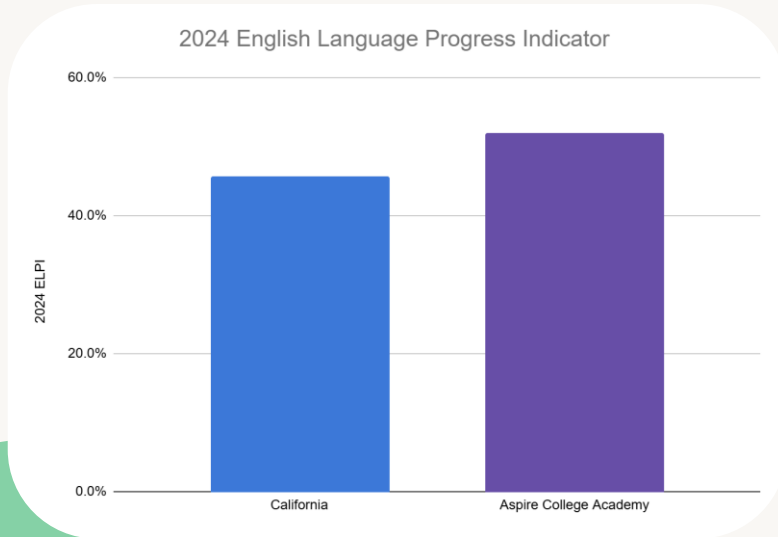
Increased 22.5% 



ACA OUTPERFORMS CALIFORNIA

ACA ELPI performance in comparison to:

- State of California



AFTER SCHOOL PROGRAM

- ELPAC Prep
- Chess Club
- Ukulele Club
- Culinary Arts
- S.T.E.A.M. Club
- Visual Fine Arts Club
- Cheerleading and Basketball
- UC Berkeley Young Engineers
- Intensive Small Group Reading Instruction
- Student Groups including La Raza Latinas Unidas, Black Student Union, & Student Council



55%

After School
Program
Participation

CHRONIC ABSENTEEISM RATE DASHBOARD INDICATOR

To decline is positive progress

Chronic Absenteeism

All Students

State



Yellow

44.6% chronically absent

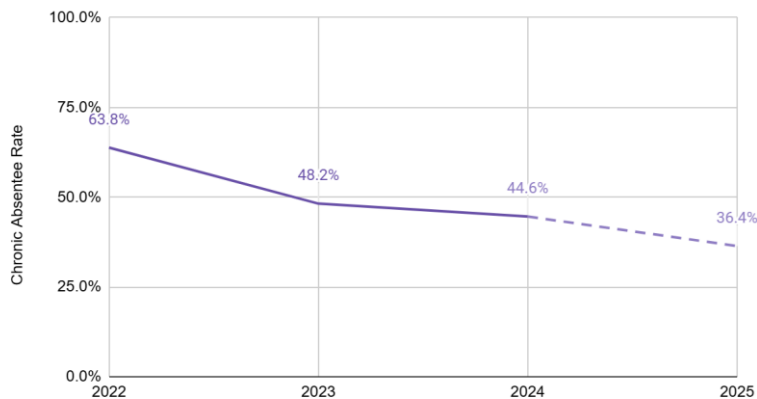
Declined 3.6% ⬇️

**2024 CA Dashboard*

CHRONIC ABSENTEEISM

As a result of our efforts to combat pervasive absenteeism, ACA's Chronic Absenteeism has dropped by 27.4 percentage points since 2022.

ACA Chronic Absentee Rate



*2022-2024 CA Dashboard

*2025 internal data

Thank you!

