

# Early Childhood Education (ECE): Facilities Planning Framework

Facilities Planning & Management

August 21, 2025



**OAKLAND UNIFIED  
SCHOOL DISTRICT**

*Community Schools, Thriving Students*



## Our Vision

All OUSD students will find joy in their academic experience while graduating with the skills to ensure they are caring, competent, fully-informed, critical thinkers who are prepared for college, career, and community success.

## Our Mission


Oakland Unified School District (OUSD) will build a Full Service Community District focused on high academic achievement while serving the whole child, eliminating inequity, and providing each child with excellent teachers, every day.



# Facilities Mission Statement

We support whole student growth and success by planning, constructing, and maintaining facilities that are flexible, resilient, healthy, safe, and joyful.

These spaces maximize inclusion, collaboration, empower innovation, and inspire creativity, preparing our students to be college-, career-, and community-ready.





# Agenda

- 1. Overview
- 1. Enrollment Patterns
- 1. Planning for the Future
- 1. Facilities Upgrades



# 01 Overview



# Early Learning Philosophy

**OUSD's early childhood education programs are committed to providing a nurturing and secure educational setting for young children and their families. In a safe, age-appropriate engaging environment, children learn and explore as they experience the world.**

**Our play-based programs encourage the development of each child's unique potential. The process enhances physical, emotional, social, creative and intellectual growth.**

**Staff, children and families learn to value diversity and to foster self-confidence, love of learning and respect for themselves and others.**



# What programs comprise early learning?

## **CSPP - California State Preschool Program**

(serves low income children ages 3-5) - *237 days of operation - year round!*

- 24-25 - 46 classes at 16 CDCs
- 24-25 - 11 classes on Elementary School Campuses
- 1149/1180 seats filled - 97% enrollment
- 25-26 - expanding capacity to 1344 - new & adding seats

## **ECSE - Early Childhood Special Education**

- 35 Self Contained Programs at Burbank, 8 CDCs, 7 elementary schools
- Robust Inclusion Program throughout CSPP programs

## **TK - Transitional Kindergarten**

- Currently 52 classes with 1126 students
- For 25-26 - 59 classes & 1328 students - full implementation of UTK



## 02 Enrollment Patterns





## Enrollment Patterns (SY 24–25): What We Have Seen

- Significant unmet Transitional Kindergarten (TK) demand in **Districts 1 & 4**; unfilled TK seats in **Districts 6 & 7**
- Kinder & 6th grades meeting/exceeding projections but fewer students were projected relative to the year before
- Significantly **under-enrolled high school Newcomers** (150+ students)
- Under-enrollment of Newcomers likely occurring in TK-5, but less evident because of the way we (don't) disaggregate data for enrollment purposes in elementary
- Continued refinement of enrollment system to include SCP students returns **hundreds** of staff hours to the Special Education department

# How is TK Expansion Doing (SY 2024-25)



Region	Statewide	Sacramento County	Twin Rivers	San Juan Unified	Elk Grove	Alameda County	Oakland	Oakland Charters
Enrollment Trend	Declining	Growing	Declining	Declining	Growing	Declining	Declining	Declining
2022-23 %TK of K Enrollment^	23.6%	17.9%	22.1%	17.5%	17.2%	18.8%	27.1%	5.25%
2023-24 %TK of K Enrollment	40.9%	31.5%	32.6%	27.7%	35.3%	38.3%	38.5%	33.0%

\* Article: <https://www.msn.com/en-us/news/us/sacramento-schools-have-low-transitional-kindergarten-enrollment-data-shows-why/ar-BB1omZJ6?ocid=BingNewsSerp>

^California Department of Education Data Reporting Office>>Dataquest>>Transitional Kindergarten Report: <https://www.cde.ca.gov/ds/ad/tktop.asp>




# TK Expansion: Progress & Capacity Constraint

Our successful TK expansion has helped slow the pace of declining enrollment district-wide, but **we have reached space capacity and most identify new TK spaces, or TK enrollment will flat-line or even decline.**

+501

24-25 TK Projection	1,171
23-24 TK Enrollment	1,025
22-23 TK Enrollment	757
21-22 TK Enrollment	584
20-21 TK Enrollment	524



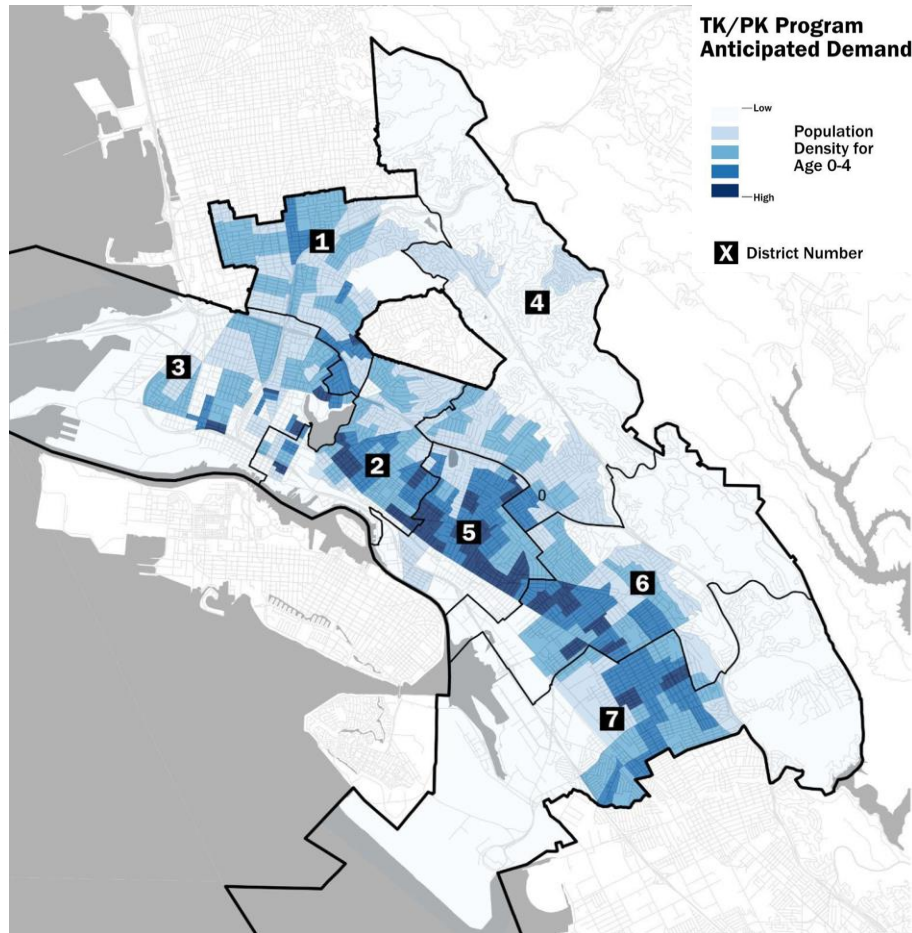
25-26 <b>possible</b> TK Projection: Full Implementation If space constraints did not exist ● <b>Need 8-16 additional classrooms</b>	<b>1,350 - 1,500</b>
25-26 <b>actual</b> TK Projection: Full Implementation Considering current space limitations, birth rates, and demand patterns	<b>1,295</b>

## 04 Planning for the Future





# Proposed Strategy By District



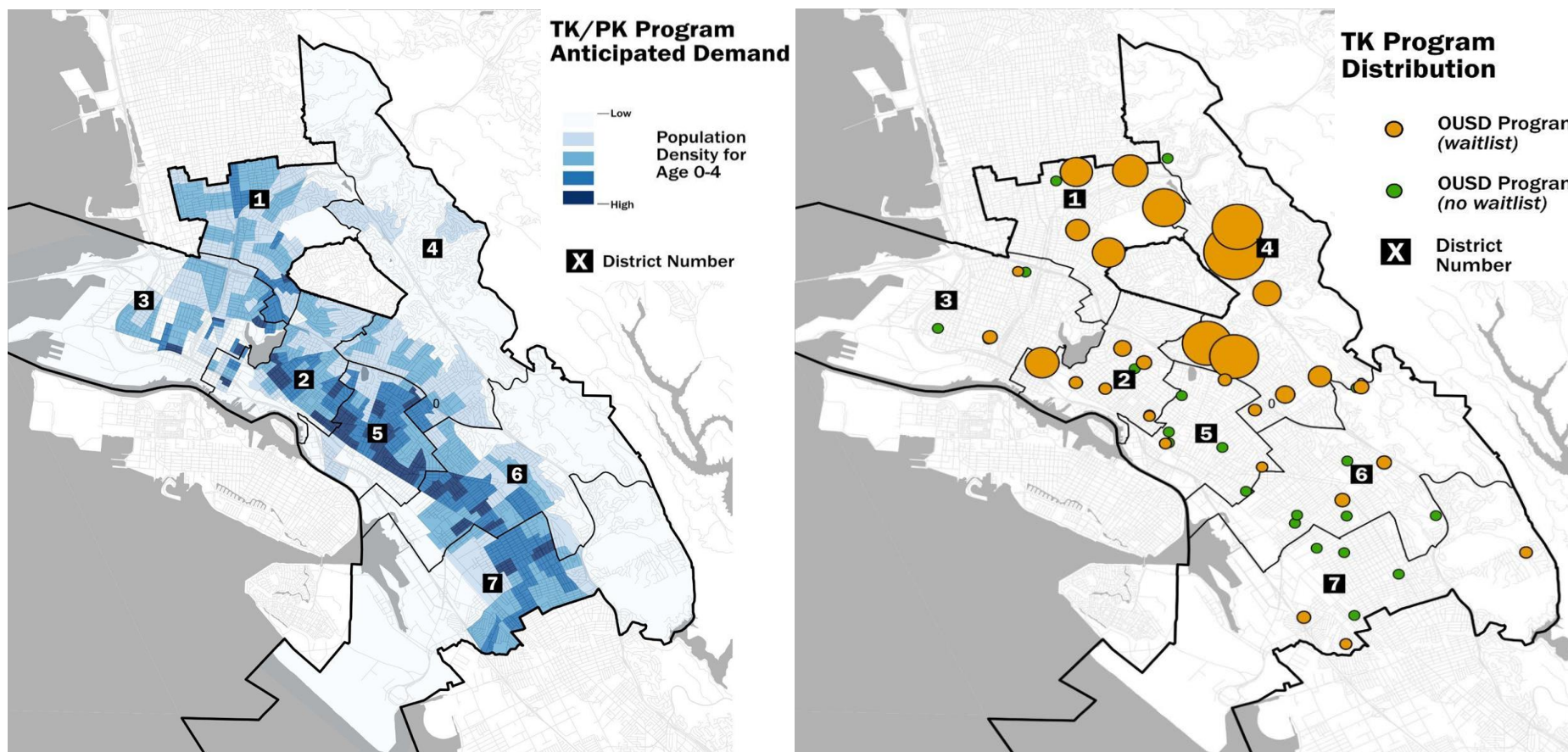
Note:

1. US Census Data, 2020 Decennial Census
2. SY24-25 TK Waitlist

District	Waitlist SY 2024-25	Facilities Strategy
District 1	204	Limited capacity in high demand neighborhood. Add capacity through construction linked to existing schools.
District 2	96	Add capacity in existing building. Where infrastructure is aging build new early childhood centers
District 3	1	Expand PK/TK at underutilized properties.
District 4	577	Add additional capacity with new construction adjacent to schools to build PK-5 grade span or consider hubs with grade span configuration changes.
District 5	4	Add PK/TK to existing facilities through new construction or development of hubs
District 6	67	Replace old infrastructure in high demand neighborhoods or modernize existing underutilized capacity.
District 7	25	Modernize existing underutilized capacity.

# Planning for the Future: *Early Childhood Education (ECE)*

The District needs additional capacity for Transitional Kindergarten (TK) for future OUSD Families



Note:

1. US Census Data, 2020 Decennial Census
2. SY24-25 TK Waitlist

## Why is this important?

Families who are able to enroll their children in OUSD for Early Childhood Education are more likely to stay with the District boosting enrollment.

**PERKINS —  
EASTMAN**





# Facilities Condition: Age of ECE Buildings (FMP 2020)

Table below reflects assessments completed in 2017-18 and presented in the 2020 Facilities Master Plan. Conditions of facilities have changed and will be updated as part of the 2025 Facilities Master Plan.

Site Name/Programs	2020 Facilities Condition Index	Quartile
Acorn Woodland Preschool	0.11	1
Arroyo Viejo CDC	0.49	3
Bella Vista CDC	0.49	3
Burbank Preschool	0.28	1
Centro Infantil CDC	0.49	3
Emerson CDC	0.26	1
Harriet Tubman CDC	0.49	3
Highland CDC		
Hintil Kuu CA CDC	0.51	4
International CDC	0.29	2
Jefferson CDC	0.49	3
Kaiser Early Childhood Center	0.46	3
Laurel CDC	New Project	New Project

Site Name/Programs	2020 Facilities Condition Index	Quartile
Lockwood CDC	0.59	4
Manzanita CDC	0.49	3
Stonehurst CDC	0.49	3
United Nation CDC	0.28	1
Yuk Yau CDC	0.49	3
<b>Elementary Site- Based Programs</b>		
Allendale Preschool	0.31	2
Bridges Academy Preschool	0.27	1
Brookfield Preschool	0.26	1
Fruitvale Preschool	0.67	4
Garfield Preschool	0.82	4
OAK Preschool	0.37	2
Lockwood STEAM Preschool	0.59	4

Site Name/Programs	2020 Facilities Condition Index	Quartile
Martin Luther King Jr Preschool	0.46	3
Prescott Preschool	0.23	1
REACH Preschool	0.22	1
Sankofa Preschool	0.39	2
Montclair Elementary	0.28	1
Burckhalter Elementary	0.59	4
Horace Mann Elementary	0.59	4
Markham Elementary	0.46	3
Highland Community	0.33	2

**An FCI close to 0 means a building has less needs and close to or above 1 means that a site has a lot of needs.**

**Elementary Site- Based Programs reflects assessment of the entire site.**

Notes:

- 1) Based on OUSD 2020 Facilities Master Plan, June 2020.
- 2) 2020 Facilities Condition Index (FCI): A ratio of the total of building system deficiencies, priority seismic deficiencies, accessibility deficiencies, projected 5-year life cycle costs divided by replacement value.

# Long-Term Planning Strategies

- **Reprogram within existing sites** - convert underused spaces to TK/ECE
- **Modular or addition** - at high-demand sites (D1/D4), including utility capacity checks
- **Partner/swing strategies** - co-located classrooms, spaces with City of Oakland, community sites
- **Data improvements** - Disaggregate TK–5 **Newcomers** to exactly size/locate seats





## 03 Facilities Upgrades





# Laurel CDC Major Bond Project

**Start:** June 2021

**Completion:** December 2024

**Scope:** Replace CDC with **new CDC**: 4 preschool classrooms (**capacity 108**)

**Project Highlights:**





# Facilities Improvements at ECE Sites

## ECE Summer 2024 Work

**Hintil:** Exterior paint

**Highland:** Exterior paint; mural

**Jefferson:** Exterior paint; mural

**Harriet Tubman:** Exterior paint; mural

**Stonehurst:** Exterior paint; mural

## ECE Summer 2025 Work

**Highland CDC (Preschool):** Roof replacement; door entry system

**Hintil Kuu Ka CDC:** Flooring, abatement, painting

**Jefferson CDC (Preschool):** Asphalt, roof, and play-matting replacement

**Laurel CDC:** Solar Phases 2 & 3



# THANK YOU

## Questions?

Additionally, for more information, please reach out:

OUSD Facilities Planning & Management

Preston Thomas, Chief of Systems & Services

Jessica Cannon, Executive Director of Early Learning

Kilian Betlach, Executive Director of Enrollment

Pranita Ranbhise, Executive Director of Planning



**OAKLAND UNIFIED  
SCHOOL DISTRICT**  
*Community Schools, Thriving Students*