

Board Office Use: Legislative File Info.	
File ID Number	25-1372
Introduction Date	05/22/25
Enactment Number	
Enactment Date	



**OAKLAND UNIFIED  
SCHOOL DISTRICT**  
Community Schools, Thriving Students

# Board Cover Memorandum

**To** Board of Education

**From** Kyla Johnson-Trammell, Superintendent  
Jenine Lindsey, General Counsel  
Kelly Krag-Arnold, Director - Office of Charter Schools  
Madison Thomas, Deputy Director - Office of Charter Schools  
Marwa Doost, Compliance Specialist - Office of Charter Schools

**Meeting Date** May 22, 2025

**Subject** Charter School Spotlight Presentation – Aspire Golden State Prep (6-12)

---

**Ask of the Board** Discussion

**Background** Currently, there are few opportunities for the OUSD Board and charter schools coming up for renewal to interact outside of Prop 39 decisions, material revisions, and renewals. In order to address this gap, the Office of Charter Schools will coordinate charter school presentations to take place at Charter Committee Meetings, per the Charter Committee Chair’s request. These presentations will provide an opportunity for Charter Committee members to develop a deeper understanding of the charter schools authorized by the District, as well as to discuss any successes and growth areas in advance of the 2025-26 renewal cycle.

This month’s School Spotlight will be presented by Deloris Brown, Principal, at Aspire Golden State Prep. For a snapshot of background information on this school, see the Appendix below.

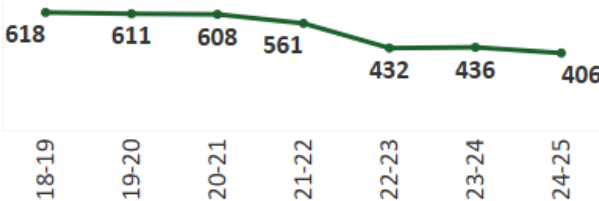
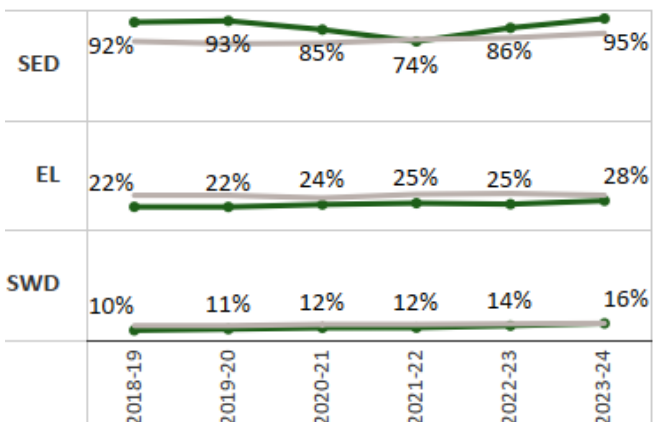
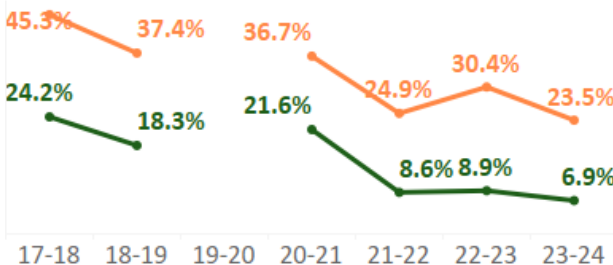
**Discussion** This serves as an opportunity for this charter school to check-in with the Board about successes and growth areas in preparation for the 2025-26 renewal timeline.

**Fiscal Impact** None

**Attachment(s)** • Presentation

## Appendix - School Background Information

All data publicly available from the California Department of Education unless otherwise noted.

Total Enrollment		Key Student Groups																																	
<div><p>* 2024-25 enrollment total is not certified by CDE</p><table><tr><td></td><td>23-24</td></tr><tr><td>African American</td><td>15.6% (68)</td></tr><tr><td>American Indian or Alaska Native</td><td>0.7% (3)</td></tr><tr><td>Asian</td><td>0.2% (1)</td></tr><tr><td>Hispanic or Latino</td><td>78.7% (343)</td></tr><tr><td>Not Reported</td><td>3.7% (16)</td></tr><tr><td>Pacific Islander</td><td>0.5% (2)</td></tr><tr><td>White</td><td>0.7% (3)</td></tr></table></div>			23-24	African American	15.6% (68)	American Indian or Alaska Native	0.7% (3)	Asian	0.2% (1)	Hispanic or Latino	78.7% (343)	Not Reported	3.7% (16)	Pacific Islander	0.5% (2)	White	0.7% (3)	<div></div>																	
	23-24																																		
African American	15.6% (68)																																		
American Indian or Alaska Native	0.7% (3)																																		
Asian	0.2% (1)																																		
Hispanic or Latino	78.7% (343)																																		
Not Reported	3.7% (16)																																		
Pacific Islander	0.5% (2)																																		
White	0.7% (3)																																		
SBAC Proficiency		California School Dashboard: 2024																																	
<div><p>■ ELA, Avg. Charter School ■ Math, Avg. Charter School</p></div>		<table><tr><th>Indicator</th><th>Status</th><th>Change</th><th>Color</th></tr><tr><td>ELA</td><td>-69.8</td><td>-11.0 pts</td><td>Orange</td></tr><tr><td>Mathematics</td><td>-144.6</td><td>-6.9 pts</td><td>Red</td></tr><tr><td>English Learner Progress</td><td>58.7%</td><td>21.8 pp</td><td>Blue</td></tr><tr><td>Chronic Absenteeism</td><td>30.5%</td><td>-9.6 pp</td><td>Yellow</td></tr><tr><td>Suspension Rate</td><td>9.7%</td><td>-2.3 pp</td><td>Yellow</td></tr><tr><td>Graduation Rate</td><td>98.5%</td><td>7.2 pp</td><td>Blue</td></tr><tr><td>College/Career Readiness</td><td>71.2%</td><td>24.8 pp</td><td>Blue</td></tr></table>		Indicator	Status	Change	Color	ELA	-69.8	-11.0 pts	Orange	Mathematics	-144.6	-6.9 pts	Red	English Learner Progress	58.7%	21.8 pp	Blue	Chronic Absenteeism	30.5%	-9.6 pp	Yellow	Suspension Rate	9.7%	-2.3 pp	Yellow	Graduation Rate	98.5%	7.2 pp	Blue	College/Career Readiness	71.2%	24.8 pp	Blue
Indicator	Status	Change	Color																																
ELA	-69.8	-11.0 pts	Orange																																
Mathematics	-144.6	-6.9 pts	Red																																
English Learner Progress	58.7%	21.8 pp	Blue																																
Chronic Absenteeism	30.5%	-9.6 pp	Yellow																																
Suspension Rate	9.7%	-2.3 pp	Yellow																																
Graduation Rate	98.5%	7.2 pp	Blue																																
College/Career Readiness	71.2%	24.8 pp	Blue																																
Teacher Credentials: 2022-23		Fiscal																																	
<table><tr><td>Clear (clear, preliminary, or local assignment option 80005(b))</td><td>51%</td></tr><tr><td>Intern (intern credential)</td><td>1.9%</td></tr><tr><td>Out-of-Field (authorized by GELAP, SELAP, short-term waiver, emergency EL permit, Local Assignment Option)</td><td>0%</td></tr><tr><td>Ineffective (no legal authorization or authorized emergency credential, variable term waivers, or substitute permits)</td><td>37.3%</td></tr><tr><td>Incomplete (missing or incorrect information about the assignment was reported to CALPADS by the LEA)</td><td>7.5%</td></tr><tr><td>N/A (insufficient information was reported to CALPADS by the LEA)</td><td>2.4%</td></tr></table>		Clear (clear, preliminary, or local assignment option 80005(b))	51%	Intern (intern credential)	1.9%	Out-of-Field (authorized by GELAP, SELAP, short-term waiver, emergency EL permit, Local Assignment Option)	0%	Ineffective (no legal authorization or authorized emergency credential, variable term waivers, or substitute permits)	37.3%	Incomplete (missing or incorrect information about the assignment was reported to CALPADS by the LEA)	7.5%	N/A (insufficient information was reported to CALPADS by the LEA)	2.4%	<table><tr><td></td><td>2023-24 (Audited)</td><td>2024-25 (Projections per 2nd interim)</td></tr><tr><td>Ending fund balance</td><td>\$6,303,325</td><td>\$4,979,258 (projected)</td></tr><tr><td>Deficit spending</td><td>(\$1,278,981)</td><td>(\$1,324,067) (projected)</td></tr><tr><td>Debt ratio</td><td>0.6</td><td>N/A</td></tr><tr><td>Percent budgetary reserve</td><td>51%</td><td>42% (projected)</td></tr><tr><td>Major audit finding</td><td>Yes</td><td>N/A</td></tr></table>			2023-24 (Audited)	2024-25 (Projections per 2nd interim)	Ending fund balance	\$6,303,325	\$4,979,258 (projected)	Deficit spending	(\$1,278,981)	(\$1,324,067) (projected)	Debt ratio	0.6	N/A	Percent budgetary reserve	51%	42% (projected)	Major audit finding	Yes	N/A		
Clear (clear, preliminary, or local assignment option 80005(b))	51%																																		
Intern (intern credential)	1.9%																																		
Out-of-Field (authorized by GELAP, SELAP, short-term waiver, emergency EL permit, Local Assignment Option)	0%																																		
Ineffective (no legal authorization or authorized emergency credential, variable term waivers, or substitute permits)	37.3%																																		
Incomplete (missing or incorrect information about the assignment was reported to CALPADS by the LEA)	7.5%																																		
N/A (insufficient information was reported to CALPADS by the LEA)	2.4%																																		
	2023-24 (Audited)	2024-25 (Projections per 2nd interim)																																	
Ending fund balance	\$6,303,325	\$4,979,258 (projected)																																	
Deficit spending	(\$1,278,981)	(\$1,324,067) (projected)																																	
Debt ratio	0.6	N/A																																	
Percent budgetary reserve	51%	42% (projected)																																	
Major audit finding	Yes	N/A																																	



# ASPIRE

PUBLIC  
SCHOOLS



**BIENESTAR**  
(WELL-BEING)



**CULTURE OF  
BELONGING**



**COMMUNITY  
PARTNERSHIP**



**AGENCY + SELF-  
DETERMINATION**



**JOY**



# aspire Golden State Prep Vision & Values

## GSP's Vision

Our students are **critically literate and empowered**. By embodying our GSP values of family, equity, growth mindset, respect/integrity, and in purpose/passion, they become **leaders**, ready to **leverage college and careers** to **enhance their lives** and those of their families and communities. #leaders

FAMILY	
	We feel safe and have each other's back, through thick and thin, with love, support, care, encouragement, and loyalty
EQUITY	
	We ensure each person and group has what they need to succeed so they can achieve greatness without being held back
GROWTH MINDSET	
	We believe that every person can succeed, and so we work hard, learn from our mistakes, and never give up
RESPECT/INTEGRITY	
	We treat others how we want to be treated and keep our word when we say we will do something
PURPOSE/PASSION	
	We love what we do and do what we love as we move toward our goals and dreams

Principal:  
Deloris Brown

Grades Served:  
6-12

Location:  
1009 66th Ave Oakland, CA



Linked Learning Entrepreneurial  
Skills

Collaboration ~ Communication ~ Problem  
Solving  
Innovation ~ Grit ~ Self-Management

# EVERY STUDENT **THRIVES!**

**Entrepreneurship**  
in Action at our EOY  
BUILD Business  
Plan Competition &  
Sales Bazaar !!!



**A-G 20%+IMPROVEMENT**



ASPIRE GOLDEN STATE PREP  
PANTHERS

**ASPIRE GOLDEN STATE  
COLLEGE PREP**  
LATINO A-G RATE  
INCREASE: 32%

Our A-G completion rate  
for Latinx students are  
among the highest in  
Oakland.





# Immersive Student Field Trip (Yosemite)



**Students collaborate with  
Entrepreneurs & Industry  
Professionals**



### Graduation Rate



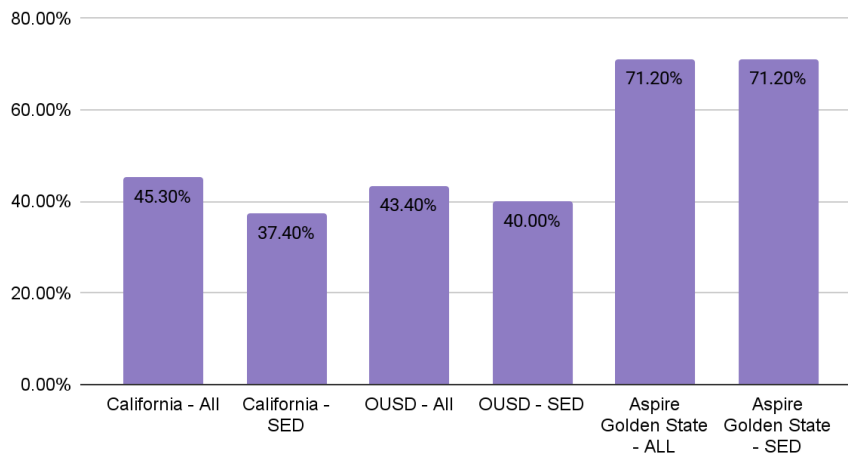
Blue

### College/Career



Blue

### Percentage of Students Graduating Career or College Ready



Aspire Golden State continues to improve College and Career Readiness for our scholars.

22 Scholars enrolled in AP English

29 Scholars enrolled in AP US History

73 Scholars concurrently enrolled with Local Community College Partners

### Mathematics



Red

### English Language Arts



Orange

## Promising mid year data:



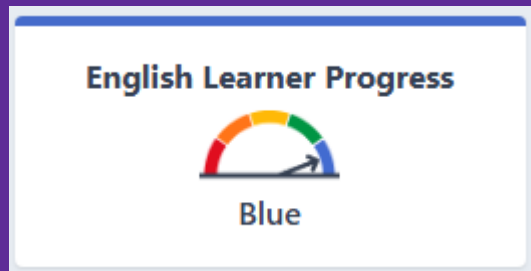
	Median Progress to Annual Typical Growth	% of Students Who Met One Full Year of Growth
Reading	94%	48%
Math	68%	40%

Aspire Golden State Teachers and Scholars are working hard to improve academic outcomes.

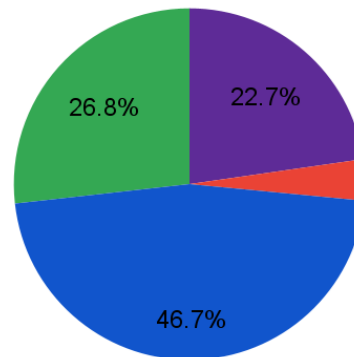
Middle School reading intervention block improving reading fluency and confidence.

Math focuses on Number & Operations and Geometry





## Multilingual Learners at GSP



- English Learner
- Newcomer
- Reclassified Fluent Eng Prof
- English Only

All English Learners at GSP participate in designated and integrated English Language Development instruction (ELD).

- Integrated English Language Development daily.
- Tier 1 MLL Strategies implemented across content area.
- Additional instructional strategies and resources for newcomer students.

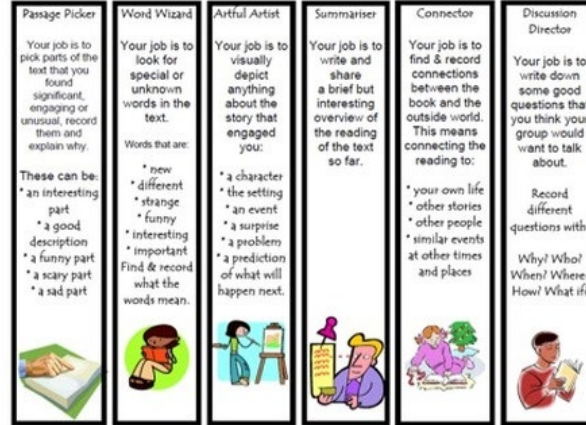

English  
Learners  
Support



# Areas of Celebration: Instructional Systems of Support



Supporting Middle School's Intervention class focused on Literature Circles & Academic Vocabulary



\* Grades of C or better required.



Our master schedule provides built-in time during the school day for high school students to recover credits and receive academic support.



Partnerships w/  
Sylvan Learning &  
Peralta Community  
Colleges for Dual  
Enrollment.

# Special Education

**18% of GSP students have an IEP  
(25% of those scholars receive  
more than 450 weekly service  
minutes)**

Enrollment by Primary Disability  
Bay Area-GSP

	# Students
Specific Learning Disability	44
Other Health Impairment	11
Autism	6
Intellectual Disability	6
Speech And Language Impairment	3
Emotional Disturbance	2
Traumatic Brain Injury	1

Our Special Pops Administrator is working hard to support our Ed Specialists and scholars with disabilities.

As a school, we leverage push in services to maximize the amount of time scholars spend in the general education setting. We support all scholars who join our family.

GSP has NO overdue IEP Annuals or Triennials as of May 7, 2025.








# Areas of Continued Improvement



## ACADEMIC DISCOURSE CONTENT



QSSSA Criteria for Success	
<b>Question</b> 	<ul style="list-style-type: none"><li>Poster includes one standards-aligned question</li><li>Question is a DOK 2 or 3</li></ul>
<b>Stem</b> 	<ul style="list-style-type: none"><li>Poster has at least 2 sentence stems</li><li>Stems are specific to the question</li></ul>
<b>Signal</b> 	<ul style="list-style-type: none"><li>Poster explicitly states how students will show they're done thinking</li></ul>
<b>Share</b> 	<ul style="list-style-type: none"><li>Poster explicitly states how students will partner and who will go first</li></ul>
<b>Assess</b> 	<ul style="list-style-type: none"><li>Poster includes an assessment method (equity sticks, quick write, etc)</li></ul>

✓ <b>Content Objective</b>
✓ <b>Relevance</b>
✓ <b>Target DOK level</b>
✓ <b>Language Function</b>
✓ <b>Key words to include in prompt (DOK + LF)</b>
✓ <b>Language Supports to include</b>
✓ <b>Amount to produce</b>
✓ <b>How to share</b>

### LEARN MORE Chronic Absenteeism

All Students State



Yellow

30.5% chronically absent

Declined 9.6% ↻

#### EQUITY REPORT

Number of Student Groups in Each Color



View More Details →

### LEARN MORE Suspension Rate

All Students State



Yellow

9.7% suspended at least one day

Declined 2.3% ↻

#### EQUITY REPORT

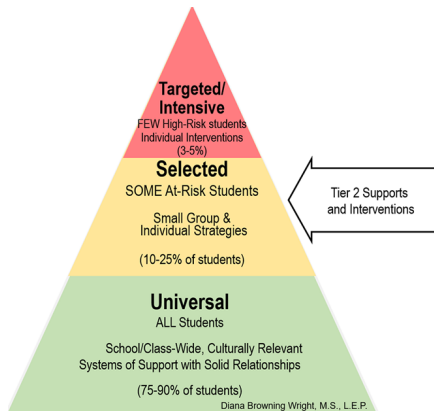
Number of Student Groups in Each Color



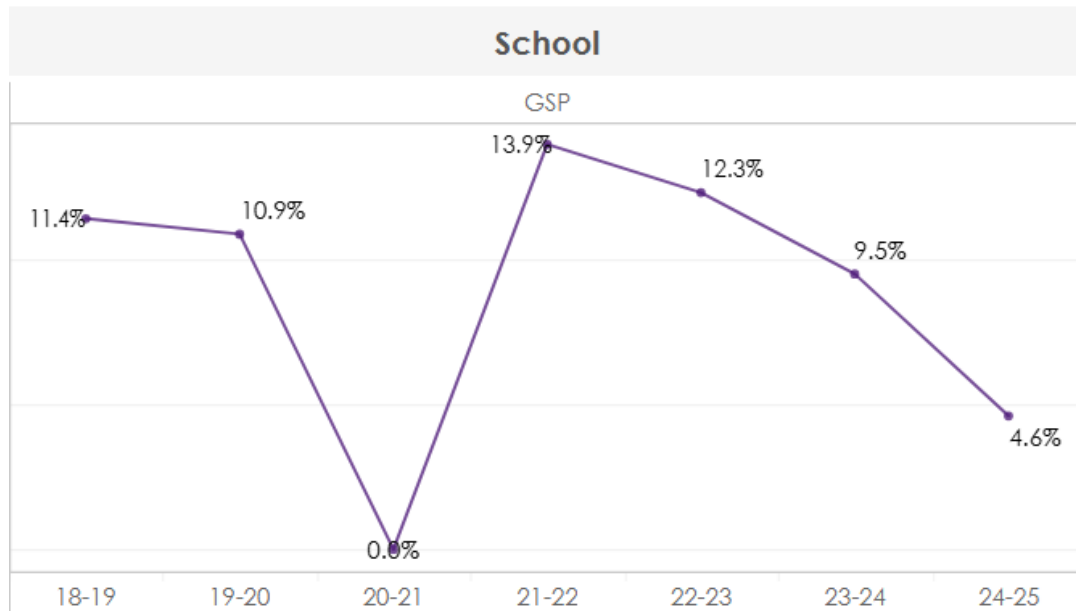
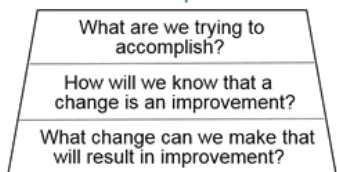
View More Details →



# Areas of Celebration: Reduction in Suspensions



## Model for Improvement



# GSP Great Attendance Playoff Launch!



# Show Up and Shine!

The Great Attendance Challenge: Grade Level Edition!  
April 2, 2025- May 30, 2025



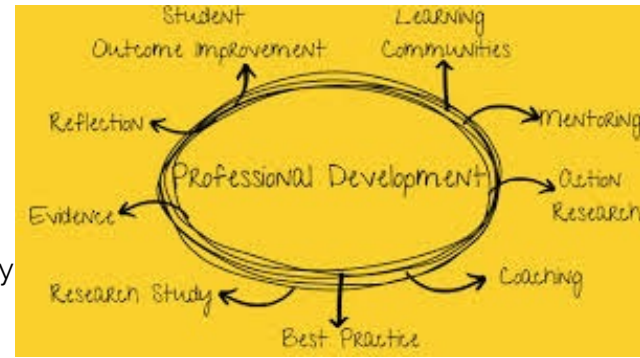
## Which Grade Level Will Improve the Most?

We're launching a grade-level competition to see which grade can show the most improvement in attendance! The winning grade will receive an exciting reward and bragging rights for the rest of the year!



# Teacher Development

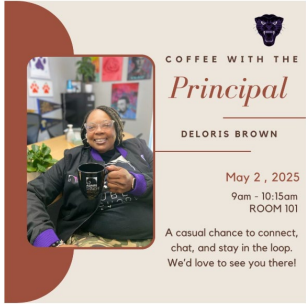
- **Alder Teacher Residency Program**
  - Each year, Aspire Golden State Prep hosts 1–2 Alder teacher residents.
- **Mentor Teacher Development**
  - Mentor teachers receive ongoing professional development, including monthly seminars and biweekly coaching sessions.
- **Lead Teacher Coaching Model**
  - Lead Teachers play a pivotal role by coaching fellow educators and collaborating with administrators while providing instructional support.
- **Focused Professional Development & Collaborative PLCs & Grade Level Meetings**
  - Consistent professional development centered on schoolwide priorities & collaborative scheduled planning time to share effective strategies & resources.
- **Commitment to Equity and Diversity**
  - Dedication to fostering a diverse and inclusive staff by recruiting and training educators who reflect the cultural and linguistic backgrounds of our community.



Teacher Credential Data Summary								
School Year	Total Teaching FTE	Fully Credentialed	Out of Compliance	Intern	Temporary Permit (PIP, STSP, WV)	Out of Field (GELAP, SELAP)	Incomplete	Unknown
24/25	25	22	0	1 Math	2 Art Physics	0	0	0




# Closing & Celebrations



GSP is a Community School supporting students on their pathway to greatness!!



**We're looking forward to you visiting  
our campus and experiencing the joy,  
growth, and community for  
yourselves!**



Contact our office manager at 510-567-9631 or  
[brenda.jauregui@aspirepublicschools.org](mailto:brenda.jauregui@aspirepublicschools.org)  
to schedule a school tour.

