

MEASURE N AND H – COLLEGE AND CAREER READINESS COMMISSION

1016 Union Street, #940
Oakland, CA 94607-

**OAKLAND UNIFIED
SCHOOL DISTRICT***Community Schools, Thriving Students*

David Kakishiba, Chairperson,
kakishiba@gmail.com

**Measure N - College & Career
Readiness - Commission**

Marc Tafolla, Vice Chair
marctafolla@gmail.com

Katy Nuñez-Adler, Secretary
katynunez.adler@gmail.com

James. Harris, Member
james@educateoakland.com

Gary Yee, Member
Yeega125@gmail.com

Board Office Use: Legislative File Info.	
File ID Number	25-0518
Introduction Date	04/24/2025
Enactment Number	
Enactment Date	

Memo

To Measures N and H – College and Career Readiness Commission

From Vanessa Sifuentes
High School Network Superintendent

Board Meeting Date

Subject Services For: High School Linked Learning

Action Requested and Recommendation

Adoption of the Measures N and H 2023-2024
Annual Report

Background (*Why do we need these services?
Why have you selected this vendor?*)

N/A

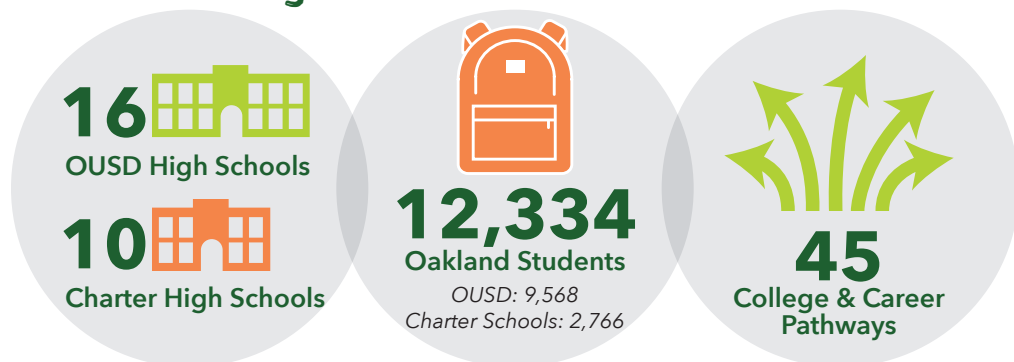
Competitively Bid : Was this contract competitively bid? No
If no, exception: N/A

Fiscal Impact Funding resource(s): Measure N and H

Attachments 25-0518 - 23-24 ANNUAL REPORT

The 2023-2024 School Year is the first time sites are funded by two resources: Measures N and H. The 2022 Oakland College & Career Readiness For All Act (Measure H) builds on Measure N to enhance high school education by integrating rigorous college preparatory academics with career-based learning, real-world work experiences, technical training, and student support services. It focuses on creating small, career-oriented learning communities and providing individualized support to help more students graduate ready for college, careers, and community success.

Measure N: By the Numbers



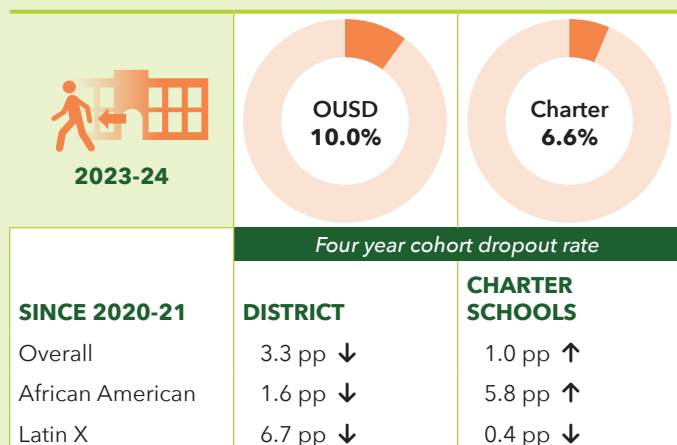
A Note About the COVID-19 Pandemic

The data shows a strong recovery post-COVID-19, with the class of 2024 being the last to experience distance learning. Graduation rates are at their highest since Measure N, with OUSD's class of 2024 reaching 79.5%, a 15.3 percentage point increase since the launch of Measure N. Charter schools report a 92.4% graduation rate, a 0.4 percentage point increase during the same time period. Dropout rates have also decreased for both OUSD (10%, down 3.9 percentage points) and charter schools (6.6%, down 0.5 percentage points).

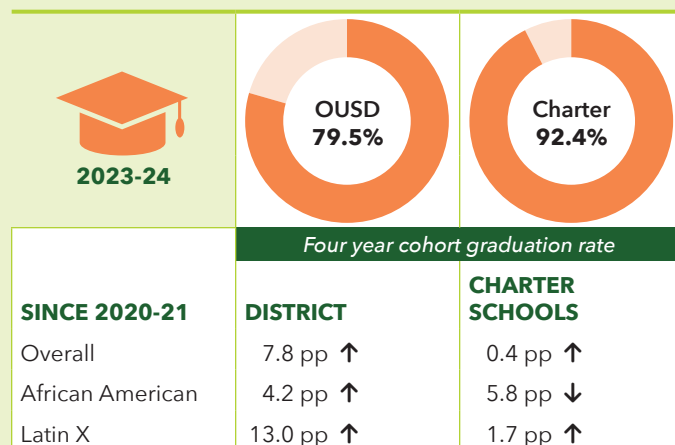
Since 2020-21, the rate of graduates completing A-G requirements in OUSD schools has increased by 4 percentage points from 57.3% to 61.3%. For Charters the A-G completion rate for graduates has increased by 5.9 percentage points from 78.8% to 84.7%.

Annual Progress on Measure N Goals pp=percentage point(s)

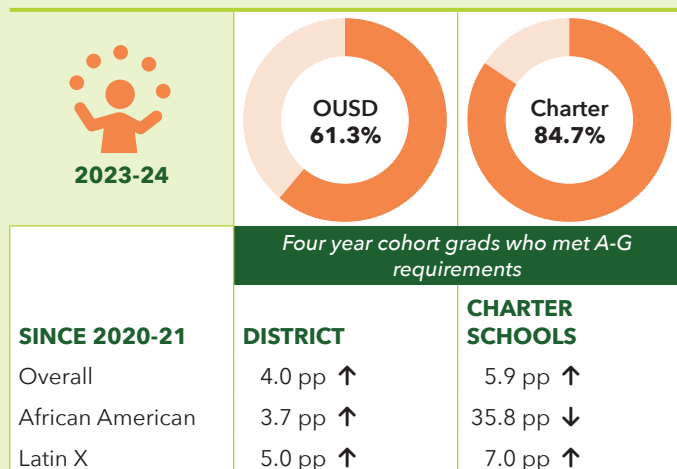
GOAL 1: Decrease High School Dropout Rate



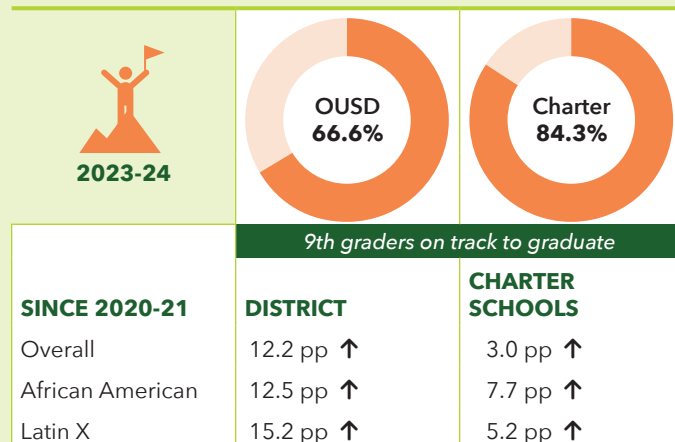
GOAL 2: Increase High School Graduation Rate



GOAL 3: Increase High School Students' Readiness to Succeed in College & Career



GOAL 4: Increase Middle School Students' Successful Transition to High School




Measures N and H fund the infrastructure to implement Linked Learning Pathways, including staffing (such as CTE teachers, school counselors, case managers, work-based learning liaisons, post-secondary transition specialists, and pathway coaches); professional development and teacher collaboration; early college credit; paid student internships; college and career exploration field trips; credit recovery classes; supplies and equipment for industry-specific projects; and consultant contracts for student supports, pathway-related enrichment, and industry certifications.

LINKED LEARNING PATHWAYS

Linked Learning Pathways are designed around industry-sector themes. Students’ chosen themes are woven into lessons taught by teachers who collaborate across subject areas with input from working professionals and reinforced by work-based learning with real employers. Students in these pathways benefit from integrated student support, early college credit, and a small learning community.

Percentage of 10th-12th Grade Students in Linked Learning Pathways



WORK-BASED LEARNING

Career awareness, career exploration, and career training comprise the continuum of work-based learning opportunities offered through Oakland’s Linked Learning pathways. A key component of career training includes project-based learning and internships. Intensive internship experiences are supported and monitored by school staff who know students well, build relevance into schooling, and provide students with skills, knowledge, relationships, and social skills to support them for the rest of their lives. Internships are generally stipended and are only counted if student receive a positive evaluation from the internship host.

internship opportunities for students	OUSD	CHARTER SCHOOLS
	1,237	352

CAREER TECHNICAL EDUCATION (CTE)

Career Technical Education (CTE) courses are organized around industry-sector themes, with the goal of exposing students to and preparing students for careers of choice in the Bay Area. CTE courses integrate with the core academic courses in the pathway program of study. The top five industry sectors represented in Oakland high school pathways are Health Science & Medical Technology; Arts, Media & Entertainment; Information Technology; Engineering & Design; and Business & Finance.

OUSD	CHARTER SCHOOLS
6,496 students participated in 140 CTE courses	1,895 students participated in 65 CTE courses
54 CTE-credentialed high school teachers across 16 District schools	43 CTE-credentialed high school teachers across 10 Charter schools

DUAL ENROLLMENT

In Dual Enrollment, students take community college courses with community college instructors at their high school or virtually. Students receive both high school and college credit, and courses are completely free to students. In passing Dual Enrollment courses, students receive a GPA boost on their OUSD transcript and often fulfill course requirements they can apply toward their post-secondary degree.

OUSD	CHARTER SCHOOLS
118 Dual Enrollment courses offered, with a total enrollment of 2,693	50 Dual Enrollment courses, with a total enrollment of 1,121
37.8% of 12th graders passed one or more Dual Enrollment courses with a C- or better over their high school career	71.7% of 12th graders passed one or more Dual Enrollment courses with a C- or better over their high school career
Students earned a total of 7,075 college credits, an estimated financial value of between \$325,450 - \$4,528,000*	Students earned a total of 3,174 college credits, an estimated financial value of between \$146,004 - \$2,031,360*

* Range reflects an estimated value of college credits only (not total cost of attendance) for students attending a California Community College (\$46 per credit) or University of CA (tuition and fees estimated at \$640 per unit; includes duplicate students taking more than one course)

POST SECONDARY TRANSITION SUPPORT

Measures N and H fund a variety of staff who support students’ post-secondary transition by providing counseling, support with applying for financial aid, and support with applying and enrolling in postsecondary pathways, from two- and four-year college to workforce training and apprenticeship programs. We aim for each student to leave high school with a post-secondary goal and plan.

2023-24: Students enrolling in college within one Semester of Graduation

	OUSD	CHARTER SCHOOLS (avg)
2-Yr Colleges	19.6%	14.5%
4-Yr Colleges	32.6%	38.7%

College enrollment data comes from the National Student Clearinghouse and was only available for 7 of the 10 charter schools. Enrollment rates were calculated only for schools with available data. Enrollment data for Chabot College was not available from the National Student Clearinghouse for the 2024-25 school year

Audited Financial Statements

	Measure N	Measure H
Revenue Collected	\$582,472.87	\$11,313,012.00
County Collection Fee	\$0.00	\$199,061.47
Total School Allocations	* \$5,101,933.59	** \$5,101,933.62
Administrative 10% Allocation	\$58,247.29	\$1,111,395.05
Contingency Fund Balance	\$1,288,854.45	\$5,297,962.15

* Total School Allocations represent \$524,225.58 (90% of Total Measure N Revenue available after the County Collection fee) + \$4,577,708.01 (Revenue used from Measure N Contingency Fund)

**Total School Allocations represent \$10,002,555.48 (90% of Total Measure N Revenue available after the County Collection fee) + \$5,297,962.15 (Revenue we did not need so we added to initiate the Measure H Contingency Fund)

Data Sources

Data for OUSD high schools pulled from data dashboards available at ousddata.org and data provided by District officials.

Data for Charter high schools pulled from the California Department of Education’s Data Quest available at dq.cde.ca.gov as well as as data provided by Charter officials.

For more information about Measure N, please refer to ousd.org.



OAKLAND UNIFIED SCHOOL DISTRICT
Community Schools, Thriving Students



College & Career for All Fund
Established by Measure