



**College &
Career for
All Fund**

Established by Measure N



**OAKLAND UNIFIED
SCHOOL DISTRICT**

Community Schools, Thriving Students

LPS Oakland R&D

2025-2026 Measure N and H Education Improvement Plan Presentation



Presented to Measures N and H Commission

April 17, 2025 10:45:00 - 11:15 AM

www.ousd.org



@OUSDnews

LPS Oakland R&D: Commitment to Equity & Student Success

Location: East Oakland

Grade Levels: 9–12

Enrollment: 171

Mission: Create inclusive, empowering, and college-preparatory learning experiences for students that equip them for success in college, career, and community leadership.

**3% Black or African
American
97% Hispanic or Latino**

**33%
English
Learners**

**70%
Free/Reduced
Lunch**

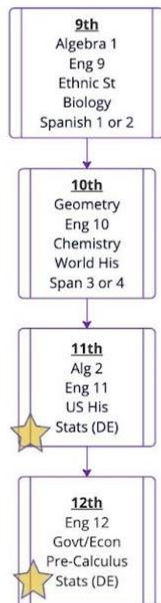
**13%
Individualized
Education Plans**

Key Point: LPS Oakland R&D demonstrates exceptional academic outcomes with high graduation rates, robust A-G course completion (see Appendix) that underscores college readiness, and postsecondary success competitive with both local and national peers.

Wall-to-Wall Linked Learning featuring a CTE Pathway in Design and Multimedia Arts (DMMA)

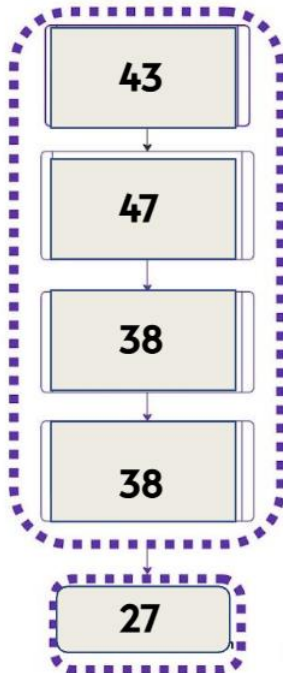


A-G Integrated Core



★ CoA course on LPS campus

Design & Multimedia CTE Pathway



Dual Enrollment Multimedia Electives for 11th and 12th grade include:

Semester 1

- Graphic Visualization
- Web Design
- Web Commerce

Semester 2

- Data Design
- VR and Digital Spaces
- Social Media Marketing

★ BCC courses on LPS campus



WBL



★ By Popular Demand in Fall
US 90: Content Marketing and Branding;
Merritt College course on LPS campus

Integrated Supports



★ By Popular Demand in Spring
BUS 80: Financial Literacy;
Merritt College course on LPS campus

We empower our focal group students, **MALES**, regardless of their background, to achieve success in college and careers through linked learning and our CTE Pathway. Our program offers hands-on learning, dual enrollment, and A-G interdisciplinary experiences, all within a supportive small high school environment.

LPS Oakland R&D Demonstrates Strong HS Graduation Rates

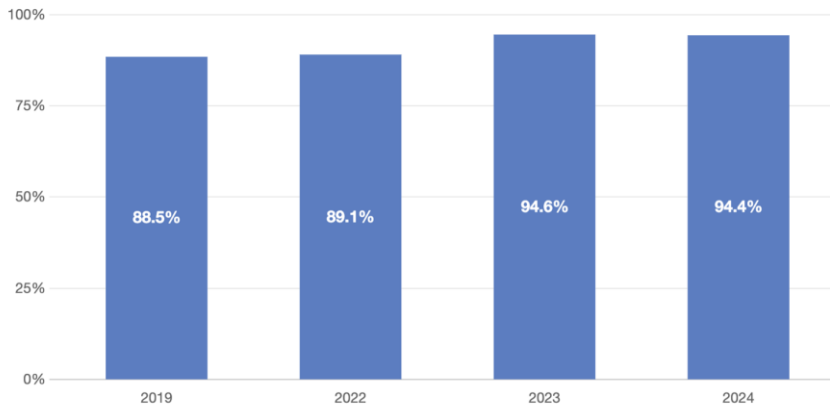
Graduation Rates 2023

	LPS Oakland	Oakland Unified	Alameda County	California
All Students	94.6%	75%	87.7%	86.4%
English Learners	79.3%	62%	69.6%	73.5%
Socioeconomically Disadvantaged	94.2%	74.1%	81.7%	83.7%
Students with Disabilities	93.3%	68.2%	74.1%	72.2%

Source: CA School Public Dashboard

Graduation Rate By Year

Percentage of students who received a high school diploma within four or five years of entering ninth grade



LPS Oakland R&D: Source CA Dashboard

Key Point: LPS Oakland R&D has consistently high graduation rates—both in comparison to local and state peers and across multiple years.

LPS Oakland R&D's Dual Enrollment Success

Grade Level	College Dual Enrollment 2023-2024
Grades 11 & 12	Over 75% of students successfully completed at least one college course.
Grade 12	Over 50% of students successfully completed two or three college courses.

Key Point: LPS Oakland R&D demonstrates strong student engagement and success in dual enrollment programs, with the majority of Grade 12 students earning college-level coursework credits. This achievement highlights the school's commitment to equipping students with advanced skills and opportunities for post-secondary success.



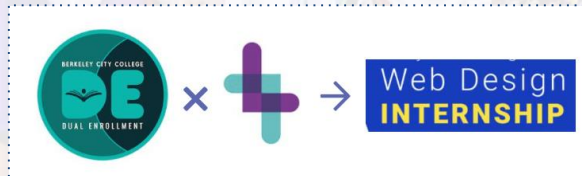
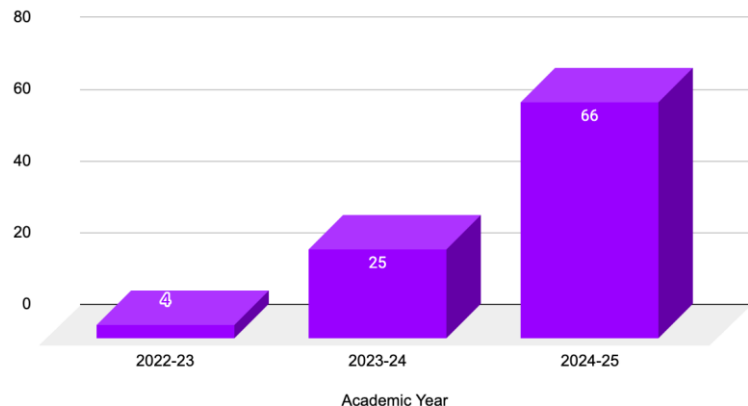
College/Career Indicator (CCI): LPS Oakland R&D Similar High Schools *(LPS Oakland R&D's Dual Enrollment Success)*

CA Dashboard	LPS Oakland R&D	Similar HS Avg.	Difference
CCI (2024)	69.0%	22.3%	46.7%
CCI (2023)	22.7%	20.9%	2.0%

Key Point: LPS Oakland R&D demonstrates remarkable progress in the College/Career Indicator (CCI), achieving a 69% score in 2024. This significant improvement of 46% over 2023 highlights the school's dedication to preparing students for post-secondary success.

LPSO Internships 2023- present

LPSO Internships: 2023 - present




Stipended Internships 24-25	Participants
BCC Web Design Internship	17 (10%)
WBL Student Enterprise	9 (5%)
REEL Oakland	22 (13%)
Genesys Works	1 (0.5%)
Creatv Media Fest 25	5 (3%)
WBL Office Interns	12 (7%)



LPS Oakland R&D **Creatv Media Fest
2025**

Interdisciplinary Educational Partnerships

KQED



**GENESYS
WORKS.**

WHERE TOMORROW'S
WORKFORCE BEGINS



LPS DMMA: Reflections on 2024-2025 so far



Key Milestones & Achievements

- ✓ CTE Pathway Expansion
- ✓ Dual Enrollment & College Alignment
- ✓ Work-Based Learning Integration
- ✓ Career Launch Implementation
- ✓ Professional Learning & Innovation
- ✓ National Recognition & Growth



Date	Time	Session Code	Session Title	Location	Role
03/02/25	1:15 PM - 2:30 PM PST	2227	Scaling Social Capital Curriculum: Embedding Career Readiness within Advisory	B-8-Safe Credit Union Convention Center	Proposal Contact
03/03/25	2:45 PM - 4:00 PM PST	2178	Breaking Barriers, Building Futures: How One Urban High School Boosted College and Career Readiness by 42% in Just One Year!	Meeting Room 3/4-Safe Credit Union Convention Center	Co-presenters

\$20M College and Career Center (Completed August 2024)



BUILDING FUTURES: THE JOURNEY OF OUR COLLEGE AND CAREER CENTER

ing this space with Castlemont High School
lifies our vision of collaboration and unity. The CCC
go just a building: it is a community hub where
ents from both schools can come together to learn,



Estimated Construction Costs
Approximately \$18.5M

Funding Source
Proposition 51 Bonds

Project Timeline

Apr. – Dec 2021: Design

Dec. 2021 – May 2022: Permitting

May 2022 – Oct. 2022: Prop 51 Bond Application Approval with OPSC

Spring 2022: Bond Sales

Final Apportionment: July 2023

Summer 2023 – Summer 2024: Construction



Parent/Guardian Engagement 2024-2025



COMPUTER SKILLS *Workshop* FOR PARENTS

Date: Tuesday,
December 3rd @ 6pm
Where: Bldg P- Rm 202



Parents are key partners, but are often left out of the loop because it is time consuming to send messages to each family. With DeansList, text, emails and voice calls can be sent automatically with custom information for each student.



LPS DMMA: Reflections on 2024-2025 so far

Overcoming Barriers to Pathway Success

- ✗ Over Reliance on DE courses as foundation of CTE pathway
 - ⇒ Designed DMMA complete sequence with year long CTE courses
- ✗ Dual Enrollment Access & Support
 - ⇒ Embedded course facilitators and revised master schedule
- ✗ Work-Based Learning (WBL) and Career Prep Gaps
 - ⇒ Designed WBL Career Practicum and Whole School Career Launch
- ✗ PBL & Linked Learning Instructional Consistency
 - ⇒ PD bi-weekly on Linked Learning (LL) & PBL; ILT → GLT LL cohorts

LPS DMMA: Looking Ahead to 2025-26

Strategic Learning & Next Steps

✓ Scaling Career Readiness & DE and WBL Access

✦ **Cross-content integration** to connect career goals with pathway coursework

✓ Expanding Student Support for CTE & Dual Enrollment Success

✦ **Student voice & choice** in opportunities for customized industry projects

✓ Deepening PBL Integration Across Subjects

✦ **Expand accountability strategies** to insure interdisciplinary alignment

✓ Strengthening Teacher PD & Support for PBL Implementation

✦ **Pathway-aligned interdisciplinary projects** embedded in core instruction

Questions?



Appendix!

The Challenge – Identifying Barriers to College & Career Readiness

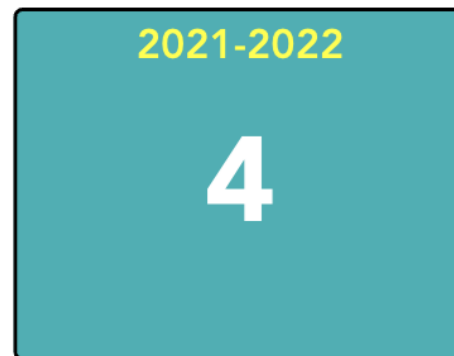


Previous Student Outcomes 2021-2022 (pre-CCI)

% of 12th grade students passing one or more Dual Enrollment course with a C- or better (At any time in grades 9-12)



Students participating in internships during school year



The Challenge – Identifying Barriers to College & Career Readiness

Previous Student Outcomes 2022-2023 (CCI introduced))

% of 12th grade students
passing one or more Dual
Enrollment course with a C-
or better (At any time in
grades 9-12)

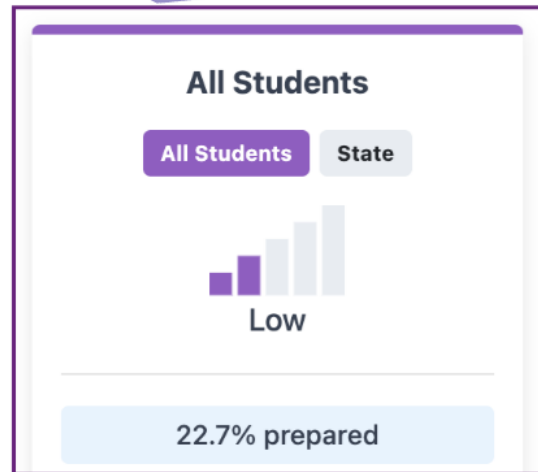
2022-2023

57%

Students participating
in internships during
school year

2022-2023

3



The Impact – 46% Growth in One Year: What the Data Shows

Student Outcomes 2023-2024 (CCI 'Dashboard')

% of 12th grade students
passing one or more Dual
Enrollment course with a C-
or better (At any time in
grades 9-12)

2023-2024

80%

Students participating
in internships during
school year and summer

2023-2024

25

College/Career

All Students

State



Green

Prepared 69%

Increased 46.3% ⓘ



BREAKING BARRIERS & BUILDING FUTURES!

How One Urban High School Boosted
College and Career Readiness by
46% in Just One Year!

www.ousd.org



**Rashima Sonson CTE,
MBA, SSGB**
CTE & WBL Dual Enrollment
Teacher Leadership Public
Schools, Oakland R&D




Maafi Cook
Linked Learning Lead
Facilitator Leadership Public
Schools, Oakland R&D



Martin Cooper
Biology, Design, and Digital
Arts Teacher Leadership
Public Schools, Oakland
R&D



**Christian Carrillo
Capetillo**
CEO Town Legacy: LPSO SBE
Class of 2026



THE REAL IMPACT

- Communication
- Team Building
- Problem Solving
- Critical Thinking



3rd Annual LPS Oakland R&D-Spring Break 2025

Historically Black Colleges & Universities Tour

2025: Colleges and Universities in Maryland, Virginia, and Washington, D.C

2025 Maryland, Virginia, Washington DC

- Howard University
- Bowie State University
- Morgan State University
- Hampton University
- Norfolk State University
- Virginia State University
- Coppin State University
- Virginia Union University
- U.S. Naval Academy

2024 Louisiana & Texas



2023 North Carolina



A&T Four



Each year, roughly 27 to 30 students from all three LPS schools participate, with 8 to 10 students from LPS Oakland R&D participating!

EVERY STUDENT THRIVES!



**OAKLAND UNIFIED
SCHOOL DISTRICT**
Community Schools, Thriving Students

1000 Broadway, Suite 680, Oakland, CA 94607

www.ousd.org



@OUSDnews

Contact us for additional information [optional contact area]
Phone: 510.555.5555 | Email: info@ousd.org