

THE CITY IS OUR CLASSROOM



Presenters:
Lillian Hsu + Javier Torres



LOCATION: East 12th Street & Derby Avenue in East Oakland

Latitude currently serves **387 students** in **Grades 9-12** (from [50 different middle schools](#))

MISSION: Latitude students grapple with **relevant real-world problems** through projects in and outside of school, **working with professionals in authentic settings** to connect what they are learning to their life goals. By extending school beyond the walls of a building, Latitude's learning experiences **demystify access** to the full range of Bay Area career opportunities and **expand students' sense of possibility for their future.**




REAL WORLD PROJECTS: Students build Tiny Houses in Physics, publish books and record podcasts in Humanities, code their own video games and program Arduino-based devices for the blind in Computer Science, and so much more



IMMERSIVE, MONTH-LONG INTERNSHIPS: Latitude places more students in Real-World Internships than any other high school in Northern California

HIGH A-G COMPLETION & COLLEGE ACCEPTANCE RATES

Our A-G completion rates for Black & Latinx students are among the highest in Oakland.



**80% A-G COMPLETION RATE
FOR BLACK STUDENTS**



AIMS College Prep
High School
A-G rate: 100%




Envision Academy for
Arts & Technology
A-G rate: 96%



Latitude 37.8
High School
A-G rate: 80%

Academic Performance Overview

SBAC Proficiency 2024: Similar Schools Comparison



English Language Arts

Mathematics

English Learner Progress

College/Career

Graduation Rate

All Students State



Orange

All Students State



Orange

All Students State



Red

All Students State



Green

All Students State



Green


Bright Spot: ELA Proficiency Growth on SBAC

SBAC Proficiency Comparison: 2023 vs 2024



2023:

ELA DOUBLE-DIGIT GAIN FOR BLACK STUDENTS



2024:

Growth on ELA SBAC Proficiency

Latinx students +16%



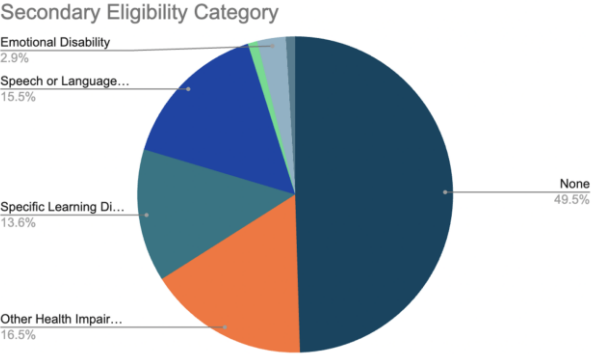
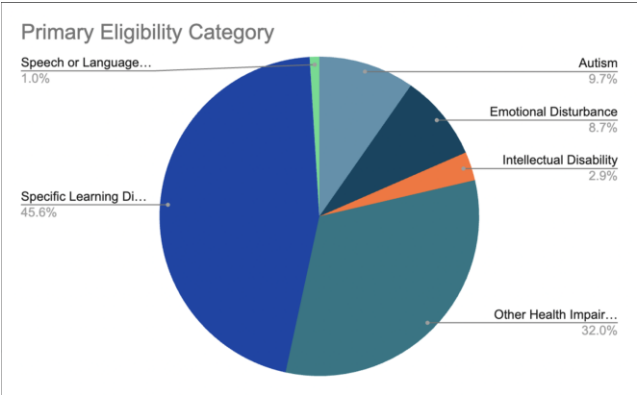
Free and Reduced Lunch +11%



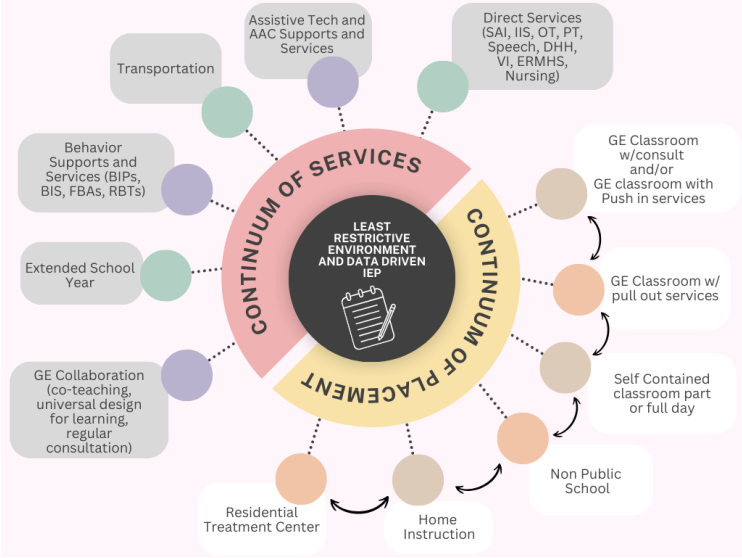
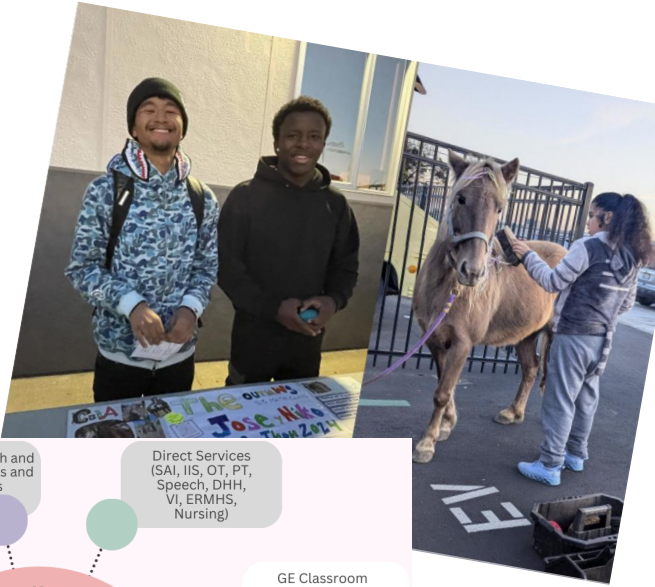
English Learners +6%



Special Education



22%
of Latitude
students
have an IEP



English Learner Approach

27%

of Latitude students
are
designated as (EL)

100%

of Latitude English
Learners receive
integrated support

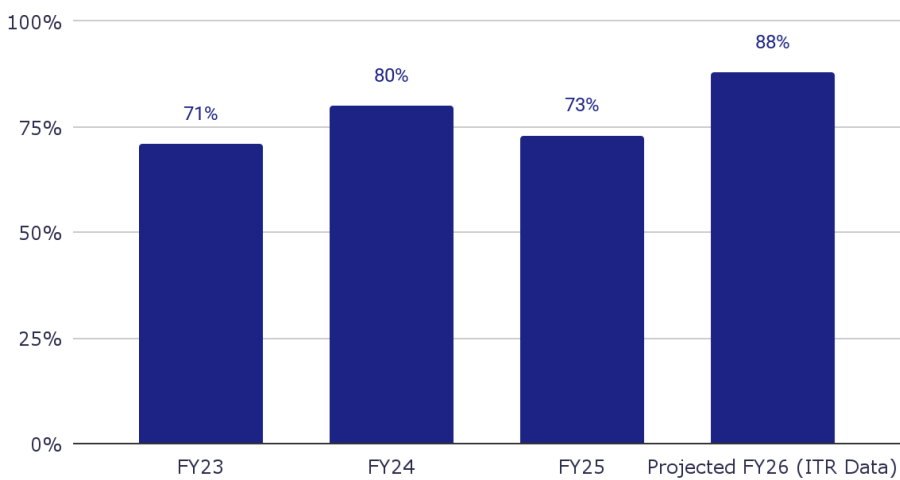
What does support look like?

1. Daily programming for each student
(Designated ELD Curriculum)
2. Belonging groups (Advisory)
3. Additional instruction for newcomer students



Teacher Retention & Credentialing

Teacher Retention



Teacher Credential Data Summary								
School Year	Total Teaching FTE	Fully Credentialed	Out of Compliance	Intern	Temporary Permit (PIP, STSP, WV)	Out of Field (GELAP, SELAP)	Incomplete	Unknown
23/24	28	18	0	0	6	4	0	0
24/25	27	19	0	1	2	5	0	0

Areas for Continued Improvement

Last year **23% of our English Language Learners made progress** towards English language proficiency.

This is why we are doubling down this year on **building capacity among all staff** for supporting our English Language Learners.

CONCRETE ACTION STEPS:

We hired a **full time Dean of Instruction for ELD**, who:

- Led the adoption of a **new Targeted ELD curriculum**
- Conducts weekly training & observation of our **Targeted ELD team**
- Leads **PD focused on Integrated ELD** for our entire staff



Closing Celebrations



HOWARD
UNIVERSITY

UC Berkeley

Last year, **81% of our seniors were accepted into a 4-year university** up from 73% in 2022 and 78% in 2023!

UCLA



Internship

Paulett Taggart Architects

UCSB

