

Superintendent Report

Superintendent, Dr. Kyla Johnson-Trammell
December 11, 2024



**OAKLAND UNIFIED
SCHOOL DISTRICT**

Community Schools, Thriving Students

Our Vision

All OUSD students will find joy in their academic experience while graduating with the skills to ensure they are caring, competent, fully-informed, critical thinkers who are prepared for college, career, and community success.

Our Mission

Oakland Unified School District (OUSD) will build a Full Service Community District focused on high academic achievement while serving the whole child, eliminating inequity, and providing each child with excellent teachers, every day.



Superintendent Report Overview



District Highlights

Strategic Plan Update: Supporting Empowered Graduates

Water Quality Update



District Highlights

Christmas with the Currys at Madison Park Academy

On Wednesday, December 4, Eat. Learn. Play. Foundation held its annual “Christmas with the Currys” event at Madison Park Academy primary school. This year’s theme was “Giving Joy.”

It was a big celebration with a free book fair, a holiday-themed petting zoo, lots of games, and a playground design session for students to help plan the new playground that Eat. Learn. Play. will soon be installing at the school.

To top it off, Ayesha and Stephen Curry made a surprise appearance, announced the plans for the new playground and gave students new Under Armour backpacks filled with school supplies.



Initiative: Joyful Schools

www.ousd.org/strategicplan

Edna Brewer Girls Volleyball Team Wins 2nd League Title in a Row

In November, the girls volleyball team at Edna Brewer Middle School won their second Oakland Athletic League Title in a row. This was the team's first-ever repeat championship, and it followed an undefeated season. Led by Brewer teacher and coach Peno Din, the girls went 12-0 through the playoffs.

No doubt some of the players will be joining their high school volleyball teams next year when they get to 9th grade.

Congratulations to the Panthers!



Initiative: Joyful Schools

www.ousd.org/strategicplan

Warriors Community Foundation Grant

Before a Golden State Warriors game on November 20, I was lucky enough to be in a group of Bay Area leaders accepting a huge donation of \$3.65 million from the Warriors. Warriors President Brandon Schneider is in the middle. The money that comes to the District will go to support our students.

Also that night, the Warriors invited some of our staff to enjoy the game, including in courtside seats. We had some teachers, a TSA, Community School Manager, Culture and Climate Ambassador, Front Office Admin, Occupational Therapist, and some Principals on hand to enjoy a fun game. Many thanks to the Warriors for supporting our students and staff!



Initiative: Diverse and Stable Staff

www.ousd.org/strategicplan



Strategic Plan Highlights (Initiative 2): Supporting Empowered Graduates

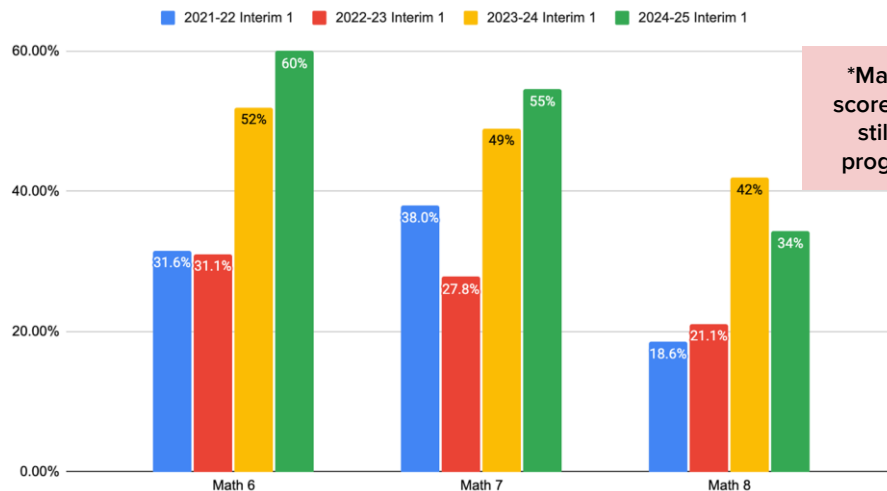
Middle School Math Update

GOAL: Middle School students will achieve a 10% increase in Math proficiency for student cohorts on each interim from 2023-24 to 2024-25.

The percentage of students meeting or exceeding standards on the Interim 1 Math Assessment has increased by 8 percentage points for Math 6, and 6 percentage points for Math 7. Teachers are still scoring Math 8 interim assessments and we anticipate that the final results will show growth as well.

Schools that have shown growth have a site-based math coach, dedicate consistent time for teachers to collaborate and analyze student work, and are supporting student-to-student talk through the use of Math Language Routines.

Math Interim 1 Performance: % meeting or exceeding standard



Middle School Math Update

Bright Spots:

We have increased the percentage of students meeting or exceeding standards. Students from schools with math coaches are outperforming our district average:

- **United for Success Academy Math 6: 63% of students are meeting or exceeding standards (+32.3%)**
- **Montera Middle School Math 7: 81% of students are meeting or exceeding standards (+17.8%)**
- **Bret Harte Math 8: 48% of students are meeting or exceeding standards (+48%)**

High School Network Update

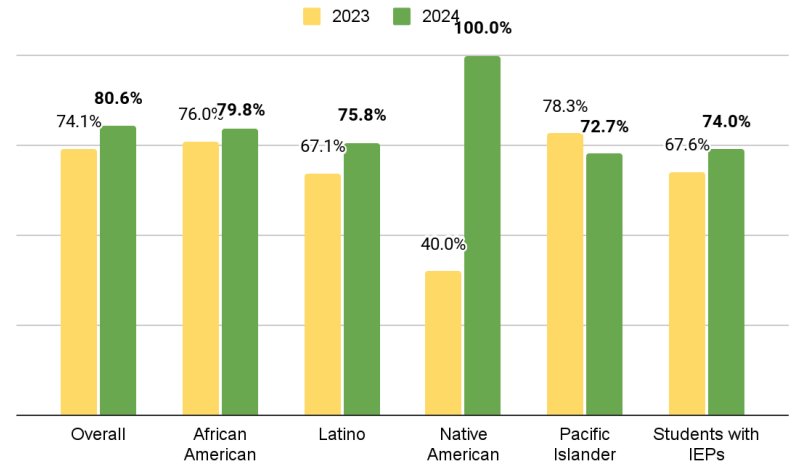
Deliverable #2.1: 80% of students overall, and in LCAP focal groups, will graduate within 4 years.

The District's four-year cohort graduation rate for the Class of 2024 increased by over 6%, reflecting a significant improvement across the student population.

Graduation rates among several LCAP focal groups—African American, Latino, and Native American students, as well as students with IEPs—also demonstrated notable gains, ranging from single-digit to double-digit increases. These outcomes underscore the effectiveness of targeted interventions and equity-focused initiatives.

Conversely, the graduation rate for Pacific Islander students declined by 5.6%, highlighting the need for renewed efforts to address disparities and ensure equitable outcomes for all student groups.

OUSD Four-Year Cohort Graduation Rate



High School Network Update

Deliverable #2.2: Improve A-G completion rate overall and for LCAP focal groups by 5% or higher from 2022-2023.

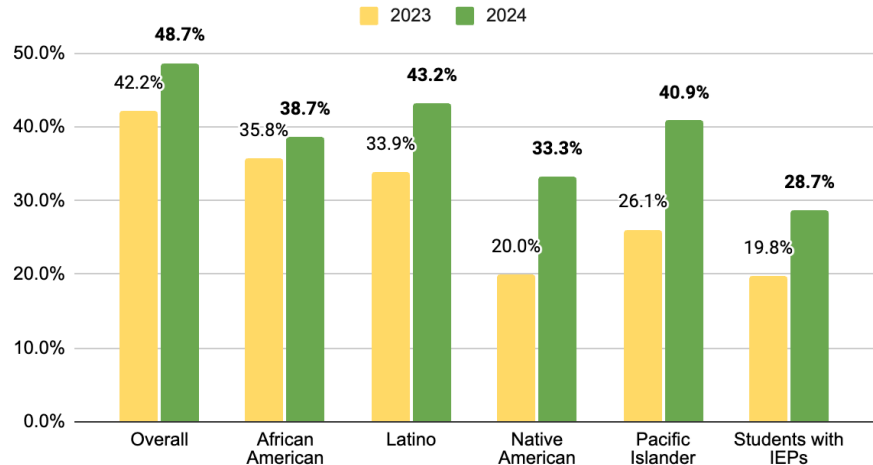
The District has made significant progress in A-G completion rates for 12th graders from 2023 to 2024, improving overall from 42.2% to 48.7%.

Latino, Native American, and Pacific Islander students saw the largest gains, with increases of 9.3, 13.3, and 14.8 percentage points, respectively.

Students with Individualized Education Programs (IEPs) improved from 19.8% to 28.7%.

Despite these gains, disparities persist, with IEP and Native American students having the lowest completion rates. The upward trend reflects positive steps toward greater educational equity.

OUSD A-G Completion Rates 2023 to 2024



High School Network Update

Semester 1 Targets

On-track to graduation rates will increase by 5% by grade level at the end of semester 1

70% of 12th-grade students have an identified post-secondary goal by the end of semester 1

40% of 12th-grade students have completed post-secondary plans by the end of semester 1

Semester 1 data will be available in January 2025

Progress Over Time: Overall

	Overall					
	2019	2020	2021	2022	2023	2024
A-G Completion (12th Grade)*	40%	41.7%	41.2%	44.6%	42.2%	48.7%
4-Year Cohort Graduation Rate**	72.2%	72%	71.7%	74.4%	74.1%	80.6%
On-Track to Graduation*	9th: 57.7% 10th: 40.7% 11th: 51.1%	9th: 67.3% 10th: 45.1% 11th: 53.5%	9th: 56.7% 10th: 41.8% 11th: 48.6%	9th: 67.1% 10th: 47% 11th: 50.6%	9th: 59.6% 10th: 46.2% 11th: 51.3%	9th: 66% 10th: 46% 11th: 55%

*Source: www.ousddata.org

**Source: <https://www.caschooldashboard.org>

Progress Over Time: African-American Students

	African American Students					
	2019	2020	2021	2022	2023	2024
A-G Completion (12th Grade)	30.3%	30%	34%	36.2%	35.8%	38.7%
4-Year Cohort Graduation Rate	75.1%	73%	75.8%	81.2%	76%	79.8%
On-Track to Graduation	9th: 43.2% 10th: 35.1% 11th: 40.3%	9th: 57.3% 10th: 34.6% 11th: 45.1%	9th: 46% 10th: 38.7% 11th: 36.2%	9th: 56% 10th: 40.1% 11th: 41.1%	9th: 51.3% 10th: 39.9% 11th: 40.6%	9th: 57.2% 10th: 40.8% 11th: 48.6%

Source: www.ousddata.org

Progress Over Time: Latino Students

	Latino Students					
	2019	2020	2021	2022	2023	2024
A-G Completion* (12th Grade)	32.9%	35.7%	32.5%	34.7%	33.9%	43.2%
4-Year Cohort Graduation Rate**	61.3%	64.6%	62.8%	63.1%	67.1%	75.8%
On-Track to Graduation***	9th: 49.5% 10th: 29.4% 11th: 45.8%	9th: 63.6% 10th: 33.4% 11th: 46.5%	9th: 49.3% 10th: 28.5% 11th: 38.3%	9th: 62.7% 10th: 39% 11th: 44.2%	9th: 55.9% 10th: 36.8% 11th: 45.2%	9th: 63.5% 10th: 35.5% 11th: 48%

Source: www.ousddata.org



Water Quality Update

School Water Quality Update

- OUSD recently completed a grant application to the Environmental Protection Agency (EPA) for the mitigation of lead in water sources. This competitive grant could award up to \$5 million.
- 56% of the Districts' school campuses are directly located in or immediately adjacent to a disadvantaged community census tract, as defined by the federal [Justice 40](#) criteria. Addressing the lead issue in the water at these sites is a critical environmental justice priority.
- We will continue testing outlets at remaining OUSD schools through the 2024-2025 school year.
- We are planning to install 88 more [FloWater machines](#) in schools during the remainder of the 2024-2025 school year.

Testing Data Analysis & Understanding

- OUSD has established dedicated communications and testing teams to educate and engage the community in understanding the presence of lead in water and the steps being taken to address the issue across the city.
- The District has taken steps in the fall of this year to ensure that our testing teams follow a regular, predictable, EPA-guided testing schedule, while also providing systematic reporting of results, and sharing clear, regular reports at every public Board meeting.
- The District has also developed a publicly visible dashboard of water purification station locations and quantities, and shared historical testing results.
- Detailed information, testing results, and other resources can be found on the [OUSD Water Quality website](#). If you have any questions, you can contact us at waterquality@ousd.org.



Community Schools, Thriving Students



**OAKLAND UNIFIED
SCHOOL DISTRICT**
Community Schools, Thriving Students

www.ousd.org     [@OUSDnews](https://twitter.com/OUSDnews)

1011 Union Street, Oakland, CA 94607