

OAKLAND UNITY HIGH SCHOOL

CHARTER RENEWAL PUBLIC HEARING

Wednesday, October 10, 2024

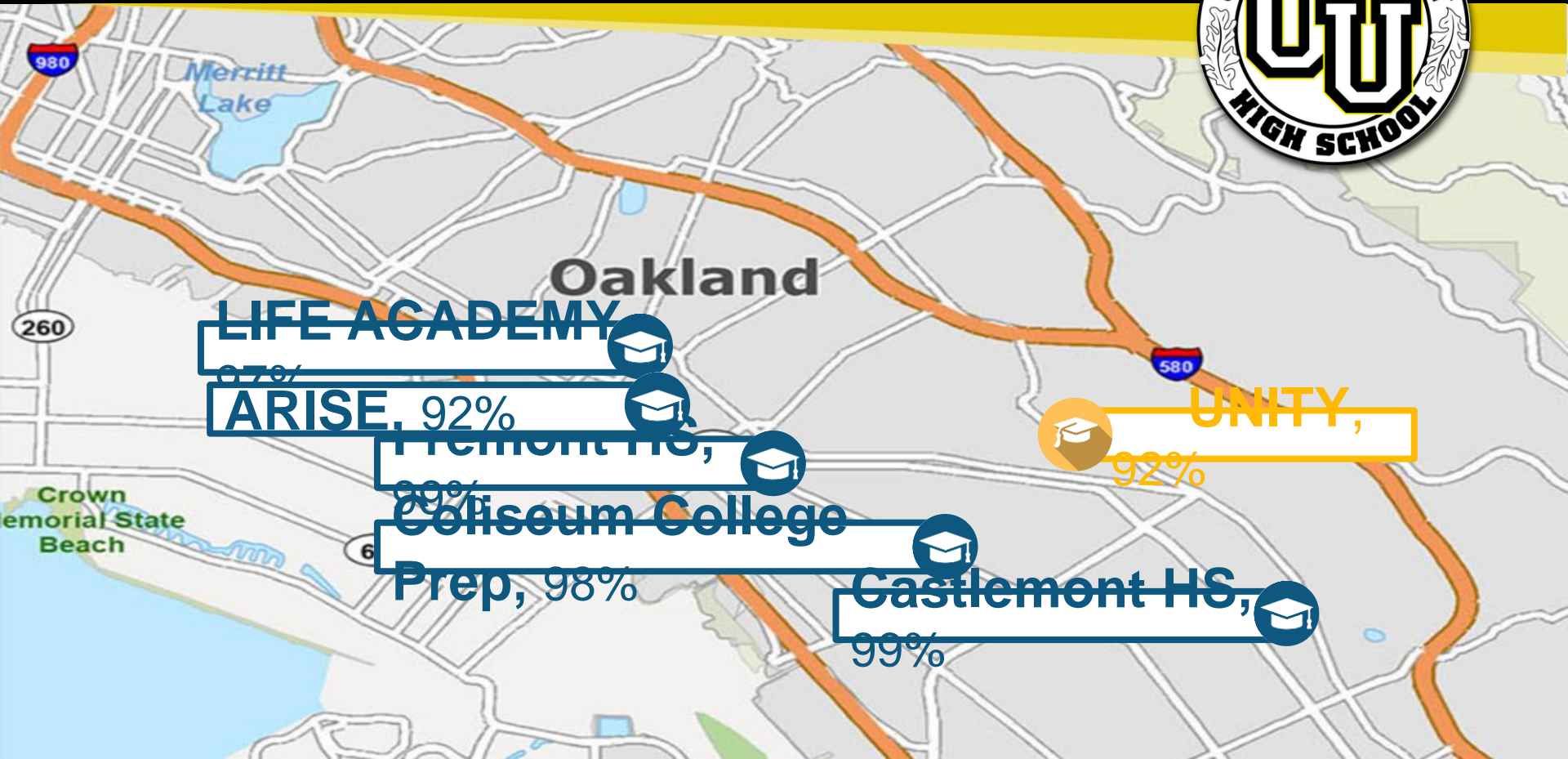
OUSD Office of Charter Schools Comparison Report

Figure 39: Charter School Enrollment by Attendance Area and Grade Span

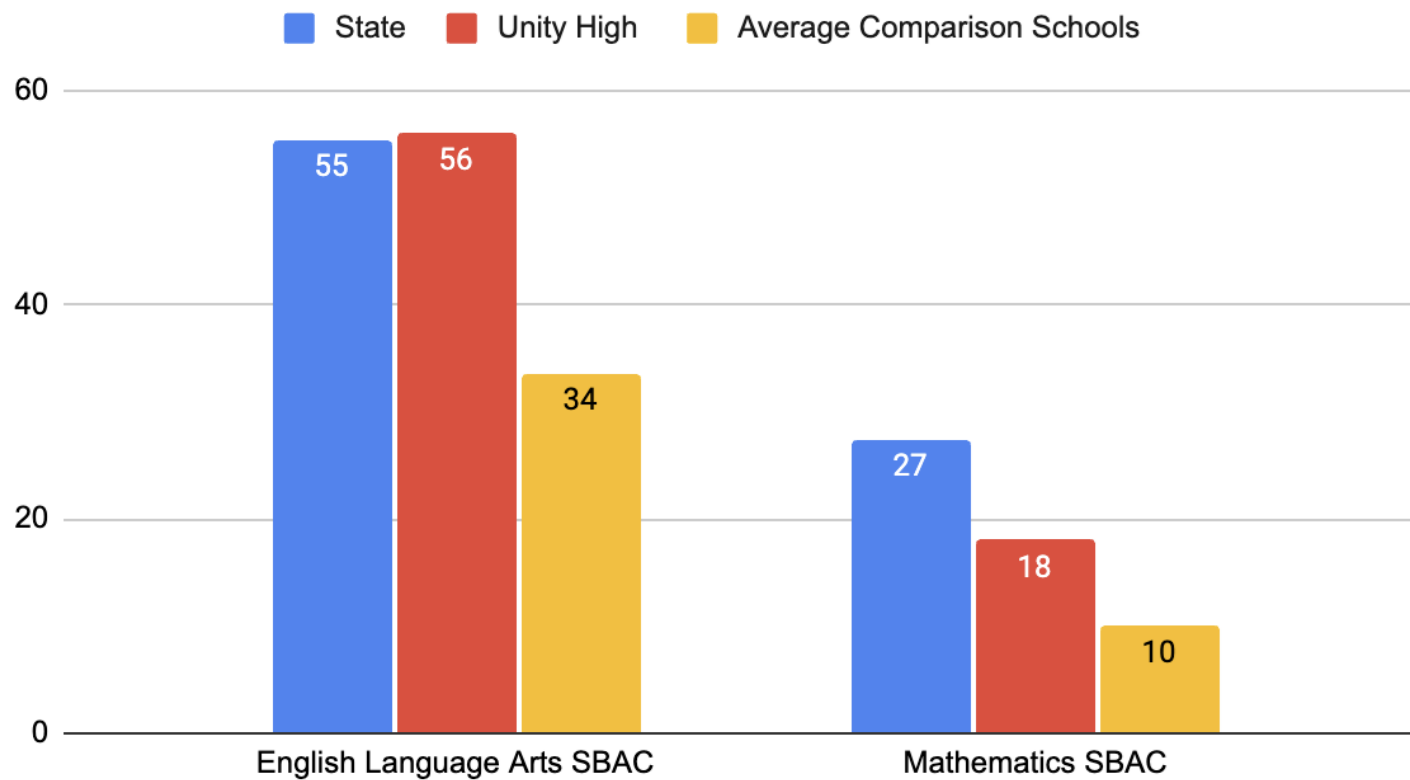
School	Grade Span	% SED	% EL	% SWD	Math DFS	Math CORE Growth	ELA DFS	ELA CORE Growth	Graduation Rate
Unity High	9-12	92%	29%	15%	-89.6	99%	14.5	97%	92.0%
Castlemont	9-12	98%	48%	19%	-280.5	16%	-222.7	3%	61.3%
Madison 6-12	6-12	97%	44%	16%	-163.9	68%	-83.4	54%	87.2%
CCPA	6-12	97%	46%	21%	-132.6	47%	-63.9	75%	93.4%
Life Academy	6-12	95%	36%	21%	-84	93%	-26.5	97%	96.8%
Fremont	9-12	97%	56%	14%	-251.7	4%	-177.1	10%	76.0%
Lighthouse High	9-12	96%	31%	12%	-159.2	16%	1.6	92%	92.4%
Aspire Golden State	6-12	86%	25%	14%	-137.7	N/A	-58.8	N/A	91.3%
Alternatives in Action	9-12	91%	59%	15%	-250.5	N/A	-191.8	N/A	61.5%
Lodestar	K-11	92%	45%	12%	-115.3	32%	-80.7	54%	N/A
LPS R&D	9-12	72%	39%	13%	-117.8	22%	-66.9	43%	94.5%
Bay Tech	6-12	84%	26%	16%	-117.7	73%	-55.1	73%	92.9%
Aspire Lionel Wilson	6-12	85%	27%	14%	-120.2	N/A	-40.9	N/A	97.2%
ARISE High	9-12	92%	34%	14%	-93.7	93%	-24.2	78%	89.9%
Oakland Charter High	9-12	86%	24%	10%	-79.2	N/A	-5.1	N/A	90.3%
Latitude High	9-12	68%	30%	22%	-80	98%	-11.3	80%	81.8%

Source: English Learners/Socioeconomically Disadvantaged/Special Education – CDE DataQuest School Enrollment by Subgroup Report; OUSD Special Education/Distance From Standard/CORE Growth Percentile – OUSD Department of Research, Assessment, and Data

Unity Serves East Oakland

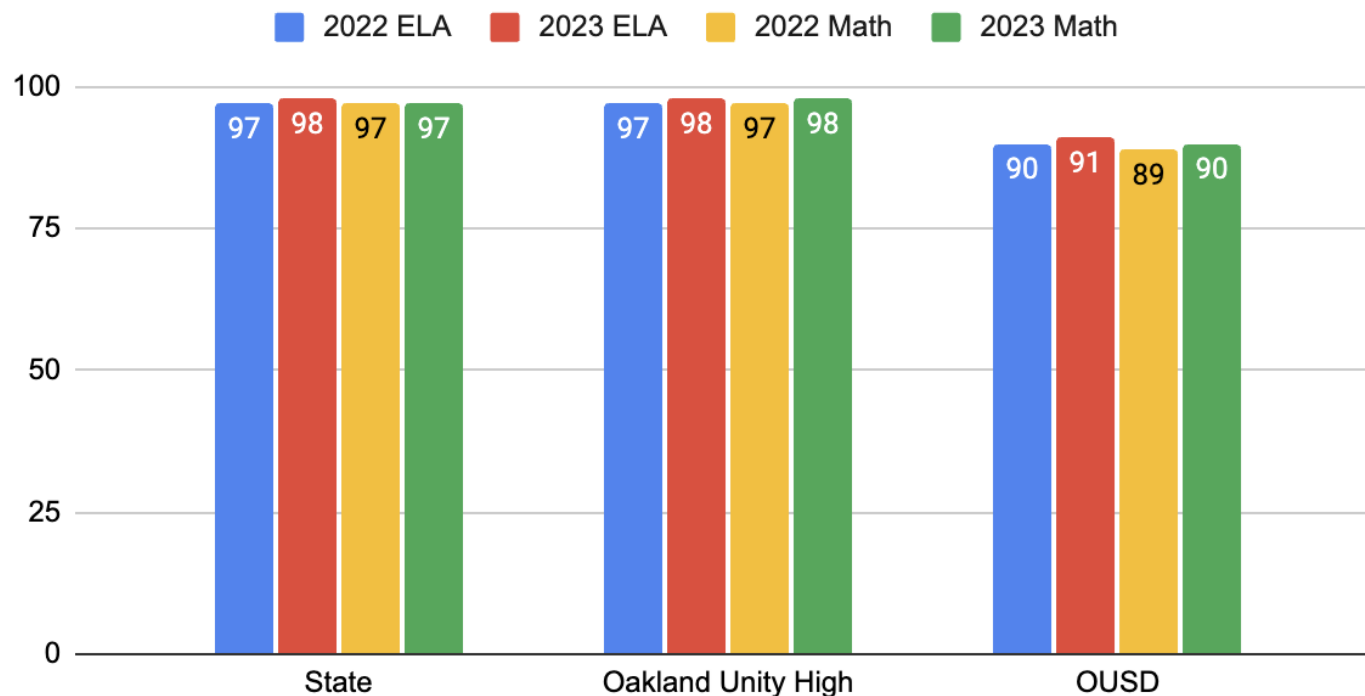


Unity Outperforms in English and Math in 2023



Source: CDE DataQuest

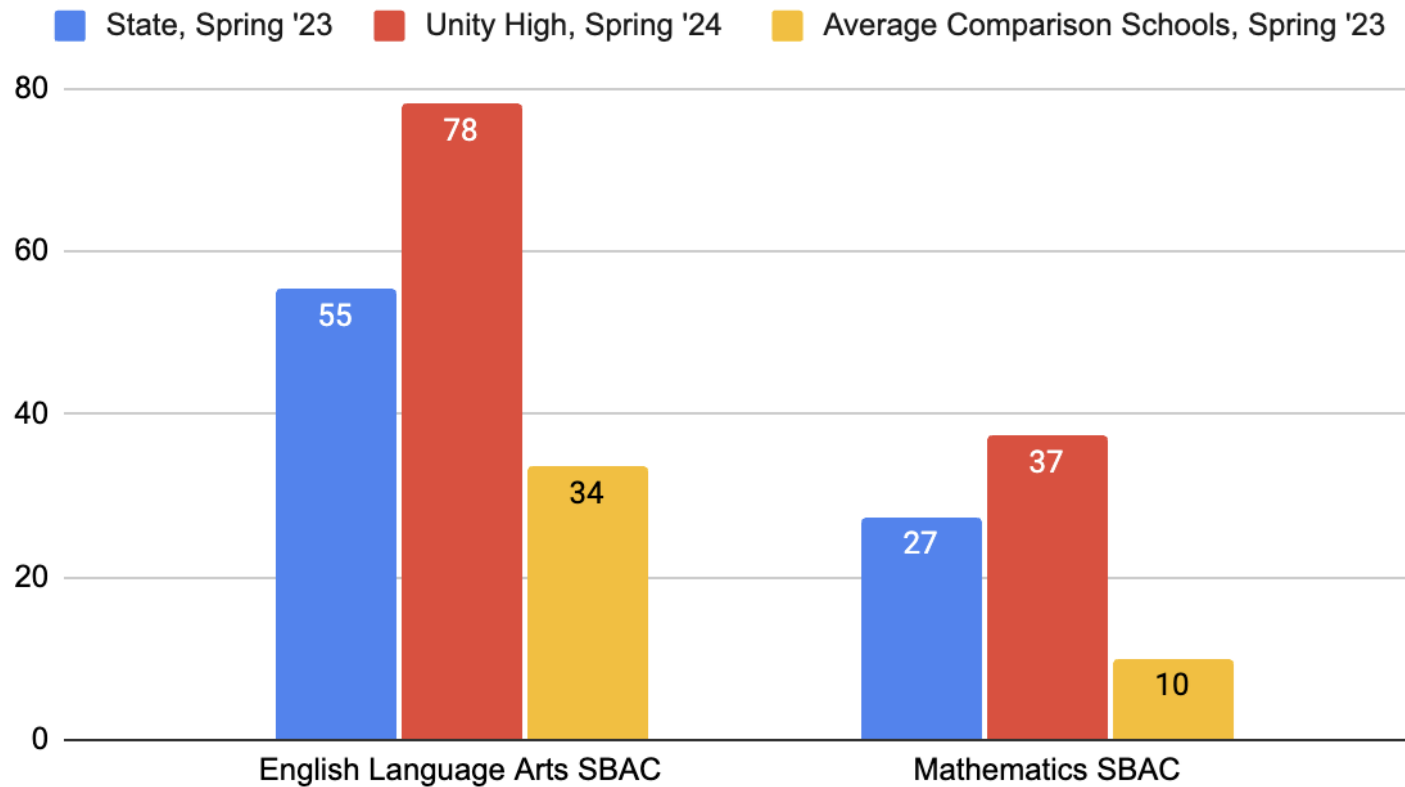
Academic Success for All Students



SBAC % Participation Rates, 2021-22 &
2022-23

Source: CDE DataQuest

Math Impact, Spring 24

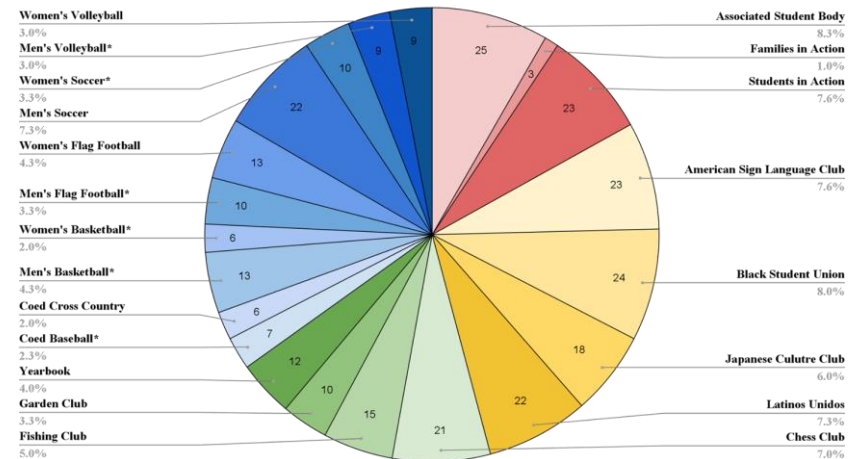


Source: CDE DataQuest

Engaging the Whole Child at



Number of Students Participating in Each Extracurricular



Unity ASB Officers
2024-25

UNITY HIGH COLLEGE SUCCESS

89%

of students who applied
to **UCs** were accepted

94%

of students who applied
to **Private Univ.** were
accepted

96%

of students who applied
to **CSUs** were accepted



STANFORD
COLUMBIA

USC



CLAREMONT

McKENNA

NYU



UC BERKELEY



UCLA

UC SAN DIEGO



UC DAVIS

CAL POLY



CSU LONG BEACH

Oakland Unity Alumni-Teacher Pipeline





Growth and Success