

LW P

LIONEL WILSON COLLEGE PREP
AN ASPIRE PUBLIC SCHOOL

Charter Renewal Decision Hearing

September 23, 2024

Aspire LWP



AN ASPIRE PUBLIC SCHOOL
LIONEL WILSON
COLLEGE PREPARATORY ACADEMY

Our school is proudly named after
Lionel Wilson, Oakland's **first Black** mayor.

Mr. Wilson was known for **bridging divides**
and **uniting folx** in the pursuit of **excellence**.



OUSD OCS Renewal Petition Staff Report

Staff Recommendation

Staff recommends **APPROVAL** of the renewal petition for Aspire Lionel Wilson College Preparatory Academy (“Aspire Lionel Wilson” or “Charter School”) for 5 years, beginning July 1, 2025, until June 30, 2030 to serve up to 522 students in grades 6-12 with a projected annual enrollment as outlined in the table above.

Summary of Findings:

Strengths	Challenges
<ul style="list-style-type: none">• The school has had significant growth in 9-12 ELA SBAC proficiency between 2021-22 and 2022-23, with the majority of student groups outperforming the District in the most recent two years.• The graduation rate and A-G completion rates are very high, particularly in comparison to the District average.• There has been significant growth in the percentage of English Learner students making progress towards English language proficiency over the last two years.• Despite declining enrollment, the school remains at a sustainable size and is projected to continue to be financially stable.	<ul style="list-style-type: none">• Middle school SBAC proficiency in both ELA and Math has been significantly below the District’s post-pandemic average.• Enrollment demographics and key student groups do not reflect the diversity of OUSD as a whole, nor the diversity of OUSD schools in the comparison attendance area. The school serves a lower percentage of Black/African American students and English Learners than the OUSD average.



Achievements



Final
Renewal Tier

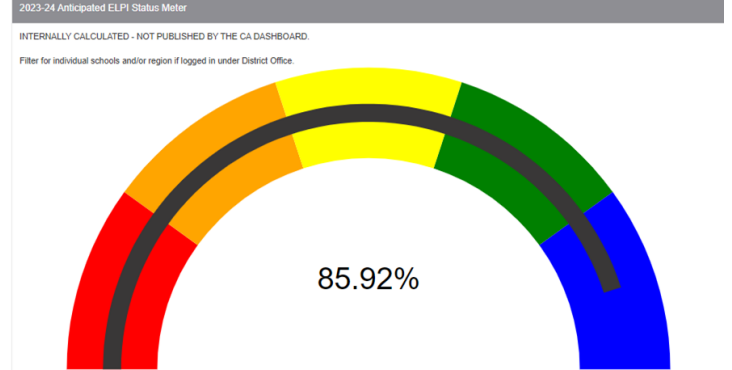
MIDDLE
TIER

A-G 



MLL Results

Grade	English Only (EO)	Initial Fluent English Proficient (IFEP)	English Learner (EL)	Reclassified Fluent English (RFEP)	To Be Determined (TBD)
6	20.5%	0.0%	29.5%	50.0%	0.0%
7	21.3%	1.6%	31.1%	45.9%	0.0%
8	10.9%	0.0%	27.3%	61.8%	0.0%
9	12.9%	1.6%	22.6%	62.9%	0.0%
10	9.5%	0.0%	15.9%	74.6%	0.0%
11	5.1%	0.0%	8.5%	86.4%	0.0%
12	4.8%	0.0%	16.1%	79.0%	0.0%
Total	11.8%	0.5%	21.2%	66.5%	0.0%



Broader MLL Context


Name	Total	English Only (EO)	Initial Fluent English Proficient (IFEP)	English Learner (EL)	Reclassified Fluent English Proficient (RFEP)	To Be Determined (TBD)
Aspire Lionel Wilson College Preparatory Academy	406	11.8%	0.5%	21.2%	66.5%	0.0%
Oakland Unified	45,086	47.4%	3.2%	33.1%	15.7%	0.7%
Alameda County	211,269	54.7%	8.3%	19.9%	16.8%	0.3%
State	5,837,690	60.6%	4.6%	18.4%	15.8%	0.2%

An Inclusive Community School

- **Connections over compliance**
(Neuroscience of Relationship Building)
- **Restorative practices**
- **Pro-Black Programming**
- **Trauma Informed Practices**
- **Positive Behavioral Interventions and Supports**
- **CA Community Schools Framework**



Community School Impact



“[LWP] **teaches kids about social justice** and [how to grow] your own food.”

– **Sol Mercado, Planting Justice Reentry Coordinator**



“[LWP’s] **dedication to anti-racism and equity is evident** in their efforts to create culturally responsive classrooms that affirm students' lived experiences.”

– **Treva Reid, City of Oakland D7**



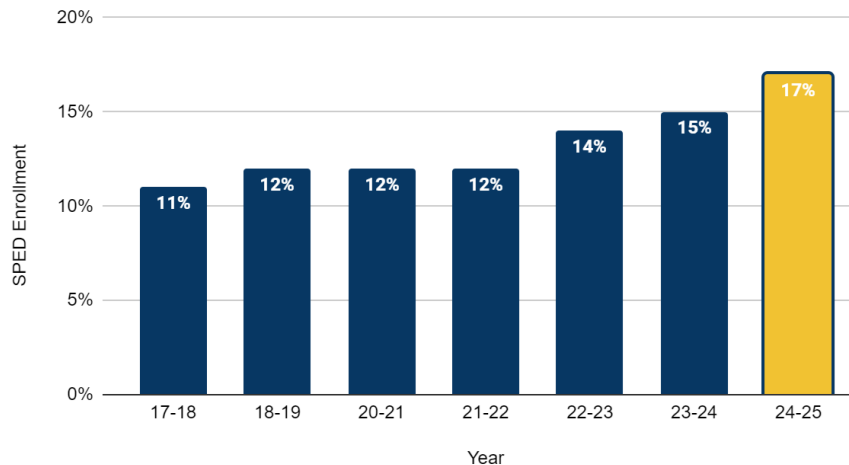
**GET
EMPOWERED!**



Inclusion Model

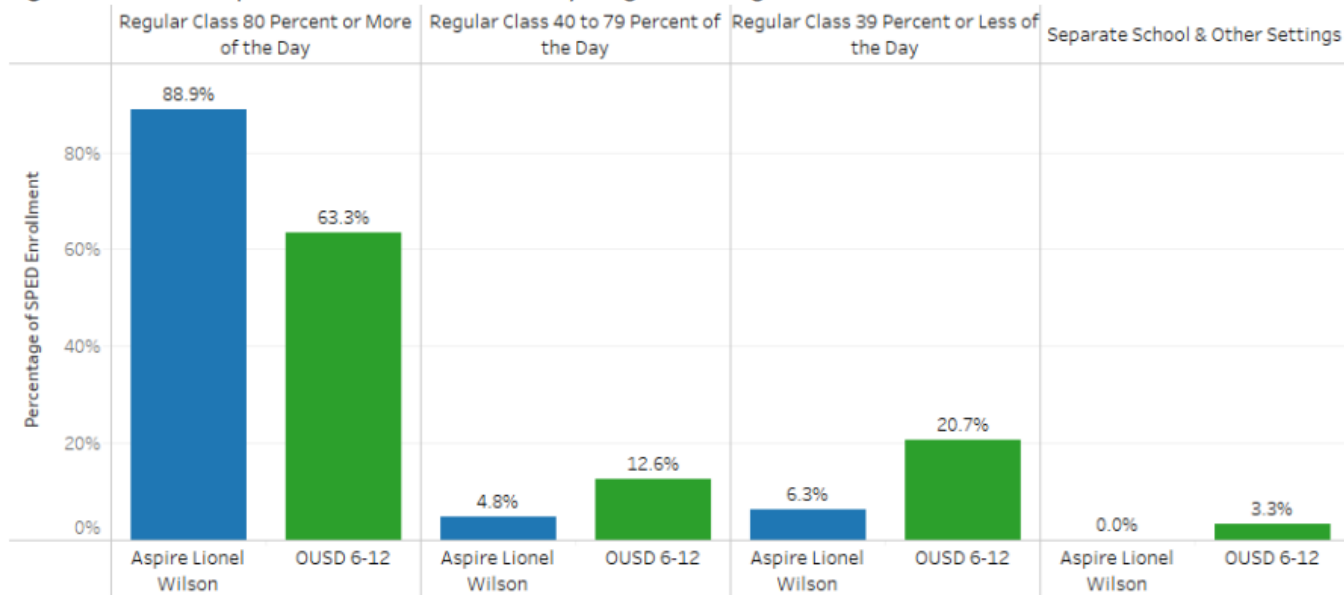


LWP's Special Education Enrollment



Co-Teaching Inclusion Model

Figure 29: 2022-23 Special Education Enrollment by Program Setting



Source: CDE Downloadable Data Files

Funding our SPED Program

Fiscal Year	SPED Expenditures		Fiscal Year	Gen Ed Fund Contributions
FY21	\$1.14M		FY21	\$432k
FY22	\$1.34M		FY22	\$815k
FY23	\$1.16M		FY23	\$666k
FY24	\$1.27M		FY24	\$750k

Professional Learning



Professional Pipeline



Fiscally Sound

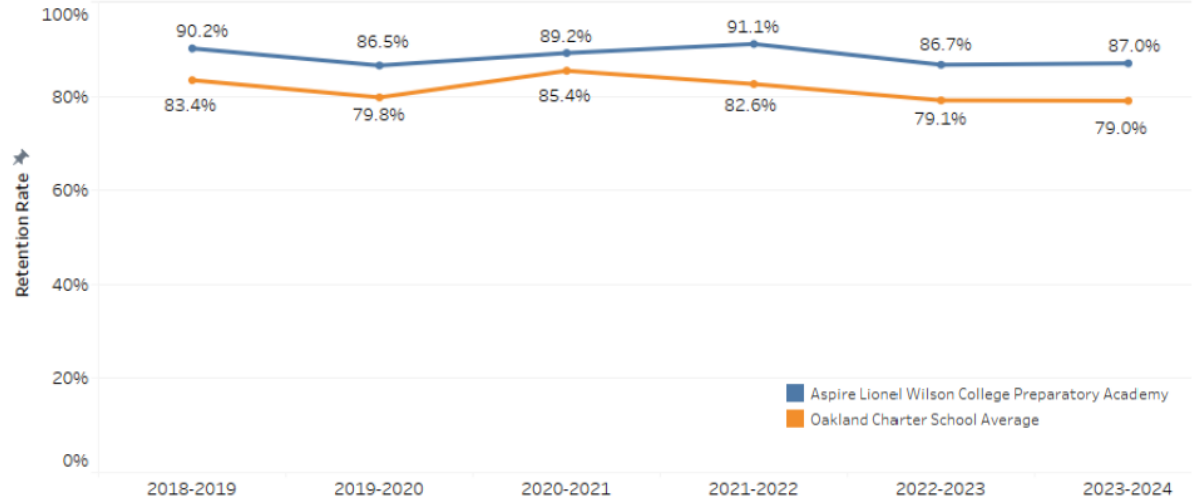
Figure 20: Financial Analysis

Financial Indicator	2018-19	2019-20	2020-21	2021-22	2022-23
Ending Fund Balance <i>Typically represents unrestricted funds, although in some cases, restricted funds that were not fully spent in previous years may be included.</i>	\$2,381,806	\$2,225,335	\$2,287,868	\$3,529,432	\$3,697,863
Deficit Spending <i>Deficit spending is indicated by a number in parentheses. A school's fund balance and reserves are depleted when expenditures exceed revenues, and over time could lead to insolvency.</i>	\$(56,392)	\$(156,471)	\$0	\$0	\$0



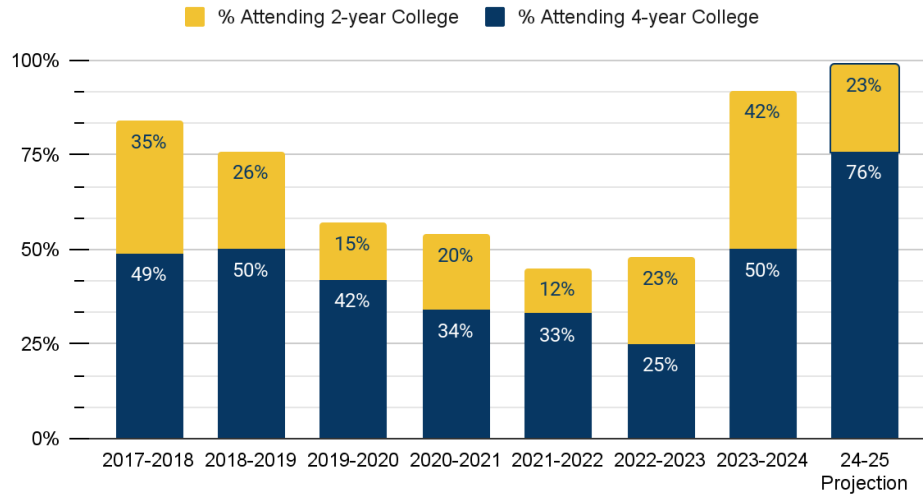
Enrollment

Figure 19: Annual Student Retention Rate

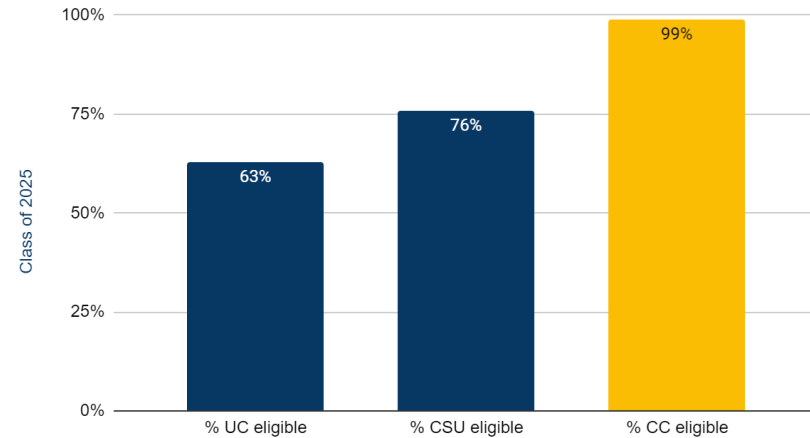


Post-Secondary Preparedness

College, Career, and Community



2024-2025 Projections



From our
Community:
Thank you!

