

A young child with curly hair, wearing a blue polo shirt with the KIPP Bridge Academy logo, has their right hand raised. The child is looking towards the camera with a slight smile. In the background, other children in similar blue shirts are seated, and a woman with braids is partially visible. The scene appears to be a classroom or a school assembly.

KIPP Bridge Charter Renewal Public Hearing

Wednesday, September 11

KIPP:Public Schools
NORTHERN CALIFORNIA

Agenda



KIPP Bridge Mission & Vision

2 minutes

Family and Community Partnerships

2 minutes

Our Academic Model

2 minutes

Educating ELL and Students with IEPs

2 minutes

Our Results

2 minutes





Our Vision: Every KIPP Bridge student grows up free to create the future they want for themselves and their communities.

Our Mission

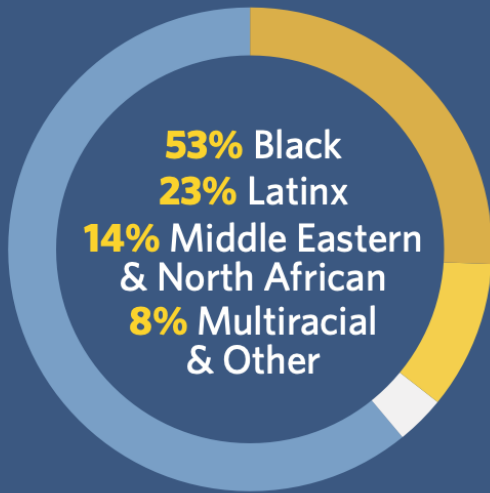
Together with families and community partners, we create a **joyful, academically excellent school** that prepares students with the skills and confidence to pursue the paths they choose—college, career, and beyond—**so they can lead fulfilling lives and build a more just world.**



Who are our students?

KIPP Bridge is a proudly majority-Black school with powerful communities of Latinx, MENA, AAPI and newcomer families.

2023-2024



92%

Socio-economically Disadvantaged



19%

Receive special education services



25%

Multilingual learners



Building Joy & Belonging



Multi-Tiered Systems of Support

- Robust SEL Curriculum
- Social skills groups
- Weekly COST meetings
- Four Mental Health Clinicians



Affirming School Culture

- Cultural heritage months
- Culturally responsive teaching

Since SY 2022:

33% decrease in
chronic absenteeism

80% decrease in
suspensions



KIPP®Public Schools
NORTHERN CALIFORNIA

Partnering with the Community



Partnering with Families



KIPP Family Council

Monthly meetings to receive parent input, collaborate on decisions, and plan fundraisers and events

Monthly Coffee with the Principal

15-20 regular attendees

Demographically representative participation

Family Engagement

Donuts with Dads, Muffins with Moms, Quarterly food and clothes pantry, art & talent shows

Our Model: Academic Rigor & Joy

Ensuring students reach their full potential through:

- Cycles of observation and feedback
- Data-driven instruction
- Restorative and trauma-informed practices
- Explicit Socio-Emotional Learning curriculum
- Integrated Systems of Care



Foundational Literacy

In SY 23-24, the number of KIPP Bridge kinder students reading at grade level grew from 18% → 73%.

We believe literacy is the foundation of all learning, and ensure every student enjoys reading and writing through:

- A challenging, rich, culturally diverse curriculum grounded in the science of reading
- Systematic phonics instruction
- Progress monitoring and small-group interventions



DIBELS Data (23-24)



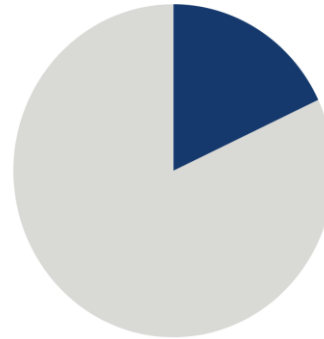
Grade	Beginning of Year at benchmark	End of Year at benchmark
K	18%	73%
1	43%	65%
2	33%	39%

Robust Supports for Students with IEPs

We are proud to educate all learners. Students with IEPs receive a continuum of services based on their needs including:

- Specialized academic instruction
- Behavior support
- Mental health counseling
- Occupational therapy
- 1:1 intensive services
- Specialized Teaching Program (for students with moderate to severe disabilities)

19% Students
with disabilities



SY23-24 SBAC

6% pt.
gain
ELA

2% pt
gain
Math



7 Education Specialists

1 School Psychologist & 1
Occupational Therapist

16 Paraeducators

1 Speech Language Pathologist

4 Mental Health Clinicians

.25 Board Certified Behavior Analyst

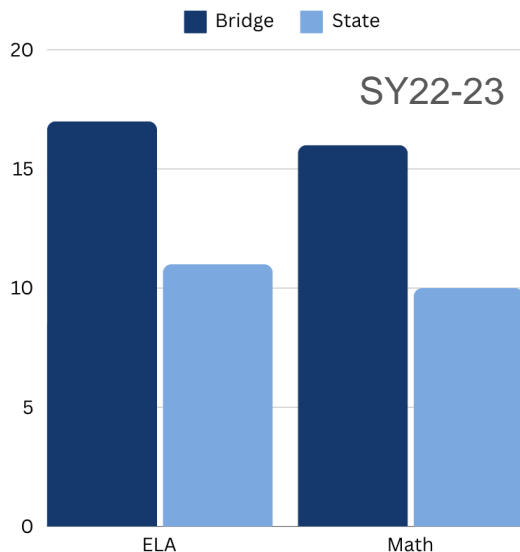
English Language Development

We apply a scientific, assets-based approach to ELD, featuring:

- Structured immersion
- Supports to ensure all students access the curriculum
- Integrated ELD
- Designated ELD

English Language Proficiency Indicator

- 56.5% in 2023 (7% pts higher than state)



Bridge EL students outperform their peers across the state and continued their growth in SY23-24


↑ 9% pt increase ELA


↑ 5% pt increase Math



Students Learn and Grow at Bridge



	Growth Percentile by Sub-Group: Math	
	All ES	All MS
All Students	65%	99%
Latinx	67%	99%
Black	61%	99%
ELs	51%	98%
SED	65%	99%
SpED	NA*	97%

	Growth Percentile by Sub-Group: ELA	
	All ES	All MS
All Students	51%	99%
Latinx	50%	99%
Black	48%	99%
ELs	48%	96%
SED	50%	99%
SpED	NA*	98%

* indicates fewer than 20 students in the sample (i.e. 4th & 5th grade)

In 2023-2024 Bridge middle school students made academic growth at the 99th percentile relative to their peers.

Academic Impact: In 2022-2023, Black, Latinx and English Learner Students outperformed their peers statewide

Difference from standard -- KIPP Bridge vs. State

	Black	Latinx	EL
ELA	+16.1	+18.7	+28.4
Math	+36.2	+36.7	+45.1

KIPP Bridge is...

A community where every student and family belongs

A school rooted in the community

A majority-Black school with thriving Latinx, MENA, EL, AAPI and newcomer communities

33% Decrease in chronic absenteeism
80% Decrease in suspensions (since SY 2022)

A learning environment where students thrive and grow

Kinder students increase reading proficiency 4x

Middle school students grow at the 99th percentile

Black, Latinx and EL students outperform their peers across the state

Questions?



KIPP:Public Schools
NORTHERN CALIFORNIA