



AMPS

HONOR HARD WORK

Oakland Charter High School

Home of the Matadors

Amethod Public Schools

Presented by: Jasmine Nash

Who is Oakland Charter High School?

- OCHS serves 9-12 graders in the diverse and vibrant heart of the Fruitvale District on the beautiful Patten University Campus.
- Our school motto is ***Honor Hard Work*** and our Core Values are: Adaptability, Perseverance, Responsibility, Commitment to Distinction, and Students First.
- Our mission is to provide a **rigorous college preparatory education** and **character development program** that will prepare students from underserved communities to succeed in college and beyond.

OCHS School Demographics

360
Student
Enrollment

97%
Minority

62% Latino
29% Asian
5% Black
1% Filipino
1% White

10%
Students w/
Disabilities

86%
Socioeconomically
Disadvantaged

24%
English Learners

We are Proud

Honor Hard Work



PLATINUM

AP 2023 School Honor Roll

Oakland Charter High School



- 90% of our students took at least one AP exam
 - 59% passed at least one AP exam
 - Earned Platinum recognition on the College Board's 2023 AP School Honor Roll
 - 7th consecutive year earning Best High School recognition on U.S. News & World Reports
 - Ranked #12 Best High School in the entire Bay Area
-

We are Proud

Honor Hard Work



PLATINUM

AP 2023 School Honor Roll





Oakland Charter High School



- 90% of our seniors get admitted to a 4-year university
- 88% of students report that they enjoy coming to school most of the time
- 15+ student clubs and after-school activities to choose from
- Content specific tutoring and teacher led office hours offered 4 days a week

SBAC Data - English Language Arts

Overall Achievement

Reporting Categories	Oakland Charter High	Oakland Unified	State of California
Mean Scale Score	N/A	N/A	N/A
 Standard Exceeded (Level 4) ⁱ	23.71 %	14.36 %	20.73 %
 Standard Met (Level 3) ⁱ	22.68 %	18.70 %	25.93 %
 Standard Nearly Met (Level 2) ⁱ	27.84 %	20.73 %	22.17 %
 Standard Not Met (Level 1) ⁱ	25.77 %	46.20 %	31.17 %

CA School Dashboard - Suspension Rate

OCHS

[LEARN MORE](#)
Suspension Rate

All Students State



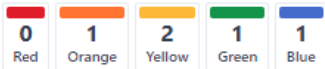
Orange

2.4% suspended at least one day

Increased 0.5% ⓘ

EQUITY REPORT

Number of Student Groups in Each Level



OUSD

[LEARN MORE](#)
Suspension Rate

All Students State



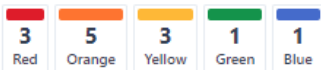
Yellow

4% suspended at least one day

Maintained 0.2%

EQUITY REPORT

Number of Student Groups in Each Level



State

[LEARN MORE](#)
Suspension Rate

All Students State



Orange

3.5% suspended at least one day

Increased 0.4% ⓘ

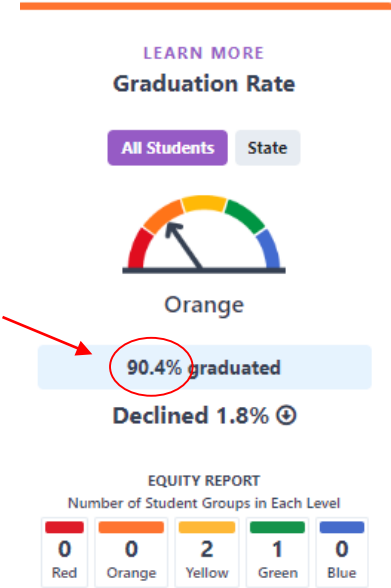
EQUITY REPORT

Number of Student Groups in Each Level

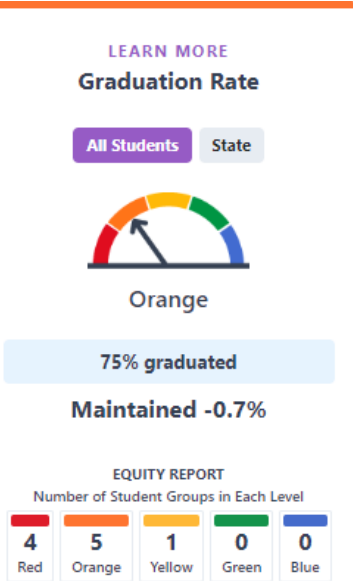


CA School Dashboard - Graduation Rate

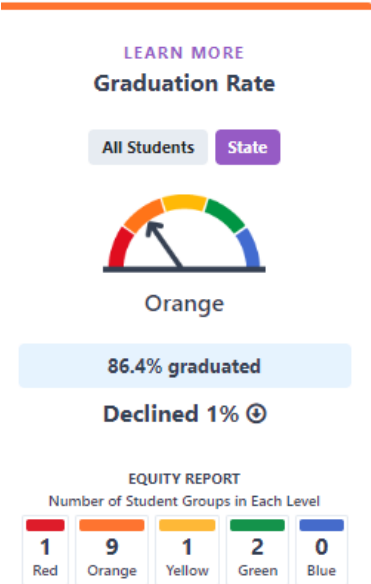
OCHS



OUSD



State



CA School Dashboard - College/Career

OCHS

College/Career

All Students State



62.3% prepared

EQUITY REPORT

Number of Student Groups in Each Level

0	0	0	2	1
Very Low	Low	Medium	High	Very High

OUSD

College/Career

All Students State



43.9% prepared

EQUITY REPORT

Number of Student Groups in Each Level

0	7	4	1	1
Very Low	Low	Medium	High	Very High

State

College/Career

All Students State



37.9% prepared

EQUITY REPORT

Number of Student Groups in Each Level

0	6	2	2	0
Very Low	Low	Medium	High	Very High





Continued Improvement

Honor Hard Work

- Target areas identified:
 - Mathematics
 - English Learner progress

SBAC Data - Mathematics

Overall Achievement

Reporting Categories	Oakland Charter High	Oakland Unified	State of California
Mean Scale Score	N/A	N/A	N/A
 Standard Exceeded (Level 4) ⁱ	11.34 %	12.24 %	17.14 %
 Standard Met (Level 3) ⁱ	14.43 %	13.18 %	17.48 %
 Standard Nearly Met (Level 2) ⁱ	21.65 %	20.60 %	24.06 %
 Standard Not Met (Level 1) ⁱ	52.58 %	53.99 %	41.32 %

Mathematics Progress Action Plan

- Increase the percentage of students achieving mastery yearly
- Utilize IXL as a supplemental program to increase student mastery on targeted skills
- Secure additional Professional Development opportunities for Math and Science teachers addressing immediate intervention strategies for students not achieving mastery
- Expose students to more STEM based extracurricular activities, mentors, and role models
- Establish monthly Data Meetings with staff to ensure continued progress monitoring

CA School Dashboard - EL Progress

OCHS

[LEARN MORE](#)
English Learner Progress

All Students

State



Orange

37.6% making progress

Declined 7.3% ↻

OUSD

[LEARN MORE](#)
English Learner Progress

All Students

State



Orange

44.2% making progress

Maintained -1.4%

State

[LEARN MORE](#)
English Learner Progress

All Students

State



Yellow

48.7% making progress

Maintained -1.6%

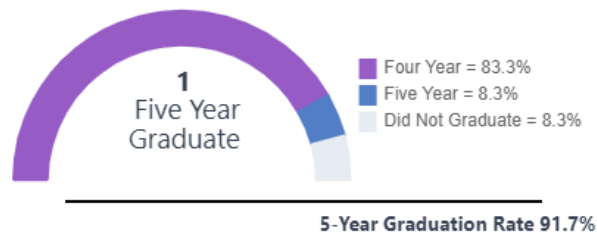
English Learner Program Goals

- Increase the percentage of students who are reclassified each year
- Increase the percentage of students who move up one level on ELPAC
- Secure more Professional Development opportunities for our teachers to better serve English learners in the classroom
- Hire an additional Paraprofessional to specifically target and support English learners during the school day
- Use Lexia English as a supplemental program to target specific skills acquisition

Special Education Program at OCHS

- 10% Student with Disabilities
- 2 Education Specialists
- 1 Paraprofessional
- Continuous professional development for SPED staff and Gen Ed staff on accommodations and differentiated instruction
- Frequent student and family check-ins to monitor progress and ensure smooth path to graduation and postsecondary opportunities

Students with Disabilities



Thank You from OCHS!



"Your 4 year experience is gonna be worthwhile!" - OCHS Senior



"I enjoy the comforting environment created by staff since they're really supportive of students" - OCHS Junior



"Work/life balance wasn't as bad as I thought it'd be. I can still manage school, extracurriculars, and personal affairs easily." - OCHS Freshmen

