

Superintendent Report

Superintendent, Dr. Kyla Johnson-Trammell
January 24, 2024



**OAKLAND UNIFIED
SCHOOL DISTRICT**

Community Schools, Thriving Students

Our Vision

All OUSD students will find joy in their academic experience while graduating with the skills to ensure they are caring, competent, fully-informed, critical thinkers who are prepared for college, career, and community success.

Our Mission

Oakland Unified School District (OUSD) will build a Full Service Community District focused on high academic achievement while serving the whole child, eliminating inequity, and providing each child with excellent teachers, every day.



Superintendent Report Overview



School Highlights

Attendance Update

Safety & Discipline Update

Enrollment Update



School Highlights

Franklin Elementary Students Show Business Acumen with Big Win

For the fourth consecutive season, **Franklin Elementary's** 4th and 5th grade financial phenoms won the National Stock Market Game, leaving the competition in their dust.

Along with California Superintendent of Public Instruction Tony Thurmond, Oakland Mayor Sheng Thao bestowed the honors on these budding financial wizards and entrepreneurs at City Hall, who not only aced the investing game but also showcased their business smarts with impressive startups.

“These young minds aren't just mastering the art of investing, they're proving that anything is possible with a blend of hard work, teamwork, and a sprinkle of financial savvy. They're not just investors, they're budding entrepreneurs paving the way for their future success,” said teacher

Valerie Chapman.




Brewer Student Artists Shine at School Holiday Craft Fair



In December, Edna Brewer Middle School held its much-anticipated Holiday Craft Fair, bringing together artisans from across the Bay Area to celebrate the talent and entrepreneurial spirit of Brewer students.

With more than 100 attendees, the fair buzzed with community spirit. Many students shared products crafted with their families. Additionally, proceeds from many of the vendors will directly benefit student-led projects such as the school's music program and the 8th grade trip to Costa Rica. "It's great for the whole school, but it's really wonderful for the students," said one participant. "They have the chance to express themselves and share their talents with the whole community, and maybe you'll find the perfect gift."

Frequent Assessments Key to Supporting Student Growth



In OUSD, our teaching is responsive to each student's needs. One way to accomplish this is through embedded assessments in both literacy and math for every student.

In the first six weeks of literacy instruction, for example, 4th graders - like those at **Garfield Elementary** pictured at left - engage in diverse activities to demonstrate their learning. Everything from writing informational paragraphs analyzing a central text to biographical essays on famous poets to original poetry is covered. Teachers then analyze all of this student writing to understand what they are learning and where they might need more support.



Attendance Update

Student Attendance Remains a Priority in OUSD

Every Second Counts!

We are at an all time high rate of attendance completion at 99.60%, from 99.48% two weeks prior, districtwide. Over the last two weeks, student attendance completion continues to improve across our district with a total of **54 sites with 100% attendance completed by teachers, since the start of school** *(6 additional sites since our last update - Yay!)*

Highlighting **Burckhalter Elementary School** as one of our schools that continues to maintain **100% attendance completion, since 8/7/23-current**. Our highly skilled attendance specialist **Ivette Clark**, works diligently with **Principal Carin Geathers** to ensure that every student is counted and every second counts!

Absence Rate By Network

Network	Absence Rate (as of January 17, 2024)
Network 2	7.4%
Network 3	8.5%
Network 4	8.4%
Middle School Network	9.0%
High School Network	11.6%
Special Education Programs	20.0%

Absence Rate By Ethnicity

Ethnicity	Absence Rate (as of January 17, 2024)
African American	12.1%
Asian	5.3%
Filipino	7.0%
Latino	10.1%
Multiple Ethnicity	7.2%
Native American	13.7%
Not Reported	9.8%
Pacific Islander	14.2%
White	6.3%

Best Practices & Areas of Improvement

Best Practices

- Teams drilling down on “Watch Lists” to track focal students on weekly/bi-weekly cycles.
- Sharing Family engagement duties amongst Attendance team members.
- Family Engagement Workshop to learn about importance of attendance on learning.
- Attendance Teams documenting attendance interventions in real-time during team meetings, or while meeting with families.
- Finding wins to celebrate our parents/families that currently have a higher attendance rate as compared to last year’s data.

Areas of Improvement

- Strengthen process to enter & monitor attendance interventions.
- Improve support & professional learning of Case Managers (in Secondary) to strategically support interventions.
- Improved system to clear unverified absences.
- 19% of students applying to Home Hospital are due to School Avoidance (Chronic Absenteeism).

Attendance Team Summit

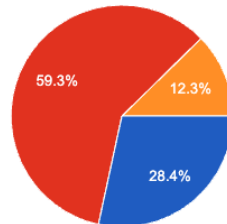
Highlights:

- 120 Staff attended our attendance team summit - with time to reflect on their attendance goals, and make plans to finish the year strong.
- Teams requested additional Summit time to collaborate!

How effective were we at:

Assessing progress in the development of Attendance Teams focus on Tier 1 Interventions?

81 responses



● Highly Effective
● Effective
● Somewhat
● Ineffective



Attendance Alert Pilot - Launched 1/9/24



7 Elementary Sites Participating

3 SITES: SMART ALERT PILOT - “ParentSquare warm & friendly voice messages” from principals at 10am daily, asking parents to bring student to school, if student is not ill.
Fred T. Korematsu, Garfield & Manzanita Community

Attendance Pilot Launch: Smart Alert

Sites: Garfield, KDA and Manzanita Community

ParentSquare Message Template: Morning Alert for Attendance Pilot

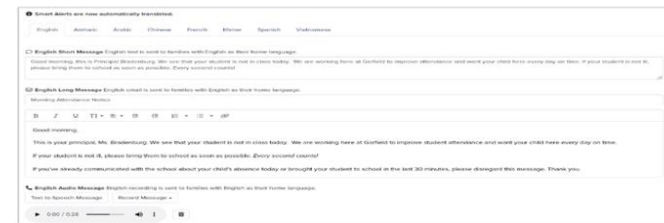
Audio Messages: Recorded by principals with appropriate translations by site

Launch: Tuesday, Jan 9th

****Student attendance must be entered into Aeries by 9:00 AM*

Attendance Specialists: Trained Wed 12/20

Live support support scheduled for Tue 1/09 at 9:20AM via [Zoom](#)



4 Sites: AUTO NOTICE PILOT - “ParentSquare Text messages” coming from principals at 10am daily, asking parents to bring student to school, if student is not ill.
Allendale, Lockwood STEAM, Manzanita Seed & Prescott

Attendance Pilot Launch: Auto-Notice

Sites: Allendale, Lockwood,
Manzanita SEED and Prescott

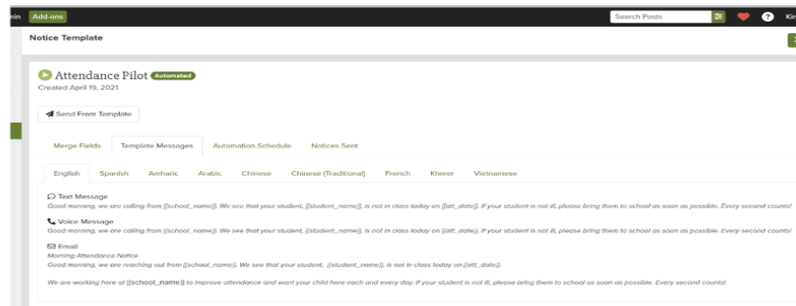
ParentSquare Auto-Notice
Template: Attendance Notice

Text, Audio & Email Messages: Fully
automated to be sent at 10AM

Launch: Tuesday, Jan 9th
****Student attendance must be
entered into Aeries by 9:00 AM*



Attendance Specialists: Trained Wed 12/20
Live support support scheduled for Tue
1/09 at 9:20AM via [Zoom](#)



***Data to be analyzed monthly for attendance improvement**



Safety & Discipline Update

OUSD Safety



Prevention Updates

- Partnering with City of Oakland Department of Violence Prevention (DVP) Grantees to increase and align partnerships to support violence prevention at 7 high schools, mentorship programming in middle schools, and create a pathway for support requests for all OUSD secondary students and families. Recently awarded grant to expand full-time staffing at current high schools.
- Collaborating with DVP, Newcomer Wellness Initiative, Human Trafficking Prevention, and Alameda County Department of Probation to build capacity for Violence Prevention support for Newcomer students
- Partnering with various organizations to provide Mental Health First Aid for educators to support with addressing student needs.
- Creating a relationship with the Alameda County Community Assessment and Transportation Team (CATT) for mental health de-escalation and assessment within the district.
- Coordinating with DVP to support OUSD students who have been released from the Juvenile Justice System with Life Coaches.
- Added Credible Messengers into select high Schools for intensive intervention with identified youth.


Human Trafficking Prevention

Human Trafficking Prevention Month (January)

- Human Trafficking Prevention webinar on Thursday, Jan 25 from 6-7pm.
- OUSD Human Trafficking School Safety Protocol
- 32-min awareness [video](#) created and distributed by OUSD
- Red Flags Tool & Community Resources

For more information, contact Jodi de la Peña, Grant Manager, Human Trafficking Prevention & Response (jodi.delapena@ousd.org)

Oakland is a hot spot for both labor & sex trafficking of youth.



As an adult who works with OUSD youth, you play a key role in preventing the exploitation of our students!

You're invited to learn how to recognize and respond to red flags of human trafficking.

Emergency Preparedness & Incident Response: Summary of Safety Trainings to Date

Training	Month(s) Offered
Active Assailant Trainings	July, August (4x), September, January
Review Site Specific Safety Plans	August, September
George Floyd Response Plan	August
Cyber Security	September
Reunification Training for Administrators	October
Critical Issues in Campus Safety	January
Reviewing Law Enforcement on Campus Procedures	February
<i>Crisis Go Communications</i>	<i>Ongoing</i>

Facilities: Door Entry Systems

All Schools by Fall of 2024

Currently in Contract:

- Work Began in October and Completed in January

Arroyo Viejo CDC
Fred T. Korematsu Discovery Academy Elementary
Centro Infantil CDC
LIFE Academy
Martin Luther King, Jr. Elementary
Yuk Yau CDC
Joaquin Miller Elementary
Harriet Tubman CDC
Glenview Elementary
Crocker Highlands Elementary

Awaiting State Approval and then Contracting:

- Spring 2024
- Complex projects many requiring fencing as well.

Thornhill Elementary
Montera Middle
Jefferson CDC
Kaiser Early Childhood Center
Hillcrest
Bella Vista CDC
Lockwood STEAM Academy Elementary
Oakland Academy of Knowledge Elementary
Lakeview (Enrollment Center)
Santa Fe Elementary (YAP)
Oakland Tech Upper Campus (not listed above)

Facilities: Camera Systems

Board Priority in Measure Y spending plan focused on high schools in the first phase, followed by middle school and then elementary schools. This is a multi-year project that should take 3 years.

Phase 1 : High School

- Sites Completed: Oakland High, Oakland Tech, Oakland International, Street Academy, Skyline, Rudsdale, Sojourner Truth, Dewey
- Sites Currently in Progress: Fremont, Castlemont, CCPA, Ralph J. Bunche
- Sites in Planning: Life Academy (contract pending Board approval)

Phase 2: Middle School-Beginning assessment and will work with Network Superintendent to support prioritization based on current system, cameras

- Sites in Planning: Frick, Roosevelt, Bret Harte, other sites to be confirmed

Phase 3: Elementary

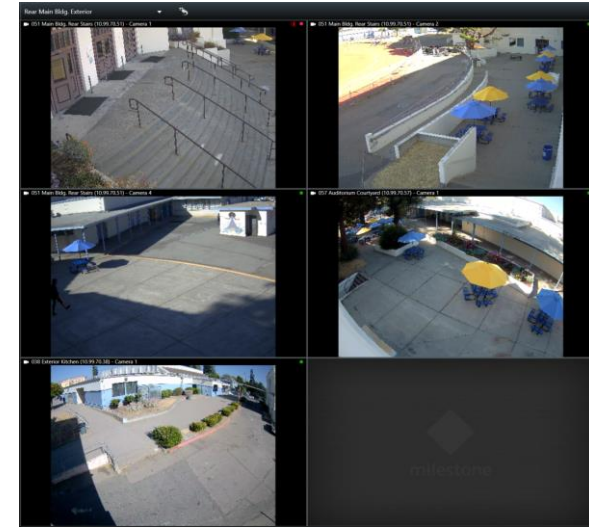
Facilities: Camera Installation Types



Wall-mounted security camera



Light pole-mounted security camera



Milestone XProtect Software

Cybersecurity

Cybersecurity continues to be a critical focus for our schools and central systems.



In latest T-Mobile hack, 37 million customers have personal data stolen, company says



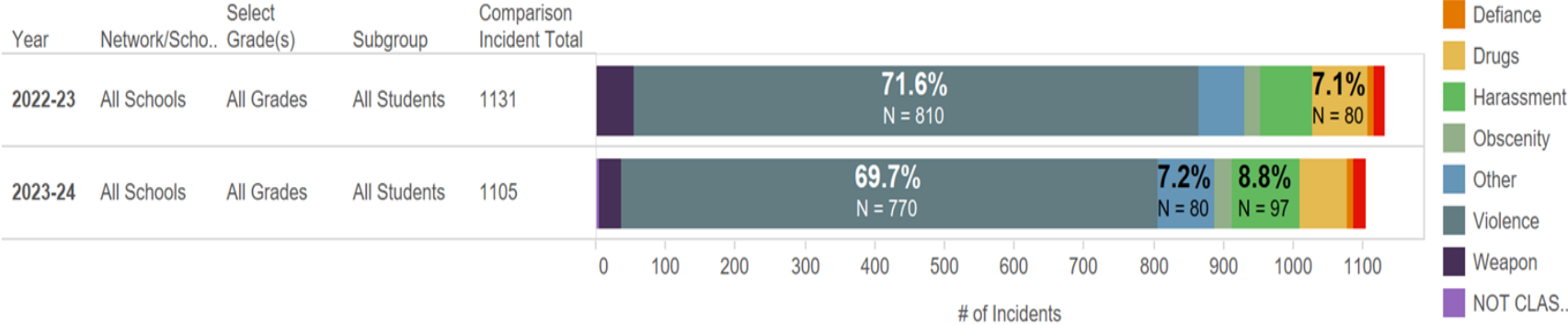
Wyatte Grantham-Phillips
USA TODAY

Published 10:33 a.m. ET Jan. 20, 2023 | Updated 10:33 a.m. ET Jan. 20, 2023



Out of School Suspension Incidents: Comparison Data from Jan. 2023 to Jan. 2024

Percent and Number of Suspension Incidents (to DAY 97)



Out of School Suspensions Through Jan. 2024: By Ethnicity, Gender and Incident Type

Select
a Year
2023-24

View by
Network/School
District

Select
Net/School
All

View by
Grade
All Grades

Select
Grade
All

View by
Group
Ethnicity-Gender

Select
Group(s)
Multiple values

View by
Offense/Group
Offense Group

Select
Offense(s)
All

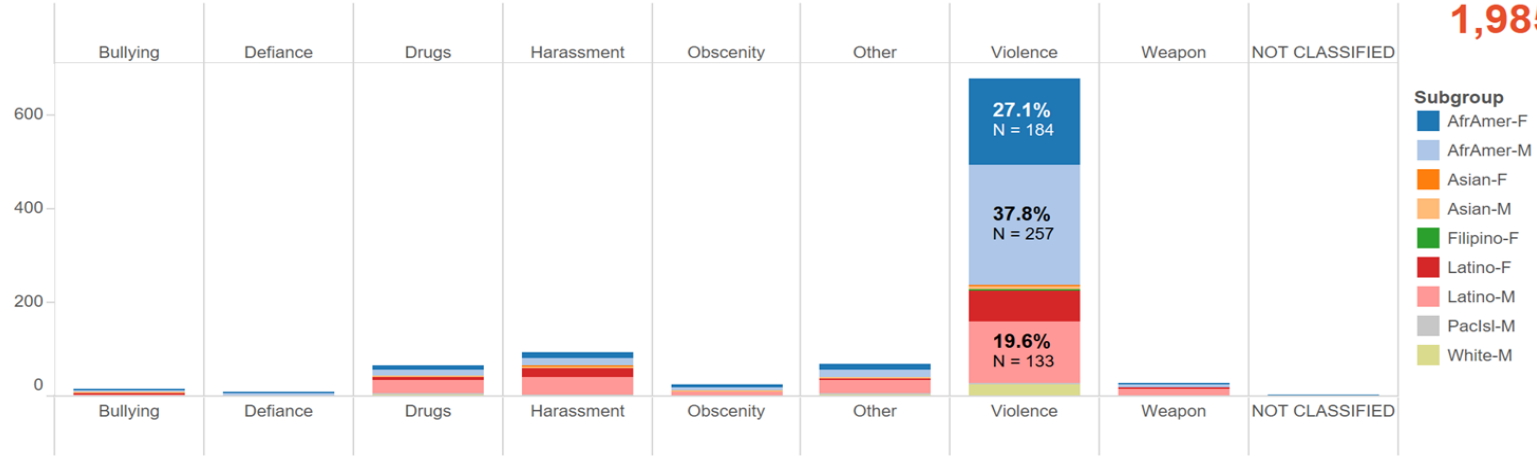
Total # of
Incidents

988

OSS at All Schools for All Grades: Percent and Number of Incidents by 'Ethnicity-Gender' Subgroup

AfrAmer-F	AfrAmer-M	Asian-F	Asian-M	Filipino-F	Latino-F	Latino-M	PacIsl-M	White-M	Grand Total
229	328	2	22	2	105	255	12	33	988
23.2%	33.2%	0.2%	2.2%	0.2%	10.6%	25.8%	1.2%	3.3%	100.0%

OSS at All Schools for All Grades: Percent and Number of Incidents by Offense Class



Total Days

1,985

Data was last updated on Wednesday, January 17, 2024 from Aeries SIS discipline records.

Out of School Suspensions Jan. 2023 v. 2024: By Ethnicity and Gender

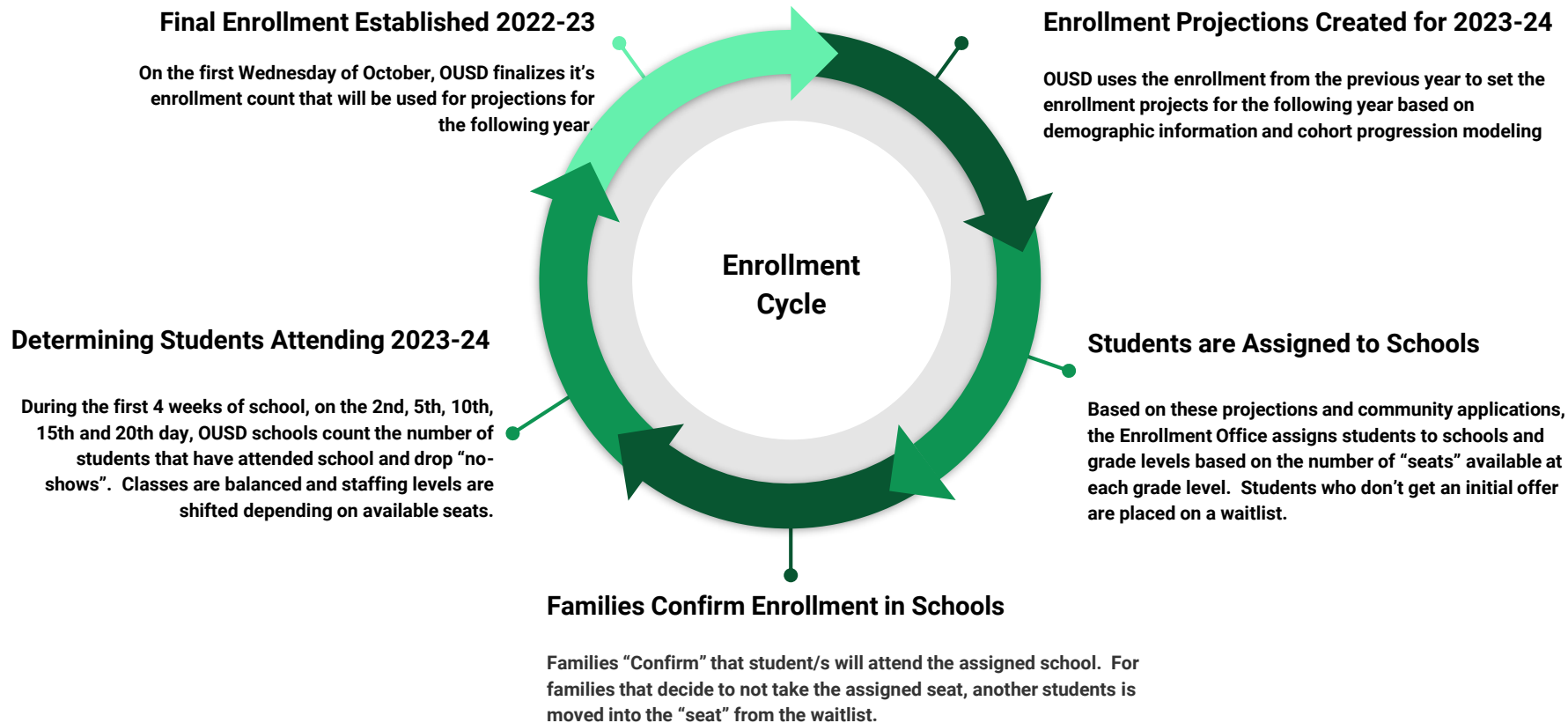
	January 2023	January 2024 (as of 1/18/24)
African American Female	287	234
African American Male	445	328
Asian Female	7	2
Asian Male	24	22
Filipino Female	5	2
Latina Female	87	109
Latino Male	254	261
Pacific Islander Male	9	12
White Male	33	33



Enrollment Update

Enrollment Process*

*Students can enroll in OUSD schools any time throughout the year, this is for budget and planning purposes.



Applications vs. Projections

Grade Span	12/15/23	1/15/24	Projections	Percentage of Projections
TK	352	539	1,190	45%
K	565	898	2,500	36%
6	664	1,044	2,098	50%
9	603	940	2,174	43%

Enrollment Stabilization

Ongoing work

- ☐ Virtual school showcase [MS week of 1/15; HS week of 1/22]
- ☐ Digital advertising
- ☐ Print/ physical advertising
- ☐ Providing promotional resources to schools
- ☐ Adaptive support for outreach

Enrollment Stabilization

New Videos



District-wide promo video highlighting district assets and difference-making programs and initiatives.

Enrollment Stabilization

New Videos



Principal welcome videos for school websites and ongoing promotion and outreach.





Community Schools, Thriving Students



**OAKLAND UNIFIED
SCHOOL DISTRICT**
Community Schools, Thriving Students

www.ousd.org



@OUSDnews

1011 Union Street, Oakland, CA 94607