



OAKLAND UNIFIED
SCHOOL DISTRICT

Community Schools, Thriving Students

Latinx Data Dashboard



LINKED
LEARNING
OAKLAND

Presented by Rebecca Lacocque

Presented to Measure N/H Commission

October 3, 2023

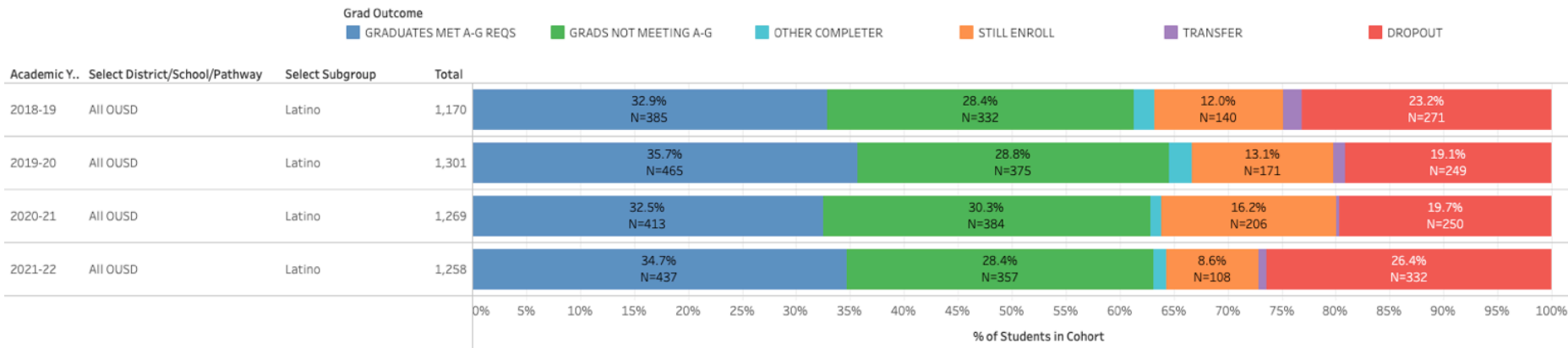
Outcomes:

- Measure N/H Commission will explore and discuss Latinx Data Dashboard, noting significant data points, patterns, and trends.
- Measure N/H Commission will share questions they have and potential recommendations for further inquiry or action regarding Latinx achievement.

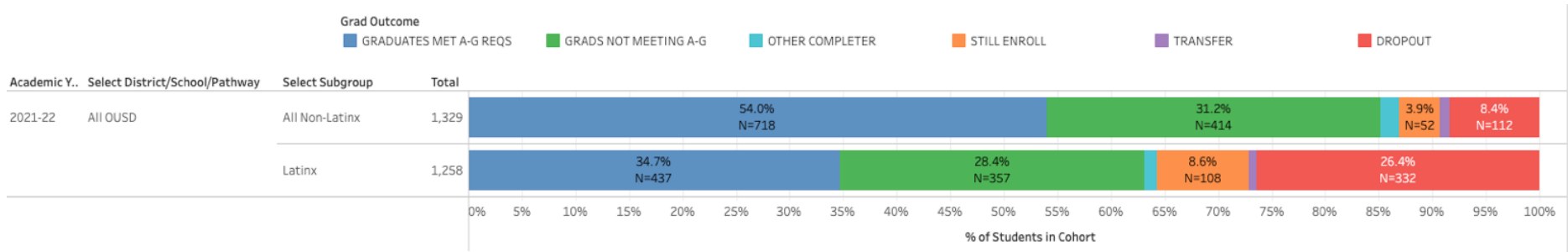
Exploring the Data Dashboard

- Description: What are some specific data points you notice as you explore the data?
- Interpretation: What are some themes (within and across data sets)?
- Interpretation: What are some patterns you notice (over time trends)?
- Inquiry: What are some questions these data raise for you?
- Further Inquiry: What would you like to know more about?

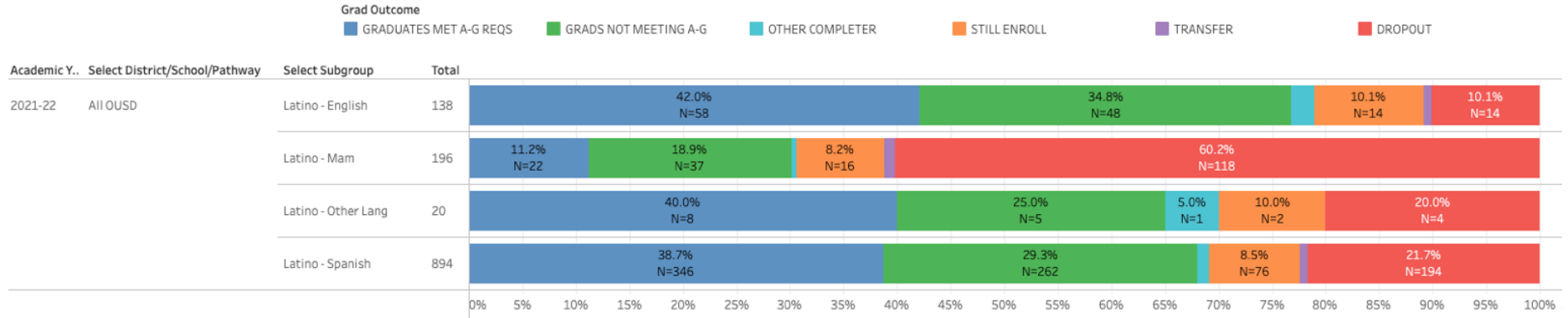
Latinx Cohort Graduate Outcomes



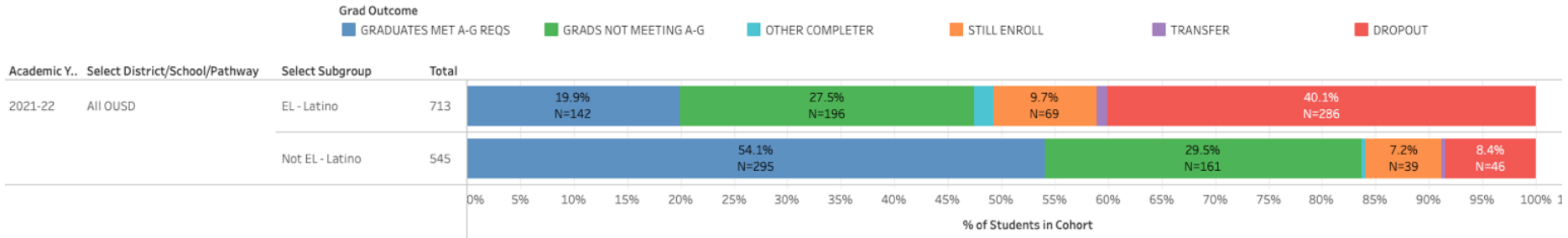
Latinx vs. Non-Latinx Graduate Outcomes



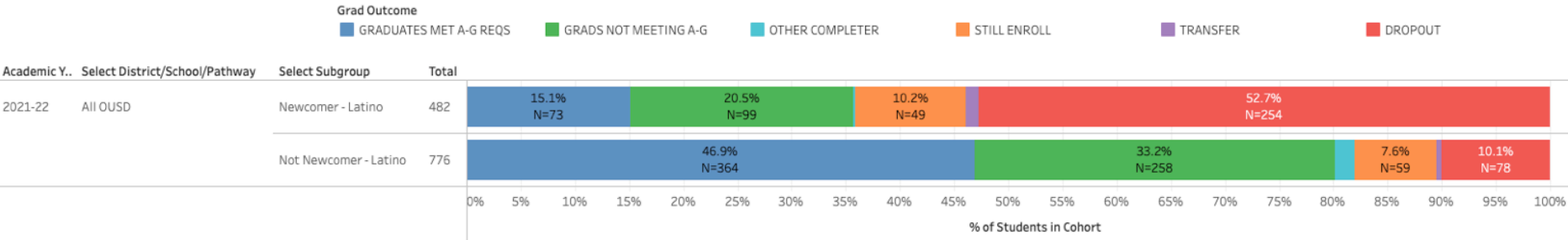
All Latinx vs. Mam-Speaking Latinx Graduate Outcomes



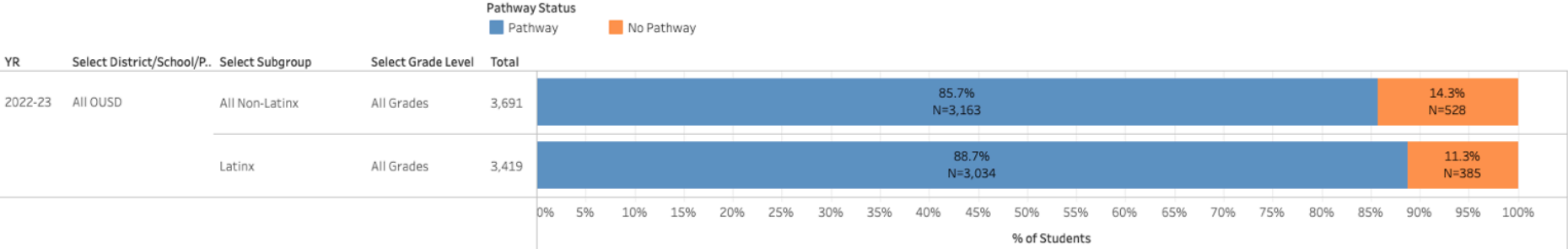
Latinx EL vs. Latinx Non-EL Graduate Outcomes



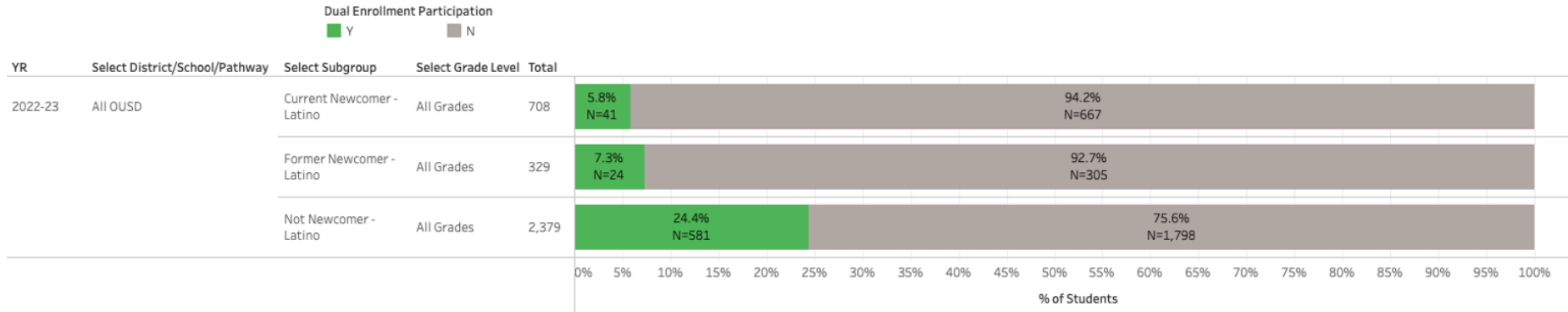
Newcomer Latinx vs. Non-Newcomer Latinx Graduate Outcomes



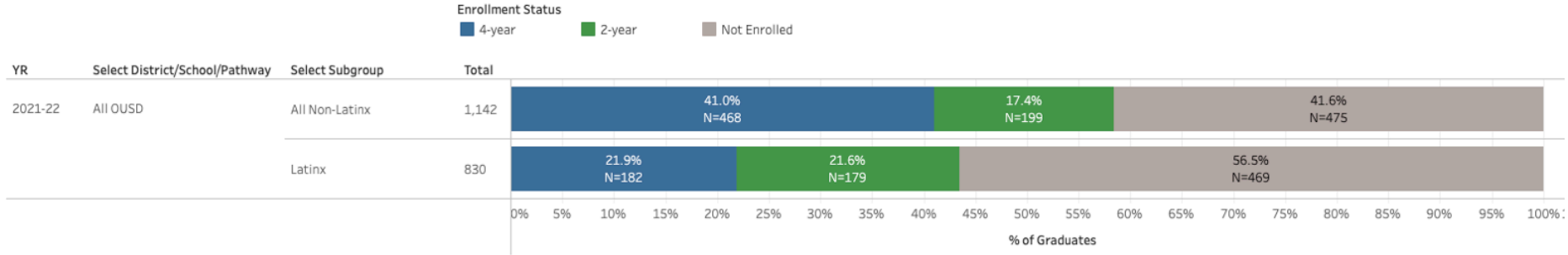
Latinx vs. Non-Latinx Pathway Status



Newcomer Latinx vs. Non-Newcomer Latinx Dual Enrollment Participation



Latinx vs. Non-Latinx College Enrollment



[new data] Newcomer Internships

Summer 2022:

- 104 of 548 interns were Newcomers. 19.33%
- 38 of 145 Peralta Institute students were Newcomers. 26.2%

Summer 2023:

- 36 of the 538 interns were Newcomers. 6.7%
- 11 of the 77 Peralta Institute students were Newcomers. 14.3%

Next Steps

- What might you recommend as areas for inquiry or action for the HS Linked Learning network, other departments or sites?

Questions?