



OAKLAND UNIFIED
SCHOOL DISTRICT

Community Schools, Thriving Students

**ANNUAL STATEMENT
OF ALL RECEIPTS &
EXPENDITURES OF THE
DISTRICT FOR THE
2022-2023 FISCAL YEAR**

**PREPARED FOR
BOARD OF EDUCATION MEETING
SEPTEMBER 13, 2023**

BOARD MEMO

Board Office Use: Legislative File Info.	
File ID Number	23-1971
Introduction Date	9/13/2023
Enactment Number	23-1506
Enactment Date	9/13/2023 CJH



OAKLAND UNIFIED
SCHOOL DISTRICT

Community Schools, Thriving Students

Board Cover Memorandum

To Board of Education

From Kyla Johnson Trammell, Superintendent
Lisa Grant-Dawson, Chief Business Officer
DeCarlos Kaigler, Chief Financial Officer
Ryan Nguyen, Controller

Meeting Date September 13, 2023

Subject Annual Statement of All Receipts and Expenditures of the District - Fiscal Year 2022-23 (Unaudited Actuals) (Closing of the Books) - Chief Business Officer

Ask of the Board It is recommended that the Governing Board Adopt by the Board of Education of Resolution No. 2324-0153 - Annual Statement of All Receipts and Expenditures of the District for Fiscal Year 2022-23 (Unaudited Actuals). The District’s General Fund Unrestricted and Restricted ending fund balances are \$118,353,704.41 and \$164,775,839.84, respectively.

Background The purpose of this agenda item and resolution is to notify the Governing Board that the District has completed all financial transactions for the 2022-23 fiscal year. The Unaudited Actuals report has been prepared in accordance with Education Code (EC) Section 41010 and is being presented for review and acceptance. The summary results of the District’s 2022-23 financial activity are being presented at the September 13, 2023, regularly scheduled Governing Board Meeting.

The Unaudited Actuals report the District’s actual financial activity for the 2022-23 fiscal year and determine the District’s beginning fund and cash balances for the 2023-24 year for all funds. The Unaudited Actuals Report will be submitted to the ACOE by September 15, 2023 for the required review and subsequent submission to the California Department of Education (CDE). The Unaudited Actuals will be audited by the District’s external auditor with an anticipated date of presented to the Governing Board no later than January 2024.

The District has made significant improvements in its budget projections, where there is an overall 8% variance between the projected ending fund balance at Estimated Actuals to UnAudited Actuals. The District also experienced other distinct financial adjustments throughout the year with the changes in Revenue projections due to the continued loss of ADA and the ramp up of new funding and allocations for Transitional Kindergarten and Transportation through the Local Control Funding Formula. We also built and adjusted multi-year budgets to evolving plans for new resources that are forming such as Expanded Learning Opportunities Program and the Community Schools Partnership Program and the sunseting of COVID response dollars due to the spending trends.

We also saw growth in our Base Unrestricted General Fund (Resource 0000) that as of the 2019-20 Fiscal year was -\$5.9M, \$10.2M in 2020-21, \$47M 2021-22, and now \$62.5M. Our goals to continue to align funding and expenditures in their most appropriate funding streams, to include budgeting within the timelines and perimeters the funding holds will be imperative as we continue to work to ensure fiscal sustainability. The District has also been successful in completing making the final payment on the 2008 Series Bond, which funded the \$65M loan in August 2023. Though this occurred after the year end close period, the District includes this as a celebration for 2022-23.

Finally, the District negotiated and implemented an unprecedented agreement with the Oakland Education Association in June, where a portion of the agreement was implemented in July 2023 and expenses reflected for those tenants impacting the 2022-23 fiscal year prior to year end close. The District has also been diligent in revising its budgets during the year through a combination of strategies to drive dynamic change in the education of our students and the employment experience of its employees. These efforts have also been reflective in our annual audit trends where audit findings are declining and operations improving.

The 2022-23 Unaudited actuals report continues to reflect the District's progress in maintaining stability and identifying key areas of growth and improvement in the ensuing year. The District recognizes that the work the Board, staff, and constituents have done to partner in the planning and execution of programs designed to improve student outcomes has been done in conjunction with our legislative bodies that have provided not only additional funding, but flexibility that has significantly impacted the District's financial and operational profile.

Recommendation

It is recommended that the Governing Board Adopt by the Board of Education of Resolution No. 2324-0153 - Annual Statement of All Receipts and Expenditures of the District for Fiscal Year 2022-23 (Unaudited Actuals). The District's General Fund Unrestricted and Restricted ending fund balances are \$118,353,704.41 and \$164,775,839.84, respectively.

Attachment(s)

RESOLUTION NO. 2324-0153
Form CA 2022-23 Unaudited Actuals School District Certification
Form TC Table of Contents
Form 01 General Fund – Unrestricted and Restricted Expenditures By Object
Form 11 Adult Education Fund Expenditures By Object
Form 12 Child Development Fund Expenditures By Object
Form 13 Cafeteria Special Revenue Fund Expenditures By Object
Form 14 Deferred Maintenance Fund Expenditures By Object
Form 21 Building Fund Expenditures By Object
Form 25 Capital Facilities fund Expenditures By Object
Form 35 County Facilities Fund Expenditures By Object
Form 40 Special Reserve Fund for Capital Outlay Projects Expenditures By Object

Form 51 Bond Interest and Redemption Fund Expenditures By Object
Form 67 Self – Insurance Fund
Form A Average Daily Attendance
Form Asset Schedule of Capital Asset
Form CAT Federal Grant Awards
Form CEA Current Expense Formula/Minimum Classroom Compensation
CASHLOW REPORT
Form DEBT Schedule of Long-Term Liabilities
Form ESMOE Every Student Succeeds Act Maintenance of Effort Expenditures
GANN Limits Adoption GANN Board Submission
Form ICR Indirect Cost Rate
Form L Lottery
Form PCR General Fund & Charter Schools Fund Program Cost Report
Form PCRAF General Fund and Charter School Fund—Program Cost
Form SIAA Summary of Inter-Fund Activities for All Funds
Form SEMA Special Education Maintenance of Effort—LEA Expenditures
Form SEMB Special Education Maintenance of Effort—SELPA
TRC Technical Review Checklist w/NO FATAL ERRORS
TRC UA.....Technical Review Checks Unaudited Actuals
PowerPoint Presentation
2022-23 Expenditure Summary with COVID Resources, All Funds
2022-23 Position Control Summary at Year End
2022-23 Components of Ending Fund Balance by Resource

**RESOLUTION OF THE BOARD OF EDUCATION
OF THE OAKLAND UNIFIED SCHOOL DISTRICT**

**RESOLUTION NO. 2324-0153
2022-23 Annual Statement of all Receipts and Expenditures
of the District Unaudited Actuals - Year End Close)**

WHEREAS, Education Code Section 42100 requires that the governing board of each school district shall approve the Annual Statement of all Receipts and Expenditures of the District (Unaudited Actuals) for proceeding year; and

WHEREAS, Education Code Section 42100 requires that the approved statement be filed with the County Superintendent of Schools,

NOW, THEREFORE, BE IT RESOLVED, that the Board of Education of the Oakland Unified School District hereby approved the Annual Statement of All Receipts and Expenditures of the District for Fiscal Year 2022-23(Unaudited Actuals), attached hereto; and

BE IT FURTHER RESOLVED, that the Board of Education hereby authorizes the submission of said Statement to the Alameda County of Superintendent of Schools.

Passed by the following vote:

PREFERENTIAL AYE: None

PREFERENTIAL NOE: None

PREFERENTIAL ABSTENTION: None

PREFERENTIAL RECUSE: None

AYES: Benjamin "Sam" Davis, Jennifer Brouhard, VanCedric Williams, Valarie Bachelor, Vice President Clifford Thompson, President Mike Hutchinson

NOES: None

ABSTAINED: None

RECUSE: None

ABSENT: Student Director Anevay Cruz, Student Director Vida Mendoza, District 5 - Vacancy

OAKLAND UNIFIED SCHOOL DISTRICT



9/14/2023

Mike Hutchinson
President, Board of Education



9/14/2023

Kyla Johnson Trammell
Superintendent and Secretary, Board of Education

FORM CA
UNAUDITED
ACTUALS SCHOOL
DISTRICT
CERTIFICATION

Unaudited Actuals
FINANCIAL REPORTS
2022-23 Unaudited Actuals
Summary of Unaudited Actual Data Submission

Following is a summary of the critical data elements contained in your unaudited actual data. Since these data may have fiscal implications for your agency, please verify their accuracy before filing your unaudited actual financial reports.

Form	Description	Value
CEA	Percent of Current Cost of Education Expended for Classroom Compensation Must equal or exceed 60% for elementary, 55% for unified, and 50% for high school districts or future apportionments may be affected. (EC 41372)	58.71%
	CEA Deficiency Amount Applicable to districts not exempt from the requirement and not meeting the minimum classroom compensation percentage - see Form CEA for further details.	\$0.00
ESMOE	Every Student Succeeds Act (ESSA) Maintenance of Effort (MOE) Determination If MOE Not Met, the 2024-25 apportionment may be reduced by the lesser of the following two percentages:	MOE Met
	MOE Deficiency Percentage - Based on Total Expenditures	0.00%
	MOE Deficiency Percentage - Based on Expenditures Per ADA	0.00%
GANN	Adjustments to Appropriations Limit Per Government Code Section 7902.1	\$0.00
	Adjusted Appropriations Limit	\$439,887,101.34
	Appropriations Subject to Limit	\$419,424,839.78
	These amounts represent the board approved Appropriations Limit and Appropriations Subject to Limit pursuant to Government Code Section 7906 and EC 42132.	
ICR	Preliminary Proposed Indirect Cost Rate	3.89%
	Fixed-with-carry-forward indirect cost rate for use in 2024-25 subject to CDE approval.	

TABLE OF CONTENTS

G = General
Ledger Data; S =
Supplemental
Data

Data Supplied For:			
Form	Description	2022-23 Unaudited Actuals	2023-24 Budget
01	General Fund/County School Service Fund	GS	GS
08	Student Activity Special Revenue Fund		
09	Charter Schools Special Revenue Fund		
10	Special Education Pass-Through Fund		
11	Adult Education Fund	G	G
12	Child Development Fund	G	G
13	Cafeteria Special Revenue Fund	G	G
14	Deferred Maintenance Fund	G	G
15	Pupil Transportation Equipment Fund		
17	Special Reserve Fund for Other Than Capital Outlay Projects		
18	School Bus Emissions Reduction Fund		
19	Foundation Special Revenue Fund		
20	Special Reserve Fund for Postemployment Benefits		
21	Building Fund	G	G
25	Capital Facilities Fund	G	G
30	State School Building Lease-Purchase Fund		
35	County School Facilities Fund	G	G
40	Special Reserve Fund for Capital Outlay Projects	G	G
49	Capital Project Fund for Blended Component Units		

51	Bond Interest and Redemption Fund	G	G
52	Debt Service Fund for Blended Component Units		
53	Tax Override Fund		
56	Debt Service Fund		
57	Foundation Permanent Fund		
61	Cafeteria Enterprise Fund		
62	Charter Schools Enterprise Fund		
63	Other Enterprise Fund		
66	Warehouse Revolving Fund		
67	Self-Insurance Fund	G	G
71	Retiree Benefit Fund		
73	Foundation Private-Purpose Trust Fund		
76	Warrant/Pass-Through Fund		
95	Student Body Fund		
A	Average Daily Attendance	S	S
ASSET	Schedule of Capital Assets	S	
CA	Unaudited Actuals Certification	S	
CAT	Schedule for Categoricals	S	
CEA	Current Expense Formula/Minimum Classroom Comp. - Actuals	GS	
DEBT	Schedule of Long-Term Liabilities	S	
ESMOE	Every Student Succeeds Act Maintenance of Effort	GS	
GANN	Appropriations Limit Calculations	GS	GS
ICR	Indirect Cost Rate Worksheet	GS	
L	Lottery Report	GS	
PCRAF	Program Cost Report Schedule of Allocation Factors	GS	

PCR	Program Cost Report	GS	
SEA	Special Education Revenue Allocations	S	S
SEAS	Special Education Revenue Allocations Setup (SELPA Selection)	S	S
SIAA	Summary of Interfund Activities - Actuals	G	

FORM 01

GENERAL

FUND/UNRESTRICTED

AND RESTRICTED

EXPENDITURES

Unaudited Actuals
General Fund
Unrestricted and Restricted
Expenditures by Object

Description	Resource Codes	Object Codes	2022-23 Unaudited Actuals			2023-24 Budget			% Diff Column C & F
			Unrestricted (A)	Restricted (B)	Total Fund col. A + B (C)	Unrestricted (D)	Restricted (E)	Total Fund col. D + E (F)	
A. REVENUES									
1) LCFF Sources		8010-8099	460,152,747.44	4,029,568.00	464,182,315.44	486,046,797.00	3,580,861.00	489,627,658.00	5.5%
2) Federal Revenue		8100-8299	0.00	118,465,167.50	118,465,167.50	0.00	109,836,611.00	109,836,611.00	-7.3%
3) Other State Revenue		8300-8599	7,471,476.93	203,272,849.66	210,744,326.59	6,985,584.00	115,437,235.00	122,422,819.00	-41.9%
4) Other Local Revenue		8600-8799	6,012,306.15	82,066,453.71	88,078,759.86	7,593,930.00	79,502,398.00	87,096,328.00	-1.1%
5) TOTAL, REVENUES			473,636,530.52	407,834,038.87	881,470,569.39	500,626,311.00	308,357,105.00	808,983,416.00	-8.2%
B. EXPENDITURES									
1) Certificated Salaries		1000-1999	152,902,526.16	104,136,658.13	257,039,184.29	146,550,279.00	87,684,783.00	234,235,062.00	-8.9%
2) Classified Salaries		2000-2999	53,886,649.40	62,332,673.20	116,219,322.60	55,643,492.00	65,239,812.00	120,883,304.00	4.0%
3) Employee Benefits		3000-3999	96,739,828.61	95,101,363.50	191,841,192.11	106,528,586.00	106,357,863.00	212,886,449.00	11.0%
4) Books and Supplies		4000-4999	8,377,275.77	17,842,670.38	26,219,946.15	29,923,727.00	47,205,006.00	77,128,733.00	194.2%
5) Services and Other Operating Expenditures		5000-5999	39,867,468.20	103,187,577.84	143,055,046.04	25,888,139.00	120,193,630.00	146,081,769.00	2.1%
6) Capital Outlay		6000-6999	1,218,212.87	1,302,982.20	2,521,195.07	266,516.00	3,714,073.00	3,980,589.00	57.9%
7) Other Outgo (excluding Transfers of Indirect Costs)		7100-7299 7400-7499	6,027,806.19	5,899,663.13	11,927,469.32	2,115,699.00	6,873,063.00	8,988,762.00	-24.6%
8) Other Outgo - Transfers of Indirect Costs		7300-7399	(7,293,332.08)	6,414,320.37	(879,011.71)	(8,250,200.00)	6,883,524.00	(1,366,676.00)	55.5%
9) TOTAL, EXPENDITURES			351,726,435.12	396,217,908.75	747,944,343.87	358,666,238.00	444,151,754.00	802,817,992.00	7.3%
C. EXCESS (DEFICIENCY) OF REVENUES OVER EXPENDITURES BEFORE OTHER FINANCING SOURCES AND USES (A5 - B9)			121,910,095.40	11,616,130.12	133,526,225.52	141,960,073.00	(135,794,649.00)	6,165,424.00	-95.4%
D. OTHER FINANCING SOURCES/USES									
1) Interfund Transfers									
a) Transfers In		8900-8929	0.00	0.00	0.00	0.00	0.00	0.00	0.0%
b) Transfers Out		7600-7629	5,900,000.00	0.00	5,900,000.00	3,000,000.00	0.00	3,000,000.00	-49.2%
2) Other Sources/Uses									
a) Sources		8930-8979	403.93	0.00	403.93	0.00	0.00	0.00	-100.0%
b) Uses		7630-7699	0.00	0.00	0.00	0.00	0.00	0.00	0.0%
3) Contributions		8980-8999	(85,642,708.30)	85,642,708.30	0.00	(103,864,622.00)	103,864,622.00	0.00	0.0%
4) TOTAL, OTHER FINANCING SOURCES/USES			(91,542,304.37)	85,642,708.30	(5,899,596.07)	(106,864,622.00)	103,864,622.00	(3,000,000.00)	-49.1%
E. NET INCREASE (DECREASE) IN FUND BALANCE (C + D4)			30,367,791.03	97,258,838.42	127,626,629.45	35,095,451.00	(31,930,027.00)	3,165,424.00	-97.5%
F. FUND BALANCE, RESERVES									
1) Beginning Fund Balance									
a) As of July 1 - Unaudited		9791	92,624,874.38	67,517,001.42	160,141,875.80	118,353,704.41	164,775,839.84	283,129,544.25	76.8%
b) Audit Adjustments		9793	(4,638,961.00)	0.00	(4,638,961.00)	0.00	0.00	0.00	-100.0%

Unaudited Actuals
General Fund
Unrestricted and Restricted
Expenditures by Object

Description	Resource Codes	Object Codes	2022-23 Unaudited Actuals			2023-24 Budget			% Diff Column C & F
			Unrestricted (A)	Restricted (B)	Total Fund col. A + B (C)	Unrestricted (D)	Restricted (E)	Total Fund col. D + E (F)	
c) As of July 1 - Audited (F1a + F1b)			87,985,913.38	67,517,001.42	155,502,914.80	118,353,704.41	164,775,839.84	283,129,544.25	82.1%
d) Other Restatements		9795	0.00	0.00	0.00	0.00	0.00	0.00	0.0%
e) Adjusted Beginning Balance (F1c + F1d)			87,985,913.38	67,517,001.42	155,502,914.80	118,353,704.41	164,775,839.84	283,129,544.25	82.1%
2) Ending Balance, June 30 (E + F1e)			118,353,704.41	164,775,839.84	283,129,544.25	153,449,155.41	132,845,812.84	286,294,968.25	1.1%
Components of Ending Fund Balance									
a) Nonspendable									
Revolving Cash		9711	150,007.00	0.00	150,007.00	150,000.00	0.00	150,000.00	0.0%
Stores		9712	0.00	0.00	0.00	0.00	0.00	0.00	0.0%
Prepaid Items		9713	366,394.99	27,000.00	393,394.99	0.00	0.00	0.00	-100.0%
All Others		9719	0.00	0.00	0.00	0.00	0.00	0.00	0.0%
b) Restricted		9740	0.00	164,748,839.84	164,748,839.84	0.00	132,845,812.84	132,845,812.84	-19.4%
c) Committed									
Stabilization Arrangements		9750	0.00	0.00	0.00	0.00	0.00	0.00	0.0%
Other Commitments		9760	0.00	0.00	0.00	33,971,752.00	0.00	33,971,752.00	New
Earmarked for projected salary increase (Salary Schedule Collapse) 0 OEA Salary Schedule Tools - for 5-15-23 Board Approved 6.28.23 UNRESTRICTED+ \$2M Previously Reserved for Reparations for Black Students (Formerly in Res 0041) now used for 5 TOSA's x 3 Years, Common Good MOU Board Approved 6.14.23	0000	9760			0.00	26,776,720.00		26,776,720.00	
Contribution increase for Resource 6500 for OEA Settlement Agreement. OEA Salary Schedule Tools TA 5-15-23. Board Approved 6.28.23 Restricted Resource	0000	9760			0.00	7,195,032.00		7,195,032.00	
d) Assigned									
Other Assignments		9780	14,056,760.97	0.00	14,056,760.97	11,180,840.40	0.00	11,180,840.40	-20.5%
Resource 0041 AB1840 Remaining Balance	0000	9780	10,008,000.00		10,008,000.00			0.00	
Stale Dated Warrants Est Res 9960	0000	9780	548,760.97		548,760.97			0.00	
Resource 0040 Enrollment Stabilization 1 year Remaining	0000	9780	1,500,000.00		1,500,000.00			0.00	
Reparations for Black Students Reserve	0000	9780	2,000,000.00		2,000,000.00			0.00	
Resource 0041 AB1840 @ 6.30.23	0000	9780			0.00	10,008,000.00		10,008,000.00	
Stale Dated Warrants @ 6.30.23	0000	9780			0.00	548,760.97		548,760.97	
Enrollment Stabilization Remaining Balance @6.30.23	0000	9780			0.00	624,079.43		624,079.43	
e) Unassigned/Unappropriated									

Unaudited Actuals
General Fund
Unrestricted and Restricted
Expenditures by Object

Description	Resource Codes	Object Codes	2022-23 Unaudited Actuals			2023-24 Budget			% Diff Column C & F
			Unrestricted (A)	Restricted (B)	Total Fund col. A + B (C)	Unrestricted (D)	Restricted (E)	Total Fund col. D + E (F)	
Reserve for Economic Uncertainties		9789	22,615,318.20	0.00	22,615,318.20	24,084,540.00	0.00	24,084,540.00	6.5%
Unassigned/Unappropriated Amount		9790	81,165,223.25	0.00	81,165,223.25	84,062,023.01	0.00	84,062,023.01	3.6%
G. ASSETS									
1) Cash									
a) in County Treasury		9110	163,535,859.71	185,825,579.58	349,361,439.29				
1) Fair Value Adjustment to Cash in County Treasury		9111	(8,387,342.00)	0.00	(8,387,342.00)				
b) in Banks		9120	4,347,498.85	931,396.74	5,278,895.59				
c) in Revolving Cash Account		9130	150,007.00	0.00	150,007.00				
d) with Fiscal Agent/Trustee		9135	0.00	0.00	0.00				
e) Collections Awaiting Deposit		9140	0.00	5,183,287.13	5,183,287.13				
2) Investments		9150	0.00	0.00	0.00				
3) Accounts Receivable		9200	12,188,010.22	3,733,204.28	15,921,214.50				
4) Due from Grantor Government		9290	2,058,455.17	41,439,726.51	43,498,181.68				
5) Due from Other Funds		9310	290,783.91	5,928.54	296,712.45				
6) Stores		9320	0.00	0.00	0.00				
7) Prepaid Expenditures		9330	366,394.99	27,000.00	393,394.99				
8) Other Current Assets		9340	0.00	71,320.72	71,320.72				
9) Lease Receivable		9380	0.00	0.00	0.00				
10) TOTAL, ASSETS			174,549,667.85	237,217,443.50	411,767,111.35				
H. DEFERRED OUTFLOWS OF RESOURCES									
1) Deferred Outflows of Resources		9490	0.00	0.00	0.00				
2) TOTAL, DEFERRED OUTFLOWS			0.00	0.00	0.00				
I. LIABILITIES									
1) Accounts Payable		9500	45,815,134.87	47,575,272.09	93,390,406.96				
2) Due to Grantor Governments		9590	9,025,355.00	0.00	9,025,355.00				
3) Due to Other Funds		9610	1,355,473.57	1,859,659.00	3,215,132.57				
4) Current Loans		9640	0.00	0.00	0.00				
5) Unearned Revenue		9650	0.00	23,006,672.57	23,006,672.57				
6) TOTAL, LIABILITIES			56,195,963.44	72,441,603.66	128,637,567.10				
J. DEFERRED INFLOWS OF RESOURCES									
1) Deferred Inflows of Resources		9690	0.00	0.00	0.00				
2) TOTAL, DEFERRED INFLOWS			0.00	0.00	0.00				
K. FUND EQUITY									
Ending Fund Balance, June 30									

Unaudited Actuals
General Fund
Unrestricted and Restricted
Expenditures by Object

Description	Resource Codes	Object Codes	2022-23 Unaudited Actuals			2023-24 Budget			% Diff Column C & F
			Unrestricted (A)	Restricted (B)	Total Fund col. A + B (C)	Unrestricted (D)	Restricted (E)	Total Fund col. D + E (F)	
(must agree with line F2) (G10 + H2) - (I6 + J2)			118,353,704.41	164,775,839.84	283,129,544.25				
LCFF SOURCES									
Principal Apportionment									
State Aid - Current Year		8011	270,333,932.00	0.00	270,333,932.00	270,260,103.00	0.00	270,260,103.00	0.0%
Education Protection Account State Aid - Current Year		8012	27,760,196.00	0.00	27,760,196.00	73,081,197.00	0.00	73,081,197.00	163.3%
State Aid - Prior Years		8019	816,646.00	0.00	816,646.00	0.00	0.00	0.00	-100.0%
Tax Relief Subventions									
Homeowners' Exemptions		8021	687,247.77	0.00	687,247.77	674,324.00	0.00	674,324.00	-1.9%
Timber Yield Tax		8022	0.00	0.00	0.00	0.00	0.00	0.00	0.0%
Other Subventions/In-Lieu Taxes		8029	2,289,217.09	0.00	2,289,217.09	2,285,501.00	0.00	2,285,501.00	-0.2%
County & District Taxes									
Secured Roll Taxes		8041	90,954,409.93	0.00	90,954,409.93	88,975,361.00	0.00	88,975,361.00	-2.2%
Unsecured Roll Taxes		8042	6,750,438.73	0.00	6,750,438.73	9,549,840.00	0.00	9,549,840.00	41.5%
Prior Years' Taxes		8043	(640,644.11)	0.00	(640,644.11)	(206,222.00)	0.00	(206,222.00)	-67.8%
Supplemental Taxes		8044	4,192,312.36	0.00	4,192,312.36	2,465,763.00	0.00	2,465,763.00	-41.2%
Education Revenue Augmentation Fund (ERAF)		8045	49,617,073.11	0.00	49,617,073.11	50,086,639.00	0.00	50,086,639.00	0.9%
Community Redevelopment Funds (SB 617/699/1992)		8047	49,560,664.56	0.00	49,560,664.56	31,181,773.00	0.00	31,181,773.00	-37.1%
Penalties and Interest from Delinquent Taxes		8048	0.00	0.00	0.00	0.00	0.00	0.00	0.0%
Miscellaneous Funds (EC 41604)									
Royalties and Bonuses		8081	0.00	0.00	0.00	0.00	0.00	0.00	0.0%
Other In-Lieu Taxes		8082	0.00	0.00	0.00	0.00	0.00	0.00	0.0%
Less: Non-LCFF (50%) Adjustment		8089	0.00	0.00	0.00	0.00	0.00	0.00	0.0%
Subtotal, LCFF Sources			502,321,493.44	0.00	502,321,493.44	528,354,279.00	0.00	528,354,279.00	5.2%
LCFF Transfers									
Unrestricted LCFF Transfers - Current Year	0000	8091	0.00		0.00	0.00		0.00	0.0%
All Other LCFF Transfers - Current Year	All Other	8091	0.00	0.00	0.00	0.00	0.00	0.00	0.0%
Transfers to Charter Schools in Lieu of Property Taxes		8096	(42,168,746.00)	0.00	(42,168,746.00)	(42,307,482.00)	0.00	(42,307,482.00)	0.3%
Property Taxes Transfers		8097	0.00	4,029,568.00	4,029,568.00	0.00	3,580,861.00	3,580,861.00	-11.1%
LCFF/Revenue Limit Transfers - Prior Years		8099	0.00	0.00	0.00	0.00	0.00	0.00	0.0%
TOTAL, LCFF SOURCES			460,152,747.44	4,029,568.00	464,182,315.44	486,046,797.00	3,580,861.00	489,627,658.00	5.5%
FEDERAL REVENUE									
Maintenance and Operations		8110	0.00	0.00	0.00	0.00	0.00	0.00	0.0%
Special Education Entitlement		8181	0.00	9,429,602.96	9,429,602.96	0.00	8,783,287.00	8,783,287.00	-6.9%

Unaudited Actuals
General Fund
Unrestricted and Restricted
Expenditures by Object

Description	Resource Codes	Object Codes	2022-23 Unaudited Actuals			2023-24 Budget			% Diff Column C & F
			Unrestricted (A)	Restricted (B)	Total Fund col. A + B (C)	Unrestricted (D)	Restricted (E)	Total Fund col. D + E (F)	
Special Education Discretionary Grants		8182	0.00	2,835,687.00	2,835,687.00	0.00	878,005.00	878,005.00	-69.0%
Child Nutrition Programs		8220	0.00	0.00	0.00	0.00	0.00	0.00	0.0%
Donated Food Commodities		8221	0.00	0.00	0.00	0.00	0.00	0.00	0.0%
Forest Reserve Funds		8260	0.00	0.00	0.00	0.00	0.00	0.00	0.0%
Flood Control Funds		8270	0.00	0.00	0.00	0.00	0.00	0.00	0.0%
Wildlife Reserve Funds		8280	0.00	0.00	0.00	0.00	0.00	0.00	0.0%
FEMA		8281	0.00	0.00	0.00	0.00	0.00	0.00	0.0%
Interagency Contracts Between LEAs		8285	0.00	0.00	0.00	0.00	0.00	0.00	0.0%
Pass-Through Revenues from Federal Sources		8287	0.00	0.00	0.00	0.00	0.00	0.00	0.0%
Title I, Part A, Basic	3010	8290		20,668,218.94	20,668,218.94		20,351,297.00	20,351,297.00	-1.5%
Title I, Part D, Local Delinquent Programs	3025	8290		0.00	0.00		0.00	0.00	0.0%
Title II, Part A, Supporting Effective Instruction	4035	8290		2,033,351.68	2,033,351.68		1,493,055.00	1,493,055.00	-26.6%
Title III, Part A, Immigrant Student Program	4201	8290		0.00	0.00		0.00	0.00	0.0%
Title III, Part A, English Learner Program	4203	8290		1,323,937.14	1,323,937.14		1,950,512.00	1,950,512.00	47.3%
Public Charter Schools Grant Program (PCSGP)	4610	8290		0.00	0.00		0.00	0.00	0.0%
Other NCLB / Every Student Succeeds Act	3040, 3060, 3061, 3110, 3150, 3155, 3180, 3182, 4037, 4123, 4124, 4126, 4127, 4128, 5630	8290		8,938,763.70	8,938,763.70		10,000,473.00	10,000,473.00	11.9%
Career and Technical Education	3500-3599	8290		514,528.00	514,528.00		514,528.00	514,528.00	0.0%
All Other Federal Revenue	All Other	8290	0.00	72,721,078.08	72,721,078.08	0.00	65,865,454.00	65,865,454.00	-9.4%
TOTAL, FEDERAL REVENUE			0.00	118,465,167.50	118,465,167.50	0.00	109,836,611.00	109,836,611.00	-7.3%
OTHER STATE REVENUE									
Other State Apportionments									
ROC/P Entitlement									
Prior Years	6360	8319		0.00	0.00		0.00	0.00	0.0%
Special Education Master Plan									
Current Year	6500	8311		26,591,735.00	26,591,735.00		29,620,062.00	29,620,062.00	11.4%
Prior Years	6500	8319		(1,002,290.00)	(1,002,290.00)		0.00	0.00	-100.0%
All Other State Apportionments - Current Year	All Other	8311	0.00	0.00	0.00	0.00	0.00	0.00	0.0%
All Other State Apportionments - Prior Years	All Other	8319	0.00	0.00	0.00	0.00	0.00	0.00	0.0%
Child Nutrition Programs		8520	0.00	3,149,104.00	3,149,104.00	0.00	0.00	0.00	-100.0%
Mandated Costs Reimbursements		8550	1,285,742.00	0.00	1,285,742.00	1,285,742.00	0.00	1,285,742.00	0.0%
Lottery - Unrestricted and Instructional Materials		8560	6,047,755.93	3,112,527.76	9,160,283.69	5,635,842.00	2,687,397.00	8,323,239.00	-9.1%
Tax Relief Subventions									

Unaudited Actuals
General Fund
Unrestricted and Restricted
Expenditures by Object

Description	Resource Codes	Object Codes	2022-23 Unaudited Actuals			2023-24 Budget			% Diff Column C & F
			Unrestricted (A)	Restricted (B)	Total Fund col. A + B (C)	Unrestricted (D)	Restricted (E)	Total Fund col. D + E (F)	
Restricted Levies - Other									
Homeowners' Exemptions		8575	0.00	0.00	0.00	0.00	0.00	0.00	0.0%
Other Subventions/In-Lieu Taxes		8576	0.00	0.00	0.00	0.00	0.00	0.00	0.0%
Pass-Through Revenues from									
State Sources		8587	0.00	0.00	0.00	0.00	0.00	0.00	0.0%
After School Education and Safety (ASES)	6010	8590		8,639,496.08	8,639,496.08		9,540,181.00	9,540,181.00	10.4%
Charter School Facility Grant	6030	8590		0.00	0.00		0.00	0.00	0.0%
Drug/Alcohol/Tobacco Funds	6650, 6690, 6695	8590		399,742.00	399,742.00		288,557.00	288,557.00	-27.8%
California Clean Energy Jobs Act	6230	8590		0.00	0.00		0.00	0.00	0.0%
Career Technical Education Incentive Grant Program	6387	8590		907,111.35	907,111.35		2,918,212.00	2,918,212.00	221.7%
American Indian Early Childhood Education	7210	8590		0.00	0.00		0.00	0.00	0.0%
Specialized Secondary	7370	8590		210,972.35	210,972.35		0.00	0.00	-100.0%
All Other State Revenue	All Other	8590	137,979.00	161,264,451.12	161,402,430.12	64,000.00	70,382,826.00	70,446,826.00	-56.4%
TOTAL, OTHER STATE REVENUE			7,471,476.93	203,272,849.66	210,744,326.59	6,985,584.00	115,437,235.00	122,422,819.00	-41.9%
OTHER LOCAL REVENUE									
Other Local Revenue									
County and District Taxes									
Other Restricted Levies									
Secured Roll		8615	0.00	0.00	0.00	0.00	0.00	0.00	0.0%
Unsecured Roll		8616	0.00	0.00	0.00	0.00	0.00	0.00	0.0%
Prior Years' Taxes		8617	0.00	0.00	0.00	0.00	0.00	0.00	0.0%
Supplemental Taxes		8618	0.00	0.00	0.00	0.00	0.00	0.00	0.0%
Non-Ad Valorem Taxes									
Parcel Taxes		8621	0.00	44,251,410.31	44,251,410.31	0.00	44,800,582.00	44,800,582.00	1.2%
Other		8622	0.00	0.00	0.00	0.00	0.00	0.00	0.0%
Community Redevelopment Funds Not Subject to LCFF Deduction		8625	0.00	19,478,647.57	19,478,647.57	0.00	15,800,000.00	15,800,000.00	-18.9%
Penalties and Interest from Delinquent Non-LCFF Taxes		8629	0.00	0.00	0.00	0.00	0.00	0.00	0.0%
Sales									
Sale of Equipment/Supplies		8631	0.00	0.00	0.00	0.00	0.00	0.00	0.0%
Sale of Publications		8632	0.00	0.00	0.00	0.00	0.00	0.00	0.0%
Food Service Sales		8634	0.00	0.00	0.00	0.00	0.00	0.00	0.0%
All Other Sales		8639	0.00	0.00	0.00	0.00	0.00	0.00	0.0%
Leases and Rentals		8650	3,401,501.53	0.00	3,401,501.53	2,392,992.00	0.00	2,392,992.00	-29.6%

Unaudited Actuals
General Fund
Unrestricted and Restricted
Expenditures by Object

Description	Resource Codes	Object Codes	2022-23 Unaudited Actuals			2023-24 Budget			% Diff Column C & F
			Unrestricted (A)	Restricted (B)	Total Fund col. A + B (C)	Unrestricted (D)	Restricted (E)	Total Fund col. D + E (F)	
Interest		8660	4,186,182.90	1.43	4,186,184.33	2,000,000.00	100.00	2,000,100.00	-52.2%
Net Increase (Decrease) in the Fair Value of Investments		8662	(4,719,015.30)	0.00	(4,719,015.30)	0.00	0.00	0.00	-100.0%
Fees and Contracts									
Adult Education Fees		8671	0.00	0.00	0.00	0.00	0.00	0.00	0.0%
Non-Resident Students		8672	0.00	0.00	0.00	0.00	0.00	0.00	0.0%
Transportation Fees From Individuals		8675	0.00	0.00	0.00	0.00	0.00	0.00	0.0%
Interagency Services		8677	1,389,062.00	0.00	1,389,062.00	1,300,000.00	0.00	1,300,000.00	-6.4%
Mitigation/Developer Fees		8681	0.00	0.00	0.00	0.00	0.00	0.00	0.0%
All Other Fees and Contracts		8689	0.00	27,237.33	27,237.33	0.00	0.00	0.00	-100.0%
Other Local Revenue									
Plus: Miscellaneous Funds Non-LCFF (50 Percent) Adjustment		8691	0.00	0.00	0.00	0.00	0.00	0.00	0.0%
Pass-Through Revenue from Local Sources		8697	0.00	0.00	0.00	0.00	0.00	0.00	0.0%
All Other Local Revenue		8699	1,754,575.02	18,309,157.07	20,063,732.09	1,900,938.00	18,901,716.00	20,802,654.00	3.7%
Tuition		8710	0.00	0.00	0.00	0.00	0.00	0.00	0.0%
All Other Transfers In		8781-8783	0.00	0.00	0.00	0.00	0.00	0.00	0.0%
Transfers of Apportionments									
Special Education SELPA Transfers									
From Districts or Charter Schools	6500	8791		0.00	0.00		0.00	0.00	0.0%
From County Offices	6500	8792		0.00	0.00		0.00	0.00	0.0%
From JPAs	6500	8793		0.00	0.00		0.00	0.00	0.0%
ROC/P Transfers									
From Districts or Charter Schools	6360	8791		0.00	0.00		0.00	0.00	0.0%
From County Offices	6360	8792		0.00	0.00		0.00	0.00	0.0%
From JPAs	6360	8793		0.00	0.00		0.00	0.00	0.0%
Other Transfers of Apportionments									
From Districts or Charter Schools	All Other	8791	0.00	0.00	0.00	0.00	0.00	0.00	0.0%
From County Offices	All Other	8792	0.00	0.00	0.00	0.00	0.00	0.00	0.0%
From JPAs	All Other	8793	0.00	0.00	0.00	0.00	0.00	0.00	0.0%
All Other Transfers In from All Others		8799	0.00	0.00	0.00	0.00	0.00	0.00	0.0%
TOTAL, OTHER LOCAL REVENUE			6,012,306.15	82,066,453.71	88,078,759.86	7,593,930.00	79,502,398.00	87,096,328.00	-1.1%
TOTAL, REVENUES			473,636,530.52	407,834,038.87	881,470,569.39	500,626,311.00	308,357,105.00	808,983,416.00	-8.2%
CERTIFICATED SALARIES									
Certificated Teachers' Salaries		1100	126,046,785.57	85,882,233.42	211,929,018.99	119,035,400.00	67,531,491.00	186,566,891.00	-12.0%
Certificated Pupil Support Salaries		1200	5,587,629.55	13,931,420.69	19,519,050.24	6,169,765.00	16,098,121.00	22,267,886.00	14.1%

Unaudited Actuals
General Fund
Unrestricted and Restricted
Expenditures by Object

Description	Resource Codes	Object Codes	2022-23 Unaudited Actuals			2023-24 Budget			% Diff Column C & F
			Unrestricted (A)	Restricted (B)	Total Fund col. A + B (C)	Unrestricted (D)	Restricted (E)	Total Fund col. D + E (F)	
Certificated Supervisors' and Administrators' Salaries		1300	21,240,578.25	4,144,925.23	25,385,503.48	21,217,611.00	3,863,370.00	25,080,981.00	-1.2%
Other Certificated Salaries		1900	27,532.79	178,078.79	205,611.58	127,503.00	191,801.00	319,304.00	55.3%
TOTAL, CERTIFICATED SALARIES			152,902,526.16	104,136,658.13	257,039,184.29	146,550,279.00	87,684,783.00	234,235,062.00	-8.9%
CLASSIFIED SALARIES									
Classified Instructional Salaries		2100	73,074.88	19,188,357.91	19,261,432.79	74,016.00	19,309,581.00	19,383,597.00	0.6%
Classified Support Salaries		2200	18,890,554.12	19,176,504.87	38,067,058.99	19,598,373.00	20,031,315.00	39,629,688.00	4.1%
Classified Supervisors' and Administrators' Salaries		2300	19,252,274.80	15,572,701.74	34,824,976.54	20,550,750.00	16,962,622.00	37,513,372.00	7.7%
Clerical, Technical and Office Salaries		2400	14,580,825.88	7,910,110.75	22,490,936.63	14,253,247.00	8,527,742.00	22,780,989.00	1.3%
Other Classified Salaries		2900	1,089,919.72	484,997.93	1,574,917.65	1,167,106.00	408,552.00	1,575,658.00	0.0%
TOTAL, CLASSIFIED SALARIES			53,886,649.40	62,332,673.20	116,219,322.60	55,643,492.00	65,239,812.00	120,883,304.00	4.0%
EMPLOYEE BENEFITS									
STRS		3101-3102	27,603,445.73	37,719,638.57	65,323,084.30	27,658,645.00	38,191,304.00	65,849,949.00	0.8%
PERS		3201-3202	12,072,687.03	14,180,999.52	26,253,686.55	14,054,936.00	17,358,718.00	31,413,654.00	19.7%
OASDI/Medicare/Alternative		3301-3302	6,363,938.23	6,452,977.69	12,816,915.92	6,929,856.00	6,979,346.00	13,909,202.00	8.5%
Health and Welfare Benefits		3401-3402	40,063,000.36	28,265,258.78	68,328,259.14	46,896,337.00	35,702,859.00	82,599,196.00	20.9%
Unemployment Insurance		3501-3502	1,705,041.30	1,165,628.45	2,870,669.75	1,772,542.00	1,309,004.00	3,081,546.00	7.3%
Workers' Compensation		3601-3602	7,417,542.81	5,969,685.69	13,387,228.50	7,249,686.00	5,486,707.00	12,736,393.00	-4.9%
OPEB, Allocated		3701-3702	0.00	0.00	0.00	528,249.00	1,932.00	530,181.00	New
OPEB, Active Employees		3751-3752	0.00	0.00	0.00	0.00	0.00	0.00	0.0%
Other Employee Benefits		3901-3902	1,514,173.15	1,347,174.80	2,861,347.95	1,438,335.00	1,327,993.00	2,766,328.00	-3.3%
TOTAL, EMPLOYEE BENEFITS			96,739,828.61	95,101,363.50	191,841,192.11	106,528,586.00	106,357,863.00	212,886,449.00	11.0%
BOOKS AND SUPPLIES									
Approved Textbooks and Core Curricula Materials		4100	2,392,059.21	2,649,874.65	5,041,933.86	583,465.00	2,479,002.00	3,062,467.00	-39.3%
Books and Other Reference Materials		4200	193,019.07	1,294,627.61	1,487,646.68	69,726.00	511,019.00	580,745.00	-61.0%
Materials and Supplies		4300	4,710,977.33	8,116,965.59	12,827,942.92	18,857,273.00	26,992,061.00	45,849,334.00	257.4%
Noncapitalized Equipment		4400	1,081,220.16	5,781,202.53	6,862,422.69	10,413,263.00	17,222,924.00	27,636,187.00	302.7%
Food		4700	0.00	0.00	0.00	0.00	0.00	0.00	0.0%
TOTAL, BOOKS AND SUPPLIES			8,377,275.77	17,842,670.38	26,219,946.15	29,923,727.00	47,205,006.00	77,128,733.00	194.2%
SERVICES AND OTHER OPERATING EXPENDITURES									
Subagreements for Services		5100	0.00	21,623,639.13	21,623,639.13	0.00	23,985,995.00	23,985,995.00	10.9%
Travel and Conferences		5200	299,130.39	865,873.34	1,165,003.73	976,300.00	523,615.00	1,499,915.00	28.7%
Dues and Memberships		5300	540,672.51	244,880.73	785,553.24	239,670.00	65,549.00	305,219.00	-61.1%
Insurance		5400 - 5450	0.00	0.00	0.00	0.00	0.00	0.00	0.0%
Operations and Housekeeping Services		5500	6,277,501.18	7,210,654.41	13,488,155.59	5,231,294.00	7,213,334.00	12,444,628.00	-7.7%

Unaudited Actuals
General Fund
Unrestricted and Restricted
Expenditures by Object

Description	Resource Codes	Object Codes	2022-23 Unaudited Actuals			2023-24 Budget			% Diff Column C & F
			Unrestricted (A)	Restricted (B)	Total Fund col. A + B (C)	Unrestricted (D)	Restricted (E)	Total Fund col. D + E (F)	
Rentals, Leases, Repairs, and Noncapitalized Improvements		5600	1,316,031.86	5,472,948.73	6,788,980.59	930,406.00	10,993,240.00	11,923,646.00	75.6%
Transfers of Direct Costs		5710	(5,845,005.45)	5,845,005.45	0.00	(14,581,327.00)	14,581,327.00	0.00	0.0%
Transfers of Direct Costs - Interfund		5750	(907,764.77)	776,801.43	(130,963.34)	(1,110,079.00)	499,788.00	(610,291.00)	366.0%
Professional/Consulting Services and Operating Expenditures		5800	35,591,434.85	61,133,706.61	96,725,141.46	31,338,303.00	62,296,812.00	93,635,115.00	-3.2%
Communications		5900	2,595,467.63	14,068.01	2,609,535.64	2,863,572.00	33,970.00	2,897,542.00	11.0%
TOTAL, SERVICES AND OTHER OPERATING EXPENDITURES			39,867,468.20	103,187,577.84	143,055,046.04	25,888,139.00	120,193,630.00	146,081,769.00	2.1%
CAPITAL OUTLAY									
Land		6100	0.00	0.00	0.00	0.00	0.00	0.00	0.0%
Land Improvements		6170	0.00	0.00	0.00	0.00	0.00	0.00	0.0%
Buildings and Improvements of Buildings		6200	640,259.39	50,378.80	690,638.19	68,204.00	600,000.00	668,204.00	-3.2%
Books and Media for New School Libraries or Major Expansion of School Libraries		6300	0.00	0.00	0.00	0.00	0.00	0.00	0.0%
Equipment		6400	577,953.48	1,252,603.40	1,830,556.88	198,312.00	3,114,073.00	3,312,385.00	80.9%
Equipment Replacement		6500	0.00	0.00	0.00	0.00	0.00	0.00	0.0%
Lease Assets		6600	0.00	0.00	0.00	0.00	0.00	0.00	0.0%
Subscription Assets		6700	0.00	0.00	0.00	0.00	0.00	0.00	0.0%
TOTAL, CAPITAL OUTLAY			1,218,212.87	1,302,982.20	2,521,195.07	266,516.00	3,714,073.00	3,980,589.00	57.9%
OTHER OUTGO (excluding Transfers of Indirect Costs)									
Tuition									
Tuition for Instruction Under Interdistrict									
Attendance Agreements		7110	0.00	0.00	0.00	0.00	0.00	0.00	0.0%
State Special Schools		7130	59,043.00	0.00	59,043.00	0.00	0.00	0.00	-100.0%
Tuition, Excess Costs, and/or Deficit Payments									
Payments to Districts or Charter Schools		7141	0.00	0.00	0.00	0.00	0.00	0.00	0.0%
Payments to County Offices		7142	(781.00)	0.00	(781.00)	20,796.00	0.00	20,796.00	-2,762.7%
Payments to JPAs		7143	0.00	0.00	0.00	0.00	0.00	0.00	0.0%
Transfers of Pass-Through Revenues									
To Districts or Charter Schools		7211	0.00	0.00	0.00	0.00	0.00	0.00	0.0%
To County Offices		7212	0.00	0.00	0.00	0.00	0.00	0.00	0.0%
To JPAs		7213	0.00	0.00	0.00	0.00	0.00	0.00	0.0%
Special Education SELPA Transfers of Apportionments									
To Districts or Charter Schools	6500	7221		0.00	0.00		0.00	0.00	0.0%
To County Offices	6500	7222		0.00	0.00		0.00	0.00	0.0%

Unaudited Actuals
General Fund
Unrestricted and Restricted
Expenditures by Object

Description	Resource Codes	Object Codes	2022-23 Unaudited Actuals			2023-24 Budget			% Diff Column C & F
			Unrestricted (A)	Restricted (B)	Total Fund col. A + B (C)	Unrestricted (D)	Restricted (E)	Total Fund col. D + E (F)	
To JPAs	6500	7223		0.00	0.00		0.00	0.00	0.0%
ROC/P Transfers of Apportionments									
To Districts or Charter Schools	6360	7221		0.00	0.00		0.00	0.00	0.0%
To County Offices	6360	7222		0.00	0.00		0.00	0.00	0.0%
To JPAs	6360	7223		0.00	0.00		0.00	0.00	0.0%
Other Transfers of Apportionments	All Other	7221-7223	0.00	0.00	0.00	0.00	0.00	0.00	0.0%
All Other Transfers		7281-7283	0.00	5,899,663.13	5,899,663.13	0.00	6,873,063.00	6,873,063.00	16.5%
All Other Transfers Out to All Others		7299	0.00	0.00	0.00	0.00	0.00	0.00	0.0%
Debt Service									
Debt Service - Interest		7438	194,670.19	0.00	194,670.19	107,883.00	0.00	107,883.00	-44.6%
Other Debt Service - Principal		7439	5,774,874.00	0.00	5,774,874.00	1,987,020.00	0.00	1,987,020.00	-65.6%
TOTAL, OTHER OUTGO (excluding Transfers of Indirect Costs)			6,027,806.19	5,899,663.13	11,927,469.32	2,115,699.00	6,873,063.00	8,988,762.00	-24.6%
OTHER OUTGO - TRANSFERS OF INDIRECT COSTS									
Transfers of Indirect Costs		7310	(6,414,320.37)	6,414,320.37	0.00	(6,883,524.00)	6,883,524.00	0.00	0.0%
Transfers of Indirect Costs - Interfund		7350	(879,011.71)	0.00	(879,011.71)	(1,366,676.00)	0.00	(1,366,676.00)	55.5%
TOTAL, OTHER OUTGO - TRANSFERS OF INDIRECT COSTS			(7,293,332.08)	6,414,320.37	(879,011.71)	(8,250,200.00)	6,883,524.00	(1,366,676.00)	55.5%
TOTAL, EXPENDITURES			351,726,435.12	396,217,908.75	747,944,343.87	358,666,238.00	444,151,754.00	802,817,992.00	7.3%
INTERFUND TRANSFERS									
INTERFUND TRANSFERS IN									
From: Special Reserve Fund		8912	0.00	0.00	0.00	0.00	0.00	0.00	0.0%
From: Bond Interest and Redemption Fund		8914	0.00	0.00	0.00	0.00	0.00	0.00	0.0%
Other Authorized Interfund Transfers In		8919	0.00	0.00	0.00	0.00	0.00	0.00	0.0%
(a) TOTAL, INTERFUND TRANSFERS IN			0.00	0.00	0.00	0.00	0.00	0.00	0.0%
INTERFUND TRANSFERS OUT									
To: Child Development Fund		7611	0.00	0.00	0.00	0.00	0.00	0.00	0.0%
To: Special Reserve Fund		7612	2,900,000.00	0.00	2,900,000.00	0.00	0.00	0.00	-100.0%
To: State School Building Fund/County School Facilities Fund		7613	0.00	0.00	0.00	0.00	0.00	0.00	0.0%
To: Cafeteria Fund		7616	0.00	0.00	0.00	0.00	0.00	0.00	0.0%
Other Authorized Interfund Transfers Out		7619	3,000,000.00	0.00	3,000,000.00	3,000,000.00	0.00	3,000,000.00	0.0%
(b) TOTAL, INTERFUND TRANSFERS OUT			5,900,000.00	0.00	5,900,000.00	3,000,000.00	0.00	3,000,000.00	-49.2%
OTHER SOURCES/USES									
SOURCES									
State Apportionments									

Unaudited Actuals
General Fund
Unrestricted and Restricted
Expenditures by Object

Description	Resource Codes	Object Codes	2022-23 Unaudited Actuals			2023-24 Budget			% Diff Column C & F
			Unrestricted (A)	Restricted (B)	Total Fund col. A + B (C)	Unrestricted (D)	Restricted (E)	Total Fund col. D + E (F)	
Emergency Apportionments		8931	0.00	0.00	0.00	0.00	0.00	0.00	0.0%
Proceeds									
Proceeds from Disposal of Capital Assets		8953	403.93	0.00	403.93	0.00	0.00	0.00	-100.0%
Other Sources									
Transfers from Funds of Lapsed/Reorganized LEAs		8965	0.00	0.00	0.00	0.00	0.00	0.00	0.0%
Long-Term Debt Proceeds									
Proceeds from Certificates of Participation		8971	0.00	0.00	0.00	0.00	0.00	0.00	0.0%
Proceeds from Leases		8972	0.00	0.00	0.00	0.00	0.00	0.00	0.0%
Proceeds from Lease Revenue Bonds		8973	0.00	0.00	0.00	0.00	0.00	0.00	0.0%
Proceeds from SBITAs		8974	0.00	0.00	0.00	0.00	0.00	0.00	0.0%
All Other Financing Sources		8979	0.00	0.00	0.00	0.00	0.00	0.00	0.0%
(c) TOTAL, SOURCES			403.93	0.00	403.93	0.00	0.00	0.00	-100.0%
USES									
Transfers of Funds from Lapsed/Reorganized LEAs		7651	0.00	0.00	0.00	0.00	0.00	0.00	0.0%
All Other Financing Uses		7699	0.00	0.00	0.00	0.00	0.00	0.00	0.0%
(d) TOTAL, USES			0.00	0.00	0.00	0.00	0.00	0.00	0.0%
CONTRIBUTIONS									
Contributions from Unrestricted Revenues		8980	(85,640,934.21)	85,640,934.21	0.00	(103,864,622.00)	103,864,622.00	0.00	0.0%
Contributions from Restricted Revenues		8990	(1,774.09)	1,774.09	0.00	0.00	0.00	0.00	0.0%
(e) TOTAL, CONTRIBUTIONS			(85,642,708.30)	85,642,708.30	0.00	(103,864,622.00)	103,864,622.00	0.00	0.0%
TOTAL, OTHER FINANCING SOURCES/USES (a- b + c - d + e)			(91,542,304.37)	85,642,708.30	(5,899,596.07)	(106,864,622.00)	103,864,622.00	(3,000,000.00)	-49.1%

Unaudited Actuals
General Fund
Unrestricted and Restricted
Expenditures by Function

Description	Function Codes	Object Codes	2022-23 Unaudited Actuals			2023-24 Budget			% Diff Column C & F
			Unrestricted (A)	Restricted (B)	Total Fund col. A + B (C)	Unrestricted (D)	Restricted (E)	Total Fund col. D + E (F)	
A. REVENUES									
1) LCFF Sources		8010-8099	460,152,747.44	4,029,568.00	464,182,315.44	486,046,797.00	3,580,861.00	489,627,658.00	5.5%
2) Federal Revenue		8100-8299	0.00	118,465,167.50	118,465,167.50	0.00	109,836,611.00	109,836,611.00	-7.3%
3) Other State Revenue		8300-8599	7,471,476.93	203,272,849.66	210,744,326.59	6,985,584.00	115,437,235.00	122,422,819.00	-41.9%
4) Other Local Revenue		8600-8799	6,012,306.15	82,066,453.71	88,078,759.86	7,593,930.00	79,502,398.00	87,096,328.00	-1.1%
5) TOTAL, REVENUES			473,636,530.52	407,834,038.87	881,470,569.39	500,626,311.00	308,357,105.00	808,983,416.00	-8.2%
B. EXPENDITURES (Objects 1000-7999)									
1) Instruction	1000-1999		190,809,744.57	241,815,901.03	432,625,645.60	196,832,729.00	245,602,785.00	442,435,514.00	2.3%
2) Instruction - Related Services	2000-2999		70,333,120.24	62,931,759.63	133,264,879.87	77,718,858.00	70,239,746.00	147,958,604.00	11.0%
3) Pupil Services	3000-3999		25,683,723.20	22,742,184.90	48,425,908.10	28,630,464.00	28,380,732.00	57,011,196.00	17.7%
4) Ancillary Services	4000-4999		674,470.06	16,055,731.97	16,730,202.03	10,000.00	16,215,497.00	16,225,497.00	-3.0%
5) Community Services	5000-5999		404,192.58	0.00	404,192.58	0.00	0.00	0.00	-100.0%
6) Enterprise	6000-6999		0.00	0.00	0.00	0.00	0.00	0.00	0.0%
7) General Administration	7000-7999		26,006,066.82	13,855,435.58	39,861,502.40	23,334,487.00	35,457,727.00	58,792,214.00	47.5%
8) Plant Services	8000-8999		31,787,311.46	32,917,232.51	64,704,543.97	30,024,001.00	41,382,204.00	71,406,205.00	10.4%
9) Other Outgo	9000-9999	Except 7600-7699	6,027,806.19	5,899,663.13	11,927,469.32	2,115,699.00	6,873,063.00	8,988,762.00	-24.6%
10) TOTAL, EXPENDITURES			351,726,435.12	396,217,908.75	747,944,343.87	358,666,238.00	444,151,754.00	802,817,992.00	7.3%
C. EXCESS (DEFICIENCY) OF REVENUES OVER EXPENDITURES BEFORE OTHER FINANCING SOURCES AND USES (A5 - B10)			121,910,095.40	11,616,130.12	133,526,225.52	141,960,073.00	(135,794,649.00)	6,165,424.00	-95.4%
D. OTHER FINANCING SOURCES/USES									
1) Interfund Transfers									
a) Transfers In		8900-8929	0.00	0.00	0.00	0.00	0.00	0.00	0.0%
b) Transfers Out		7600-7629	5,900,000.00	0.00	5,900,000.00	3,000,000.00	0.00	3,000,000.00	-49.2%
2) Other Sources/Uses									
a) Sources		8930-8979	403.93	0.00	403.93	0.00	0.00	0.00	-100.0%
b) Uses		7630-7699	0.00	0.00	0.00	0.00	0.00	0.00	0.0%
3) Contributions		8980-8999	(85,642,708.30)	85,642,708.30	0.00	(103,864,622.00)	103,864,622.00	0.00	0.0%
4) TOTAL, OTHER FINANCING SOURCES/USES			(91,542,304.37)	85,642,708.30	(5,899,596.07)	(106,864,622.00)	103,864,622.00	(3,000,000.00)	-49.1%
E. NET INCREASE (DECREASE) IN FUND BALANCE (C + D4)			30,367,791.03	97,258,838.42	127,626,629.45	35,095,451.00	(31,930,027.00)	3,165,424.00	-97.5%
F. FUND BALANCE, RESERVES									
1) Beginning Fund Balance									
a) As of July 1 - Unaudited		9791	92,624,874.38	67,517,001.42	160,141,875.80	118,353,704.41	164,775,839.84	283,129,544.25	76.8%

Unaudited Actuals
General Fund
Unrestricted and Restricted
Expenditures by Function

Description	Function Codes	Object Codes	2022-23 Unaudited Actuals			2023-24 Budget			% Diff Column C & F
			Unrestricted (A)	Restricted (B)	Total Fund col. A + B (C)	Unrestricted (D)	Restricted (E)	Total Fund col. D + E (F)	
b) Audit Adjustments		9793	(4,638,961.00)	0.00	(4,638,961.00)	0.00	0.00	0.00	-100.0%
c) As of July 1 - Audited (F1a + F1b)			87,985,913.38	67,517,001.42	155,502,914.80	118,353,704.41	164,775,839.84	283,129,544.25	82.1%
d) Other Restatements		9795	0.00	0.00	0.00	0.00	0.00	0.00	0.0%
e) Adjusted Beginning Balance (F1c + F1d)			87,985,913.38	67,517,001.42	155,502,914.80	118,353,704.41	164,775,839.84	283,129,544.25	82.1%
2) Ending Balance, June 30 (E + F1e)			118,353,704.41	164,775,839.84	283,129,544.25	153,449,155.41	132,845,812.84	286,294,968.25	1.1%
Components of Ending Fund Balance									
a) Nonspendable									
Revolving Cash		9711	150,007.00	0.00	150,007.00	150,000.00	0.00	150,000.00	0.0%
Stores		9712	0.00	0.00	0.00	0.00	0.00	0.00	0.0%
Prepaid Items		9713	366,394.99	27,000.00	393,394.99	0.00	0.00	0.00	-100.0%
All Others		9719	0.00	0.00	0.00	0.00	0.00	0.00	0.0%
b) Restricted		9740	0.00	164,748,839.84	164,748,839.84	0.00	132,845,812.84	132,845,812.84	-19.4%
c) Committed									
Stabilization Arrangements		9750	0.00	0.00	0.00	0.00	0.00	0.00	0.0%
Other Commitments (by Resource/Object)		9760	0.00	0.00	0.00	33,971,752.00	0.00	33,971,752.00	New
Earmarked for projected salary increase (Salary Schedule Collapse) 0 OEA Salary Schedule Tools - for 5-15-23 Board Approved 6.28.23 UNRESTRICTED+ \$2M Previously Reserved for Reparations for Black Students (Formerly in Res 0041) now used for 5 TOSA's x 3 Years, Common Good MOU Board Approved 6.14.23	0000	9760			0.00	26,776,720.00		26,776,720.00	
Contribution increase for Resource 6500 for OEA Settlement Agreement. OEA Salary Schedule Tools TA 5-15-23. Board Approved 6.28.23 Restricted Resource	0000	9760			0.00	7,195,032.00		7,195,032.00	
d) Assigned									
Other Assignments (by Resource/Object)		9780	14,056,760.97	0.00	14,056,760.97	11,180,840.40	0.00	11,180,840.40	-20.5%
Resource 0041 AB1840 Remaining Balance	0000	9780	10,008,000.00		10,008,000.00			0.00	
Stale Dated Warrants Est Res 9960	0000	9780	548,760.97		548,760.97			0.00	
Resource 0040 Enrollment Stabilization 1 year Remaining	0000	9780	1,500,000.00		1,500,000.00			0.00	
Reparations for Black Students Reserve	0000	9780	2,000,000.00		2,000,000.00			0.00	
Resource 0041 AB1840 @ 6.30.23	0000	9780			0.00	10,008,000.00		10,008,000.00	
Stale Dated Warrants @ 6.30.23	0000	9780			0.00	548,760.97		548,760.97	
Enrollment Stabilization Remaining Balance @6.30.23	0000	9780			0.00	624,079.43		624,079.43	

Unaudited Actuals
General Fund
Unrestricted and Restricted
Expenditures by Function

Description	Function Codes	Object Codes	2022-23 Unaudited Actuals			2023-24 Budget			% Diff Column C & F
			Unrestricted (A)	Restricted (B)	Total Fund col. A + B (C)	Unrestricted (D)	Restricted (E)	Total Fund col. D + E (F)	
e) Unassigned/Unappropriated									
Reserve for Economic Uncertainties		9789	22,615,318.20	0.00	22,615,318.20	24,084,540.00	0.00	24,084,540.00	6.5%
Unassigned/Unappropriated Amount		9790	81,165,223.25	0.00	81,165,223.25	84,062,023.01	0.00	84,062,023.01	3.6%

Resource	Description	2022-23 Unaudited Actuals	2023-24 Budget
2600	Expanded Learning Opportunities Program	26,002,092.07	8,572,537.07
6211	Literacy Coaches and Reading Specialists Grant Program	6,821,547.00	5,155,849.00
6266	Educator Effectiveness, FY 2021-22	8,743,157.23	5,971,507.23
6300	Lottery: Instructional Materials	1,473,704.75	1,200,699.75
6332	CA Community Schools Partnership Act - Implementation Grant	7,652,232.42	4,464,279.42
6500	Special Education	0.00	100,312.00
6762	Arts, Music, and Instructional Materials Discretionary Block Grant	9,808,647.00	9,808,647.00
7028	Child Nutrition: Kitchen Infrastructure Upgrade Funds	245,371.26	245,371.26
7029	Child Nutrition: Food Service Staff Training Funds	178,003.41	178,003.41
7032	Child Nutrition: Kitchen Infrastructure and Training Funds - 2022 KIT Funds	3,149,104.00	0.00
7085	Learning Communities for School Success Program	856,826.90	880,540.90
7311	Classified School Employee Professional Development Block Grant	53,678.82	53,678.82
7412	A-G Access/Success Grant	2,178,643.19	1,294,607.19
7413	A-G Learning Loss Mitigation Grant	822,213.33	618,798.33
7426	Expanded Learning Opportunities (ELO) Grant: Paraprofessional Staff	758,658.55	312,055.55
7435	Learning Recovery Emergency Block Grant	54,063,293.00	51,792,790.00
7810	Other Restricted State	314,786.55	314,786.55
8150	Ongoing & Major Maintenance Account (RMA: Education Code Section 17070.75)	0.00	605,913.00
8210	Student Activity Funds	826,150.69	886,050.69
9010	Other Restricted Local	40,800,729.67	40,389,385.67
Total, Restricted Balance		164,748,839.84	132,845,812.84

FORM 11

**ADULT EDUCATION
FUND**

Description	Resource Codes	Object Codes	2022-23 Unaudited Actuals	2023-24 Budget	Percent Difference
A. REVENUES					
1) LCFF Sources		8010-8099	0.00	0.00	0.0%
2) Federal Revenue		8100-8299	205,735.00	222,910.00	8.3%
3) Other State Revenue		8300-8599	2,811,649.66	3,018,013.00	7.3%
4) Other Local Revenue		8600-8799	82,927.91	65,500.00	-21.0%
5) TOTAL, REVENUES			3,100,312.57	3,306,423.00	6.6%
B. EXPENDITURES					
1) Certificated Salaries		1000-1999	1,663,134.45	1,324,133.00	-20.4%
2) Classified Salaries		2000-2999	374,111.31	520,516.00	39.1%
3) Employee Benefits		3000-3999	970,731.97	1,050,669.00	8.2%
4) Books and Supplies		4000-4999	49,435.35	55,963.00	13.2%
5) Services and Other Operating Expenditures		5000-5999	245,620.88	267,300.00	8.8%
6) Capital Outlay		6000-6999	0.00	0.00	0.0%
7) Other Outgo (excluding Transfers of Indirect Costs)		7100-7299, 7400-7499	0.00	0.00	0.0%
8) Other Outgo - Transfers of Indirect Costs		7300-7399	77,153.20	86,200.00	11.7%
9) TOTAL, EXPENDITURES			3,380,187.16	3,304,781.00	-2.2%
C. EXCESS (DEFICIENCY) OF REVENUES OVER EXPENDITURES BEFORE OTHER FINANCING SOURCES AND USES (A5 - B9)			(279,874.59)	1,642.00	-100.6%
D. OTHER FINANCING SOURCES/USES					
1) Interfund Transfers					
a) Transfers In		8900-8929	0.00	0.00	0.0%
b) Transfers Out		7600-7629	0.00	0.00	0.0%
2) Other Sources/Uses					
a) Sources		8930-8979	0.00	0.00	0.0%
b) Uses		7630-7699	0.00	0.00	0.0%
3) Contributions		8980-8999	0.00	0.00	0.0%
4) TOTAL, OTHER FINANCING SOURCES/USES			0.00	0.00	0.0%
E. NET INCREASE (DECREASE) IN FUND BALANCE (C + D4)			(279,874.59)	1,642.00	-100.6%
F. FUND BALANCE, RESERVES					
1) Beginning Fund Balance					
a) As of July 1 - Unaudited		9791	1,326,154.44	1,022,478.83	-22.9%
b) Audit Adjustments		9793	(23,801.02)	0.00	-100.0%
c) As of July 1 - Audited (F1a + F1b)			1,302,353.42	1,022,478.83	-21.5%
d) Other Restatements		9795	0.00	0.00	0.0%
e) Adjusted Beginning Balance (F1c + F1d)			1,302,353.42	1,022,478.83	-21.5%
2) Ending Balance, June 30 (E + F1e)			1,022,478.83	1,024,120.83	0.2%
Components of Ending Fund Balance					
a) Nonspendable					
Revolving Cash		9711	0.00	0.00	0.0%
Stores		9712	0.00	0.00	0.0%
Prepaid Items		9713	0.00	0.00	0.0%
All Others		9719	0.00	0.00	0.0%
b) Restricted		9740	1,022,478.83	1,024,120.83	0.2%
c) Committed					
Stabilization Arrangements		9750	0.00	0.00	0.0%
Other Commitments		9760	0.00	0.00	0.0%
d) Assigned					
Other Assignments		9780	0.00	0.00	0.0%
e) Unassigned/Unappropriated Reserve for Economic Uncertainties		9789	0.00	0.00	0.0%
Unassigned/Unappropriated Amount		9790	0.00	0.00	0.0%
G. ASSETS					
1) Cash					
a) in County Treasury		9110	980,089.85		
1) Fair Value Adjustment to Cash in County Treasury		9111	(23,530.00)		
b) in Banks		9120	0.00		
c) in Revolving Cash Account		9130	0.00		
d) with Fiscal Agent/Trustee		9135	0.00		
e) Collections Awaiting Deposit		9140	0.00		
2) Investments		9150	0.00		

Description	Resource Codes	Object Codes	2022-23 Unaudited Actuals	2023-24 Budget	Percent Difference
3) Accounts Receivable		9200	3,792.18		
4) Due from Grantor Government		9290	179,203.00		
5) Due from Other Funds		9310	1,774.04		
6) Stores		9320	0.00		
7) Prepaid Expenditures		9330	0.00		
8) Other Current Assets		9340	0.00		
9) Lease Receivable		9380	0.00		
10) TOTAL, ASSETS			1,141,329.07		
H. DEFERRED OUTFLOWS OF RESOURCES					
1) Deferred Outflows of Resources		9490	0.00		
2) TOTAL, DEFERRED OUTFLOWS			0.00		
I. LIABILITIES					
1) Accounts Payable		9500	118,850.24		
2) Due to Grantor Governments		9590	0.00		
3) Due to Other Funds		9610	0.00		
4) Current Loans		9640			
5) Unearned Revenue		9650	0.00		
6) TOTAL, LIABILITIES			118,850.24		
J. DEFERRED INFLOWS OF RESOURCES					
1) Deferred Inflows of Resources		9690	0.00		
2) TOTAL, DEFERRED INFLOWS			0.00		
K. FUND EQUITY					
(must agree with line F2) (G10 + H2) - (I6 + J2)			1,022,478.83		
LCFF SOURCES					
LCFF Transfers					
LCFF Transfers - Current Year		8091	0.00	0.00	0.0%
LCFF/Revenue Limit Transfers - Prior Years		8099	0.00	0.00	0.0%
TOTAL, LCFF SOURCES			0.00	0.00	0.0%
FEDERAL REVENUE					
Interagency Contracts Between LEAs		8285	0.00	0.00	0.0%
Pass-Through Revenues from					
Federal Sources		8287	0.00	0.00	0.0%
Career and Technical Education	3500-3599	8290	0.00	0.00	0.0%
All Other Federal Revenue	All Other	8290	205,735.00	222,910.00	8.3%
TOTAL, FEDERAL REVENUE			205,735.00	222,910.00	8.3%
OTHER STATE REVENUE					
Other State Apportionments					
All Other State Apportionments - Current Year		8311	0.00	0.00	0.0%
All Other State Apportionments - Prior Years		8319	0.00	0.00	0.0%
Pass-Through Revenues from State Sources		8587	0.00	0.00	0.0%
Adult Education Program	6391	8590	2,667,211.66	2,897,406.00	8.6%
All Other State Revenue	All Other	8590	144,438.00	120,607.00	-16.5%
TOTAL, OTHER STATE REVENUE			2,811,649.66	3,018,013.00	7.3%
OTHER LOCAL REVENUE					
Other Local Revenue					
Sales					
Sale of Equipment/Supplies		8631	0.00	0.00	0.0%
Leases and Rentals		8650	0.00	0.00	0.0%
Interest		8660	9,380.08	5,500.00	-41.4%
Net Increase (Decrease) in the Fair Value of Investments		8662	(4,708.99)	0.00	-100.0%
Fees and Contracts					
Adult Education Fees		8671	0.00	0.00	0.0%
Interagency Services		8677	0.00	0.00	0.0%
Other Local Revenue					
All Other Local Revenue		8699	78,256.82	60,000.00	-23.3%
Tuition		8710	0.00	0.00	0.0%
TOTAL, OTHER LOCAL REVENUE			82,927.91	65,500.00	-21.0%
TOTAL, REVENUES			3,100,312.57	3,306,423.00	6.6%
CERTIFICATED SALARIES					
Certificated Teachers' Salaries		1100	1,374,094.29	1,035,098.00	-24.7%

Description	Resource Codes	Object Codes	2022-23 Unaudited Actuals	2023-24 Budget	Percent Difference
Certificated Pupil Support Salaries		1200	0.00	0.00	0.0%
Certificated Supervisors' and Administrators' Salaries		1300	289,040.16	289,035.00	0.0%
Other Certificated Salaries		1900	0.00	0.00	0.0%
TOTAL, CERTIFICATED SALARIES			1,663,134.45	1,324,133.00	-20.4%
CLASSIFIED SALARIES					
Classified Instructional Salaries		2100	15,013.14	48,592.00	223.7%
Classified Support Salaries		2200	22,697.38	95,691.00	321.6%
Classified Supervisors' and Administrators' Salaries		2300	0.00	0.00	0.0%
Clerical, Technical and Office Salaries		2400	336,400.79	376,233.00	11.8%
Other Classified Salaries		2900	0.00	0.00	0.0%
TOTAL, CLASSIFIED SALARIES			374,111.31	520,516.00	39.1%
EMPLOYEE BENEFITS					
STRS		3101-3102	404,813.83	364,669.00	-9.9%
PERS		3201-3202	92,832.97	147,747.00	59.2%
OASDI/Medicare/Alternative		3301-3302	61,130.57	62,122.00	1.6%
Health and Welfare Benefits		3401-3402	310,661.82	382,053.00	23.0%
Unemployment Insurance		3501-3502	18,047.54	17,973.00	-0.4%
Workers' Compensation		3601-3602	73,136.92	65,807.00	-10.0%
OPEB, Allocated		3701-3702	0.00	0.00	0.0%
OPEB, Active Employees		3751-3752	0.00	0.00	0.0%
Other Employee Benefits		3901-3902	10,108.32	10,298.00	1.9%
TOTAL, EMPLOYEE BENEFITS			970,731.97	1,050,669.00	8.2%
BOOKS AND SUPPLIES					
Approved Textbooks and Core Curricula Materials		4100	0.00	0.00	0.0%
Books and Other Reference Materials		4200	0.00	0.00	0.0%
Materials and Supplies		4300	44,410.86	54,363.00	22.4%
Noncapitalized Equipment		4400	5,024.49	1,600.00	-68.2%
TOTAL, BOOKS AND SUPPLIES			49,435.35	55,963.00	13.2%
SERVICES AND OTHER OPERATING EXPENDITURES					
Subagreements for Services		5100	0.00	0.00	0.0%
Travel and Conferences		5200	26,185.71	12,500.00	-52.3%
Dues and Memberships		5300	2,060.00	3,000.00	45.6%
Insurance		5400-5450	0.00	0.00	0.0%
Operations and Housekeeping Services		5500	0.00	0.00	0.0%
Rentals, Leases, Repairs, and Noncapitalized Improvements		5600	49,734.45	57,800.00	16.2%
Transfers of Direct Costs		5710	0.00	0.00	0.0%
Transfers of Direct Costs - Interfund		5750	0.00	9,000.00	New
Professional/Consulting Services and Operating Expenditures		5800	167,640.72	185,000.00	10.4%
Communications		5900	0.00	0.00	0.0%
TOTAL, SERVICES AND OTHER OPERATING EXPENDITURES			245,620.88	267,300.00	8.8%
CAPITAL OUTLAY					
Land		6100	0.00	0.00	0.0%
Land Improvements		6170	0.00	0.00	0.0%
Buildings and Improvements of Buildings		6200	0.00	0.00	0.0%
Equipment		6400	0.00	0.00	0.0%
Equipment Replacement		6500	0.00	0.00	0.0%
Lease Assets		6600	0.00	0.00	0.0%
Subscription Assets		6700	0.00	0.00	0.0%
TOTAL, CAPITAL OUTLAY			0.00	0.00	0.0%
OTHER OUTGO (excluding Transfers of Indirect Costs)					
Tuition					
Tuition, Excess Costs, and/or Deficit Payments					
Payments to Districts or Charter Schools		7141	0.00	0.00	0.0%
Payments to County Offices		7142	0.00	0.00	0.0%
Payments to JPAs		7143	0.00	0.00	0.0%
Other Transfers Out					
Transfers of Pass-Through Revenues					
To Districts or Charter Schools		7211	0.00	0.00	0.0%
To County Offices		7212	0.00	0.00	0.0%
To JPAs		7213	0.00	0.00	0.0%

Description	Resource Codes	Object Codes	2022-23 Unaudited Actuals	2023-24 Budget	Percent Difference
Debt Service					
Debt Service - Interest		7438	0.00	0.00	0.0%
Other Debt Service - Principal		7439	0.00	0.00	0.0%
TOTAL, OTHER OUTGO (excluding Transfers of Indirect Costs)			0.00	0.00	0.0%
OTHER OUTGO - TRANSFERS OF INDIRECT COSTS					
Transfers of Indirect Costs - Interfund		7350	77,153.20	86,200.00	11.7%
TOTAL, OTHER OUTGO - TRANSFERS OF INDIRECT COSTS			77,153.20	86,200.00	11.7%
TOTAL, EXPENDITURES			3,380,187.16	3,304,781.00	-2.2%
INTERFUND TRANSFERS					
INTERFUND TRANSFERS IN					
Other Authorized Interfund Transfers In		8919	0.00	0.00	0.0%
(a) TOTAL, INTERFUND TRANSFERS IN			0.00	0.00	0.0%
INTERFUND TRANSFERS OUT					
To: State School Building Fund/County School Facilities Fund		7613	0.00	0.00	0.0%
Other Authorized Interfund Transfers Out		7619	0.00	0.00	0.0%
(b) TOTAL, INTERFUND TRANSFERS OUT			0.00	0.00	0.0%
OTHER SOURCES/USES					
SOURCES					
Other Sources					
Transfers from Funds of Lapsed/Reorganized LEAs		8965	0.00	0.00	0.0%
Long-Term Debt Proceeds					
Proceeds from Certificates of Participation		8971	0.00	0.00	0.0%
Proceeds from Leases		8972	0.00	0.00	0.0%
Proceeds from SBITAs		8974	0.00	0.00	0.0%
All Other Financing Sources		8979	0.00	0.00	0.0%
(c) TOTAL, SOURCES			0.00	0.00	0.0%
USES					
Transfers of Funds from Lapsed/Reorganized LEAs		7651	0.00	0.00	0.0%
All Other Financing Uses		7699	0.00	0.00	0.0%
(d) TOTAL, USES			0.00	0.00	0.0%
CONTRIBUTIONS					
Contributions from Unrestricted Revenues		8980	0.00	0.00	0.0%
Contributions from Restricted Revenues		8990	0.00	0.00	0.0%
(e) TOTAL, CONTRIBUTIONS			0.00	0.00	0.0%
TOTAL, OTHER FINANCING SOURCES/USES (a - b + c - d + e)			0.00	0.00	0.0%

Description	Function Codes	Object Codes	2022-23 Unaudited Actuals	2023-24 Budget	Percent Difference
A. REVENUES					
1) LCFF Sources		8010-8099	0.00	0.00	0.0%
2) Federal Revenue		8100-8299	205,735.00	222,910.00	8.3%
3) Other State Revenue		8300-8599	2,811,649.66	3,018,013.00	7.3%
4) Other Local Revenue		8600-8799	82,927.91	65,500.00	-21.0%
5) TOTAL, REVENUES			3,100,312.57	3,306,423.00	6.6%
B. EXPENDITURES (Objects 1000-7999)					
1) Instruction	1000-1999		2,299,778.24	1,968,718.00	-14.4%
2) Instruction - Related Services	2000-2999		1,003,255.72	1,249,863.00	24.6%
3) Pupil Services	3000-3999		0.00	0.00	0.0%
4) Ancillary Services	4000-4999		0.00	0.00	0.0%
5) Community Services	5000-5999		0.00	0.00	0.0%
6) Enterprise	6000-6999		0.00	0.00	0.0%
7) General Administration	7000-7999		77,153.20	86,200.00	11.7%
8) Plant Services	8000-8999		0.00	0.00	0.0%
9) Other Outgo	9000-9999	Except 7600-7699	0.00	0.00	0.0%
10) TOTAL, EXPENDITURES			3,380,187.16	3,304,781.00	-2.2%
C. EXCESS (DEFICIENCY) OF REVENUES OVER EXPENDITURES BEFORE OTHER FINANCING SOURCES AND USES (A5 - B10)			(279,874.59)	1,642.00	-100.6%
D. OTHER FINANCING SOURCES/USES					
1) Interfund Transfers					
a) Transfers In		8900-8929	0.00	0.00	0.0%
b) Transfers Out		7600-7629	0.00	0.00	0.0%
2) Other Sources/Uses					
a) Sources		8930-8979	0.00	0.00	0.0%
b) Uses		7630-7699	0.00	0.00	0.0%
3) Contributions		8980-8999	0.00	0.00	0.0%
4) TOTAL, OTHER FINANCING SOURCES/USES			0.00	0.00	0.0%
E. NET INCREASE (DECREASE) IN FUND BALANCE (C + D4)			(279,874.59)	1,642.00	-100.6%
F. FUND BALANCE, RESERVES					
1) Beginning Fund Balance					
a) As of July 1 - Unaudited		9791	1,326,154.44	1,022,478.83	-22.9%
b) Audit Adjustments		9793	(23,801.02)	0.00	-100.0%
c) As of July 1 - Audited (F1a + F1b)			1,302,353.42	1,022,478.83	-21.5%
d) Other Restatements		9795	0.00	0.00	0.0%
e) Adjusted Beginning Balance (F1c + F1d)			1,302,353.42	1,022,478.83	-21.5%
2) Ending Balance, June 30 (E + F1e)			1,022,478.83	1,024,120.83	0.2%
Components of Ending Fund Balance					
a) Nonspendable					
Revolving Cash		9711	0.00	0.00	0.0%
Stores		9712	0.00	0.00	0.0%
Prepaid Items		9713	0.00	0.00	0.0%
All Others		9719	0.00	0.00	0.0%
b) Restricted		9740	1,022,478.83	1,024,120.83	0.2%
c) Committed					
Stabilization Arrangements		9750	0.00	0.00	0.0%
Other Commitments (by Resource/Object)		9760	0.00	0.00	0.0%
d) Assigned					
Other Assignments (by Resource/Object)		9780	0.00	0.00	0.0%
e) Unassigned/Unappropriated					
Reserve for Economic Uncertainties		9789	0.00	0.00	0.0%
Unassigned/Unappropriated Amount		9790	0.00	0.00	0.0%

Resource	Description	2022-23 Unaudited Actuals	2023-24 Budget
6371	CalWORKs for ROCP or Adult Education	48,794.00	48,794.00
6391	Adult Education Program	293,758.56	316,935.56
9010	Other Restricted Local	679,926.27	658,391.27
Total, Restricted Balance		1,022,478.83	1,024,120.83

FORM 12
CHILD
DEVELOPMENT
FUND

Description	Resource Codes	Object Codes	2022-23 Unaudited Actuals	2023-24 Budget	Percent Difference
A. REVENUES					
1) LCFF Sources		8010-8099	0.00	0.00	0.0%
2) Federal Revenue		8100-8299	665,628.04	1,083,310.00	62.8%
3) Other State Revenue		8300-8599	18,161,712.41	22,399,381.00	23.3%
4) Other Local Revenue		8600-8799	883,346.55	477,000.00	-46.0%
5) TOTAL, REVENUES			19,710,687.00	23,959,691.00	21.6%
B. EXPENDITURES					
1) Certificated Salaries		1000-1999	5,066,812.13	5,543,568.00	9.4%
2) Classified Salaries		2000-2999	4,631,064.25	5,720,975.00	23.5%
3) Employee Benefits		3000-3999	6,129,412.83	7,833,171.00	27.8%
4) Books and Supplies		4000-4999	415,447.49	266,460.00	-35.9%
5) Services and Other Operating Expenditures		5000-5999	2,328,942.79	3,658,527.00	57.1%
6) Capital Outlay		6000-6999	756,986.81	200,000.00	-73.6%
7) Other Outgo (excluding Transfers of Indirect Costs)		7100-7299, 7400-7499	0.00	0.00	0.0%
8) Other Outgo - Transfers of Indirect Costs		7300-7399	483,002.41	666,990.00	38.1%
9) TOTAL, EXPENDITURES			19,811,668.71	23,889,691.00	20.6%
C. EXCESS (DEFICIENCY) OF REVENUES OVER EXPENDITURES BEFORE OTHER FINANCING SOURCES AND USES (A5 - B9)			(100,981.71)	70,000.00	-169.3%
D. OTHER FINANCING SOURCES/USES					
1) Interfund Transfers					
a) Transfers In		8900-8929	0.00	0.00	0.0%
b) Transfers Out		7600-7629	0.00	0.00	0.0%
2) Other Sources/Uses					
a) Sources		8930-8979	0.00	0.00	0.0%
b) Uses		7630-7699	0.00	0.00	0.0%
3) Contributions		8980-8999	0.00	0.00	0.0%
4) TOTAL, OTHER FINANCING SOURCES/USES			0.00	0.00	0.0%
E. NET INCREASE (DECREASE) IN FUND BALANCE (C + D4)			(100,981.71)	70,000.00	-169.3%
F. FUND BALANCE, RESERVES					
1) Beginning Fund Balance					
a) As of July 1 - Unaudited		9791	4,026,228.56	3,796,373.97	-5.7%
b) Audit Adjustments		9793	(128,872.88)	0.00	-100.0%
c) As of July 1 - Audited (F1a + F1b)			3,897,355.68	3,796,373.97	-2.6%
d) Other Restatements		9795	0.00	0.00	0.0%
e) Adjusted Beginning Balance (F1c + F1d)			3,897,355.68	3,796,373.97	-2.6%
2) Ending Balance, June 30 (E + F1e)			3,796,373.97	3,866,373.97	1.8%
Components of Ending Fund Balance					
a) Nonspendable					
Revolving Cash		9711	0.00	0.00	0.0%
Stores		9712	0.00	0.00	0.0%
Prepaid Items		9713	0.00	0.00	0.0%
All Others		9719	0.00	0.00	0.0%
b) Restricted		9740	3,796,373.97	3,866,373.97	1.8%
c) Committed					
Stabilization Arrangements		9750	0.00	0.00	0.0%
Other Commitments		9760	0.00	0.00	0.0%
d) Assigned					
Other Assignments		9780	0.00	0.00	0.0%
e) Unassigned/Unappropriated Reserve for Economic Uncertainties		9789	0.00	0.00	0.0%
Unassigned/Unappropriated Amount		9790	0.00	0.00	0.0%
G. ASSETS					
1) Cash					
a) in County Treasury		9110	8,852,394.33		
1) Fair Value Adjustment to Cash in County Treasury		9111	(212,525.00)		
b) in Banks		9120	274,378.68		
c) in Revolving Cash Account		9130	0.00		
d) with Fiscal Agent/Trustee		9135	0.00		
e) Collections Awaiting Deposit		9140	0.00		
2) Investments		9150	0.00		

Description	Resource Codes	Object Codes	2022-23 Unaudited Actuals	2023-24 Budget	Percent Difference
3) Accounts Receivable		9200	610,667.80		
4) Due from Grantor Government		9290	861,520.75		
5) Due from Other Funds		9310	1,863,943.84		
6) Stores		9320	0.00		
7) Prepaid Expenditures		9330	0.00		
8) Other Current Assets		9340	0.00		
9) Lease Receivable		9380	0.00		
10) TOTAL, ASSETS			12,250,380.40		
H. DEFERRED OUTFLOWS OF RESOURCES					
1) Deferred Outflows of Resources		9490	0.00		
2) TOTAL, DEFERRED OUTFLOWS			0.00		
I. LIABILITIES					
1) Accounts Payable		9500	577,824.72		
2) Due to Grantor Governments		9590	0.00		
3) Due to Other Funds		9610	285,498.36		
4) Current Loans		9640			
5) Unearned Revenue		9650	7,590,683.35		
6) TOTAL, LIABILITIES			8,454,006.43		
J. DEFERRED INFLOWS OF RESOURCES					
1) Deferred Inflows of Resources		9690	0.00		
2) TOTAL, DEFERRED INFLOWS			0.00		
K. FUND EQUITY					
(must agree with line F2) (G10 + H2) - (I6 + J2)			3,796,373.97		
FEDERAL REVENUE					
Child Nutrition Programs		8220	0.00	0.00	0.0%
Interagency Contracts Between LEAs		8285	0.00	0.00	0.0%
Title I, Part A, Basic	3010	8290	0.00	0.00	0.0%
All Other Federal Revenue	All Other	8290	665,628.04	1,083,310.00	62.8%
TOTAL, FEDERAL REVENUE			665,628.04	1,083,310.00	62.8%
OTHER STATE REVENUE					
Child Nutrition Programs		8520	0.00	0.00	0.0%
Child Development Apportionments		8530	0.00	0.00	0.0%
Pass-Through Revenues from State Sources		8587	0.00	0.00	0.0%
State Preschool	6105	8590	16,546,819.72	20,125,084.00	21.6%
All Other State Revenue	All Other	8590	1,614,892.69	2,274,297.00	40.8%
TOTAL, OTHER STATE REVENUE			18,161,712.41	22,399,381.00	23.3%
OTHER LOCAL REVENUE					
Other Local Revenue					
Sales					
Sale of Equipment/Supplies		8631	0.00	0.00	0.0%
Food Service Sales		8634	0.00	0.00	0.0%
Interest		8660	109,441.33	70,000.00	-36.0%
Net Increase (Decrease) in the Fair Value of Investments		8662	(110,616.87)	0.00	-100.0%
Fees and Contracts					
Child Development Parent Fees		8673	190,589.90	180,000.00	-5.6%
Interagency Services		8677	0.00	0.00	0.0%
All Other Fees and Contracts		8689	0.00	0.00	0.0%
Other Local Revenue					
All Other Local Revenue		8699	693,932.19	227,000.00	-67.3%
All Other Transfers In from All Others		8799	0.00	0.00	0.0%
TOTAL, OTHER LOCAL REVENUE			883,346.55	477,000.00	-46.0%
TOTAL, REVENUES			19,710,687.00	23,959,691.00	21.6%
CERTIFICATED SALARIES					
Certificated Teachers' Salaries		1100	3,965,939.60	4,400,053.00	10.9%
Certificated Pupil Support Salaries		1200	83,069.40	0.00	-100.0%
Certificated Supervisors' and Administrators' Salaries		1300	1,017,803.13	1,143,515.00	12.4%
Other Certificated Salaries		1900	0.00	0.00	0.0%
TOTAL, CERTIFICATED SALARIES			5,066,812.13	5,543,568.00	9.4%
CLASSIFIED SALARIES					
Classified Instructional Salaries		2100	3,552,987.89	4,289,785.00	20.7%

Description	Resource Codes	Object Codes	2022-23 Unaudited Actuals	2023-24 Budget	Percent Difference
Classified Support Salaries		2200	1,827.19	3,500.00	91.6%
Classified Supervisors' and Administrators' Salaries		2300	468,387.82	479,859.00	2.4%
Clerical, Technical and Office Salaries		2400	607,861.35	947,831.00	55.9%
Other Classified Salaries		2900	0.00	0.00	0.0%
TOTAL, CLASSIFIED SALARIES			4,631,064.25	5,720,975.00	23.5%
EMPLOYEE BENEFITS					
STRS		3101-3102	1,033,183.88	1,227,060.00	18.8%
PERs		3201-3202	1,328,610.41	1,668,550.00	25.6%
OASDI/Medicare/Alternative		3301-3302	506,683.89	634,677.00	25.3%
Health and Welfare Benefits		3401-3402	2,777,147.77	3,729,487.00	34.3%
Unemployment Insurance		3501-3502	81,599.07	99,740.00	22.2%
Workers' Compensation		3601-3602	348,356.09	413,800.00	18.8%
OPEB, Allocated		3701-3702	0.00	0.00	0.0%
OPEB, Active Employees		3751-3752	0.00	0.00	0.0%
Other Employee Benefits		3901-3902	53,831.72	59,857.00	11.2%
TOTAL, EMPLOYEE BENEFITS			6,129,412.83	7,833,171.00	27.8%
BOOKS AND SUPPLIES					
Approved Textbooks and Core Curricula Materials		4100	174,077.37	0.00	-100.0%
Books and Other Reference Materials		4200	7,283.00	0.00	-100.0%
Materials and Supplies		4300	210,899.62	242,460.00	15.0%
Noncapitalized Equipment		4400	23,187.50	24,000.00	3.5%
Food		4700	0.00	0.00	0.0%
TOTAL, BOOKS AND SUPPLIES			415,447.49	266,460.00	-35.9%
SERVICES AND OTHER OPERATING EXPENDITURES					
Subagreements for Services		5100	43,755.06	1,385,067.00	3,065.5%
Travel and Conferences		5200	7,656.13	7,000.00	-8.6%
Dues and Memberships		5300	0.00	0.00	0.0%
Insurance		5400-5450	0.00	0.00	0.0%
Operations and Housekeeping Services		5500	308,092.61	316,000.00	2.6%
Rentals, Leases, Repairs, and Noncapitalized Improvements		5600	1,512.46	2,710.00	79.2%
Transfers of Direct Costs		5710	0.00	0.00	0.0%
Transfers of Direct Costs - Interfund		5750	1,335,211.75	1,470,376.00	10.1%
Professional/Consulting Services and Operating Expenditures		5800	632,714.78	477,374.00	-24.6%
Communications		5900	0.00	0.00	0.0%
TOTAL, SERVICES AND OTHER OPERATING EXPENDITURES			2,328,942.79	3,658,527.00	57.1%
CAPITAL OUTLAY					
Land		6100	0.00	0.00	0.0%
Land Improvements		6170	0.00	0.00	0.0%
Buildings and Improvements of Buildings		6200	756,986.81	200,000.00	-73.6%
Equipment		6400	0.00	0.00	0.0%
Equipment Replacement		6500	0.00	0.00	0.0%
Lease Assets		6600	0.00	0.00	0.0%
Subscription Assets		6700	0.00	0.00	0.0%
TOTAL, CAPITAL OUTLAY			756,986.81	200,000.00	-73.6%
OTHER OUTGO (excluding Transfers of Indirect Costs)					
Other Transfers Out					
All Other Transfers Out to All Others		7299	0.00	0.00	0.0%
Debt Service					
Debt Service - Interest		7438	0.00	0.00	0.0%
Other Debt Service - Principal		7439	0.00	0.00	0.0%
TOTAL, OTHER OUTGO (excluding Transfers of Indirect Costs)			0.00	0.00	0.0%
OTHER OUTGO - TRANSFERS OF INDIRECT COSTS					
Transfers of Indirect Costs - Interfund		7350	483,002.41	666,990.00	38.1%
TOTAL, OTHER OUTGO - TRANSFERS OF INDIRECT COSTS			483,002.41	666,990.00	38.1%
TOTAL, EXPENDITURES			19,811,668.71	23,889,691.00	20.6%
INTERFUND TRANSFERS					
INTERFUND TRANSFERS IN					
From: General Fund		8911	0.00	0.00	0.0%
Other Authorized Interfund Transfers In		8919	0.00	0.00	0.0%
(a) TOTAL, INTERFUND TRANSFERS IN			0.00	0.00	0.0%

Description	Resource Codes	Object Codes	2022-23 Unaudited Actuals	2023-24 Budget	Percent Difference
INTERFUND TRANSFERS OUT					
Other Authorized Interfund Transfers Out		7619	0.00	0.00	0.0%
(b) TOTAL, INTERFUND TRANSFERS OUT			0.00	0.00	0.0%
OTHER SOURCES/USES					
SOURCES					
Other Sources					
Transfers from Funds of Lapsed/Reorganized LEAs		8965	0.00	0.00	0.0%
Long-Term Debt Proceeds					
Proceeds from Certificates of Participation		8971	0.00	0.00	0.0%
Proceeds from Leases		8972	0.00	0.00	0.0%
Proceeds from SBITAs		8974	0.00	0.00	0.0%
All Other Financing Sources		8979	0.00	0.00	0.0%
(c) TOTAL, SOURCES			0.00	0.00	0.0%
USES					
Transfers of Funds from Lapsed/Reorganized LEAs		7651	0.00	0.00	0.0%
All Other Financing Uses		7699	0.00	0.00	0.0%
(d) TOTAL, USES			0.00	0.00	0.0%
CONTRIBUTIONS					
Contributions from Unrestricted Revenues		8980	0.00	0.00	0.0%
Contributions from Restricted Revenues		8990	0.00	0.00	0.0%
(e) TOTAL, CONTRIBUTIONS			0.00	0.00	0.0%
TOTAL, OTHER FINANCING SOURCES/USES (a - b + c - d + e)			0.00	0.00	0.0%

Description	Function Codes	Object Codes	2022-23 Unaudited Actuals	2023-24 Budget	Percent Difference
A. REVENUES					
1) LCFF Sources		8010-8099	0.00	0.00	0.0%
2) Federal Revenue		8100-8299	665,628.04	1,083,310.00	62.8%
3) Other State Revenue		8300-8599	18,161,712.41	22,399,381.00	23.3%
4) Other Local Revenue		8600-8799	883,346.55	477,000.00	-46.0%
5) TOTAL, REVENUES			19,710,687.00	23,959,691.00	21.6%
B. EXPENDITURES (Objects 1000-7999)					
1) Instruction	1000-1999		13,277,635.70	17,162,603.00	29.3%
2) Instruction - Related Services	2000-2999		4,985,951.18	5,544,098.00	11.2%
3) Pupil Services	3000-3999		0.00	0.00	0.0%
4) Ancillary Services	4000-4999		0.00	0.00	0.0%
5) Community Services	5000-5999		0.00	0.00	0.0%
6) Enterprise	6000-6999		0.00	0.00	0.0%
7) General Administration	7000-7999		483,002.41	666,990.00	38.1%
8) Plant Services	8000-8999		1,065,079.42	516,000.00	-51.6%
9) Other Outgo	9000-9999	Except 7600-7699	0.00	0.00	0.0%
10) TOTAL, EXPENDITURES			19,811,668.71	23,889,691.00	20.6%
C. EXCESS (DEFICIENCY) OF REVENUES OVER EXPENDITURES BEFORE OTHER FINANCING SOURCES AND USES (A5 - B10)			(100,981.71)	70,000.00	-169.3%
D. OTHER FINANCING SOURCES/USES					
1) Interfund Transfers					
a) Transfers In		8900-8929	0.00	0.00	0.0%
b) Transfers Out		7600-7629	0.00	0.00	0.0%
2) Other Sources/Uses					
a) Sources		8930-8979	0.00	0.00	0.0%
b) Uses		7630-7699	0.00	0.00	0.0%
3) Contributions		8980-8999	0.00	0.00	0.0%
4) TOTAL, OTHER FINANCING SOURCES/USES			0.00	0.00	0.0%
E. NET INCREASE (DECREASE) IN FUND BALANCE (C + D4)			(100,981.71)	70,000.00	-169.3%
F. FUND BALANCE, RESERVES					
1) Beginning Fund Balance					
a) As of July 1 - Unaudited		9791	4,026,228.56	3,796,373.97	-5.7%
b) Audit Adjustments		9793	(128,872.88)	0.00	-100.0%
c) As of July 1 - Audited (F1a + F1b)			3,897,355.68	3,796,373.97	-2.6%
d) Other Restatements		9795	0.00	0.00	0.0%
e) Adjusted Beginning Balance (F1c + F1d)			3,897,355.68	3,796,373.97	-2.6%
2) Ending Balance, June 30 (E + F1e)			3,796,373.97	3,866,373.97	1.8%
Components of Ending Fund Balance					
a) Nonspendable					
Revolving Cash		9711	0.00	0.00	0.0%
Stores		9712	0.00	0.00	0.0%
Prepaid Items		9713	0.00	0.00	0.0%
All Others		9719	0.00	0.00	0.0%
b) Restricted		9740	3,796,373.97	3,866,373.97	1.8%
c) Committed					
Stabilization Arrangements		9750	0.00	0.00	0.0%
Other Commitments (by Resource/Object)		9760	0.00	0.00	0.0%
d) Assigned					
Other Assignments (by Resource/Object)		9780	0.00	0.00	0.0%
e) Unassigned/Unappropriated					
Reserve for Economic Uncertainties		9789	0.00	0.00	0.0%
Unassigned/Unappropriated Amount		9790	0.00	0.00	0.0%

Resource	Description	2022-23 Unaudited Actuals	2023-24 Budget
5058	Child Development: Coronavirus Response and Relief Supplemental Appropriations (CRRSA) Act - One-time Stipend	280,746.75	280,746.75
5160	Child Care and Development Programs Administered by California Department of Social Services (Federal Funds)	600,308.56	600,308.56
6129	Child Development: Center-Based Reserve Account for Department of Social Services Programs	423,452.06	423,452.06
6130	Child Development: Center-Based Reserve Account	2,446,439.24	2,446,439.24
9010	Other Restricted Local	45,427.36	115,427.36
Total, Restricted Balance		3,796,373.97	3,866,373.97

FORM 13
CAFETERIA
SPECIAL REVENUE
FUND

Description	Resource Codes	Object Codes	2022-23 Unaudited Actuals	2023-24 Budget	Percent Difference
A. REVENUES					
1) LCFF Sources		8010-8099	0.00	0.00	0.0%
2) Federal Revenue		8100-8299	20,897,844.33	21,412,695.00	2.5%
3) Other State Revenue		8300-8599	7,307,106.92	7,450,970.00	2.0%
4) Other Local Revenue		8600-8799	320,336.76	327,683.00	2.3%
5) TOTAL, REVENUES			28,525,288.01	29,191,348.00	2.3%
B. EXPENDITURES					
1) Certificated Salaries		1000-1999	0.00	0.00	0.0%
2) Classified Salaries		2000-2999	7,240,070.20	7,984,500.00	10.3%
3) Employee Benefits		3000-3999	4,724,137.87	5,938,914.00	25.7%
4) Books and Supplies		4000-4999	10,826,185.17	18,200,851.00	68.1%
5) Services and Other Operating Expenditures		5000-5999	(599,176.28)	9,915.00	-101.7%
6) Capital Outlay		6000-6999	2,667.53	2,350,000.00	87,996.5%
7) Other Outgo (excluding Transfers of Indirect Costs)		7100-7299, 7400-7499	0.00	0.00	0.0%
8) Other Outgo - Transfers of Indirect Costs		7300-7399	318,856.10	613,486.00	92.4%
9) TOTAL, EXPENDITURES			22,512,740.59	35,097,666.00	55.9%
C. EXCESS (DEFICIENCY) OF REVENUES OVER EXPENDITURES BEFORE OTHER FINANCING SOURCES AND USES (A5 - B9)			6,012,547.42	(5,906,318.00)	-198.2%
D. OTHER FINANCING SOURCES/USES					
1) Interfund Transfers					
a) Transfers In		8900-8929	0.00	0.00	0.0%
b) Transfers Out		7600-7629	0.00	0.00	0.0%
2) Other Sources/Uses					
a) Sources		8930-8979	0.00	0.00	0.0%
b) Uses		7630-7699	0.00	0.00	0.0%
3) Contributions		8980-8999	0.00	0.00	0.0%
4) TOTAL, OTHER FINANCING SOURCES/USES			0.00	0.00	0.0%
E. NET INCREASE (DECREASE) IN FUND BALANCE (C + D4)			6,012,547.42	(5,906,318.00)	-198.2%
F. FUND BALANCE, RESERVES					
1) Beginning Fund Balance					
a) As of July 1 - Unaudited		9791	29,279,791.49	34,477,044.91	17.8%
b) Audit Adjustments		9793	(815,294.00)	0.00	-100.0%
c) As of July 1 - Audited (F1a + F1b)			28,464,497.49	34,477,044.91	21.1%
d) Other Restatements		9795	0.00	0.00	0.0%
e) Adjusted Beginning Balance (F1c + F1d)			28,464,497.49	34,477,044.91	21.1%
2) Ending Balance, June 30 (E + F1e)			34,477,044.91	28,570,726.91	-17.1%
Components of Ending Fund Balance					
a) Nonspendable					
Revolving Cash		9711	0.00	0.00	0.0%
Stores		9712	0.00	0.00	0.0%
Prepaid Items		9713	0.00	0.00	0.0%
All Others		9719	0.00	0.00	0.0%
b) Restricted		9740	34,477,044.91	28,570,726.91	-17.1%
c) Committed					
Stabilization Arrangements		9750	0.00	0.00	0.0%
Other Commitments		9760	0.00	0.00	0.0%
d) Assigned					
Other Assignments		9780	0.00	0.00	0.0%
e) Unassigned/Unappropriated Reserve for Economic Uncertainties		9789	0.00	0.00	0.0%
Unassigned/Unappropriated Amount		9790	0.00	0.00	0.0%
G. ASSETS					
1) Cash					
a) in County Treasury		9110	33,579,050.83		
1) Fair Value Adjustment to Cash in County Treasury		9111	(806,154.00)		
b) in Banks		9120	1,788.75		
c) in Revolving Cash Account		9130	0.00		
d) with Fiscal Agent/Trustee		9135	0.00		
e) Collections Awaiting Deposit		9140	0.00		
2) Investments		9150	0.00		

Description	Resource Codes	Object Codes	2022-23 Unaudited Actuals	2023-24 Budget	Percent Difference
3) Accounts Receivable		9200	175,888.45		
4) Due from Grantor Government		9290	2,119,590.05		
5) Due from Other Funds		9310	2,927.31		
6) Stores		9320	0.00		
7) Prepaid Expenditures		9330	0.00		
8) Other Current Assets		9340	0.00		
9) Lease Receivable		9380	0.00		
10) TOTAL, ASSETS			35,073,091.39		
H. DEFERRED OUTFLOWS OF RESOURCES					
1) Deferred Outflows of Resources		9490	0.00		
2) TOTAL, DEFERRED OUTFLOWS			0.00		
I. LIABILITIES					
1) Accounts Payable		9500	517,740.81		
2) Due to Grantor Governments		9590	0.00		
3) Due to Other Funds		9610	78,305.67		
4) Current Loans		9640			
5) Unearned Revenue		9650	0.00		
6) TOTAL, LIABILITIES			596,046.48		
J. DEFERRED INFLOWS OF RESOURCES					
1) Deferred Inflows of Resources		9690	0.00		
2) TOTAL, DEFERRED INFLOWS			0.00		
K. FUND EQUITY					
(must agree with line F2) (G10 + H2) - (I6 + J2)			34,477,044.91		
FEDERAL REVENUE					
Child Nutrition Programs		8220	20,897,844.33	21,412,695.00	2.5%
Donated Food Commodities		8221	0.00	0.00	0.0%
All Other Federal Revenue		8290	0.00	0.00	0.0%
TOTAL, FEDERAL REVENUE			20,897,844.33	21,412,695.00	2.5%
OTHER STATE REVENUE					
Child Nutrition Programs		8520	7,154,042.11	7,427,749.00	3.8%
All Other State Revenue		8590	153,064.81	23,221.00	-84.8%
TOTAL, OTHER STATE REVENUE			7,307,106.92	7,450,970.00	2.0%
OTHER LOCAL REVENUE					
Other Local Revenue					
Sales					
Sale of Equipment/Supplies		8631	0.00	0.00	0.0%
Food Service Sales		8634	28,676.67	26,144.00	-8.8%
Leases and Rentals		8650	0.00	0.00	0.0%
Interest		8660	453,504.65	300,000.00	-33.8%
Net Increase (Decrease) in the Fair Value of Investments		8662	(161,448.21)	0.00	-100.0%
Fees and Contracts					
Interagency Services		8677	0.00	0.00	0.0%
Other Local Revenue					
All Other Local Revenue		8699	(396.35)	1,539.00	-488.3%
TOTAL, OTHER LOCAL REVENUE			320,336.76	327,683.00	2.3%
TOTAL, REVENUES			28,525,288.01	29,191,348.00	2.3%
CERTIFICATED SALARIES					
Certificated Supervisors' and Administrators' Salaries		1300	0.00	0.00	0.0%
Other Certificated Salaries		1900	0.00	0.00	0.0%
TOTAL, CERTIFICATED SALARIES			0.00	0.00	0.0%
CLASSIFIED SALARIES					
Classified Support Salaries		2200	5,336,693.24	5,788,675.00	8.5%
Classified Supervisors' and Administrators' Salaries		2300	1,559,277.67	1,873,342.00	20.1%
Clerical, Technical and Office Salaries		2400	344,099.29	322,483.00	-6.3%
Other Classified Salaries		2900	0.00	0.00	0.0%
TOTAL, CLASSIFIED SALARIES			7,240,070.20	7,984,500.00	10.3%
EMPLOYEE BENEFITS					
STRS		3101-3102	76,927.90	75,428.00	-1.9%
PERS		3201-3202	1,492,782.21	1,889,056.00	26.5%
OASDI/Medicare/Alternative		3301-3302	515,922.78	575,483.00	11.5%

Description	Resource Codes	Object Codes	2022-23 Unaudited Actuals	2023-24 Budget	Percent Difference
Health and Welfare Benefits		3401-3402	2,087,554.29	2,797,180.00	34.0%
Unemployment Insurance		3501-3502	61,994.81	72,198.00	16.5%
Workers' Compensation		3601-3602	262,179.45	286,644.00	9.3%
OPEB, Allocated		3701-3702	0.00	0.00	0.0%
OPEB, Active Employees		3751-3752	0.00	0.00	0.0%
Other Employee Benefits		3901-3902	226,776.43	242,925.00	7.1%
TOTAL, EMPLOYEE BENEFITS			4,724,137.87	5,938,914.00	25.7%
BOOKS AND SUPPLIES					
Books and Other Reference Materials		4200	0.00	0.00	0.0%
Materials and Supplies		4300	897,198.69	5,649,764.00	529.7%
Noncapitalized Equipment		4400	12,955.41	230,000.00	1,675.3%
Food		4700	9,916,031.07	12,321,087.00	24.3%
TOTAL, BOOKS AND SUPPLIES			10,826,185.17	18,200,851.00	68.1%
SERVICES AND OTHER OPERATING EXPENDITURES					
Subagreements for Services		5100	0.00	0.00	0.0%
Travel and Conferences		5200	2,643.41	45,000.00	1,602.3%
Dues and Memberships		5300	2,420.00	3,000.00	24.0%
Insurance		5400-5450	0.00	0.00	0.0%
Operations and Housekeeping Services		5500	0.00	0.00	0.0%
Rentals, Leases, Repairs, and Noncapitalized Improvements		5600	193,336.11	350,000.00	81.0%
Transfers of Direct Costs		5710	0.00	0.00	0.0%
Transfers of Direct Costs - Interfund		5750	(1,204,248.41)	(869,085.00)	-27.8%
Professional/Consulting Services and Operating Expenditures		5800	406,610.32	480,000.00	18.0%
Communications		5900	62.29	1,000.00	1,505.4%
TOTAL, SERVICES AND OTHER OPERATING EXPENDITURES			(599,176.28)	9,915.00	-101.7%
CAPITAL OUTLAY					
Buildings and Improvements of Buildings		6200	2,667.53	0.00	-100.0%
Equipment		6400	0.00	2,350,000.00	New
Equipment Replacement		6500	0.00	0.00	0.0%
Lease Assets		6600	0.00	0.00	0.0%
Subscription Assets		6700	0.00	0.00	0.0%
TOTAL, CAPITAL OUTLAY			2,667.53	2,350,000.00	87,996.5%
OTHER OUTGO (excluding Transfers of Indirect Costs)					
Debt Service					
Debt Service - Interest		7438	0.00	0.00	0.0%
Other Debt Service - Principal		7439	0.00	0.00	0.0%
TOTAL, OTHER OUTGO (excluding Transfers of Indirect Costs)			0.00	0.00	0.0%
OTHER OUTGO - TRANSFERS OF INDIRECT COSTS					
Transfers of Indirect Costs - Interfund		7350	318,856.10	613,486.00	92.4%
TOTAL, OTHER OUTGO - TRANSFERS OF INDIRECT COSTS			318,856.10	613,486.00	92.4%
TOTAL, EXPENDITURES			22,512,740.59	35,097,666.00	55.9%
INTERFUND TRANSFERS					
INTERFUND TRANSFERS IN					
From: General Fund		8916	0.00	0.00	0.0%
Other Authorized Interfund Transfers In		8919	0.00	0.00	0.0%
(a) TOTAL, INTERFUND TRANSFERS IN			0.00	0.00	0.0%
INTERFUND TRANSFERS OUT					
Other Authorized Interfund Transfers Out		7619	0.00	0.00	0.0%
(b) TOTAL, INTERFUND TRANSFERS OUT			0.00	0.00	0.0%
OTHER SOURCES/USES					
SOURCES					
Other Sources					
Transfers from Funds of Lapsed/Reorganized LEAs		8965	0.00	0.00	0.0%
Long-Term Debt Proceeds					
Proceeds from Leases		8972	0.00	0.00	0.0%
Proceeds from SBITAs		8974	0.00	0.00	0.0%
All Other Financing Sources		8979	0.00	0.00	0.0%
(c) TOTAL, SOURCES			0.00	0.00	0.0%
USES					
Transfers of Funds from Lapsed/Reorganized LEAs		7651	0.00	0.00	0.0%

Description	Resource Codes	Object Codes	2022-23 Unaudited Actuals	2023-24 Budget	Percent Difference
All Other Financing Uses		7699	0.00	0.00	0.0%
(d) TOTAL, USES			0.00	0.00	0.0%
CONTRIBUTIONS					
Contributions from Unrestricted Revenues		8980	0.00	0.00	0.0%
Contributions from Restricted Revenues		8990	0.00	0.00	0.0%
(e) TOTAL, CONTRIBUTIONS			0.00	0.00	0.0%
TOTAL, OTHER FINANCING SOURCES/USES (a - b + c - d + e)			0.00	0.00	0.0%

Description	Function Codes	Object Codes	2022-23 Unaudited Actuals	2023-24 Budget	Percent Difference
A. REVENUES					
1) LCFF Sources		8010-8099	0.00	0.00	0.0%
2) Federal Revenue		8100-8299	20,897,844.33	21,412,695.00	2.5%
3) Other State Revenue		8300-8599	7,307,106.92	7,450,970.00	2.0%
4) Other Local Revenue		8600-8799	320,336.76	327,683.00	2.3%
5) TOTAL, REVENUES			28,525,288.01	29,191,348.00	2.3%
B. EXPENDITURES (Objects 1000-7999)					
1) Instruction	1000-1999		0.00	0.00	0.0%
2) Instruction - Related Services	2000-2999		0.00	0.00	0.0%
3) Pupil Services	3000-3999		22,191,216.96	34,484,180.00	55.4%
4) Ancillary Services	4000-4999		0.00	0.00	0.0%
5) Community Services	5000-5999		0.00	0.00	0.0%
6) Enterprise	6000-6999		0.00	0.00	0.0%
7) General Administration	7000-7999		318,856.10	613,486.00	92.4%
8) Plant Services	8000-8999		2,667.53	0.00	-100.0%
9) Other Outgo	9000-9999	Except 7600-7699	0.00	0.00	0.0%
10) TOTAL, EXPENDITURES			22,512,740.59	35,097,666.00	55.9%
C. EXCESS (DEFICIENCY) OF REVENUES OVER EXPENDITURES BEFORE OTHER FINANCING SOURCES AND USES (A5 - B10)			6,012,547.42	(5,906,318.00)	-198.2%
D. OTHER FINANCING SOURCES/USES					
1) Interfund Transfers					
a) Transfers In		8900-8929	0.00	0.00	0.0%
b) Transfers Out		7600-7629	0.00	0.00	0.0%
2) Other Sources/Uses					
a) Sources		8930-8979	0.00	0.00	0.0%
b) Uses		7630-7699	0.00	0.00	0.0%
3) Contributions		8980-8999	0.00	0.00	0.0%
4) TOTAL, OTHER FINANCING SOURCES/USES			0.00	0.00	0.0%
E. NET INCREASE (DECREASE) IN FUND BALANCE (C + D4)			6,012,547.42	(5,906,318.00)	-198.2%
F. FUND BALANCE, RESERVES					
1) Beginning Fund Balance					
a) As of July 1 - Unaudited		9791	29,279,791.49	34,477,044.91	17.8%
b) Audit Adjustments		9793	(815,294.00)	0.00	-100.0%
c) As of July 1 - Audited (F1a + F1b)			28,464,497.49	34,477,044.91	21.1%
d) Other Restatements		9795	0.00	0.00	0.0%
e) Adjusted Beginning Balance (F1c + F1d)			28,464,497.49	34,477,044.91	21.1%
2) Ending Balance, June 30 (E + F1e)			34,477,044.91	28,570,726.91	-17.1%
Components of Ending Fund Balance					
a) Nonspendable					
Revolving Cash		9711	0.00	0.00	0.0%
Stores		9712	0.00	0.00	0.0%
Prepaid Items		9713	0.00	0.00	0.0%
All Others		9719	0.00	0.00	0.0%
b) Restricted		9740	34,477,044.91	28,570,726.91	-17.1%
c) Committed					
Stabilization Arrangements		9750	0.00	0.00	0.0%
Other Commitments (by Resource/Object)		9760	0.00	0.00	0.0%
d) Assigned					
Other Assignments (by Resource/Object)		9780	0.00	0.00	0.0%
e) Unassigned/Unappropriated					
Reserve for Economic Uncertainties		9789	0.00	0.00	0.0%
Unassigned/Unappropriated Amount		9790	0.00	0.00	0.0%

Resource	Description	2022-23 Unaudited Actuals	2023-24 Budget
5310	Child Nutrition: School Programs (e.g., School Lunch, School Breakfast, Milk, Pregnant & Lactating Students)	29,171,067.70	22,964,749.70
5320	Child Nutrition: Child Care Food Program (CCFP) Claims-Centers and Family Day Care Homes (Meal Reimbursements)	5,231,825.66	5,231,825.66
5466	Child Nutrition: Supply Chain Assistance (SCA) Funds	3,535.81	3,535.81
9010	Other Restricted Local	70,615.74	370,615.74
Total, Restricted Balance		34,477,044.91	28,570,726.91

FORM 14
DEFERRED
MAINTENANCE
FUND

Description	Resource Codes	Object Codes	2022-23 Unaudited Actuals	2023-24 Budget	Percent Difference
A. REVENUES					
1) LCFF Sources		8010-8099	0.00	0.00	0.0%
2) Federal Revenue		8100-8299	0.00	0.00	0.0%
3) Other State Revenue		8300-8599	0.00	0.00	0.0%
4) Other Local Revenue		8600-8799	73,648.10	60,000.00	-18.5%
5) TOTAL, REVENUES			73,648.10	60,000.00	-18.5%
B. EXPENDITURES					
1) Certificated Salaries		1000-1999	0.00	0.00	0.0%
2) Classified Salaries		2000-2999	0.00	0.00	0.0%
3) Employee Benefits		3000-3999	0.00	0.00	0.0%
4) Books and Supplies		4000-4999	0.00	0.00	0.0%
5) Services and Other Operating Expenditures		5000-5999	0.00	0.00	0.0%
6) Capital Outlay		6000-6999	3,980,200.54	4,309,268.00	8.3%
7) Other Outgo (excluding Transfers of Indirect Costs)		7100-7299, 7400-7499	0.00	0.00	0.0%
8) Other Outgo - Transfers of Indirect Costs		7300-7399	0.00	0.00	0.0%
9) TOTAL, EXPENDITURES			3,980,200.54	4,309,268.00	8.3%
C. EXCESS (DEFICIENCY) OF REVENUES OVER EXPENDITURES BEFORE OTHER FINANCING SOURCES AND USES (A5 - B9)			(3,906,552.44)	(4,249,268.00)	8.8%
D. OTHER FINANCING SOURCES/USES					
1) Interfund Transfers					
a) Transfers In		8900-8929	3,000,000.00	3,000,000.00	0.0%
b) Transfers Out		7600-7629	0.00	0.00	0.0%
2) Other Sources/Uses					
a) Sources		8930-8979	0.00	0.00	0.0%
b) Uses		7630-7699	0.00	0.00	0.0%
3) Contributions		8980-8999	0.00	0.00	0.0%
4) TOTAL, OTHER FINANCING SOURCES/USES			3,000,000.00	3,000,000.00	0.0%
E. NET INCREASE (DECREASE) IN FUND BALANCE (C + D4)			(906,552.44)	(1,249,268.00)	37.8%
F. FUND BALANCE, RESERVES					
1) Beginning Fund Balance					
a) As of July 1 - Unaudited		9791	6,468,273.32	5,365,324.96	-17.1%
b) Audit Adjustments		9793	(196,395.92)	0.00	-100.0%
c) As of July 1 - Audited (F1a + F1b)			6,271,877.40	5,365,324.96	-14.5%
d) Other Restatements		9795	0.00	0.00	0.0%
e) Adjusted Beginning Balance (F1c + F1d)			6,271,877.40	5,365,324.96	-14.5%
2) Ending Balance, June 30 (E + F1e)			5,365,324.96	4,116,056.96	-23.3%
Components of Ending Fund Balance					
a) Nonspendable					
Revolving Cash		9711	0.00	0.00	0.0%
Stores		9712	0.00	0.00	0.0%
Prepaid Items		9713	0.00	0.00	0.0%
All Others		9719	0.00	0.00	0.0%
b) Restricted		9740	5,365,324.96	4,116,056.96	-23.3%
c) Committed					
Stabilization Arrangements		9750	0.00	0.00	0.0%
Other Commitments		9760	0.00	0.00	0.0%
d) Assigned					
Other Assignments		9780	0.00	0.00	0.0%
e) Unassigned/Unappropriated Reserve for Economic Uncertainties		9789	0.00	0.00	0.0%
Unassigned/Unappropriated Amount		9790	0.00	0.00	0.0%
G. ASSETS					
1) Cash					
a) in County Treasury		9110	7,164,305.42		
1) Fair Value Adjustment to Cash in County Treasury		9111	(171,998.00)		
b) in Banks		9120	0.00		
c) in Revolving Cash Account		9130	0.00		
d) with Fiscal Agent/Trustee		9135	0.00		
e) Collections Awaiting Deposit		9140	0.00		
2) Investments		9150	0.00		

Description	Resource Codes	Object Codes	2022-23 Unaudited Actuals	2023-24 Budget	Percent Difference
3) Accounts Receivable		9200	36,997.47		
4) Due from Grantor Government		9290	0.00		
5) Due from Other Funds		9310	0.00		
6) Stores		9320	0.00		
7) Prepaid Expenditures		9330	0.00		
8) Other Current Assets		9340	0.00		
9) Lease Receivable		9380	0.00		
10) TOTAL, ASSETS			7,029,304.89		
H. DEFERRED OUTFLOWS OF RESOURCES					
1) Deferred Outflows of Resources		9490	0.00		
2) TOTAL, DEFERRED OUTFLOWS			0.00		
I. LIABILITIES					
1) Accounts Payable		9500	1,663,979.93		
2) Due to Grantor Governments		9590	0.00		
3) Due to Other Funds		9610	0.00		
4) Current Loans		9640			
5) Unearned Revenue		9650	0.00		
6) TOTAL, LIABILITIES			1,663,979.93		
J. DEFERRED INFLOWS OF RESOURCES					
1) Deferred Inflows of Resources		9690	0.00		
2) TOTAL, DEFERRED INFLOWS			0.00		
K. FUND EQUITY					
(must agree with line F2) (G10 + H2) - (I6 + J2)			5,365,324.96		
LCFF SOURCES					
LCFF Transfers					
LCFF Transfers - Current Year		8091	0.00	0.00	0.0%
LCFF/Revenue Limit Transfers - Prior Years		8099	0.00	0.00	0.0%
TOTAL, LCFF SOURCES			0.00	0.00	0.0%
OTHER STATE REVENUE					
All Other State Revenue		8590	0.00	0.00	0.0%
TOTAL, OTHER STATE REVENUE			0.00	0.00	0.0%
OTHER LOCAL REVENUE					
Other Local Revenue					
Community Redevelopment Funds Not Subject to LCFF Deduction		8625	0.00	0.00	0.0%
Sales					
Sale of Equipment/Supplies		8631	0.00	0.00	0.0%
Interest		8660	90,343.13	60,000.00	-33.6%
Net Increase (Decrease) in the Fair Value of Investments		8662	(16,695.03)	0.00	-100.0%
Other Local Revenue					
All Other Local Revenue		8699	0.00	0.00	0.0%
All Other Transfers In from All Others		8799	0.00	0.00	0.0%
TOTAL, OTHER LOCAL REVENUE			73,648.10	60,000.00	-18.5%
TOTAL, REVENUES			73,648.10	60,000.00	-18.5%
CLASSIFIED SALARIES					
Classified Support Salaries		2200	0.00	0.00	0.0%
Other Classified Salaries		2900	0.00	0.00	0.0%
TOTAL, CLASSIFIED SALARIES			0.00	0.00	0.0%
EMPLOYEE BENEFITS					
STRS		3101-3102	0.00	0.00	0.0%
PERS		3201-3202	0.00	0.00	0.0%
OASDI/Medicare/Alternative		3301-3302	0.00	0.00	0.0%
Health and Welfare Benefits		3401-3402	0.00	0.00	0.0%
Unemployment Insurance		3501-3502	0.00	0.00	0.0%
Workers' Compensation		3601-3602	0.00	0.00	0.0%
OPEB, Allocated		3701-3702	0.00	0.00	0.0%
OPEB, Active Employees		3751-3752	0.00	0.00	0.0%
Other Employee Benefits		3901-3902	0.00	0.00	0.0%
TOTAL, EMPLOYEE BENEFITS			0.00	0.00	0.0%
BOOKS AND SUPPLIES					
Books and Other Reference Materials		4200	0.00	0.00	0.0%

Description	Resource Codes	Object Codes	2022-23 Unaudited Actuals	2023-24 Budget	Percent Difference
Materials and Supplies		4300	0.00	0.00	0.0%
Noncapitalized Equipment		4400	0.00	0.00	0.0%
TOTAL, BOOKS AND SUPPLIES			0.00	0.00	0.0%
SERVICES AND OTHER OPERATING EXPENDITURES					
Subagreements for Services		5100	0.00	0.00	0.0%
Travel and Conferences		5200	0.00	0.00	0.0%
Rentals, Leases, Repairs, and Noncapitalized Improvements		5600	0.00	0.00	0.0%
Transfers of Direct Costs		5710	0.00	0.00	0.0%
Transfers of Direct Costs - Interfund		5750	0.00	0.00	0.0%
Professional/Consulting Services and Operating Expenditures		5800	0.00	0.00	0.0%
TOTAL, SERVICES AND OTHER OPERATING EXPENDITURES			0.00	0.00	0.0%
CAPITAL OUTLAY					
Land Improvements		6170	0.00	0.00	0.0%
Buildings and Improvements of Buildings		6200	3,980,200.54	4,309,268.00	8.3%
Equipment		6400	0.00	0.00	0.0%
Equipment Replacement		6500	0.00	0.00	0.0%
Lease Assets		6600	0.00	0.00	0.0%
Subscription Assets		6700	0.00	0.00	0.0%
TOTAL, CAPITAL OUTLAY			3,980,200.54	4,309,268.00	8.3%
OTHER OUTGO (excluding Transfers of Indirect Costs)					
Debt Service					
Debt Service - Interest		7438	0.00	0.00	0.0%
Other Debt Service - Principal		7439	0.00	0.00	0.0%
TOTAL, OTHER OUTGO (excluding Transfers of Indirect Costs)			0.00	0.00	0.0%
TOTAL, EXPENDITURES			3,980,200.54	4,309,268.00	8.3%
INTERFUND TRANSFERS					
INTERFUND TRANSFERS IN					
Other Authorized Interfund Transfers In		8919	3,000,000.00	3,000,000.00	0.0%
(a) TOTAL, INTERFUND TRANSFERS IN			3,000,000.00	3,000,000.00	0.0%
INTERFUND TRANSFERS OUT					
Other Authorized Interfund Transfers Out		7619	0.00	0.00	0.0%
(b) TOTAL, INTERFUND TRANSFERS OUT			0.00	0.00	0.0%
OTHER SOURCES/USES					
SOURCES					
Other Sources					
Transfers from Funds of Lapsed/Reorganized LEAs		8965	0.00	0.00	0.0%
Long-Term Debt Proceeds					
Proceeds from Leases		8972	0.00	0.00	0.0%
Proceeds from SBITAs		8974	0.00	0.00	0.0%
All Other Financing Sources		8979	0.00	0.00	0.0%
(c) TOTAL, SOURCES			0.00	0.00	0.0%
USES					
Transfers of Funds from Lapsed/Reorganized LEAs		7651	0.00	0.00	0.0%
All Other Financing Uses		7699	0.00	0.00	0.0%
(d) TOTAL, USES			0.00	0.00	0.0%
CONTRIBUTIONS					
Contributions from Unrestricted Revenues		8980	0.00	0.00	0.0%
Contributions from Restricted Revenues		8990	0.00	0.00	0.0%
(e) TOTAL, CONTRIBUTIONS			0.00	0.00	0.0%
TOTAL, OTHER FINANCING SOURCES/USES (a - b + c - d + e)			3,000,000.00	3,000,000.00	0.0%

Description	Function Codes	Object Codes	2022-23 Unaudited Actuals	2023-24 Budget	Percent Difference
A. REVENUES					
1) LCFF Sources		8010-8099	0.00	0.00	0.0%
2) Federal Revenue		8100-8299	0.00	0.00	0.0%
3) Other State Revenue		8300-8599	0.00	0.00	0.0%
4) Other Local Revenue		8600-8799	73,648.10	60,000.00	-18.5%
5) TOTAL, REVENUES			73,648.10	60,000.00	-18.5%
B. EXPENDITURES (Objects 1000-7999)					
1) Instruction	1000-1999		0.00	0.00	0.0%
2) Instruction - Related Services	2000-2999		0.00	0.00	0.0%
3) Pupil Services	3000-3999		0.00	0.00	0.0%
4) Ancillary Services	4000-4999		0.00	0.00	0.0%
5) Community Services	5000-5999		0.00	0.00	0.0%
6) Enterprise	6000-6999		0.00	0.00	0.0%
7) General Administration	7000-7999		0.00	0.00	0.0%
8) Plant Services	8000-8999		3,980,200.54	4,309,268.00	8.3%
9) Other Outgo	9000-9999	Except 7600-7699	0.00	0.00	0.0%
10) TOTAL, EXPENDITURES			3,980,200.54	4,309,268.00	8.3%
C. EXCESS (DEFICIENCY) OF REVENUES OVER EXPENDITURES BEFORE OTHER FINANCING SOURCES AND USES (A5 - B10)			(3,906,552.44)	(4,249,268.00)	8.8%
D. OTHER FINANCING SOURCES/USES					
1) Interfund Transfers					
a) Transfers In		8900-8929	3,000,000.00	3,000,000.00	0.0%
b) Transfers Out		7600-7629	0.00	0.00	0.0%
2) Other Sources/Uses					
a) Sources		8930-8979	0.00	0.00	0.0%
b) Uses		7630-7699	0.00	0.00	0.0%
3) Contributions		8980-8999	0.00	0.00	0.0%
4) TOTAL, OTHER FINANCING SOURCES/USES			3,000,000.00	3,000,000.00	0.0%
E. NET INCREASE (DECREASE) IN FUND BALANCE (C + D4)			(906,552.44)	(1,249,268.00)	37.8%
F. FUND BALANCE, RESERVES					
1) Beginning Fund Balance					
a) As of July 1 - Unaudited		9791	6,468,273.32	5,365,324.96	-17.1%
b) Audit Adjustments		9793	(196,395.92)	0.00	-100.0%
c) As of July 1 - Audited (F1a + F1b)			6,271,877.40	5,365,324.96	-14.5%
d) Other Restatements		9795	0.00	0.00	0.0%
e) Adjusted Beginning Balance (F1c + F1d)			6,271,877.40	5,365,324.96	-14.5%
2) Ending Balance, June 30 (E + F1e)			5,365,324.96	4,116,056.96	-23.3%
Components of Ending Fund Balance					
a) Nonspendable					
Revolving Cash		9711	0.00	0.00	0.0%
Stores		9712	0.00	0.00	0.0%
Prepaid Items		9713	0.00	0.00	0.0%
All Others		9719	0.00	0.00	0.0%
b) Restricted		9740	5,365,324.96	4,116,056.96	-23.3%
c) Committed					
Stabilization Arrangements		9750	0.00	0.00	0.0%
Other Commitments (by Resource/Object)		9760	0.00	0.00	0.0%
d) Assigned					
Other Assignments (by Resource/Object)		9780	0.00	0.00	0.0%
e) Unassigned/Unappropriated					
Reserve for Economic Uncertainties		9789	0.00	0.00	0.0%
Unassigned/Unappropriated Amount		9790	0.00	0.00	0.0%

	Resource	Description	2022-23 Unaudited Actuals	2023-24 Budget
	9010	Other Restricted Local	5,365,324.96	4,116,056.96
Total, Restricted Balance			5,365,324.96	4,116,056.96

FORM 21

BUILDING FUND

Description	Resource Codes	Object Codes	2022-23 Unaudited Actuals	2023-24 Budget	Percent Difference
A. REVENUES					
1) LCFE Sources		8010-8099	0.00	0.00	0.0%
2) Federal Revenue		8100-8299	0.00	0.00	0.0%
3) Other State Revenue		8300-8599	10,184.00	9,717.00	-4.6%
4) Other Local Revenue		8600-8799	4,771,844.30	1,102,000.00	-76.9%
5) TOTAL, REVENUES			4,782,028.30	1,111,717.00	-76.8%
B. EXPENDITURES					
1) Certificated Salaries		1000-1999	0.00	0.00	0.0%
2) Classified Salaries		2000-2999	2,275,504.36	3,433,069.00	50.9%
3) Employee Benefits		3000-3999	1,108,738.24	1,768,371.00	59.5%
4) Books and Supplies		4000-4999	623,703.16	0.00	-100.0%
5) Services and Other Operating Expenditures		5000-5999	794,115.72	1,310,860.00	65.1%
6) Capital Outlay		6000-6999	63,999,401.94	65,300,000.00	2.0%
7) Other Outgo (excluding Transfers of Indirect Costs)		7100-7299, 7400-7499	0.00	0.00	0.0%
8) Other Outgo - Transfers of Indirect Costs		7300-7399	0.00	0.00	0.0%
9) TOTAL, EXPENDITURES			68,801,463.42	71,812,300.00	4.4%
C. EXCESS (DEFICIENCY) OF REVENUES OVER EXPENDITURES BEFORE OTHER FINANCING SOURCES AND USES (A5 - B9)			(64,019,435.12)	(70,700,583.00)	10.4%
D. OTHER FINANCING SOURCES/USES					
1) Interfund Transfers					
a) Transfers In		8900-8929	0.00	0.00	0.0%
b) Transfers Out		7600-7629	0.00	0.00	0.0%
2) Other Sources/Uses					
a) Sources		8930-8979	0.00	0.00	0.0%
b) Uses		7630-7699	0.00	0.00	0.0%
3) Contributions		8980-8999	0.00	0.00	0.0%
4) TOTAL, OTHER FINANCING SOURCES/USES			0.00	0.00	0.0%
E. NET INCREASE (DECREASE) IN FUND BALANCE (C + D4)			(64,019,435.12)	(70,700,583.00)	10.4%
F. FUND BALANCE, RESERVES					
1) Beginning Fund Balance					
a) As of July 1 - Unaudited		9791	232,455,031.28	161,317,695.16	-30.6%
b) Audit Adjustments		9793	(7,117,901.00)	0.00	-100.0%
c) As of July 1 - Audited (F1a + F1b)			225,337,130.28	161,317,695.16	-28.4%
d) Other Restatements		9795	0.00	0.00	0.0%
e) Adjusted Beginning Balance (F1c + F1d)			225,337,130.28	161,317,695.16	-28.4%
2) Ending Balance, June 30 (E + F1e)			161,317,695.16	90,617,112.16	-43.8%
Components of Ending Fund Balance					
a) Nonspendable					
Revolving Cash		9711	0.00	0.00	0.0%
Stores		9712	0.00	0.00	0.0%
Prepaid Items		9713	234,575.00	0.00	-100.0%
All Others		9719	0.00	0.00	0.0%
b) Restricted					
c) Committed					
Stabilization Arrangements		9750	0.00	0.00	0.0%
Other Commitments		9760	0.00	0.00	0.0%
d) Assigned					
Other Assignments		9780	0.00	0.00	0.0%
e) Unassigned/Unappropriated					
Reserve for Economic Uncertainties		9789	0.00	0.00	0.0%
Unassigned/Unappropriated Amount		9790	0.00	0.00	0.0%
G. ASSETS					
1) Cash					
a) in County Treasury		9110	175,072,976.27		
1) Fair Value Adjustment to Cash in County Treasury		9111	(4,203,088.00)		
b) in Banks		9120	0.00		
c) in Revolving Cash Account		9130	0.00		
d) with Fiscal Agent/Trustee		9135	0.00		
e) Collections Awaiting Deposit		9140	0.00		

Description	Resource Codes	Object Codes	2022-23 Unaudited Actuals	2023-24 Budget	Percent Difference
2) Investments		9150	0.00		
3) Accounts Receivable		9200	1,064,208.25		
4) Due from Grantor Government		9290	0.00		
5) Due from Other Funds		9310	274,584.68		
6) Stores		9320	0.00		
7) Prepaid Expenditures		9330	234,575.00		
8) Other Current Assets		9340	0.00		
9) Lease Receivable		9380	0.00		
10) TOTAL, ASSETS			172,443,256.20		
H. DEFERRED OUTFLOWS OF RESOURCES					
1) Deferred Outflows of Resources		9490	0.00		
2) TOTAL, DEFERRED OUTFLOWS			0.00		
I. LIABILITIES					
1) Accounts Payable		9500	9,390,157.40		
2) Due to Grantor Governments		9590	0.00		
3) Due to Other Funds		9610	1,735,403.64		
4) Current Loans		9640	0.00		
5) Unearned Revenue		9650	0.00		
6) TOTAL, LIABILITIES			11,125,561.04		
J. DEFERRED INFLOWS OF RESOURCES					
1) Deferred Inflows of Resources		9690	0.00		
2) TOTAL, DEFERRED INFLOWS			0.00		
K. FUND EQUITY					
Ending Fund Balance, June 30 (must agree with line F2) (G10 + H2) - (I6 + J2)			161,317,695.16		
FEDERAL REVENUE					
FEMA		8281	0.00	0.00	0.0%
All Other Federal Revenue		8290	0.00	0.00	0.0%
TOTAL, FEDERAL REVENUE			0.00	0.00	0.0%
OTHER STATE REVENUE					
Tax Relief Subventions					
Restricted Levies - Other					
Homeowners' Exemptions		8575	0.00	0.00	0.0%
Other Subventions/In-Lieu Taxes		8576	0.00	0.00	0.0%
All Other State Revenue		8590	10,184.00	9,717.00	-4.6%
TOTAL, OTHER STATE REVENUE			10,184.00	9,717.00	-4.6%
OTHER LOCAL REVENUE					
Other Local Revenue					
County and District Taxes					
Other Restricted Levies					
Secured Roll		8615	0.00	0.00	0.0%
Unsecured Roll		8616	0.00	0.00	0.0%
Prior Years' Taxes		8617	0.00	0.00	0.0%
Supplemental Taxes		8618	0.00	0.00	0.0%
Non-Ad Valorem Taxes					
Parcel Taxes		8621	0.00	0.00	0.0%
Other		8622	0.00	0.00	0.0%
Community Redevelopment Funds Not Subject to LCFF Deduction		8625	0.00	0.00	0.0%
Penalties and Interest from Delinquent Non-LCFF Taxes		8629	0.00	0.00	0.0%
Sales					
Sale of Equipment/Supplies		8631	0.00	0.00	0.0%
Leases and Rentals		8650	0.00	0.00	0.0%
Interest		8660	3,221,559.37	1,102,000.00	-65.8%
Net Increase (Decrease) in the Fair Value of Investments		8662	1,425,497.09	0.00	-100.0%
Other Local Revenue					
All Other Local Revenue		8699	124,787.84	0.00	-100.0%
All Other Transfers In from All Others		8799	0.00	0.00	0.0%
TOTAL, OTHER LOCAL REVENUE			4,771,844.30	1,102,000.00	-76.9%
TOTAL, REVENUES			4,782,028.30	1,111,717.00	-76.8%
CLASSIFIED SALARIES					
Classified Support Salaries		2200	4,141.52	0.00	-100.0%

Description	Resource Codes	Object Codes	2022-23 Unaudited Actuals	2023-24 Budget	Percent Difference
Classified Supervisors' and Administrators' Salaries		2300	2,032,566.04	3,056,095.00	50.4%
Clerical, Technical and Office Salaries		2400	238,796.80	376,974.00	57.9%
Other Classified Salaries		2900	0.00	0.00	0.0%
TOTAL, CLASSIFIED SALARIES			2,275,504.36	3,433,069.00	50.9%
EMPLOYEE BENEFITS					
STRS		3101-3102	31,677.56	31,210.00	-1.5%
PERS		3201-3202	516,717.57	826,350.00	59.9%
OASDI/Medicare/Alternative		3301-3302	158,785.90	250,662.00	57.9%
Health and Welfare Benefits		3401-3402	282,211.30	490,164.00	73.7%
Unemployment Insurance		3501-3502	21,889.34	31,908.00	45.8%
Workers' Compensation		3601-3602	81,689.00	123,247.00	50.9%
OPEB, Allocated		3701-3702	0.00	0.00	0.0%
OPEB, Active Employees		3751-3752	0.00	0.00	0.0%
Other Employee Benefits		3901-3902	15,767.57	14,830.00	-5.9%
TOTAL, EMPLOYEE BENEFITS			1,108,738.24	1,768,371.00	59.5%
BOOKS AND SUPPLIES					
Books and Other Reference Materials		4200	0.00	0.00	0.0%
Materials and Supplies		4300	2,431.27	0.00	-100.0%
Noncapitalized Equipment		4400	621,271.89	0.00	-100.0%
TOTAL, BOOKS AND SUPPLIES			623,703.16	0.00	-100.0%
SERVICES AND OTHER OPERATING EXPENDITURES					
Subagreements for Services		5100	0.00	0.00	0.0%
Travel and Conferences		5200	0.00	0.00	0.0%
Insurance		5400-5450	0.00	0.00	0.0%
Operations and Housekeeping Services		5500	0.00	0.00	0.0%
Rentals, Leases, Repairs, and Noncapitalized Improvements		5600	267,158.03	0.00	-100.0%
Transfers of Direct Costs		5710	0.00	0.00	0.0%
Transfers of Direct Costs - Interfund		5750	0.00	0.00	0.0%
Professional/Consulting Services and Operating Expenditures		5800	526,596.95	1,310,860.00	148.9%
Communications		5900	360.74	0.00	-100.0%
TOTAL, SERVICES AND OTHER OPERATING EXPENDITURES			794,115.72	1,310,860.00	65.1%
CAPITAL OUTLAY					
Land		6100	9,791.95	0.00	-100.0%
Land Improvements		6170	0.00	0.00	0.0%
Buildings and Improvements of Buildings		6200	63,989,609.99	65,300,000.00	2.0%
Books and Media for New School Libraries or Major Expansion of School Libraries		6300	0.00	0.00	0.0%
Equipment		6400	0.00	0.00	0.0%
Equipment Replacement		6500	0.00	0.00	0.0%
Lease Assets		6600	0.00	0.00	0.0%
Subscription Assets		6700	0.00	0.00	0.0%
TOTAL, CAPITAL OUTLAY			63,999,401.94	65,300,000.00	2.0%
OTHER OUTGO (excluding Transfers of Indirect Costs)					
Other Transfers Out					
All Other Transfers Out to All Others		7299	0.00	0.00	0.0%
Debt Service					
Repayment of State School Building Fund Aid - Proceeds from Bonds		7435	0.00	0.00	0.0%
Debt Service - Interest		7438	0.00	0.00	0.0%
Other Debt Service - Principal		7439	0.00	0.00	0.0%
TOTAL, OTHER OUTGO (excluding Transfers of Indirect Costs)			0.00	0.00	0.0%
TOTAL, EXPENDITURES			68,801,463.42	71,812,300.00	4.4%
INTERFUND TRANSFERS					
INTERFUND TRANSFERS IN					
Other Authorized Interfund Transfers In		8919	0.00	0.00	0.0%
(a) TOTAL, INTERFUND TRANSFERS IN			0.00	0.00	0.0%
INTERFUND TRANSFERS OUT					
To: State School Building Fund/County School Facilities Fund		7613	0.00	0.00	0.0%
Other Authorized Interfund Transfers Out		7619	0.00	0.00	0.0%
(b) TOTAL, INTERFUND TRANSFERS OUT			0.00	0.00	0.0%
OTHER SOURCES/USES					
SOURCES					

Description	Resource Codes	Object Codes	2022-23 Unaudited Actuals	2023-24 Budget	Percent Difference
Proceeds					
Proceeds from Sale of Bonds		8951	0.00	0.00	0.0%
Proceeds from Disposal of Capital Assets		8953	0.00	0.00	0.0%
Other Sources					
County School Bldg Aid		8961	0.00	0.00	0.0%
Transfers from Funds of Lapsed/Reorganized LEAs		8965	0.00	0.00	0.0%
Long-Term Debt Proceeds					
Proceeds from Certificates of Participation		8971	0.00	0.00	0.0%
Proceeds from Leases		8972	0.00	0.00	0.0%
Proceeds from Lease Revenue Bonds		8973	0.00	0.00	0.0%
Proceeds from SBITAs		8974	0.00	0.00	0.0%
All Other Financing Sources		8979	0.00	0.00	0.0%
(c) TOTAL, SOURCES			0.00	0.00	0.0%
USES					
Transfers of Funds from Lapsed/Reorganized LEAs		7651	0.00	0.00	0.0%
All Other Financing Uses		7699	0.00	0.00	0.0%
(d) TOTAL, USES			0.00	0.00	0.0%
CONTRIBUTIONS					
Contributions from Unrestricted Revenues		8980	0.00	0.00	0.0%
Contributions from Restricted Revenues		8990	0.00	0.00	0.0%
(e) TOTAL, CONTRIBUTIONS			0.00	0.00	0.0%
TOTAL, OTHER FINANCING SOURCES/USES (a - b + c - d + e)			0.00	0.00	0.0%

Description	Function Codes	Object Codes	2022-23 Unaudited Actuals	2023-24 Budget	Percent Difference
A. REVENUES					
1) LCFF Sources		8010-8099	0.00	0.00	0.0%
2) Federal Revenue		8100-8299	0.00	0.00	0.0%
3) Other State Revenue		8300-8599	10,184.00	9,717.00	-4.6%
4) Other Local Revenue		8600-8799	4,771,844.30	1,102,000.00	-76.9%
5) TOTAL, REVENUES			4,782,028.30	1,111,717.00	-76.8%
B. EXPENDITURES (Objects 1000-7999)					
1) Instruction	1000-1999		0.00	0.00	0.0%
2) Instruction - Related Services	2000-2999		0.00	0.00	0.0%
3) Pupil Services	3000-3999		0.00	0.00	0.0%
4) Ancillary Services	4000-4999		0.00	0.00	0.0%
5) Community Services	5000-5999		0.00	0.00	0.0%
6) Enterprise	6000-6999		0.00	0.00	0.0%
7) General Administration	7000-7999		0.00	0.00	0.0%
8) Plant Services	8000-8999		68,801,463.42	71,812,300.00	4.4%
9) Other Outgo	9000-9999	Except 7600-7699	0.00	0.00	0.0%
10) TOTAL, EXPENDITURES			68,801,463.42	71,812,300.00	4.4%
C. EXCESS (DEFICIENCY) OF REVENUES OVER EXPENDITURES BEFORE OTHER FINANCING SOURCES AND USES (A5 -B10)			(64,019,435.12)	(70,700,583.00)	10.4%
D. OTHER FINANCING SOURCES/USES					
1) Interfund Transfers					
a) Transfers In		8900-8929	0.00	0.00	0.0%
b) Transfers Out		7600-7629	0.00	0.00	0.0%
2) Other Sources/Uses					
a) Sources		8930-8979	0.00	0.00	0.0%
b) Uses		7630-7699	0.00	0.00	0.0%
3) Contributions		8980-8999	0.00	0.00	0.0%
4) TOTAL, OTHER FINANCING SOURCES/USES			0.00	0.00	0.0%
E. NET INCREASE (DECREASE) IN FUND BALANCE (C + D4)			(64,019,435.12)	(70,700,583.00)	10.4%
F. FUND BALANCE, RESERVES					
1) Beginning Fund Balance					
a) As of July 1 - Unaudited		9791	232,455,031.28	161,317,695.16	-30.6%
b) Audit Adjustments		9793	(7,117,901.00)	0.00	-100.0%
c) As of July 1 - Audited (F1a + F1b)			225,337,130.28	161,317,695.16	-28.4%
d) Other Restatements		9795	0.00	0.00	0.0%
e) Adjusted Beginning Balance (F1c + F1d)			225,337,130.28	161,317,695.16	-28.4%
2) Ending Balance, June 30 (E + F1e)			161,317,695.16	90,617,112.16	-43.8%
Components of Ending Fund Balance					
a) Nonspendable					
Revolving Cash		9711	0.00	0.00	0.0%
Stores		9712	0.00	0.00	0.0%
Prepaid Items		9713	234,575.00	0.00	-100.0%
All Others		9719	0.00	0.00	0.0%
b) Restricted		9740	161,083,120.16	90,617,112.16	-43.7%
c) Committed					
Stabilization Arrangements		9750	0.00	0.00	0.0%
Other Commitments (by Resource/Object)		9760	0.00	0.00	0.0%
d) Assigned					
Other Assignments (by Resource/Object)		9780	0.00	0.00	0.0%
e) Unassigned/Unappropriated					
Reserve for Economic Uncertainties		9789	0.00	0.00	0.0%
Unassigned/Unappropriated Amount		9790	0.00	0.00	0.0%

Resource	Description	2022-23 Unaudited Actuals	2023-24 Budget
9010	Other Restricted Local	161,083,120.16	90,617,112.16
Total, Restricted Balance		161,083,120.16	90,617,112.16

FORM 25
CAPITAL
FACILITIES FUND

Description	Resource Codes	Object Codes	2022-23 Unaudited Actuals	2023-24 Budget	Percent Difference
A. REVENUES					
1) LCFE Sources		8010-8099	0.00	0.00	0.0%
2) Federal Revenue		8100-8299	0.00	0.00	0.0%
3) Other State Revenue		8300-8599	0.00	0.00	0.0%
4) Other Local Revenue		8600-8799	3,546,695.47	2,580,000.00	-27.3%
5) TOTAL, REVENUES			3,546,695.47	2,580,000.00	-27.3%
B. EXPENDITURES					
1) Certificated Salaries		1000-1999	0.00	0.00	0.0%
2) Classified Salaries		2000-2999	182.04	0.00	-100.0%
3) Employee Benefits		3000-3999	20.56	0.00	-100.0%
4) Books and Supplies		4000-4999	0.00	0.00	0.0%
5) Services and Other Operating Expenditures		5000-5999	0.00	0.00	0.0%
6) Capital Outlay		6000-6999	320,441.08	4,000,000.00	1,148.3%
7) Other Outgo (excluding Transfers of Indirect Costs)		7100-7299, 7400-7499	0.00	0.00	0.0%
8) Other Outgo - Transfers of Indirect Costs		7300-7399	0.00	0.00	0.0%
9) TOTAL, EXPENDITURES			320,643.68	4,000,000.00	1,147.5%
C. EXCESS (DEFICIENCY) OF REVENUES OVER EXPENDITURES BEFORE OTHER FINANCING SOURCES AND USES (A5 - B9)			3,226,051.79	(1,420,000.00)	-144.0%
D. OTHER FINANCING SOURCES/USES					
1) Interfund Transfers					
a) Transfers In		8900-8929	0.00	0.00	0.0%
b) Transfers Out		7600-7629	0.00	0.00	0.0%
2) Other Sources/Uses					
a) Sources		8930-8979	0.00	0.00	0.0%
b) Uses		7630-7699	0.00	0.00	0.0%
3) Contributions		8980-8999	0.00	0.00	0.0%
4) TOTAL, OTHER FINANCING SOURCES/USES			0.00	0.00	0.0%
E. NET INCREASE (DECREASE) IN FUND BALANCE (C + D4)			3,226,051.79	(1,420,000.00)	-144.0%
F. FUND BALANCE, RESERVES					
1) Beginning Fund Balance					
a) As of July 1 - Unaudited		9791	17,486,329.25	20,233,438.67	15.7%
b) Audit Adjustments		9793	(478,942.37)	0.00	-100.0%
c) As of July 1 - Audited (F1a + F1b)			17,007,386.88	20,233,438.67	19.0%
d) Other Restatements		9795	0.00	0.00	0.0%
e) Adjusted Beginning Balance (F1c + F1d)			17,007,386.88	20,233,438.67	19.0%
2) Ending Balance, June 30 (E + F1e)			20,233,438.67	18,813,438.67	-7.0%
Components of Ending Fund Balance					
a) Nonspendable					
Revolving Cash		9711	0.00	0.00	0.0%
Stores		9712	0.00	0.00	0.0%
Prepaid Items		9713	0.00	0.00	0.0%
All Others		9719	0.00	0.00	0.0%
b) Restricted		9740	20,233,438.67	18,813,438.67	-7.0%
c) Committed					
Stabilization Arrangements		9750	0.00	0.00	0.0%
Other Commitments		9760	0.00	0.00	0.0%
d) Assigned					
Other Assignments		9780	0.00	0.00	0.0%
e) Unassigned/Unappropriated					
Reserve for Economic Uncertainties		9789	0.00	0.00	0.0%
Unassigned/Unappropriated Amount		9790	0.00	0.00	0.0%
G. ASSETS					
1) Cash					
a) in County Treasury		9110	19,031,130.46		
1) Fair Value Adjustment to Cash in County Treasury		9111	(456,892.00)		
b) in Banks		9120	0.00		
c) in Revolving Cash Account		9130	0.00		
d) with Fiscal Agent/Trustee		9135	0.00		
e) Collections Awaiting Deposit		9140	0.00		

Description	Resource Codes	Object Codes	2022-23 Unaudited Actuals	2023-24 Budget	Percent Difference
2) Investments		9150	0.00		
3) Accounts Receivable		9200	906,615.69		
4) Due from Grantor Government		9290	0.00		
5) Due from Other Funds		9310	1,735,353.64		
6) Stores		9320	0.00		
7) Prepaid Expenditures		9330	0.00		
8) Other Current Assets		9340	0.00		
9) Lease Receivable		9380	0.00		
10) TOTAL, ASSETS			21,216,207.79		
H. DEFERRED OUTFLOWS OF RESOURCES					
1) Deferred Outflows of Resources		9490	0.00		
2) TOTAL, DEFERRED OUTFLOWS			0.00		
I. LIABILITIES					
1) Accounts Payable		9500	982,769.12		
2) Due to Grantor Governments		9590	0.00		
3) Due to Other Funds		9610	0.00		
4) Current Loans		9640	0.00		
5) Unearned Revenue		9650	0.00		
6) TOTAL, LIABILITIES			982,769.12		
J. DEFERRED INFLOWS OF RESOURCES					
1) Deferred Inflows of Resources		9690	0.00		
2) TOTAL, DEFERRED INFLOWS			0.00		
K. FUND EQUITY					
Ending Fund Balance, June 30 (must agree with line F2) (G10 + H2) - (I6 + J2)			20,233,438.67		
OTHER STATE REVENUE					
Tax Relief Subventions					
Restricted Levies - Other					
Homeowners' Exemptions			8575	0.00	0.00
Other Subventions/In-Lieu Taxes			8576	0.00	0.00
All Other State Revenue			8590	0.00	0.00
TOTAL, OTHER STATE REVENUE				0.00	0.00
OTHER LOCAL REVENUE					
Other Local Revenue					
County and District Taxes					
Other Restricted Levies					
Secured Roll			8615	0.00	0.00
Unsecured Roll			8616	0.00	0.00
Prior Years' Taxes			8617	0.00	0.00
Supplemental Taxes			8618	0.00	0.00
Non-Ad Valorem Taxes					
Parcel Taxes			8621	0.00	0.00
Other			8622	0.00	0.00
Community Redevelopment Funds Not Subject to LCFF Deduction			8625	0.00	0.00
Penalties and Interest from Delinquent Non-LCFF Taxes			8629	0.00	0.00
Sales					
Sale of Equipment/Supplies			8631	0.00	0.00
Interest			8660	293,957.74	180,000.00
Net Increase (Decrease) in the Fair Value of Investments			8662	(78,161.27)	0.00
Fees and Contracts					
Mitigation/Developer Fees			8681	3,330,899.00	2,400,000.00
Other Local Revenue					
All Other Local Revenue			8699	0.00	0.00
All Other Transfers In from All Others			8799	0.00	0.00
TOTAL, OTHER LOCAL REVENUE				3,546,695.47	2,580,000.00
TOTAL, REVENUES				3,546,695.47	2,580,000.00
CERTIFICATED SALARIES					
Other Certificated Salaries			1900	0.00	0.00
TOTAL, CERTIFICATED SALARIES				0.00	0.00
CLASSIFIED SALARIES					
Classified Support Salaries			2200	182.04	0.00

Description	Resource Codes	Object Codes	2022-23 Unaudited Actuals	2023-24 Budget	Percent Difference
Classified Supervisors' and Administrators' Salaries		2300	0.00	0.00	0.0%
Clerical, Technical and Office Salaries		2400	0.00	0.00	0.0%
Other Classified Salaries		2900	0.00	0.00	0.0%
TOTAL, CLASSIFIED SALARIES			182.04	0.00	-100.0%
EMPLOYEE BENEFITS					
STRS		3101-3102	0.00	0.00	0.0%
PERS		3201-3202	0.00	0.00	0.0%
OASDI/Medicare/Alternative		3301-3302	13.93	0.00	-100.0%
Health and Welfare Benefits		3401-3402	0.00	0.00	0.0%
Unemployment Insurance		3501-3502	.09	0.00	-100.0%
Workers' Compensation		3601-3602	6.54	0.00	-100.0%
OPEB, Allocated		3701-3702	0.00	0.00	0.0%
OPEB, Active Employees		3751-3752	0.00	0.00	0.0%
Other Employee Benefits		3901-3902	0.00	0.00	0.0%
TOTAL, EMPLOYEE BENEFITS			20.56	0.00	-100.0%
BOOKS AND SUPPLIES					
Approved Textbooks and Core Curricula Materials		4100	0.00	0.00	0.0%
Books and Other Reference Materials		4200	0.00	0.00	0.0%
Materials and Supplies		4300	0.00	0.00	0.0%
Noncapitalized Equipment		4400	0.00	0.00	0.0%
TOTAL, BOOKS AND SUPPLIES			0.00	0.00	0.0%
SERVICES AND OTHER OPERATING EXPENDITURES					
Subagreements for Services		5100	0.00	0.00	0.0%
Travel and Conferences		5200	0.00	0.00	0.0%
Insurance		5400-5450	0.00	0.00	0.0%
Operations and Housekeeping Services		5500	0.00	0.00	0.0%
Rentals, Leases, Repairs, and Noncapitalized Improvements		5600	0.00	0.00	0.0%
Transfers of Direct Costs		5710	0.00	0.00	0.0%
Transfers of Direct Costs - Interfund		5750	0.00	0.00	0.0%
Professional/Consulting Services and Operating Expenditures		5800	0.00	0.00	0.0%
Communications		5900	0.00	0.00	0.0%
TOTAL, SERVICES AND OTHER OPERATING EXPENDITURES			0.00	0.00	0.0%
CAPITAL OUTLAY					
Land		6100	0.00	0.00	0.0%
Land Improvements		6170	0.00	0.00	0.0%
Buildings and Improvements of Buildings		6200	320,441.08	4,000,000.00	1,148.3%
Books and Media for New School Libraries or Major Expansion of School Libraries		6300	0.00	0.00	0.0%
Equipment		6400	0.00	0.00	0.0%
Equipment Replacement		6500	0.00	0.00	0.0%
Lease Assets		6600	0.00	0.00	0.0%
Subscription Assets		6700	0.00	0.00	0.0%
TOTAL, CAPITAL OUTLAY			320,441.08	4,000,000.00	1,148.3%
OTHER OUTGO (excluding Transfers of Indirect Costs)					
Other Transfers Out					
All Other Transfers Out to All Others		7299	0.00	0.00	0.0%
Debt Service					
Debt Service - Interest		7438	0.00	0.00	0.0%
Other Debt Service - Principal		7439	0.00	0.00	0.0%
TOTAL, OTHER OUTGO (excluding Transfers of Indirect Costs)			0.00	0.00	0.0%
TOTAL, EXPENDITURES			320,643.68	4,000,000.00	1,147.5%
INTERFUND TRANSFERS					
INTERFUND TRANSFERS IN					
Other Authorized Interfund Transfers In		8919	0.00	0.00	0.0%
(a) TOTAL, INTERFUND TRANSFERS IN			0.00	0.00	0.0%
INTERFUND TRANSFERS OUT					
To: State School Building Fund/County School Facilities Fund		7613	0.00	0.00	0.0%
Other Authorized Interfund Transfers Out		7619	0.00	0.00	0.0%
(b) TOTAL, INTERFUND TRANSFERS OUT			0.00	0.00	0.0%
OTHER SOURCES/USES					
SOURCES					

Description	Resource Codes	Object Codes	2022-23 Unaudited Actuals	2023-24 Budget	Percent Difference
Proceeds					
Proceeds from Disposal of Capital Assets		8953	0.00	0.00	0.0%
Other Sources					
Transfers from Funds of Lapsed/Reorganized LEAs		8965	0.00	0.00	0.0%
Long-Term Debt Proceeds					
Proceeds from Certificates of Participation		8971	0.00	0.00	0.0%
Proceeds from Leases		8972	0.00	0.00	0.0%
Proceeds from Lease Revenue Bonds		8973	0.00	0.00	0.0%
Proceeds from SBITAs		8974	0.00	0.00	0.0%
All Other Financing Sources		8979	0.00	0.00	0.0%
(c) TOTAL, SOURCES			0.00	0.00	0.0%
USES					
Transfers of Funds from Lapsed/Reorganized LEAs		7651	0.00	0.00	0.0%
All Other Financing Uses		7699	0.00	0.00	0.0%
(d) TOTAL, USES			0.00	0.00	0.0%
CONTRIBUTIONS					
Contributions from Unrestricted Revenues		8980	0.00	0.00	0.0%
Contributions from Restricted Revenues		8990	0.00	0.00	0.0%
(e) TOTAL, CONTRIBUTIONS			0.00	0.00	0.0%
TOTAL, OTHER FINANCING SOURCES/USES (a - b + c - d + e)			0.00	0.00	0.0%

Description	Function Codes	Object Codes	2022-23 Unaudited Actuals	2023-24 Budget	Percent Difference
A. REVENUES					
1) LCFF Sources		8010-8099	0.00	0.00	0.0%
2) Federal Revenue		8100-8299	0.00	0.00	0.0%
3) Other State Revenue		8300-8599	0.00	0.00	0.0%
4) Other Local Revenue		8600-8799	3,546,695.47	2,580,000.00	-27.3%
5) TOTAL, REVENUES			3,546,695.47	2,580,000.00	-27.3%
B. EXPENDITURES (Objects 1000-7999)					
1) Instruction	1000-1999		0.00	0.00	0.0%
2) Instruction - Related Services	2000-2999		0.00	0.00	0.0%
3) Pupil Services	3000-3999		0.00	0.00	0.0%
4) Ancillary Services	4000-4999		0.00	0.00	0.0%
5) Community Services	5000-5999		0.00	0.00	0.0%
6) Enterprise	6000-6999		0.00	0.00	0.0%
7) General Administration	7000-7999		0.00	0.00	0.0%
8) Plant Services	8000-8999		320,643.68	4,000,000.00	1,147.5%
9) Other Outgo	9000-9999	Except 7600-7699	0.00	0.00	0.0%
10) TOTAL, EXPENDITURES			320,643.68	4,000,000.00	1,147.5%
C. EXCESS (DEFICIENCY) OF REVENUES OVER EXPENDITURES BEFORE OTHER FINANCING SOURCES AND USES (A5 -B10)			3,226,051.79	(1,420,000.00)	-144.0%
D. OTHER FINANCING SOURCES/USES					
1) Interfund Transfers					
a) Transfers In		8900-8929	0.00	0.00	0.0%
b) Transfers Out		7600-7629	0.00	0.00	0.0%
2) Other Sources/Uses					
a) Sources		8930-8979	0.00	0.00	0.0%
b) Uses		7630-7699	0.00	0.00	0.0%
3) Contributions		8980-8999	0.00	0.00	0.0%
4) TOTAL, OTHER FINANCING SOURCES/USES			0.00	0.00	0.0%
E. NET INCREASE (DECREASE) IN FUND BALANCE (C + D4)			3,226,051.79	(1,420,000.00)	-144.0%
F. FUND BALANCE, RESERVES					
1) Beginning Fund Balance					
a) As of July 1 - Unaudited		9791	17,486,329.25	20,233,438.67	15.7%
b) Audit Adjustments		9793	(478,942.37)	0.00	-100.0%
c) As of July 1 - Audited (F1a + F1b)			17,007,386.88	20,233,438.67	19.0%
d) Other Restatements		9795	0.00	0.00	0.0%
e) Adjusted Beginning Balance (F1c + F1d)			17,007,386.88	20,233,438.67	19.0%
2) Ending Balance, June 30 (E + F1e)			20,233,438.67	18,813,438.67	-7.0%
Components of Ending Fund Balance					
a) Nonspendable					
Revolving Cash		9711	0.00	0.00	0.0%
Stores		9712	0.00	0.00	0.0%
Prepaid Items		9713	0.00	0.00	0.0%
All Others		9719	0.00	0.00	0.0%
b) Restricted		9740	20,233,438.67	18,813,438.67	-7.0%
c) Committed					
Stabilization Arrangements		9750	0.00	0.00	0.0%
Other Commitments (by Resource/Object)		9760	0.00	0.00	0.0%
d) Assigned					
Other Assignments (by Resource/Object)		9780	0.00	0.00	0.0%
e) Unassigned/Unappropriated					
Reserve for Economic Uncertainties		9789	0.00	0.00	0.0%
Unassigned/Unappropriated Amount		9790	0.00	0.00	0.0%

Resource	Description	2022-23 Unaudited Actuals	2023-24 Budget
9010	Other Restricted Local	20,233,438.67	18,813,438.67
Total, Restricted Balance		20,233,438.67	18,813,438.67

FORM 35
COUNTY SCHOOL
FACILITIES FUND

Description	Resource Codes	Object Codes	2022-23 Unaudited Actuals	2023-24 Budget	Percent Difference
A. REVENUES					
1) LCFE Sources		8010-8099	0.00	0.00	0.0%
2) Federal Revenue		8100-8299	0.00	0.00	0.0%
3) Other State Revenue		8300-8599	0.00	0.00	0.0%
4) Other Local Revenue		8600-8799	212,278.71	120,000.00	-43.5%
5) TOTAL, REVENUES			212,278.71	120,000.00	-43.5%
B. EXPENDITURES					
1) Certificated Salaries		1000-1999	0.00	0.00	0.0%
2) Classified Salaries		2000-2999	0.00	0.00	0.0%
3) Employee Benefits		3000-3999	0.00	0.00	0.0%
4) Books and Supplies		4000-4999	8,956.78	0.00	-100.0%
5) Services and Other Operating Expenditures		5000-5999	0.00	0.00	0.0%
6) Capital Outlay		6000-6999	1,484,302.60	2,400,000.00	61.7%
7) Other Outgo (excluding Transfers of Indirect Costs)		7100-7299, 7400-7499	0.00	0.00	0.0%
8) Other Outgo - Transfers of Indirect Costs		7300-7399	0.00	0.00	0.0%
9) TOTAL, EXPENDITURES			1,493,259.38	2,400,000.00	60.7%
C. EXCESS (DEFICIENCY) OF REVENUES OVER EXPENDITURES BEFORE OTHER FINANCING SOURCES AND USES (A5 - B9)			(1,280,980.67)	(2,280,000.00)	78.0%
D. OTHER FINANCING SOURCES/USES					
1) Interfund Transfers					
a) Transfers In		8900-8929	0.00	0.00	0.0%
b) Transfers Out		7600-7629	0.00	0.00	0.0%
2) Other Sources/Uses					
a) Sources		8930-8979	0.00	0.00	0.0%
b) Uses		7630-7699	0.00	0.00	0.0%
3) Contributions		8980-8999	0.00	0.00	0.0%
4) TOTAL, OTHER FINANCING SOURCES/USES			0.00	0.00	0.0%
E. NET INCREASE (DECREASE) IN FUND BALANCE (C + D4)			(1,280,980.67)	(2,280,000.00)	78.0%
F. FUND BALANCE, RESERVES					
1) Beginning Fund Balance					
a) As of July 1 - Unaudited		9791	11,974,694.54	10,327,808.15	-13.8%
b) Audit Adjustments		9793	(365,905.72)	0.00	-100.0%
c) As of July 1 - Audited (F1a + F1b)			11,608,788.82	10,327,808.15	-11.0%
d) Other Restatements		9795	0.00	0.00	0.0%
e) Adjusted Beginning Balance (F1c + F1d)			11,608,788.82	10,327,808.15	-11.0%
2) Ending Balance, June 30 (E + F1e)			10,327,808.15	8,047,808.15	-22.1%
Components of Ending Fund Balance					
a) Nonspendable					
Revolving Cash		9711	0.00	0.00	0.0%
Stores		9712	0.00	0.00	0.0%
Prepaid Items		9713	0.00	0.00	0.0%
All Others		9719	0.00	0.00	0.0%
b) Restricted		9740	10,327,808.15	8,047,808.15	-22.1%
c) Committed					
Stabilization Arrangements		9750	0.00	0.00	0.0%
Other Commitments		9760	0.00	0.00	0.0%
d) Assigned					
Other Assignments		9780	0.00	0.00	0.0%
e) Unassigned/Unappropriated					
Reserve for Economic Uncertainties		9789	0.00	0.00	0.0%
Unassigned/Unappropriated Amount		9790	0.00	0.00	0.0%
G. ASSETS					
1) Cash					
a) in County Treasury		9110	10,987,658.34		
1) Fair Value Adjustment to Cash in County Treasury		9111	(263,788.00)		
b) in Banks		9120	0.00		
c) in Revolving Cash Account		9130	0.00		
d) with Fiscal Agent/Trustee		9135	0.00		
e) Collections Awaiting Deposit		9140	0.00		

Description	Resource Codes	Object Codes	2022-23 Unaudited Actuals	2023-24 Budget	Percent Difference
2) Investments		9150	0.00		
3) Accounts Receivable		9200	64,220.08		
4) Due from Grantor Government		9290	0.00		
5) Due from Other Funds		9310	2,037.77		
6) Stores		9320	0.00		
7) Prepaid Expenditures		9330	0.00		
8) Other Current Assets		9340	0.00		
9) Lease Receivable		9380	0.00		
10) TOTAL, ASSETS			10,790,128.19		
H. DEFERRED OUTFLOWS OF RESOURCES					
1) Deferred Outflows of Resources		9490	0.00		
2) TOTAL, DEFERRED OUTFLOWS			0.00		
I. LIABILITIES					
1) Accounts Payable		9500	462,320.04		
2) Due to Grantor Governments		9590	0.00		
3) Due to Other Funds		9610	0.00		
4) Current Loans		9640	0.00		
5) Unearned Revenue		9650	0.00		
6) TOTAL, LIABILITIES			462,320.04		
J. DEFERRED INFLOWS OF RESOURCES					
1) Deferred Inflows of Resources		9690	0.00		
2) TOTAL, DEFERRED INFLOWS			0.00		
K. FUND EQUITY					
Ending Fund Balance, June 30 (must agree with line F2) (G10 + H2) - (I6 + J2)			10,327,808.15		
FEDERAL REVENUE					
All Other Federal Revenue		8290	0.00	0.00	0.0%
TOTAL, FEDERAL REVENUE			0.00	0.00	0.0%
OTHER STATE REVENUE					
School Facilities Apportionments		8545	0.00	0.00	0.0%
Pass-Through Revenues from State Sources		8587	0.00	0.00	0.0%
All Other State Revenue		8590	0.00	0.00	0.0%
TOTAL, OTHER STATE REVENUE			0.00	0.00	0.0%
OTHER LOCAL REVENUE					
Sales					
Sale of Equipment/Supplies		8631	0.00	0.00	0.0%
Leases and Rentals		8650	0.00	0.00	0.0%
Interest		8660	182,224.17	120,000.00	-34.1%
Net Increase (Decrease) in the Fair Value of Investments		8662	25,557.34	0.00	-100.0%
Other Local Revenue					
All Other Local Revenue		8699	4,497.20	0.00	-100.0%
All Other Transfers In from All Others		8799	0.00	0.00	0.0%
TOTAL, OTHER LOCAL REVENUE			212,278.71	120,000.00	-43.5%
TOTAL, REVENUES			212,278.71	120,000.00	-43.5%
CLASSIFIED SALARIES					
Classified Support Salaries		2200	0.00	0.00	0.0%
Classified Supervisors' and Administrators' Salaries		2300	0.00	0.00	0.0%
Clerical, Technical and Office Salaries		2400	0.00	0.00	0.0%
Other Classified Salaries		2900	0.00	0.00	0.0%
TOTAL, CLASSIFIED SALARIES			0.00	0.00	0.0%
EMPLOYEE BENEFITS					
STRS		3101-3102	0.00	0.00	0.0%
PERS		3201-3202	0.00	0.00	0.0%
OASDI/Medicare/Alternative		3301-3302	0.00	0.00	0.0%
Health and Welfare Benefits		3401-3402	0.00	0.00	0.0%
Unemployment Insurance		3501-3502	0.00	0.00	0.0%
Workers' Compensation		3601-3602	0.00	0.00	0.0%
OPEB, Allocated		3701-3702	0.00	0.00	0.0%
OPEB, Active Employees		3751-3752	0.00	0.00	0.0%
Other Employee Benefits		3901-3902	0.00	0.00	0.0%
TOTAL, EMPLOYEE BENEFITS			0.00	0.00	0.0%

Description	Resource Codes	Object Codes	2022-23 Unaudited Actuals	2023-24 Budget	Percent Difference
BOOKS AND SUPPLIES					
Books and Other Reference Materials		4200	0.00	0.00	0.0%
Materials and Supplies		4300	0.00	0.00	0.0%
Noncapitalized Equipment		4400	8,956.78	0.00	-100.0%
TOTAL, BOOKS AND SUPPLIES			8,956.78	0.00	-100.0%
SERVICES AND OTHER OPERATING EXPENDITURES					
Subagreements for Services		5100	0.00	0.00	0.0%
Travel and Conferences		5200	0.00	0.00	0.0%
Insurance		5400-5450	0.00	0.00	0.0%
Operations and Housekeeping Services		5500	0.00	0.00	0.0%
Rentals, Leases, Repairs, and Noncapitalized Improvements		5600	0.00	0.00	0.0%
Transfers of Direct Costs		5710	0.00	0.00	0.0%
Transfers of Direct Costs - Interfund		5750	0.00	0.00	0.0%
Professional/Consulting Services and Operating Expenditures		5800	0.00	0.00	0.0%
Communications		5900	0.00	0.00	0.0%
TOTAL, SERVICES AND OTHER OPERATING EXPENDITURES			0.00	0.00	0.0%
CAPITAL OUTLAY					
Land		6100	0.00	0.00	0.0%
Land Improvements		6170	0.00	0.00	0.0%
Buildings and Improvements of Buildings		6200	1,345,330.57	2,400,000.00	78.4%
Books and Media for New School Libraries or Major Expansion of School Libraries		6300	0.00	0.00	0.0%
Equipment		6400	138,972.03	0.00	-100.0%
Equipment Replacement		6500	0.00	0.00	0.0%
Lease Assets		6600	0.00	0.00	0.0%
Subscription Assets		6700	0.00	0.00	0.0%
TOTAL, CAPITAL OUTLAY			1,484,302.60	2,400,000.00	61.7%
OTHER OUTGO (excluding Transfers of Indirect Costs)					
Other Transfers Out					
Transfers of Pass-Through Revenues					
To Districts or Charter Schools		7211	0.00	0.00	0.0%
To County Offices		7212	0.00	0.00	0.0%
To JPAs		7213	0.00	0.00	0.0%
All Other Transfers Out to All Others		7299	0.00	0.00	0.0%
Debt Service					
Debt Service - Interest		7438	0.00	0.00	0.0%
Other Debt Service - Principal		7439	0.00	0.00	0.0%
TOTAL, OTHER OUTGO (excluding Transfers of Indirect Costs)			0.00	0.00	0.0%
TOTAL, EXPENDITURES			1,493,259.38	2,400,000.00	60.7%
INTERFUND TRANSFERS					
INTERFUND TRANSFERS IN					
To: State School Building Fund/County School Facilities Fund From: All Other Funds		8913	0.00	0.00	0.0%
Other Authorized Interfund Transfers In		8919	0.00	0.00	0.0%
(a) TOTAL, INTERFUND TRANSFERS IN			0.00	0.00	0.0%
INTERFUND TRANSFERS OUT					
To: State School Building Fund/County School Facilities Fund		7613	0.00	0.00	0.0%
Other Authorized Interfund Transfers Out		7619	0.00	0.00	0.0%
(b) TOTAL, INTERFUND TRANSFERS OUT			0.00	0.00	0.0%
OTHER SOURCES/USES					
SOURCES					
Proceeds					
Proceeds from Disposal of Capital Assets		8953	0.00	0.00	0.0%
Other Sources					
Transfers from Funds of Lapsed/Reorganized LEAs		8965	0.00	0.00	0.0%
Long-Term Debt Proceeds					
Proceeds from Certificates of Participation		8971	0.00	0.00	0.0%
Proceeds from Leases		8972	0.00	0.00	0.0%
Proceeds from Lease Revenue Bonds		8973	0.00	0.00	0.0%
Proceeds from SBITAs		8974	0.00	0.00	0.0%
All Other Financing Sources		8979	0.00	0.00	0.0%
(c) TOTAL, SOURCES			0.00	0.00	0.0%

Description	Resource Codes	Object Codes	2022-23 Unaudited Actuals	2023-24 Budget	Percent Difference
USES					
Transfers of Funds from Lapsed/Reorganized LEAs		7651	0.00	0.00	0.0%
(d) TOTAL, USES			0.00	0.00	0.0%
CONTRIBUTIONS					
Contributions from Unrestricted Revenues		8980	0.00	0.00	0.0%
Contributions from Restricted Revenues		8990	0.00	0.00	0.0%
(e) TOTAL, CONTRIBUTIONS			0.00	0.00	0.0%
TOTAL, OTHER FINANCING SOURCES/USES (a - b + c - d + e)			0.00	0.00	0.0%

Description	Function Codes	Object Codes	2022-23 Unaudited Actuals	2023-24 Budget	Percent Difference
A. REVENUES					
1) LCFF Sources		8010-8099	0.00	0.00	0.0%
2) Federal Revenue		8100-8299	0.00	0.00	0.0%
3) Other State Revenue		8300-8599	0.00	0.00	0.0%
4) Other Local Revenue		8600-8799	212,278.71	120,000.00	-43.5%
5) TOTAL, REVENUES			212,278.71	120,000.00	-43.5%
B. EXPENDITURES (Objects 1000-7999)					
1) Instruction	1000-1999		0.00	0.00	0.0%
2) Instruction - Related Services	2000-2999		0.00	0.00	0.0%
3) Pupil Services	3000-3999		0.00	0.00	0.0%
4) Ancillary Services	4000-4999		0.00	0.00	0.0%
5) Community Services	5000-5999		0.00	0.00	0.0%
6) Enterprise	6000-6999		0.00	0.00	0.0%
7) General Administration	7000-7999		0.00	0.00	0.0%
8) Plant Services	8000-8999		1,493,259.38	2,400,000.00	60.7%
9) Other Outgo	9000-9999	Except 7600-7699	0.00	0.00	0.0%
10) TOTAL, EXPENDITURES			1,493,259.38	2,400,000.00	60.7%
C. EXCESS (DEFICIENCY) OF REVENUES OVER EXPENDITURES BEFORE OTHER FINANCING SOURCES AND USES (A5 -B10)			(1,280,980.67)	(2,280,000.00)	78.0%
D. OTHER FINANCING SOURCES/USES					
1) Interfund Transfers					
a) Transfers In		8900-8929	0.00	0.00	0.0%
b) Transfers Out		7600-7629	0.00	0.00	0.0%
2) Other Sources/Uses					
a) Sources		8930-8979	0.00	0.00	0.0%
b) Uses		7630-7699	0.00	0.00	0.0%
3) Contributions		8980-8999	0.00	0.00	0.0%
4) TOTAL, OTHER FINANCING SOURCES/USES			0.00	0.00	0.0%
E. NET INCREASE (DECREASE) IN FUND BALANCE (C + D4)			(1,280,980.67)	(2,280,000.00)	78.0%
F. FUND BALANCE, RESERVES					
1) Beginning Fund Balance					
a) As of July 1 - Unaudited		9791	11,974,694.54	10,327,808.15	-13.8%
b) Audit Adjustments		9793	(365,905.72)	0.00	-100.0%
c) As of July 1 - Audited (F1a + F1b)			11,608,788.82	10,327,808.15	-11.0%
d) Other Restatements		9795	0.00	0.00	0.0%
e) Adjusted Beginning Balance (F1c + F1d)			11,608,788.82	10,327,808.15	-11.0%
2) Ending Balance, June 30 (E + F1e)			10,327,808.15	8,047,808.15	-22.1%
Components of Ending Fund Balance					
a) Nonspendable					
Revolving Cash		9711	0.00	0.00	0.0%
Stores		9712	0.00	0.00	0.0%
Prepaid Items		9713	0.00	0.00	0.0%
All Others		9719	0.00	0.00	0.0%
b) Restricted		9740	10,327,808.15	8,047,808.15	-22.1%
c) Committed					
Stabilization Arrangements		9750	0.00	0.00	0.0%
Other Commitments (by Resource/Object)		9760	0.00	0.00	0.0%
d) Assigned					
Other Assignments (by Resource/Object)		9780	0.00	0.00	0.0%
e) Unassigned/Unappropriated					
Reserve for Economic Uncertainties		9789	0.00	0.00	0.0%
Unassigned/Unappropriated Amount		9790	0.00	0.00	0.0%

Resource	Description	2022-23 Unaudited Actuals	2023-24 Budget
7710	State School Facilities Projects	10,322,810.95	8,042,810.95
9010	Other Restricted Local	4,997.20	4,997.20
Total, Restricted Balance		10,327,808.15	8,047,808.15

FORM 40

SPECIAL RESERVE FUND FOR CAPITAL OUTLAY PROJECTS

Description	Resource Codes	Object Codes	2022-23 Unaudited Actuals	2023-24 Budget	Percent Difference
A. REVENUES					
1) LCFE Sources		8010-8099	0.00	0.00	0.0%
2) Federal Revenue		8100-8299	0.00	0.00	0.0%
3) Other State Revenue		8300-8599	0.00	0.00	0.0%
4) Other Local Revenue		8600-8799	(35,279.53)	7,500.00	-121.3%
5) TOTAL, REVENUES			(35,279.53)	7,500.00	-121.3%
B. EXPENDITURES					
1) Certificated Salaries		1000-1999	0.00	0.00	0.0%
2) Classified Salaries		2000-2999	199.53	0.00	-100.0%
3) Employee Benefits		3000-3999	74.04	0.00	-100.0%
4) Books and Supplies		4000-4999	0.00	0.00	0.0%
5) Services and Other Operating Expenditures		5000-5999	221,349.05	0.00	-100.0%
6) Capital Outlay		6000-6999	275,071.90	1,000,000.00	263.5%
7) Other Outgo (excluding Transfers of Indirect Costs)		7100-7299, 7400-7499	0.00	0.00	0.0%
8) Other Outgo - Transfers of Indirect Costs		7300-7399	0.00	0.00	0.0%
9) TOTAL, EXPENDITURES			496,694.52	1,000,000.00	101.3%
C. EXCESS (DEFICIENCY) OF REVENUES OVER EXPENDITURES BEFORE OTHER FINANCING SOURCES AND USES (A5 - B9)			(531,974.05)	(992,500.00)	86.6%
D. OTHER FINANCING SOURCES/USES					
1) Interfund Transfers					
a) Transfers In		8900-8929	2,900,000.00	0.00	-100.0%
b) Transfers Out		7600-7629	0.00	0.00	0.0%
2) Other Sources/Uses					
a) Sources		8930-8979	0.00	0.00	0.0%
b) Uses		7630-7699	0.00	0.00	0.0%
3) Contributions		8980-8999	0.00	0.00	0.0%
4) TOTAL, OTHER FINANCING SOURCES/USES			2,900,000.00	0.00	-100.0%
E. NET INCREASE (DECREASE) IN FUND BALANCE (C + D4)			2,368,025.95	(992,500.00)	-141.9%
F. FUND BALANCE, RESERVES					
1) Beginning Fund Balance					
a) As of July 1 - Unaudited		9791	747,681.80	3,093,368.15	313.7%
b) Audit Adjustments		9793	(22,339.60)	0.00	-100.0%
c) As of July 1 - Audited (F1a + F1b)			725,342.20	3,093,368.15	326.5%
d) Other Restatements		9795	0.00	0.00	0.0%
e) Adjusted Beginning Balance (F1c + F1d)			725,342.20	3,093,368.15	326.5%
2) Ending Balance, June 30 (E + F1e)			3,093,368.15	2,100,868.15	-32.1%
Components of Ending Fund Balance					
a) Nonspendable					
Revolving Cash		9711	0.00	0.00	0.0%
Stores		9712	0.00	0.00	0.0%
Prepaid Items		9713	0.00	0.00	0.0%
All Others		9719	0.00	0.00	0.0%
b) Restricted		9740	3,093,368.15	2,100,868.15	-32.1%
c) Committed					
Stabilization Arrangements		9750	0.00	0.00	0.0%
Other Commitments		9760	0.00	0.00	0.0%
d) Assigned					
Other Assignments		9780	0.00	0.00	0.0%
e) Unassigned/Unappropriated					
Reserve for Economic Uncertainties		9789	0.00	0.00	0.0%
Unassigned/Unappropriated Amount		9790	0.00	0.00	0.0%
G. ASSETS					
1) Cash					
a) in County Treasury		9110	3,358,311.39		
1) Fair Value Adjustment to Cash in County Treasury		9111	(80,625.00)		
b) in Banks		9120	0.00		
c) in Revolving Cash Account		9130	0.00		
d) with Fiscal Agent/Trustee		9135	0.00		
e) Collections Awaiting Deposit		9140	0.00		

Description	Resource Codes	Object Codes	2022-23 Unaudited Actuals	2023-24 Budget	Percent Difference
2) Investments		9150	0.00		
3) Accounts Receivable		9200	19,849.54		
4) Due from Grantor Government		9290	0.00		
5) Due from Other Funds		9310	0.00		
6) Stores		9320	0.00		
7) Prepaid Expenditures		9330	0.00		
8) Other Current Assets		9340	0.00		
9) Lease Receivable		9380	0.00		
10) TOTAL, ASSETS			3,297,535.93		
H. DEFERRED OUTFLOWS OF RESOURCES					
1) Deferred Outflows of Resources		9490	0.00		
2) TOTAL, DEFERRED OUTFLOWS			0.00		
I. LIABILITIES					
1) Accounts Payable		9500	204,167.78		
2) Due to Grantor Governments		9590	0.00		
3) Due to Other Funds		9610	0.00		
4) Current Loans		9640	0.00		
5) Unearned Revenue		9650	0.00		
6) TOTAL, LIABILITIES			204,167.78		
J. DEFERRED INFLOWS OF RESOURCES					
1) Deferred Inflows of Resources		9690	0.00		
2) TOTAL, DEFERRED INFLOWS			0.00		
K. FUND EQUITY					
Ending Fund Balance, June 30 (must agree with line F2) (G10 + H2) - (I6 + J2)			3,093,368.15		
FEDERAL REVENUE					
FEMA		8281	0.00	0.00	0.0%
All Other Federal Revenue		8290	0.00	0.00	0.0%
TOTAL, FEDERAL REVENUE			0.00	0.00	0.0%
OTHER STATE REVENUE					
Pass-Through Revenues from State Sources		8587	0.00	0.00	0.0%
California Clean Energy Jobs Act	6230	8590	0.00	0.00	0.0%
All Other State Revenue	All Other	8590	0.00	0.00	0.0%
TOTAL, OTHER STATE REVENUE			0.00	0.00	0.0%
OTHER LOCAL REVENUE					
Other Local Revenue					
Community Redevelopment Funds Not Subject to LCFF Deduction		8625	0.00	0.00	0.0%
Sales					
Sale of Equipment/Supplies		8631	0.00	0.00	0.0%
Leases and Rentals		8650	0.00	0.00	0.0%
Interest		8660	26,430.10	7,500.00	-71.6%
Net Increase (Decrease) in the Fair Value of Investments		8662	(62,959.63)	0.00	-100.0%
Other Local Revenue					
All Other Local Revenue		8699	1,250.00	0.00	-100.0%
All Other Transfers In from All Others		8799	0.00	0.00	0.0%
TOTAL, OTHER LOCAL REVENUE			(35,279.53)	7,500.00	-121.3%
TOTAL, REVENUES			(35,279.53)	7,500.00	-121.3%
CLASSIFIED SALARIES					
Classified Support Salaries		2200	199.53	0.00	-100.0%
Classified Supervisors' and Administrators' Salaries		2300	0.00	0.00	0.0%
Clerical, Technical and Office Salaries		2400	0.00	0.00	0.0%
Other Classified Salaries		2900	0.00	0.00	0.0%
TOTAL, CLASSIFIED SALARIES			199.53	0.00	-100.0%
EMPLOYEE BENEFITS					
STRS		3101-3102	0.00	0.00	0.0%
PERS		3201-3202	50.62	0.00	-100.0%
OASDI/Medicare/Alternative		3301-3302	15.26	0.00	-100.0%
Health and Welfare Benefits		3401-3402	0.00	0.00	0.0%
Unemployment Insurance		3501-3502	1.00	0.00	-100.0%
Workers' Compensation		3601-3602	7.16	0.00	-100.0%
OPEB, Allocated		3701-3702	0.00	0.00	0.0%

Description	Resource Codes	Object Codes	2022-23 Unaudited Actuals	2023-24 Budget	Percent Difference
OPEB, Active Employees		3751-3752	0.00	0.00	0.0%
Other Employee Benefits		3901-3902	0.00	0.00	0.0%
TOTAL, EMPLOYEE BENEFITS			74.04	0.00	-100.0%
BOOKS AND SUPPLIES					
Books and Other Reference Materials		4200	0.00	0.00	0.0%
Materials and Supplies		4300	0.00	0.00	0.0%
Noncapitalized Equipment		4400	0.00	0.00	0.0%
TOTAL, BOOKS AND SUPPLIES			0.00	0.00	0.0%
SERVICES AND OTHER OPERATING EXPENDITURES					
Subagreements for Services		5100	0.00	0.00	0.0%
Travel and Conferences		5200	12,258.98	0.00	-100.0%
Insurance		5400-5450	0.00	0.00	0.0%
Operations and Housekeeping Services		5500	0.00	0.00	0.0%
Rentals, Leases, Repairs, and Noncapitalized Improvements		5600	0.00	0.00	0.0%
Transfers of Direct Costs		5710	0.00	0.00	0.0%
Transfers of Direct Costs - Interfund		5750	0.00	0.00	0.0%
Professional/Consulting Services and Operating Expenditures		5800	209,090.07	0.00	-100.0%
Communications		5900	0.00	0.00	0.0%
TOTAL, SERVICES AND OTHER OPERATING EXPENDITURES			221,349.05	0.00	-100.0%
CAPITAL OUTLAY					
Land		6100	0.00	0.00	0.0%
Land Improvements		6170	0.00	0.00	0.0%
Buildings and Improvements of Buildings		6200	275,071.90	1,000,000.00	263.5%
Books and Media for New School Libraries or Major Expansion of School Libraries		6300	0.00	0.00	0.0%
Equipment		6400	0.00	0.00	0.0%
Equipment Replacement		6500	0.00	0.00	0.0%
Lease Assets		6600	0.00	0.00	0.0%
Subscription Assets		6700	0.00	0.00	0.0%
TOTAL, CAPITAL OUTLAY			275,071.90	1,000,000.00	263.5%
OTHER OUTGO (excluding Transfers of Indirect Costs)					
Other Transfers Out					
Transfers of Pass-Through Revenues					
To Districts or Charter Schools		7211	0.00	0.00	0.0%
To County Offices		7212	0.00	0.00	0.0%
To JPAs		7213	0.00	0.00	0.0%
All Other Transfers Out to All Others		7299	0.00	0.00	0.0%
Debt Service					
Debt Service - Interest		7438	0.00	0.00	0.0%
Other Debt Service - Principal		7439	0.00	0.00	0.0%
TOTAL, OTHER OUTGO (excluding Transfers of Indirect Costs)			0.00	0.00	0.0%
TOTAL, EXPENDITURES			496,694.52	1,000,000.00	101.3%
INTERFUND TRANSFERS					
INTERFUND TRANSFERS IN					
From: General Fund/CSSF		8912	2,900,000.00	0.00	-100.0%
Other Authorized Interfund Transfers In		8919	0.00	0.00	0.0%
(a) TOTAL, INTERFUND TRANSFERS IN			2,900,000.00	0.00	-100.0%
INTERFUND TRANSFERS OUT					
To: General Fund/CSSF		7612	0.00	0.00	0.0%
To: State School Building Fund/County School Facilities Fund		7613	0.00	0.00	0.0%
Other Authorized Interfund Transfers Out		7619	0.00	0.00	0.0%
(b) TOTAL, INTERFUND TRANSFERS OUT			0.00	0.00	0.0%
OTHER SOURCES/USES					
SOURCES					
Proceeds					
Proceeds from Disposal of Capital Assets		8953	0.00	0.00	0.0%
Other Sources					
Transfers from Funds of Lapsed/Reorganized LEAs		8965	0.00	0.00	0.0%
Long-Term Debt Proceeds					
Proceeds from Certificates of Participation		8971	0.00	0.00	0.0%
Proceeds from Leases		8972	0.00	0.00	0.0%

Description	Resource Codes	Object Codes	2022-23 Unaudited Actuals	2023-24 Budget	Percent Difference
Proceeds from Lease Revenue Bonds		8973	0.00	0.00	0.0%
Proceeds from SBITAs		8974	0.00	0.00	0.0%
All Other Financing Sources		8979	0.00	0.00	0.0%
(c) TOTAL, SOURCES			0.00	0.00	0.0%
USES					
Transfers of Funds from Lapsed/Reorganized LEAs		7651	0.00	0.00	0.0%
All Other Financing Uses		7699	0.00	0.00	0.0%
(d) TOTAL, USES			0.00	0.00	0.0%
CONTRIBUTIONS					
Contributions from Unrestricted Revenues		8980	0.00	0.00	0.0%
Contributions from Restricted Revenues		8990	0.00	0.00	0.0%
(e) TOTAL, CONTRIBUTIONS			0.00	0.00	0.0%
TOTAL, OTHER FINANCING SOURCES/USES (a - b + c - d + e)			2,900,000.00	0.00	-100.0%

Description	Function Codes	Object Codes	2022-23 Unaudited Actuals	2023-24 Budget	Percent Difference
A. REVENUES					
1) LCFF Sources		8010-8099	0.00	0.00	0.0%
2) Federal Revenue		8100-8299	0.00	0.00	0.0%
3) Other State Revenue		8300-8599	0.00	0.00	0.0%
4) Other Local Revenue		8600-8799	(35,279.53)	7,500.00	-121.3%
5) TOTAL, REVENUES			(35,279.53)	7,500.00	-121.3%
B. EXPENDITURES (Objects 1000-7999)					
1) Instruction	1000-1999		0.00	0.00	0.0%
2) Instruction - Related Services	2000-2999		0.00	0.00	0.0%
3) Pupil Services	3000-3999		0.00	0.00	0.0%
4) Ancillary Services	4000-4999		0.00	0.00	0.0%
5) Community Services	5000-5999		0.00	0.00	0.0%
6) Enterprise	6000-6999		0.00	0.00	0.0%
7) General Administration	7000-7999		0.00	0.00	0.0%
8) Plant Services	8000-8999		496,694.52	1,000,000.00	101.3%
9) Other Outgo	9000-9999	Except 7600-7699	0.00	0.00	0.0%
10) TOTAL, EXPENDITURES			496,694.52	1,000,000.00	101.3%
C. EXCESS (DEFICIENCY) OF REVENUES OVER EXPENDITURES BEFORE OTHER FINANCING SOURCES AND USES (A5 -B10)			(531,974.05)	(992,500.00)	86.6%
D. OTHER FINANCING SOURCES/USES					
1) Interfund Transfers					
a) Transfers In		8900-8929	2,900,000.00	0.00	-100.0%
b) Transfers Out		7600-7629	0.00	0.00	0.0%
2) Other Sources/Uses					
a) Sources		8930-8979	0.00	0.00	0.0%
b) Uses		7630-7699	0.00	0.00	0.0%
3) Contributions		8980-8999	0.00	0.00	0.0%
4) TOTAL, OTHER FINANCING SOURCES/USES			2,900,000.00	0.00	-100.0%
E. NET INCREASE (DECREASE) IN FUND BALANCE (C + D4)			2,368,025.95	(992,500.00)	-141.9%
F. FUND BALANCE, RESERVES					
1) Beginning Fund Balance					
a) As of July 1 - Unaudited		9791	747,681.80	3,093,368.15	313.7%
b) Audit Adjustments		9793	(22,339.60)	0.00	-100.0%
c) As of July 1 - Audited (F1a + F1b)			725,342.20	3,093,368.15	326.5%
d) Other Restatements		9795	0.00	0.00	0.0%
e) Adjusted Beginning Balance (F1c + F1d)			725,342.20	3,093,368.15	326.5%
2) Ending Balance, June 30 (E + F1e)			3,093,368.15	2,100,868.15	-32.1%
Components of Ending Fund Balance					
a) Nonspendable					
Revolving Cash		9711	0.00	0.00	0.0%
Stores		9712	0.00	0.00	0.0%
Prepaid Items		9713	0.00	0.00	0.0%
All Others		9719	0.00	0.00	0.0%
b) Restricted		9740	3,093,368.15	2,100,868.15	-32.1%
c) Committed					
Stabilization Arrangements		9750	0.00	0.00	0.0%
Other Commitments (by Resource/Object)		9760	0.00	0.00	0.0%
d) Assigned					
Other Assignments (by Resource/Object)		9780	0.00	0.00	0.0%
e) Unassigned/Unappropriated					
Reserve for Economic Uncertainties		9789	0.00	0.00	0.0%
Unassigned/Unappropriated Amount		9790	0.00	0.00	0.0%

Resource	Description	2022-23 Unaudited Actuals	2023-24 Budget
9010	Other Restricted Local	3,093,368.15	2,100,868.15
Total, Restricted Balance		3,093,368.15	2,100,868.15

FORM 51
BOND INTEREST
AND REDEMPTION
FUND

Description	Resource Codes	Object Codes	2022-23 Unaudited Actuals	2023-24 Budget	Percent Difference
A. REVENUES					
1) LCFE Sources		8010-8099	0.00	0.00	0.0%
2) Federal Revenue		8100-8299	1,095,822.58	1,095,820.00	0.0%
3) Other State Revenue		8300-8599	387,983.51	453,000.00	16.8%
4) Other Local Revenue		8600-8799	101,083,982.98	106,564,334.00	5.4%
5) TOTAL, REVENUES			102,567,789.07	108,113,154.00	5.4%
B. EXPENDITURES					
1) Certificated Salaries		1000-1999	0.00	0.00	0.0%
2) Classified Salaries		2000-2999	0.00	0.00	0.0%
3) Employee Benefits		3000-3999	0.00	0.00	0.0%
4) Books and Supplies		4000-4999	0.00	0.00	0.0%
5) Services and Other Operating Expenditures		5000-5999	0.00	0.00	0.0%
6) Capital Outlay		6000-6999	0.00	0.00	0.0%
7) Other Outgo (excluding Transfers of Indirect Costs)		7100-7299, 7400-7499	111,806,461.97	104,841,339.00	-6.2%
8) Other Outgo - Transfers of Indirect Costs		7300-7399	0.00	0.00	0.0%
9) TOTAL, EXPENDITURES			111,806,461.97	104,841,339.00	-6.2%
C. EXCESS (DEFICIENCY) OF REVENUES OVER EXPENDITURES BEFORE OTHER FINANCING SOURCES AND USES (A5 - B9)			(9,238,672.90)	3,271,815.00	-135.4%
D. OTHER FINANCING SOURCES/USES					
1) Interfund Transfers					
a) Transfers In		8900-8929	0.00	0.00	0.0%
b) Transfers Out		7600-7629	0.00	0.00	0.0%
2) Other Sources/Uses					
a) Sources		8930-8979	0.00	0.00	0.0%
b) Uses		7630-7699	0.00	0.00	0.0%
3) Contributions		8980-8999	0.00	0.00	0.0%
4) TOTAL, OTHER FINANCING SOURCES/USES			0.00	0.00	0.0%
E. NET INCREASE (DECREASE) IN FUND BALANCE (C + D4)			(9,238,672.90)	3,271,815.00	-135.4%
F. FUND BALANCE, RESERVES					
1) Beginning Fund Balance					
a) As of July 1 - Unaudited		9791	131,168,428.10	121,929,755.20	-7.0%
b) Audit Adjustments		9793	0.00	0.00	0.0%
c) As of July 1 - Audited (F1a + F1b)			131,168,428.10	121,929,755.20	-7.0%
d) Other Restatements		9795	0.00	0.00	0.0%
e) Adjusted Beginning Balance (F1c + F1d)			131,168,428.10	121,929,755.20	-7.0%
2) Ending Balance, June 30 (E + F1e)			121,929,755.20	125,201,570.20	2.7%
Components of Ending Fund Balance					
a) Nonspendable					
Revolving Cash		9711	0.00	0.00	0.0%
Stores		9712	0.00	0.00	0.0%
Prepaid Items		9713	0.00	0.00	0.0%
All Others		9719	0.00	0.00	0.0%
b) Restricted		9740	121,929,755.20	125,201,570.20	2.7%
c) Committed					
Stabilization Arrangements		9750	0.00	0.00	0.0%
Other Commitments		9760	0.00	0.00	0.0%
d) Assigned					
Other Assignments		9780	0.00	0.00	0.0%
e) Unassigned/Unappropriated					
Reserve for Economic Uncertainties		9789	0.00	0.00	0.0%
Unassigned/Unappropriated Amount		9790	0.00	0.00	0.0%
G. ASSETS					
1) Cash					
a) in County Treasury		9110	124,192,953.21		
1) Fair Value Adjustment to Cash in County Treasury		9111	(2,981,579.15)		
b) in Banks		9120	0.00		
c) in Revolving Cash Account		9130	0.00		
d) with Fiscal Agent/Trustee		9135	0.00		
e) Collections Awaiting Deposit		9140	0.00		

Description	Resource Codes	Object Codes	2022-23 Unaudited Actuals	2023-24 Budget	Percent Difference
2) Investments		9150	0.00		
3) Accounts Receivable		9200	718,381.14		
4) Due from Grantor Government		9290	0.00		
5) Due from Other Funds		9310	0.00		
6) Stores		9320	0.00		
7) Prepaid Expenditures		9330	0.00		
8) Other Current Assets		9340	0.00		
9) Lease Receivable		9380	0.00		
10) TOTAL, ASSETS			121,929,755.20		
H. DEFERRED OUTFLOWS OF RESOURCES					
1) Deferred Outflows of Resources		9490	0.00		
2) TOTAL, DEFERRED OUTFLOWS			0.00		
I. LIABILITIES					
1) Accounts Payable		9500	0.00		
2) Due to Grantor Governments		9590	0.00		
3) Due to Other Funds		9610	0.00		
4) Current Loans		9640	0.00		
5) Unearned Revenue		9650	0.00		
6) TOTAL, LIABILITIES			0.00		
J. DEFERRED INFLOWS OF RESOURCES					
1) Deferred Inflows of Resources		9690	0.00		
2) TOTAL, DEFERRED INFLOWS			0.00		
K. FUND EQUITY					
Ending Fund Balance, June 30 (must agree with line F2) (G10 + H2) - (I6 + J2)			121,929,755.20		
FEDERAL REVENUE					
All Other Federal Revenue		8290	1,095,822.58	1,095,820.00	0.0%
TOTAL, FEDERAL REVENUE			1,095,822.58	1,095,820.00	0.0%
OTHER STATE REVENUE					
Tax Relief Subventions					
Voted Indebtedness Levies					
Homeowners' Exemptions		8571	387,983.51	453,000.00	16.8%
Other Subventions/In-Lieu Taxes		8572	0.00	0.00	0.0%
TOTAL, OTHER STATE REVENUE			387,983.51	453,000.00	16.8%
OTHER LOCAL REVENUE					
Other Local Revenue					
County and District Taxes					
Voted Indebtedness Levies					
Secured Roll		8611	90,857,833.34	94,157,269.00	3.6%
Unsecured Roll		8612	3,970,254.78	4,200,000.00	5.8%
Prior Years' Taxes		8613	958,851.38	1,100,000.00	14.7%
Supplemental Taxes		8614	3,624,984.40	3,000,000.00	-17.2%
Penalties and Interest from Delinquent Non-LCFF Taxes		8629	0.00	0.00	0.0%
Interest		8660	1,609,423.29	1,062,850.00	-34.0%
Net Increase (Decrease) in the Fair Value of Investments		8662	(2,981,579.15)	0.00	-100.0%
Other Local Revenue					
All Other Local Revenue		8699	3,044,214.94	3,044,215.00	0.0%
All Other Transfers In from All Others		8799	0.00	0.00	0.0%
TOTAL, OTHER LOCAL REVENUE			101,083,982.98	106,564,334.00	5.4%
TOTAL, REVENUES			102,567,789.07	108,113,154.00	5.4%
OTHER OUTGO (excluding Transfers of Indirect Costs)					
Debt Service					
Bond Redemptions		7433	65,189,214.94	60,844,215.00	-6.7%
Bond Interest and Other Service Charges		7434	46,617,247.03	43,997,124.00	-5.6%
Debt Service - Interest		7438	0.00	0.00	0.0%
Other Debt Service - Principal		7439	0.00	0.00	0.0%
TOTAL, OTHER OUTGO (excluding Transfers of Indirect Costs)			111,806,461.97	104,841,339.00	-6.2%
TOTAL, EXPENDITURES			111,806,461.97	104,841,339.00	-6.2%
INTERFUND TRANSFERS					
INTERFUND TRANSFERS IN					
Other Authorized Interfund Transfers In		8919	0.00	0.00	0.0%

Description	Resource Codes	Object Codes	2022-23 Unaudited Actuals	2023-24 Budget	Percent Difference
(a) TOTAL, INTERFUND TRANSFERS IN			0.00	0.00	0.0%
INTERFUND TRANSFERS OUT					
To: General Fund		7614	0.00	0.00	0.0%
Other Authorized Interfund Transfers Out		7619	0.00	0.00	0.0%
(b) TOTAL, INTERFUND TRANSFERS OUT			0.00	0.00	0.0%
OTHER SOURCES/USES					
SOURCES					
Other Sources					
Transfers from Funds of Lapsed/Reorganized LEAs		8965	0.00	0.00	0.0%
All Other Financing Sources		8979	0.00	0.00	0.0%
(c) TOTAL, SOURCES			0.00	0.00	0.0%
USES					
Transfers of Funds from Lapsed/Reorganized LEAs		7651	0.00	0.00	0.0%
All Other Financing Uses		7699	0.00	0.00	0.0%
(d) TOTAL, USES			0.00	0.00	0.0%
CONTRIBUTIONS					
Contributions from Unrestricted Revenues		8980	0.00	0.00	0.0%
Contributions from Restricted Revenues		8990	0.00	0.00	0.0%
(e) TOTAL, CONTRIBUTIONS			0.00	0.00	0.0%
TOTAL, OTHER FINANCING SOURCES/USES (a - b + c - d + e)			0.00	0.00	0.0%

Description	Function Codes	Object Codes	2022-23 Unaudited Actuals	2023-24 Budget	Percent Difference
A. REVENUES					
1) LCFF Sources		8010-8099	0.00	0.00	0.0%
2) Federal Revenue		8100-8299	1,095,822.58	1,095,820.00	0.0%
3) Other State Revenue		8300-8599	387,983.51	453,000.00	16.8%
4) Other Local Revenue		8600-8799	101,083,982.98	106,564,334.00	5.4%
5) TOTAL, REVENUES			102,567,789.07	108,113,154.00	5.4%
B. EXPENDITURES (Objects 1000-7999)					
1) Instruction	1000-1999		0.00	0.00	0.0%
2) Instruction - Related Services	2000-2999		0.00	0.00	0.0%
3) Pupil Services	3000-3999		0.00	0.00	0.0%
4) Ancillary Services	4000-4999		0.00	0.00	0.0%
5) Community Services	5000-5999		0.00	0.00	0.0%
6) Enterprise	6000-6999		0.00	0.00	0.0%
7) General Administration	7000-7999		0.00	0.00	0.0%
8) Plant Services	8000-8999		0.00	0.00	0.0%
9) Other Outgo	9000-9999	Except 7600-7699	111,806,461.97	104,841,339.00	-6.2%
10) TOTAL, EXPENDITURES			111,806,461.97	104,841,339.00	-6.2%
C. EXCESS (DEFICIENCY) OF REVENUES OVER EXPENDITURES BEFORE OTHER FINANCING SOURCES AND USES (A5 -B10)			(9,238,672.90)	3,271,815.00	-135.4%
D. OTHER FINANCING SOURCES/USES					
1) Interfund Transfers					
a) Transfers In		8900-8929	0.00	0.00	0.0%
b) Transfers Out		7600-7629	0.00	0.00	0.0%
2) Other Sources/Uses					
a) Sources		8930-8979	0.00	0.00	0.0%
b) Uses		7630-7699	0.00	0.00	0.0%
3) Contributions		8980-8999	0.00	0.00	0.0%
4) TOTAL, OTHER FINANCING SOURCES/USES			0.00	0.00	0.0%
E. NET INCREASE (DECREASE) IN FUND BALANCE (C + D4)			(9,238,672.90)	3,271,815.00	-135.4%
F. FUND BALANCE, RESERVES					
1) Beginning Fund Balance					
a) As of July 1 - Unaudited		9791	131,168,428.10	121,929,755.20	-7.0%
b) Audit Adjustments		9793	0.00	0.00	0.0%
c) As of July 1 - Audited (F1a + F1b)			131,168,428.10	121,929,755.20	-7.0%
d) Other Restatements		9795	0.00	0.00	0.0%
e) Adjusted Beginning Balance (F1c + F1d)			131,168,428.10	121,929,755.20	-7.0%
2) Ending Balance, June 30 (E + F1e)			121,929,755.20	125,201,570.20	2.7%
Components of Ending Fund Balance					
a) Nonspendable					
Revolving Cash		9711	0.00	0.00	0.0%
Stores		9712	0.00	0.00	0.0%
Prepaid Items		9713	0.00	0.00	0.0%
All Others		9719	0.00	0.00	0.0%
b) Restricted		9740	121,929,755.20	125,201,570.20	2.7%
c) Committed					
Stabilization Arrangements		9750	0.00	0.00	0.0%
Other Commitments (by Resource/Object)		9760	0.00	0.00	0.0%
d) Assigned					
Other Assignments (by Resource/Object)		9780	0.00	0.00	0.0%
e) Unassigned/Unappropriated					
Reserve for Economic Uncertainties		9789	0.00	0.00	0.0%
Unassigned/Unappropriated Amount		9790	0.00	0.00	0.0%

Resource	Description	2022-23 Unaudited Actuals	2023-24 Budget
9010	Other Restricted Local	121,929,755.20	125,201,570.20
Total, Restricted Balance		121,929,755.20	125,201,570.20

FORM 67
SELF-INSURANCE
FUND

Description	Resource Codes	Object Codes	2022-23 Unaudited Actuals	2023-24 Budget	Percent Difference
A. REVENUES					
1) LCFF Sources		8010-8099	0.00	0.00	0.0%
2) Federal Revenue		8100-8299	0.00	0.00	0.0%
3) Other State Revenue		8300-8599	2,265.00	0.00	-100.0%
4) Other Local Revenue		8600-8799	19,729,701.35	19,224,353.00	-2.6%
5) TOTAL, REVENUES			19,731,966.35	19,224,353.00	-2.6%
B. EXPENSES					
1) Certificated Salaries		1000-1999	0.00	0.00	0.0%
2) Classified Salaries		2000-2999	1,183,518.11	1,072,515.00	-9.4%
3) Employee Benefits		3000-3999	499,356.04	552,451.00	10.6%
4) Books and Supplies		4000-4999	114,829.78	80,380.00	-30.0%
5) Services and Other Operating Expenses		5000-5999	20,300,663.30	22,855,715.00	12.6%
6) Depreciation and Amortization		6000-6999	0.00	0.00	0.0%
7) Other Outgo (excluding Transfers of Indirect Costs)		7100-7299, 7400-7499	0.00	0.00	0.0%
8) Other Outgo - Transfers of Indirect Costs		7300-7399	0.00	0.00	0.0%
9) TOTAL, EXPENSES			22,098,367.23	24,561,061.00	11.1%
C. EXCESS (DEFICIENCY) OF REVENUES OVER EXPENSES BEFORE OTHER FINANCING SOURCES AND USES (A5 - B9)			(2,366,400.88)	(5,336,708.00)	125.5%
D. OTHER FINANCING SOURCES/USES					
1) Interfund Transfers					
a) Transfers In		8900-8929	0.00	0.00	0.0%
b) Transfers Out		7600-7629	0.00	0.00	0.0%
2) Other Sources/Uses					
a) Sources		8930-8979	0.00	0.00	0.0%
b) Uses		7630-7699	0.00	0.00	0.0%
3) Contributions		8980-8999	0.00	0.00	0.0%
4) TOTAL, OTHER FINANCING SOURCES/USES			0.00	0.00	0.0%
E. NET INCREASE (DECREASE) IN NET POSITION (C + D4)			(2,366,400.88)	(5,336,708.00)	125.5%
F. NET POSITION					
1) Beginning Net Position					
a) As of July 1 - Unaudited		9791	19,903,939.14	16,960,178.26	-14.8%
b) Audit Adjustments		9793	(577,360.00)	0.00	-100.0%
c) As of July 1 - Audited (F1a + F1b)			19,326,579.14	16,960,178.26	-12.2%
d) Other Restatements		9795	0.00	0.00	0.0%
e) Adjusted Beginning Net Position (F1c + F1d)			19,326,579.14	16,960,178.26	-12.2%
2) Ending Net Position, June 30 (E + F1e)			16,960,178.26	11,623,470.26	-31.5%
Components of Ending Net Position					
a) Net Investment in Capital Assets		9796	0.00	0.00	0.0%
b) Restricted Net Position		9797	16,960,178.26	11,623,470.26	-31.5%
c) Unrestricted Net Position		9790	0.00	0.00	0.0%
G. ASSETS					
1) Cash					
a) in County Treasury		9110	15,718,947.99		
1) Fair Value Adjustment to Cash in County Treasury		9111	(377,375.00)		
b) in Banks		9120	0.00		
c) in Revolving Cash Account		9130	0.00		
d) with Fiscal Agent/Trustee		9135	664,283.49		
e) Collections Awaiting Deposit		9140	0.00		
2) Investments		9150	0.00		
3) Accounts Receivable		9200	1,114,204.14		
4) Due from Grantor Government		9290	0.00		
5) Due from Other Funds		9310	1,137,006.51		
6) Stores		9320	0.00		
7) Prepaid Expenditures		9330	0.00		
8) Other Current Assets		9340	0.00		
9) Lease Receivable		9380	0.00		
10) Fixed Assets					
a) Land		9410	0.00		
b) Land Improvements		9420	0.00		

Description	Resource Codes	Object Codes	2022-23 Unaudited Actuals	2023-24 Budget	Percent Difference
c) Accumulated Depreciation - Land Improvements		9425	0.00		
d) Buildings		9430	0.00		
e) Accumulated Depreciation - Buildings		9435	0.00		
f) Equipment		9440	0.00		
g) Accumulated Depreciation - Equipment		9445	0.00		
h) Work in Progress		9450	0.00		
i) Lease Assets		9460	0.00		
j) Accumulated Amortization-Lease Assets		9465	0.00		
k) Subscription Assets		9470	0.00		
l) Accumulated Amortization-Subscription Assets		9475	0.00		
11) TOTAL, ASSETS			18,257,067.13		
H. DEFERRED OUTFLOWS OF RESOURCES					
1) Deferred Outflows of Resources		9490	0.00		
2) TOTAL, DEFERRED OUTFLOWS			0.00		
I. LIABILITIES					
1) Accounts Payable		9500	1,296,888.87		
2) Due to Grantor Governments		9590	0.00		
3) Due to Other Funds		9610	0.00		
4) Current Loans		9640			
5) Unearned Revenue		9650	0.00		
6) Long-Term Liabilities					
a) Subscription Liability		9660	0.00		
b) Net Pension Liability		9663	0.00		
c) Total/Net OPEB Liability		9664	0.00		
d) Compensated Absences		9665	0.00		
e) COPs Payable		9666	0.00		
f) Leases Payable		9667	0.00		
g) Lease Revenue Bonds Payable		9668	0.00		
h) Other General Long-Term Liabilities		9669	0.00		
7) TOTAL, LIABILITIES			1,296,888.87		
J. DEFERRED INFLOWS OF RESOURCES					
1) Deferred Inflows of Resources		9690	0.00		
2) TOTAL, DEFERRED INFLOWS			0.00		
K. NET POSITION					
Net Position, June 30 (must agree with line F2) (G11 + H2) - (I7 + J2)			16,960,178.26		
OTHER STATE REVENUE					
STRS On-Behalf Pension Contributions	7690	8590	2,265.00	0.00	-100.0%
All Other State Revenue	All Other	8590	0.00	0.00	0.0%
TOTAL, OTHER STATE REVENUE			2,265.00	0.00	-100.0%
OTHER LOCAL REVENUE					
Other Local Revenue					
Sales					
Sale of Equipment/Supplies		8631	0.00	0.00	0.0%
Interest		8660	246,370.98	158,386.00	-35.7%
Net Increase (Decrease) in the Fair Value of Investments		8662	79,180.77	0.00	-100.0%
Fees and Contracts					
In-District Premiums/					
Contributions		8674	19,403,774.60	19,065,967.00	-1.7%
All Other Fees and Contracts		8689	0.00	0.00	0.0%
Other Local Revenue					
All Other Local Revenue		8699	375.00	0.00	-100.0%
All Other Transfers In from All Others		8799	0.00	0.00	0.0%
TOTAL, OTHER LOCAL REVENUE			19,729,701.35	19,224,353.00	-2.6%
TOTAL, REVENUES			19,731,966.35	19,224,353.00	-2.6%
CERTIFICATED SALARIES					
Certificated Pupil Support Salaries		1200	0.00	0.00	0.0%
Certificated Supervisors' and Administrators' Salaries		1300	0.00	0.00	0.0%
TOTAL, CERTIFICATED SALARIES			0.00	0.00	0.0%
CLASSIFIED SALARIES					
Classified Support Salaries		2200	80,060.08	0.00	-100.0%

Description	Resource Codes	Object Codes	2022-23 Unaudited Actuals	2023-24 Budget	Percent Difference
Classified Supervisors' and Administrators' Salaries		2300	1,023,886.96	999,244.00	-2.4%
Clerical, Technical and Office Salaries		2400	79,571.07	73,271.00	-7.9%
Other Classified Salaries		2900	0.00	0.00	0.0%
TOTAL, CLASSIFIED SALARIES			1,183,518.11	1,072,515.00	-9.4%
EMPLOYEE BENEFITS					
STRS		3101-3102	7,045.87	0.00	-100.0%
PERS		3201-3202	238,240.22	279,904.00	17.5%
OASDI/Medicare/Alternative		3301-3302	76,446.65	71,482.00	-6.5%
Health and Welfare Benefits		3401-3402	118,591.48	146,919.00	23.9%
Unemployment Insurance		3501-3502	11,571.60	10,514.00	-9.1%
Workers' Compensation		3601-3602	42,425.98	38,503.00	-9.2%
OPEB, Allocated		3701-3702	0.00	0.00	0.0%
OPEB, Active Employees		3751-3752	0.00	0.00	0.0%
Other Employee Benefits		3901-3902	5,034.24	5,129.00	1.9%
TOTAL, EMPLOYEE BENEFITS			499,356.04	552,451.00	10.6%
BOOKS AND SUPPLIES					
Books and Other Reference Materials		4200	0.00	0.00	0.0%
Materials and Supplies		4300	57,190.58	27,406.00	-52.1%
Noncapitalized Equipment		4400	57,639.20	52,974.00	-8.1%
TOTAL, BOOKS AND SUPPLIES			114,829.78	80,380.00	-30.0%
SERVICES AND OTHER OPERATING EXPENSES					
Subagreements for Services		5100	0.00	0.00	0.0%
Travel and Conferences		5200	5,171.60	2,500.00	-51.7%
Dues and Memberships		5300	3,255.00	2,000.00	-38.6%
Insurance		5400-5450	3,740,050.46	3,807,369.00	1.8%
Operations and Housekeeping Services		5500	0.00	0.00	0.0%
Rentals, Leases, Repairs, and Noncapitalized Improvements		5600	0.00	100.00	New
Transfers of Direct Costs - Interfund		5750	0.00	0.00	0.0%
Professional/Consulting Services and					
Operating Expenditures		5800	16,552,186.24	19,043,746.00	15.1%
Communications		5900	0.00	0.00	0.0%
TOTAL, SERVICES AND OTHER OPERATING EXPENSES			20,300,663.30	22,855,715.00	12.6%
DEPRECIATION AND AMORTIZATION					
Depreciation Expense		6900	0.00	0.00	0.0%
Amortization Expense-Lease Assets		6910	0.00	0.00	0.0%
Amortization Expense-Subscription Assets		6920	0.00	0.00	0.0%
TOTAL, DEPRECIATION AND AMORTIZATION			0.00	0.00	0.0%
TOTAL, EXPENSES			22,098,367.23	24,561,061.00	11.1%
INTERFUND TRANSFERS					
INTERFUND TRANSFERS IN					
Other Authorized Interfund Transfers In		8919	0.00	0.00	0.0%
(a) TOTAL, INTERFUND TRANSFERS IN			0.00	0.00	0.0%
INTERFUND TRANSFERS OUT					
Other Authorized Interfund Transfers Out		7619	0.00	0.00	0.0%
(b) TOTAL, INTERFUND TRANSFERS OUT			0.00	0.00	0.0%
OTHER SOURCES/USES					
SOURCES					
Other Sources					
Transfers from Funds of Lapsed/Reorganized LEAs		8965	0.00	0.00	0.0%
(c) TOTAL, SOURCES			0.00	0.00	0.0%
USES					
Transfers of Funds from Lapsed/Reorganized LEAs		7651	0.00	0.00	0.0%
(d) TOTAL, USES			0.00	0.00	0.0%
CONTRIBUTIONS					
Contributions from Unrestricted Revenues		8980	0.00	0.00	0.0%
Contributions from Restricted Revenues		8990	0.00	0.00	0.0%
(e) TOTAL, CONTRIBUTIONS			0.00	0.00	0.0%
TOTAL, OTHER FINANCING SOURCES/USES			0.00	0.00	0.0%
(a - b + c - d + e)			0.00	0.00	0.0%

Description	Function Codes	Object Codes	2022-23 Unaudited Actuals	2023-24 Budget	Percent Difference
A. REVENUES					
1) LCFF Sources		8010-8099	0.00	0.00	0.0%
2) Federal Revenue		8100-8299	0.00	0.00	0.0%
3) Other State Revenue		8300-8599	2,265.00	0.00	-100.0%
4) Other Local Revenue		8600-8799	19,729,701.35	19,224,353.00	-2.6%
5) TOTAL, REVENUES			19,731,966.35	19,224,353.00	-2.6%
B. EXPENSES (Objects 1000-7999)					
1) Instruction	1000-1999		0.00	0.00	0.0%
2) Instruction - Related Services	2000-2999		0.00	0.00	0.0%
3) Pupil Services	3000-3999		0.00	0.00	0.0%
4) Ancillary Services	4000-4999		0.00	0.00	0.0%
5) Community Services	5000-5999		0.00	0.00	0.0%
6) Enterprise	6000-6999		22,098,367.23	24,561,061.00	11.1%
7) General Administration	7000-7999		0.00	0.00	0.0%
8) Plant Services	8000-8999		0.00	0.00	0.0%
9) Other Outgo	9000-9999	Except 7600-7699	0.00	0.00	0.0%
10) TOTAL, EXPENSES			22,098,367.23	24,561,061.00	11.1%
C. EXCESS (DEFICIENCY) OF REVENUES OVER EXPENSES BEFORE OTHER FINANCING SOURCES AND USES (A5 - B10)			(2,366,400.88)	(5,336,708.00)	125.5%
D. OTHER FINANCING SOURCES/USES					
1) Interfund Transfers					
a) Transfers In		8900-8929	0.00	0.00	0.0%
b) Transfers Out		7600-7629	0.00	0.00	0.0%
2) Other Sources/Uses					
a) Sources		8930-8979	0.00	0.00	0.0%
b) Uses		7630-7699	0.00	0.00	0.0%
3) Contributions		8980-8999	0.00	0.00	0.0%
4) TOTAL, OTHER FINANCING SOURCES/USES			0.00	0.00	0.0%
E. NET INCREASE (DECREASE) IN NET POSITION (C + D4)			(2,366,400.88)	(5,336,708.00)	125.5%
F. NET POSITION					
1) Beginning Net Position					
a) As of July 1 - Unaudited		9791	19,903,939.14	16,960,178.26	-14.8%
b) Audit Adjustments		9793	(577,360.00)	0.00	-100.0%
c) As of July 1 - Audited (F1a + F1b)			19,326,579.14	16,960,178.26	-12.2%
d) Other Restatements		9795	0.00	0.00	0.0%
e) Adjusted Beginning Net Position (F1c + F1d)			19,326,579.14	16,960,178.26	-12.2%
2) Ending Net Position, June 30 (E + F1e)			16,960,178.26	11,623,470.26	-31.5%
Components of Ending Net Position					
a) Net Investment in Capital Assets		9796	0.00	0.00	0.0%
b) Restricted Net Position		9797	16,960,178.26	11,623,470.26	-31.5%
c) Unrestricted Net Position		9790	0.00	0.00	0.0%

Resource	Description	2022-23 Unaudited Actuals	2023-24 Budget
9010	Other Restricted Local	16,960,178.26	11,623,470.26
Total, Restricted Net Position		16,960,178.26	11,623,470.26

FORM A
AVERAGE DAILY
ATTENDANCE

Description	2022-23 Unaudited Actuals			2023-24 Budget		
	P-2 ADA	Annual ADA	Funded ADA	Estimated P-2 ADA	Estimated Annual ADA	Estimated Funded ADA
A. DISTRICT						
1. Total District Regular ADA Includes Opportunity Classes, Home & Hospital, Special Day Class, Continuation Education, Special Education NPS/LCI and Extended Year, and Community Day School (includes Necessary Small School ADA)	29,922.43	29,922.43	33,226.24	30,047.01	30,047.01	32,095.70
2. Total Basic Aid Choice/Court Ordered Voluntary Pupil Transfer Regular ADA Includes Opportunity Classes, Home & Hospital, Special Day Class, Continuation Education, Special Education NPS/LCI and Extended Year, and Community Day School (ADA not included in Line A1 above)						
3. Total Basic Aid Open Enrollment Regular ADA Includes Opportunity Classes, Home & Hospital, Special Day Class, Continuation Education, Special Education NPS/LCI and Extended Year, and Community Day School (ADA not included in Line A1 above)						
4. Total, District Regular ADA (Sum of Lines A1 through A3)	29,922.43	29,922.43	33,226.24	30,047.01	30,047.01	32,095.70
5. District Funded County Program ADA						
a. County Community Schools						
b. Special Education-Special Day Class						
c. Special Education-NPS/LCI						
d. Special Education Extended Year						
e. Other County Operated Programs: Opportunity Schools and Full Day Opportunity Classes, Specialized Secondary Schools						
f. County School Tuition Fund (Out of State Tuition) [EC 2000 and 46380]						
g. Total, District Funded County Program ADA (Sum of Lines A5a through A5f)	0.00	0.00	0.00	0.00	0.00	0.00
6. TOTAL DISTRICT ADA (Sum of Line A4 and Line A5g)	29,922.43	29,922.43	33,226.24	30,047.01	30,047.01	32,095.70
7. Adults in Correctional Facilities						
8. Charter School ADA (Enter Charter School ADA using Tab C. Charter School ADA)						

Description	2022-23 Unaudited Actuals			2023-24 Budget		
	P-2 ADA	Annual ADA	Funded ADA	Estimated P-2 ADA	Estimated Annual ADA	Estimated Funded ADA
B. COUNTY OFFICE OF EDUCATION						
1. County Program Alternative Education Grant ADA						
a. County Group Home and Institution Pupils						
b. Juvenile Halls, Homes, and Camps						
c. Probation Referred, On Probation or Parole, Expelled per EC 48915(a) or (c) [EC 2574(c)(4)(A)]						
d. Total, County Program Alternative Education ADA (Sum of Lines B1a through B1c)	0.00	0.00	0.00	0.00	0.00	0.00
2. District Funded County Program ADA						
a. County Community Schools						
b. Special Education-Special Day Class						
c. Special Education-NPS/LCI						
d. Special Education Extended Year						
e. Other County Operated Programs: Opportunity Schools and Full Day Opportunity Classes, Specialized Secondary Schools						
f. County School Tuition Fund (Out of State Tuition) [EC 2000 and 46380]						
g. Total, District Funded County Program ADA (Sum of Lines B2a through B2f)	0.00	0.00	0.00	0.00	0.00	0.00
3. TOTAL COUNTY OFFICE ADA (Sum of Lines B1d and B2g)	0.00	0.00	0.00	0.00	0.00	0.00
4. Adults in Correctional Facilities						
5. County Operations Grant ADA						
6. Charter School ADA (Enter Charter School ADA using Tab C. Charter School ADA)						

Description	2022-23 Unaudited Actuals			2023-24 Budget		
	P-2 ADA	Annual ADA	Funded ADA	Estimated P-2 ADA	Estimated Annual ADA	Estimated Funded ADA
C. CHARTER SCHOOL ADA						
Authorizing LEAs reporting charter school SACS financial data in their Fund 01, 09, or 62 use this worksheet to report ADA for those charter schools.						
Charter schools reporting SACS financial data separately from their authorizing LEAs in Fund 01 or Fund 62 use this worksheet to report their ADA.						
FUND 01: Charter School ADA corresponding to SACS financial data reported in Fund 01.						
1. Total Charter School Regular ADA						
2. Charter School County Program Alternative Education ADA						
a. County Group Home and Institution Pupils						
b. Juvenile Halls, Homes, and Camps						
c. Probation Referred, On Probation or Parole, Expelled per EC 48915(a) or (c) [EC 2574(c)(4)(A)]						
d. Total, Charter School County Program Alternative Education ADA (Sum of Lines C2a through C2c)	0.00	0.00	0.00	0.00	0.00	0.00
3. Charter School Funded County Program ADA						
a. County Community Schools						
b. Special Education-Special Day Class						
c. Special Education-NPS/LCI						
d. Special Education Extended Year						
e. Other County Operated Programs: Opportunity Schools and Full Day Opportunity Classes, Specialized Secondary Schools						
f. Total, Charter School Funded County Program ADA (Sum of Lines C3a through C3e)	0.00	0.00	0.00	0.00	0.00	0.00
4. TOTAL CHARTER SCHOOL ADA (Sum of Lines C1, C2d, and C3f)	0.00	0.00	0.00	0.00	0.00	0.00
FUND 09 or 62: Charter School ADA corresponding to SACS financial data reported in Fund 09 or Fund 62.						
5. Total Charter School Regular ADA						
6. Charter School County Program Alternative Education ADA						
a. County Group Home and Institution Pupils						
b. Juvenile Halls, Homes, and Camps						
c. Probation Referred, On Probation or Parole, Expelled per EC 48915(a) or (c) [EC 2574(c)(4)(A)]						
d. Total, Charter School County Program Alternative Education ADA (Sum of Lines C6a through C6c)	0.00	0.00	0.00	0.00	0.00	0.00
7. Charter School Funded County Program ADA						
a. County Community Schools						
b. Special Education-Special Day Class						
c. Special Education-NPS/LCI						
d. Special Education Extended Year						
e. Other County Operated Programs: Opportunity Schools and Full Day Opportunity Classes, Specialized Secondary Schools						
f. Total, Charter School Funded County Program ADA (Sum of Lines C7a through C7e)	0.00	0.00	0.00	0.00	0.00	0.00
8. TOTAL CHARTER SCHOOL ADA (Sum of Lines C5, C6d, and C7f)	0.00	0.00	0.00	0.00	0.00	0.00
9. TOTAL CHARTER SCHOOL ADA Reported in Fund 01, 09, or 62 (Sum of Lines C4 and C8)	0.00	0.00	0.00	0.00	0.00	0.00

**FORM ASSET
SCHEDULE OF
CAPITAL ASSET**

	Unaudited Balance July 1	Audit Adjustments/ Restatements	Audited Balance July 1	Increases	Decreases	Ending Balance June 30
Governmental Activities:						
Capital assets not being depreciated:						
Land	17,701,767.00	0.00	17,701,767.00	0.00	0.00	17,701,767.00
Work in Progress	343,494,417.00	0.00	343,494,417.00	30,525,088.00	313,440,583.00	60,578,922.00
Total capital assets not being depreciated	361,196,184.00	0.00	361,196,184.00	30,525,088.00	313,440,583.00	78,280,689.00
Capital assets being depreciated:						
Land Improvements	90,544,081.00	(90,544,081.00)	0.00	0.00	0.00	0.00
Buildings	1,131,837,456.00	101,547,076.00	1,233,384,532.00	310,514,897.00	61,500.00	1,543,837,929.00
Equipment	17,298,542.00	0.00	17,298,542.00	1,664,599.00	784,754.00	18,178,387.00
Total capital assets being depreciated	1,239,680,079.00	11,002,995.00	1,250,683,074.00	312,179,496.00	846,254.00	1,562,016,316.00
Accumulated Depreciation for:						
Land Improvements	(43,750,449.00)	43,750,449.00	0.00	0.00	0.00	0.00
Buildings	(421,612,678.00)	(48,793,479.00)	(470,406,157.00)	(30,217,292.00)	(52,685.00)	(500,570,764.00)
Equipment	(11,979,213.00)	0.00	(11,979,213.00)	(1,092,928.00)	(717,304.00)	(12,354,837.00)
Total accumulated depreciation	(477,342,340.00)	(5,043,030.00)	(482,385,370.00)	(31,310,220.00)	(769,989.00)	(512,925,601.00)
Total capital assets being depreciated, net excluding lease and subscription assets	762,337,739.00	5,959,965.00	768,297,704.00	280,869,276.00	76,265.00	1,049,090,715.00
Lease Assets			0.00			0.00
Accumulated amortization for lease assets			0.00			0.00
Total lease assets, net	0.00	0.00	0.00	0.00	0.00	0.00
Subscription Assets			0.00			0.00
Accumulated amortization for subscription assets			0.00			0.00
Total subscription assets, net	0.00	0.00	0.00	0.00	0.00	0.00
Governmental activity capital assets, net	1,123,533,923.00	5,959,965.00	1,129,493,888.00	311,394,364.00	313,516,848.00	1,127,371,404.00
Business-Type Activities:						
Capital assets not being depreciated:						
Land			0.00			0.00
Work in Progress			0.00			0.00
Total capital assets not being depreciated	0.00	0.00	0.00	0.00	0.00	0.00
Capital assets being depreciated:						
Land Improvements			0.00			0.00
Buildings			0.00			0.00
Equipment			0.00			0.00
Total capital assets being depreciated	0.00	0.00	0.00	0.00	0.00	0.00
Accumulated Depreciation for:						
Land Improvements			0.00			0.00
Buildings			0.00			0.00
Equipment			0.00			0.00
Total accumulated depreciation	0.00	0.00	0.00	0.00	0.00	0.00
Total capital assets being depreciated, net excluding lease and subscription assets	0.00	0.00	0.00	0.00	0.00	0.00
Lease Assets			0.00			0.00
Accumulated amortization for lease assets			0.00			0.00
Total lease assets, net	0.00	0.00	0.00	0.00	0.00	0.00
Subscription Assets			0.00			0.00
Accumulated amortization for subscription assets			0.00			0.00
Total subscription assets, net	0.00	0.00	0.00	0.00	0.00	0.00
Business-type activity capital assets, net	0.00	0.00	0.00	0.00	0.00	0.00

FORM CAT
FEDERAL GRANT
AWARDS

2022-23 Unaudited Actuals
FEDERAL GRANT AWARDS
REVENUES, AND EXPENDITURES - ALL FUNDS
SCHEDULE FOR CATEGORICALS SUBJECT TO DEFERRAL OF
UNEARNED REVENUES

Description	001	002	003	004	005	006	007
FEDERAL PROGRAM NAME	Title I Basic Grant	ESSA School Improvement Funding (CSI)	ESSER I	ESSER CA Comm School Partner	ESSER II	ESSER III	ESSER III ELMENTARY
FEDERAL CATALOG NUMBER	84.010	84.010	84.425	84.425	84.425	84.425	84.425U
RESOURCE CODE	3010	3182	3210	3211	3212	3213	3214
REVENUE OBJECT	8290	8290	8290	8290	8290	8290	8290
LOCAL DESCRIPTION (if any)							
AWARD							
1. Prior Year Carry over	4,240,547.75	5,625,143.52	746,452.40	1,459,543.95			3,070,675.00
2. a. Current Year Award	17,819,730.00				25,199,074.94	100,642,482.35	22,909,069.00
b. Transferability (ESSA)							
c. Other Adjustments							
d. Adj Curr Yr Award							
(sum lines 2a, 2b, & 2c)	17,819,730.00	0.00	0.00	0.00	25,199,074.94	100,642,482.35	22,909,069.00
3. Required Matching Funds/Other							
4. Total Available Award							
(sum lines 1, 2d, & 3)	22,060,277.75	5,625,143.52	746,452.40	1,459,543.95	25,199,074.94	100,642,482.35	25,979,744.00
REVENUES							
5. Unearned Revenue Deferred from Prior Year		1,037,407.00	746,452.40	1,160,803.26			3,070,675.00
6. Cash Received in Current Year	17,801,793.75	2,233,503.52		298,740.69	12,933,354.22	22,941,266.35	9,978,702.00
7. Contributed Matching Funds							
8. Total Available (sum lines 5, 6, & 7)	17,801,793.75	3,270,910.52	746,452.40	1,459,543.95	12,933,354.22	22,941,266.35	13,049,377.00
EXPENDITURES							
9. Donor-Authorized Expenditures	20,668,218.94	3,995,778.61	746,452.40	1,459,543.95	25,199,074.94	29,549,113.97	0.00
10. Non Donor-Authorized Expenditures							
11. Total Expenditures (lines 9 & 10)	20,668,218.94	3,995,778.61	746,452.40	1,459,543.95	25,199,074.94	29,549,113.97	0.00
12. Amounts Included in Line 6 above for Prior Year Adjustments							
13. Calculation of Unearned Revenue or A/P, & A/R amounts (line 8 minus line 9 plus line 12)	(2,866,425.19)	(724,868.09)	0.00	0.00	(12,265,720.72)	(6,607,847.62)	13,049,377.00

2022-23 Unaudited Actuals
FEDERAL GRANT AWARDS
REVENUES, AND EXPENDITURES - ALL FUNDS
SCHEDULE FOR CATEGORICALS SUBJECT TO DEFERRAL OF
UNEARNED REVENUES

Description	001	002	003	004	005	006	007
a. Unearned Revenue							13,049,377.00
b. Accounts Payable							
c. Accounts Receivable	2,866,425.19	724,868.09			12,265,720.72	6,607,847.62	
14. Unused Grant Award Calculation (line 4 minus line 9)	1,392,058.81	1,629,364.91	0.00	0.00	0.00	71,093,368.38	25,979,744.00
15. If Carryover is allowed, enter line 14 amount here	1,392,058.81	1,629,364.91				71,093,368.38	25,979,744.00
16. Reconciliation of Revenue (line 5 plus line 6 minus line 13a minus line 13b plus line 13c)	20,668,218.94	3,995,778.61	746,452.40	1,459,543.95	25,199,074.94	29,549,113.97	0.00

2022-23 Unaudited Actuals
FEDERAL GRANT AWARDS
REVENUES, AND EXPENDITURES - ALL FUNDS
SCHEDULE FOR CATEGORICALS SUBJECT TO DEFERRAL OF
UNEARNED REVENUES

Description	008	009	010	011	012	013	014
FEDERAL PROGRAM NAME	GEER Learning Loss	ELO Esser II St Reserve	Expanded Learning Opportunities (ELO) Grant GEER II	Expanded Learning Opportunities (ELO) Grant: ESSER III State Reserve, Emergency Needs	Expanded Learning Opportunities (ELO) Grant: ESSER III State Reserve Learning Loss	Elementary and Secondary School Emergency Relief (ESSER) III Summer Grant Program	After School Education and Safety (ASES) Rate Increase: ESSER III State Reserve Afterschool Programs
FEDERAL CATALOG NUMBER	84.425c	84.425	84.425	84.425	84.425	84.425u	84.425
RESOURCE CODE	3215	3216	3217	3218	3219	3225	3226
REVENUE OBJECT	8290	8290	8290	8290	8290	8290	8290
LOCAL DESCRIPTION (if any)							
AWARD							
1. Prior Year Carry over	38,174.36	828,766.00	229,507.00	651,878.00	1,123,725.00		1,835,575.84
2. a. Current Year Award		2,999,971.00	688,520.00	1,955,633.00	3,371,175.00	3,452,000.00	
b. Transferability (ESSA)							
c. Other Adjustments							
d. Adj Curr Yr Award							
(sum lines 2a, 2b, & 2c)	0.00	2,999,971.00	688,520.00	1,955,633.00	3,371,175.00	3,452,000.00	0.00
3. Required Matching Funds/Other							
4. Total Available Award	38,174.36	3,828,737.00	918,027.00	2,607,511.00	4,494,900.00	3,452,000.00	1,835,575.84
(sum lines 1, 2d, & 3)							
REVENUES							
5. Unearned Revenue Deferred from Prior Year	38,174.36	828,766.00	229,507.00	651,878.00	1,123,725.00		845,948.26
6. Cash Received in Current Year		2,346,045.00	472,586.00	618,607.00	2,490,153.00	3,452,000.00	989,627.58
7. Contributed Matching Funds							
8. Total Available (sum lines 5, 6, & 7)	38,174.36	3,174,811.00	702,093.00	1,270,485.00	3,613,878.00	3,452,000.00	1,835,575.84
EXPENDITURES							
9. Donor-Authorized Expenditures	38,174.36	3,565,111.75	728,580.94	1,054,488.78	4,228,572.98	2,430,624.60	1,835,575.84
10. Non Donor-Authorized Expenditures							
11. Total Expenditures (lines 9 & 10)	38,174.36	3,565,111.75	728,580.94	1,054,488.78	4,228,572.98	2,430,624.60	1,835,575.84
12. Amounts Included in Line 6 above for Prior Year Adjustments							

2022-23 Unaudited Actuals
FEDERAL GRANT AWARDS
REVENUES, AND EXPENDITURES - ALL FUNDS
SCHEDULE FOR CATEGORICALS SUBJECT TO DEFERRAL OF
UNEARNED REVENUES

Description	008	009	010	011	012	013	014
13. Calculation of Unearned Revenue or A/P, & A/R amounts (line 8 minus line 9 plus line 12)	0.00	(390,300.75)	(26,487.94)	215,996.22	(614,694.98)	1,021,375.40	0.00
a. Unearned Revenue				215,996.22		1,021,375.40	
b. Accounts Payable							
c. Accounts Receivable		390,300.75	26,487.94		614,694.98		
14. Unused Grant Award Calculation (line 4 minus line 9)	0.00	263,625.25	189,446.06	1,553,022.22	266,327.02	1,021,375.40	0.00
15. If Carryover is allowed, enter line 14 amount here		263,625.25	189,446.06	1,553,022.22	266,327.02	1,021,375.40	
16. Reconciliation of Revenue (line 5 plus line 6 minus line 13a minus line 13b plus line 13c)	38,174.36	3,565,111.75	728,580.94	1,054,488.78	4,228,572.98	2,430,624.60	1,835,575.84

2022-23 Unaudited Actuals
FEDERAL GRANT AWARDS
REVENUES, AND EXPENDITURES - ALL FUNDS
SCHEDULE FOR CATEGORICALS SUBJECT TO DEFERRAL OF
UNEARNED REVENUES

Description	015	016	017	018	019	020	021
FEDERAL PROGRAM NAME	ARP IDEA Part B, Sec. 611, Local Assistance Entitlement	ARP IDEA Part B, Sec. 611, Local Assistance Coordinated Early Interv ening Services	ARP IDEA Part B, Sec. 619, Preschool Grants Coordinated Early Interv ening Services	ARP IDEA Part B, Sec. 619, Preschool Grants Coordinated Early Interv ening Services	Local Assistance	Local Assistance / Parentally Placed Priv ate School	SPED Idea Early Interv ening
FEDERAL CATALOG NUMBER	84.027	84.027	84.137	84.137	84.027A	84.027	84.027
RESOURCE CODE	3305	3307	3308	3309	3310	3311	3312
REVENUE OBJECT	8182	8990	8182	8990	8181	8181	8990
LOCAL DESCRIPTION (if any)							
AWARD							
1. Prior Year Carry over	1,773,058.00		151,924.00				
2. a. Current Year Award					9,429,602.96		0.00
b. Transferability (ESSA)							
c. Other Adjustments	(265,959.00)	265,959.00	(22,789.00)	22,789.00	(2,322,430.96)	358,622.00	1,963,808.96
d. Adj Curr Yr Award (sum lines 2a, 2b, & 2c)	(265,959.00)	265,959.00	(22,789.00)	22,789.00	7,107,172.00	358,622.00	1,963,808.96
3. Required Matching Funds/Other							
4. Total Available Award (sum lines 1, 2d, & 3)	1,507,099.00	265,959.00	129,135.00	22,789.00	7,107,172.00	358,622.00	1,963,808.96
REVENUES							
5. Unearned Revenue Deferred from Prior Year							
6. Cash Received in Current Year	788,746.01				333,828.58		379,047.19
7. Contributed Matching Funds							
8. Total Available (sum lines 5, 6, & 7)	788,746.01	0.00	0.00	0.00	333,828.58	0.00	379,047.19
EXPENDITURES							
9. Donor-Authorized Expenditures	1,507,099.00	265,959.00	129,135.00	22,789.00	7,107,172.00	358,622.00	1,963,808.96
10. Non Donor-Authorized Expenditures							
11. Total Expenditures (lines 9 & 10)	1,507,099.00	265,959.00	129,135.00	22,789.00	7,107,172.00	358,622.00	1,963,808.96
12. Amounts Included in Line 6 above for Prior Year Adjustments							
13. Calculation of Unearned Revenue							

2022-23 Unaudited Actuals
FEDERAL GRANT AWARDS
REVENUES, AND EXPENDITURES - ALL FUNDS
SCHEDULE FOR CATEGORICALS SUBJECT TO DEFERRAL OF
UNEARNED REVENUES

Description	015	016	017	018	019	020	021
or A/P, & A/R amounts (line 8 minus line 9 plus line 12)	(718,352.99)	(265,959.00)	(129,135.00)	(22,789.00)	(6,773,343.42)	(358,622.00)	(1,584,761.77)
a. Unearned Revenue							
b. Accounts Payable							
c. Accounts Receivable	718,352.99	265,959.00	129,135.00	22,789.00	6,773,343.42	358,622.00	1,584,761.77
14. Unused Grant Award Calculation (line 4 minus line 9)	0.00	0.00	0.00	0.00	0.00	0.00	0.00
15. If Carryover is allowed, enter line 14 amount here							
16. Reconciliation of Revenue (line 5 plus line 6 minus line 13a minus line 13b plus line 13c)	1,507,099.00	265,959.00	129,135.00	22,789.00	7,107,172.00	358,622.00	1,963,808.96

2022-23 Unaudited Actuals
FEDERAL GRANT AWARDS
REVENUES, AND EXPENDITURES - ALL FUNDS
SCHEDULE FOR CATEGORICALS SUBJECT TO DEFERRAL OF
UNEARNED REVENUES

Description	022	023	024	025	026	027	028
FEDERAL PROGRAM NAME	Preschool Grants	Preschool Grants	IDEA Mental Health ADA Allocation	Preschool Staff Development	Preschool Staff Development	Alternate Dispute Resolution Program	Workability II, Transition Partnership
FEDERAL CATALOG NUMBER	84.173A	84.173	84.027A	84.173A	84.181	84.027A	84.126
RESOURCE CODE	3315	3318	3327	3345	3385	3395	3410
REVENUE OBJECT	8182	8990	8182	8182	8182	8182	8290
LOCAL DESCRIPTION (if any)							
AWARD							
1. Prior Year Carry over							
2. a. Current Year Award	275,926.00		412,668.00	1,778.00	205,411.00	14,922.00	416,947.78
b. Transferability (ESSA)							
c. Other Adjustments	(72,263.00)	72,263.00					
d. Adj Curr Yr Award							
(sum lines 2a, 2b, & 2c)	203,663.00	72,263.00	412,668.00	1,778.00	205,411.00	14,922.00	416,947.78
3. Required Matching Funds/Other							
4. Total Available Award							
(sum lines 1, 2d, & 3)	203,663.00	72,263.00	412,668.00	1,778.00	205,411.00	14,922.00	416,947.78
REVENUES							
5. Unearned Revenue Deferred from Prior Year							
6. Cash Received in Current Year			198,770.20				257,288.90
7. Contributed Matching Funds							
8. Total Available (sum lines 5, 6, & 7)	0.00	0.00	198,770.20	0.00	0.00	0.00	257,288.90
EXPENDITURES							
9. Donor-Authorized Expenditures	203,663.00	72,263.00	412,668.00	1,778.00	205,411.00	14,922.00	416,947.78
10. Non Donor-Authorized Expenditures							
11. Total Expenditures (lines 9 & 10)	203,663.00	72,263.00	412,668.00	1,778.00	205,411.00	14,922.00	416,947.78
12. Amounts Included in Line 6 above for Prior Year Adjustments							
13. Calculation of Unearned Revenue or A/P, & A/R amounts							
(line 8 minus line 9 plus line 12)	(203,663.00)	(72,263.00)	(213,897.80)	(1,778.00)	(205,411.00)	(14,922.00)	(159,658.88)

2022-23 Unaudited Actuals
FEDERAL GRANT AWARDS
REVENUES, AND EXPENDITURES - ALL FUNDS
SCHEDULE FOR CATEGORICALS SUBJECT TO DEFERRAL OF
UNEARNED REVENUES

Description	022	023	024	025	026	027	028
a. Unearned Revenue							
b. Accounts Payable							
c. Accounts Receivable	203,663.00	72,263.00	213,897.80	1,778.00	205,411.00	14,922.00	159,658.88
14. Unused Grant Award Calculation (line 4 minus line 9)	0.00	0.00	0.00	0.00	0.00	0.00	0.00
15. If Carryover is allowed, enter line 14 amount here							
16. Reconciliation of Revenue (line 5 plus line 6 minus line 13a minus line 13b plus line 13c)	203,663.00	72,263.00	412,668.00	1,778.00	205,411.00	14,922.00	416,947.78

2022-23 Unaudited Actuals
FEDERAL GRANT AWARDS
REVENUES, AND EXPENDITURES - ALL FUNDS
SCHEDULE FOR CATEGORICALS SUBJECT TO DEFERRAL OF
UNEARNED REVENUES

Description	029	030	031	032	033	034	035
FEDERAL PROGRAM NAME	CTE 21st Century Perkins V	Carl D. Perkins Career and Tech. Ed. Improvement	Title II, Part A Improving Teacher Quality	21st Century - Community Learning Centers	Title IV Student Support and Academic Achievement	Title III LEP	Indian Education
FEDERAL CATALOG NUMBER	84.048	84.048	84.367	84.287	84.424	84.365	84.060
RESOURCE CODE	3515	3550	4035	4124	4127	4203	4510
REVENUE OBJECT	8290	8290	8290	8290	8290	8290	8290
LOCAL DESCRIPTION (if any)							
AWARD							
1. Prior Year Carry over			327,478.73	1,260,074.90	1,372,173.65	525,448.92	
2. a. Current Year Award	13,500.00	514,528.00	1,964,581.00	3,219,721.82	1,356,591.00	1,470,801.00	38,317.00
b. Transferability (ESSA)							
c. Other Adjustments							
d. Adj Curr Yr Award							
(sum lines 2a, 2b, & 2c)	13,500.00	514,528.00	1,964,581.00	3,219,721.82	1,356,591.00	1,470,801.00	38,317.00
3. Required Matching Funds/Other							
4. Total Available Award							
(sum lines 1, 2d, & 3)	13,500.00	514,528.00	2,292,059.73	4,479,796.72	2,728,764.65	1,996,249.92	38,317.00
REVENUES							
5. Unearned Revenue Deferred from Prior Year			327,478.73	50,119.06		426,928.92	
6. Cash Received in Current Year	10,125.00	54,914.00	1,943,591.00	3,065,350.72	1,123,240.65	915,088.00	23,943.04
7. Contributed Matching Funds							
8. Total Available (sum lines 5, 6, & 7)	10,125.00	54,914.00	2,271,069.73	3,115,469.78	1,123,240.65	1,342,016.92	23,943.04
EXPENDITURES							
9. Donor-Authorized Expenditures	0.00	514,528.00	2,033,351.68	3,746,923.54	1,169,405.06	1,323,937.14	35,204.24
10. Non Donor-Authorized Expenditures							
11. Total Expenditures (lines 9 & 10)	0.00	514,528.00	2,033,351.68	3,746,923.54	1,169,405.06	1,323,937.14	35,204.24
12. Amounts Included in Line 6 above for Prior Year Adjustments							
13. Calculation of Unearned Revenue or A/P, & A/R amounts (line 8 minus line 9 plus line 12)	10,125.00	(459,614.00)	237,718.05	(631,453.76)	(46,164.41)	18,079.78	(11,261.20)

2022-23 Unaudited Actuals
FEDERAL GRANT AWARDS
REVENUES, AND EXPENDITURES - ALL FUNDS
SCHEDULE FOR CATEGORICALS SUBJECT TO DEFERRAL OF
UNEARNED REVENUES

Description	029	030	031	032	033	034	035
a. Unearned Revenue	10,125.00		237,718.05	4,296.27		18,079.78	
b. Accounts Payable							
c. Accounts Receivable		459,614.00		635,750.03	46,164.41		11,261.20
14. Unused Grant Award Calculation (line 4 minus line 9)	13,500.00	0.00	258,708.05	732,873.18	1,559,359.59	672,312.78	3,112.76
15. If Carryover is allowed, enter line 14 amount here	13,500.00		258,708.05	732,873.18	1,559,359.59	672,312.78	
16. Reconciliation of Revenue (line 5 plus line 6 minus line 13a minus line 13b plus line 13c)	0.00	514,528.00	2,033,351.68	3,746,923.54	1,169,405.06	1,323,937.14	35,204.24

2022-23 Unaudited Actuals
FEDERAL GRANT AWARDS
REVENUES, AND EXPENDITURES - ALL FUNDS
SCHEDULE FOR CATEGORICALS SUBJECT TO DEFERRAL OF
UNEARNED REVENUES

Description	036	037	038	039	040	041	TOTAL
FEDERAL PROGRAM NAME	Edu for Homeless Children & Youth	Edu for Homeless Children & Youth	Refugee Children Suppt. Asst.	Healthy Oakland Teens (HOT)	Safety Through Education and Prevention (STEP)	DOJ COPS SVPP Schools Violence Prevention	
FEDERAL CATALOG NUMBER	84.196A	84.196A	93.576	93.079	93.327	16.710	
RESOURCE CODE	5630	5634	5810	5844	5846	5856	
REVENUE OBJECT	8290	8290	8290	8290	8290	8290	
LOCAL DESCRIPTION (if any)							
AWARD							
1. Prior Year Carry over		360,931.00	69.73	722,731.70	386,996.00	288,044.33	27,018,919.78
2. a. Current Year Award	26,656.49		111,245.38	125,838.00	507,847.00		199,144,537.72
b. Transferability (ESSA)							0.00
c. Other Adjustments							0.00
d. Adj Curr Yr Award (sum lines 2a, 2b, & 2c)	26,656.49	0.00	111,245.38	125,838.00	507,847.00	0.00	199,144,537.72
3. Required Matching Funds/Other							0.00
4. Total Available Award (sum lines 1, 2d, & 3)	26,656.49	360,931.00	111,315.11	848,569.70	894,843.00	288,044.33	226,163,457.50
REVENUES							
5. Unearned Revenue Deferred from Prior Year							10,537,862.99
6. Cash Received in Current Year		157,298.00	5,883.73	325,616.14	338,365.64		86,477,475.91
7. Contributed Matching Funds							0.00
8. Total Available (sum lines 5, 6, & 7)	0.00	157,298.00	5,883.73	325,616.14	338,365.64	0.00	97,015,338.90
EXPENDITURES							
9. Donor-Authorized Expenditures	26,656.49	103,867.21	111,315.11	547,080.43	473,634.77	197,714.03	118,465,167.50
10. Non Donor-Authorized Expenditures							0.00
11. Total Expenditures (lines 9 & 10)	26,656.49	103,867.21	111,315.11	547,080.43	473,634.77	197,714.03	118,465,167.50
12. Amounts Included in Line 6 above for Prior Year Adjustments							0.00
13. Calculation of Unearned Revenue or A/P, & A/R amounts (line 8 minus line 9 plus line 12)	(26,656.49)	53,430.79	(105,431.38)	(221,464.29)	(135,269.13)	(197,714.03)	(21,449,828.60)

2022-23 Unaudited Actuals
FEDERAL GRANT AWARDS
REVENUES, AND EXPENDITURES - ALL FUNDS
SCHEDULE FOR CATEGORICALS SUBJECT TO DEFERRAL OF
UNEARNED REVENUES

Description	036	037	038	039	040	041	
a. Unearned Revenue		53,430.79					14,610,398.51
b. Accounts Payable							0.00
c. Accounts Receivable	26,656.49		105,431.38	221,464.29	135,269.13	197,714.03	36,060,227.11
14. Unused Grant Award Calculation (line 4 minus line 9)	0.00	257,063.79	0.00	301,489.27	421,208.23	90,330.30	107,698,290.00
15. If Carryover is allowed, enter line 14 amount here		257,063.79		301,489.27	421,208.23	90,330.30	107,695,177.24
16. Reconciliation of Revenue (line 5 plus line 6 minus line 13a minus line 13b plus line 13c)	26,656.49	103,867.21	111,315.11	547,080.43	473,634.77	197,714.03	118,465,167.50

2022-23 Unaudited Actuals
STATE GRANT AWARDS
REVENUES, AND EXPENDITURES - ALL FUNDS
SCHEDULE FOR CATEGORICALS SUBJECT TO DEFERRAL OF
UNEARNED REVENUES

Description	001	002	003	004	005	006	007
STATE PROGRAM NAME	After School Education & Safety	21st Century - Community Learning Centers	21st Century - Community Learning Centers	NBCT Teacher Incentive Program	(CPA) (SB70)	(CPA) Clean Tech. and Renewable Energy Program	Career Technical Education Incentive Grant
RESOURCE CODE	6010	6010	6010	6271	6385	6386	6387
REVENUE OBJECT	8590	8590	8590	8590	8590	8590	8590
LOCAL DESCRIPTION (if any)	1553	1884	1887	7806	Various	Various	3800
AWARD							
1. Prior Year Carry over					289,095.05	277,426.45	2,092,791.00
2. a. Current Year Award	9,542,180.73	469,043.37	1,405,117.55	60,000.00	405,000.00	309,222.00	0.00
b. Other Adjustments	0.00	0.00	0.00	0.00	0.00	0.00	0.00
c. Adj Curr Yr Award							
(sum lines 2a & 2b)	9,542,180.73	469,043.37	1,405,117.55	60,000.00	405,000.00	309,222.00	0.00
3. Required Matching Funds/Other							
4. Total Available Award							
(sum lines 1, 2c, & 3)	9,542,180.73	469,043.37	1,405,117.55	60,000.00	694,095.05	586,648.45	2,092,791.00
REVENUES							
5. Unearned Revenue Deferred from Prior Year					88,178.33	132,676.45	1,883,511.00
6. Cash Received in Current Year	7,596,535.07	234,521.68	702,558.78	60,000.00	413,261.72	287,610.00	
7. Contributed Matching Funds							
8. Total Available (sum lines 5, 6, & 7)	7,596,535.07	234,521.68	702,558.78	60,000.00	501,440.05	420,286.45	1,883,511.00
EXPENDITURES							
9. Donor-Authorized Expenditures	7,358,372.19	257,602.73	1,023,521.16	60,000.00	457,739.13	299,792.39	421,196.60
10. Non Donor-Authorized Expenditures							
11. Total Expenditures (lines 9 & 10)	7,358,372.19	257,602.73	1,023,521.16	60,000.00	457,739.13	299,792.39	421,196.60
12. Amounts Included in Line 6 above for Prior Year Adjustments							
13. Calculation of Unearned Revenue or A/P & A/R amounts (line 8 minus line 9 plus line 12)	238,162.88	(23,081.05)	(320,962.38)	0.00	43,700.92	120,494.06	1,462,314.40
a. Unearned Revenue	238,162.88				80,518.81	120,955.06	1,462,314.40
b. Accounts Payable							
c. Accounts Receivable		23,081.05	320,962.38		36,817.89	461.00	

2022-23 Unaudited Actuals
STATE GRANT AWARDS
REVENUES, AND EXPENDITURES - ALL FUNDS
SCHEDULE FOR CATEGORICALS SUBJECT TO DEFERRAL OF
UNEARNED REVENUES

Description	001	002	003	004	005	006	007
14. Unused Grant Award Calculation (line 4 minus line 9)	2,183,808.54	211,440.64	381,596.39	0.00	236,355.92	286,856.06	1,671,594.40
15. If Carryover is allowed, enter line 14 amount here	2,183,808.54	211,440.64	381,596.39	0.00	236,355.92	271,416.06	1,671,594.40
16. Reconciliation of Revenue (line 5 plus line 6 minus line 13a minus line 13b plus line 13c)	7,358,372.19	257,602.73	1,023,521.16	60,000.00	457,739.13	299,792.39	421,196.60

2022-23 Unaudited Actuals
STATE GRANT AWARDS
REVENUES, AND EXPENDITURES - ALL FUNDS
SCHEDULE FOR CATEGORICALS SUBJECT TO DEFERRAL OF
UNEARNED REVENUES

Description	008	009	010	011	012	013	014
STATE PROGRAM NAME	Career Technical Education Incentive Grant	Career Technical Education Incentive Grant	Strong Workforce Program	Tobacco Use Prevention Education 6-12Tier 2	Tobacco Use Prevention (Prop. 56)	Cal. Partnership (Health & Bios)	Specialized Secondary Prog
RESOURCE CODE	6387	6387	6388	6690	6695	7220	7370
REVENUE OBJECT	8590	8689	8590	8590	8590	8590	8590
LOCAL DESCRIPTION (if any)	3801	3802	Various	1121/4752	4753	Various	1139
AWARD							
1. Prior Year Carry over	385,753.09	496,848.05	3,179,616.92			84,782.48	82,049.31
2. a. Current Year Award	1,500,622.00		3,586,544.00	298,526.33	249,091.00	648,000.00	40,000.00
b. Other Adjustments							
c. Adj Curr Yr Award							
(sum lines 2a & 2b)	1,500,622.00	0.00	3,586,544.00	298,526.33	249,091.00	648,000.00	40,000.00
3. Required Matching Funds/Other							
4. Total Available Award							
(sum lines 1, 2c, & 3)	1,886,375.09	496,848.05	6,766,160.92	298,526.33	249,091.00	732,782.48	122,049.31
REVENUES							
5. Unearned Revenue Deferred from Prior Year	301,241.79	496,848.05	1,843,902.84			84,782.48	54,549.31
6. Cash Received in Current Year	1,435,071.30		2,864,238.17	149,263.16	124,545.50	648,000.00	67,500.00
7. Contributed Matching Funds							
8. Total Available (sum lines 5, 6, & 7)	1,736,313.09	496,848.05	4,708,141.01	149,263.16	124,545.50	732,782.48	122,049.31
EXPENDITURES							
9. Donor-Authorized Expenditures	485,914.75		4,544,982.74	190,938.00	208,804.00	647,565.87	110,972.35
10. Non Donor-Authorized Expenditures							
11. Total Expenditures (lines 9 & 10)	485,914.75	0.00	4,544,982.74	190,938.00	208,804.00	647,565.87	110,972.35
12. Amounts Included in Line 6 above for Prior Year Adjustments							
13. Calculation of Unearned Revenue or A/P, & A/R amounts							
(line 8 minus line 9 plus line 12)	1,250,398.34	496,848.05	163,158.27	(41,674.84)	(84,258.50)	85,216.61	11,076.96
a. Unearned Revenue	1,250,398.34	496,848.05	1,159,400.13			85,216.61	11,076.96
b. Accounts Payable							
c. Accounts Receivable			996,241.86	41,674.84	84,258.50		

2022-23 Unaudited Actuals
STATE GRANT AWARDS
REVENUES, AND EXPENDITURES - ALL FUNDS
SCHEDULE FOR CATEGORICALS SUBJECT TO DEFERRAL OF
UNEARNED REVENUES

Description	008	009	010	011	012	013	014
14. Unused Grant Award Calculation (line 4 minus line 9)	1,400,460.34	496,848.05	2,221,178.18	107,588.33	40,287.00	85,216.61	11,076.96
15. If Carryover is allowed, enter line 14 amount here	1,400,460.34	496,848.05	2,221,177.21			85,216.61	87,814.96
16. Reconciliation of Revenue (line 5 plus line 6 minus line 13a minus line 13b plus line 13c)	485,914.75	0.00	4,544,982.74	190,938.00	208,804.00	647,565.87	110,972.35

2022-23 Unaudited Actuals
STATE GRANT AWARDS
REVENUES, AND EXPENDITURES - ALL FUNDS
SCHEDULE FOR CATEGORICALS SUBJECT TO DEFERRAL OF
UNEARNED REVENUES

Description	015	016	017	018	019	020	021
STATE PROGRAM NAME	Specialized Secondary Prog	In-Person Instruction Grant	STRS On-BeHalf	Comm. On T.E. Credentialing Classified to TE	CAL NewcomerEd. & Wellbeing Project	Early Literacy Support Block Grant	CalNEW Grant CDSS
RESOURCE CODE	7370	7422	7690	7810	7811	7812	7816
REVENUE OBJECT	8590	8590	8590	8590	8590	8590	8590
LOCAL DESCRIPTION (if any)	3607		Various	Various			9000
AWARD							
1. Prior Year Carry over	100,000.00	1,764,281.88		742,946.62	9,189.64		
2. a. Current Year Award	75,000.00			1,531,104.27	600,000.00	1,497,965.75	1,083,995.62
b. Other Adjustments	20,488.00						
c. Adj Curr Yr Award (sum lines 2a & 2b)	95,488.00	0.00	0.00	1,531,104.27	600,000.00	1,497,965.75	1,083,995.62
3. Required Matching Funds/Other			21,500,265.00				
4. Total Available Award (sum lines 1, 2c, & 3)	195,488.00	1,764,281.88	21,500,265.00	2,274,050.89	609,189.64	1,497,965.75	1,083,995.62
REVENUES							
5. Unearned Revenue Deferred from Prior Year		1,764,281.88		674,945.27		356,485.45	
6. Cash Received in Current Year	176,738.00			1,890,995.19	260,774.30		149,806.62
7. Contributed Matching Funds			21,500,265.00				
8. Total Available (sum lines 5, 6, & 7)	176,738.00	1,764,281.88	21,500,265.00	2,565,940.46	260,774.30	356,485.45	149,806.62
EXPENDITURES							
9. Donor-Authorized Expenditures	100,000.00		21,500,265.00	915,577.52	593,763.04	1,497,965.75	860,880.08
10. Non Donor-Authorized Expenditures							
11. Total Expenditures (lines 9 & 10)	100,000.00	0.00	21,500,265.00	915,577.52	593,763.04	1,497,965.75	860,880.08
12. Amounts Included in Line 6 above for Prior Year Adjustments							
13. Calculation of Unearned Revenue or A/P, & A/R amounts (line 8 minus line 9 plus line 12)	76,738.00	1,764,281.88	0.00	1,650,362.94	(332,988.74)	(1,141,480.30)	(711,073.46)
a. Unearned Revenue	76,738.00	1,764,281.88		1,650,362.94			
b. Accounts Payable							
c. Accounts Receivable					332,988.74	1,141,480.30	711,073.46

2022-23 Unaudited Actuals
STATE GRANT AWARDS
REVENUES, AND EXPENDITURES - ALL FUNDS
SCHEDULE FOR CATEGORICALS SUBJECT TO DEFERRAL OF
UNEARNED REVENUES

Description	015	016	017	018	019	020	021
14. Unused Grant Award Calculation (line 4 minus line 9)	95,488.00	1,764,281.88	0.00	1,358,473.37	15,426.60	0.00	223,115.54
15. If Carryover is allowed, enter line 14 amount here	95,488.00	1,764,281.88		1,358,508.37	15,426.60		223,115.54
16. Reconciliation of Revenue (line 5 plus line 6 minus line 13a minus line 13b plus line 13c)	100,000.00	0.00	0.00	915,577.52	593,763.04	1,497,965.75	860,880.08

2022-23 Unaudited Actuals
STATE GRANT AWARDS
REVENUES, AND EXPENDITURES - ALL FUNDS
SCHEDULE FOR CATEGORICALS SUBJECT TO DEFERRAL OF
UNEARNED REVENUES

Description	
STATE PROGRAM NAME	TOTAL
RESOURCE CODE	
REVENUE OBJECT	
LOCAL DESCRIPTION (if any)	
AWARD	
1. Prior Year Carry over	9,504,780.49
2. a. Current Year Award	23,301,412.62
b. Other Adjustments	20,488.00
c. Adj Curr Yr Award (sum lines 2a & 2b)	23,321,900.62
3. Required Matching Funds/Other	21,500,265.00
4. Total Available Award (sum lines 1, 2c, & 3)	54,326,946.11
REVENUES	
5. Unearned Revenue Deferred from Prior Year	7,681,402.85
6. Cash Received in Current Year	17,061,419.49
7. Contributed Matching Funds	21,500,265.00
8. Total Available (sum lines 5, 6, & 7)	46,243,087.34
EXPENDITURES	
9. Donor-Authorized Expenditures	41,535,853.30
10. Non Donor-Authorized Expenditures	0.00
11. Total Expenditures (lines 9 & 10)	41,535,853.30
12. Amounts Included in Line 6 above for Prior Year Adjustments	0.00
13. Calculation of Unearned Revenue or A/P, & A/R amounts (line 8 minus line 9 plus line 12)	4,707,234.04
a. Unearned Revenue	8,396,274.06
b. Accounts Payable	0.00
c. Accounts Receivable	3,689,040.02
14. Unused Grant Award Calculation (line 4 minus line 9)	12,791,092.81

2022-23 Unaudited Actuals
STATE GRANT AWARDS
REVENUES, AND EXPENDITURES - ALL FUNDS
SCHEDULE FOR CATEGORICALS SUBJECT TO DEFERRAL OF
UNEARNED REVENUES

Description	
15. If Carryover is allowed, enter line 14 amount here	12,704,549.51
16. Reconciliation of Revenue (line 5 plus line 6 minus line 13a minus line 13b plus line 13c)	20,035,588.30

2022-23 Unaudited Actuals
LOCAL GRANT AWARDS
REVENUES, AND EXPENDITURES - ALL FUNDS
SCHEDULE FOR CATEGORICALS SUBJECT TO DEFERRAL OF
UNEARNED REVENUES

Description	001	
LOCAL PROGRAM NAME RESOURCE CODE REVENUE OBJECT LOCAL DESCRIPTION (if any)		TOTAL
AWARD		
1. Prior Year Carry over		0.00
2. a. Current Year Award		0.00
b. Other Adjustments		0.00
c. Adj Curr Yr Award		
(sum lines 2a & 2b)	0.00	0.00
3. Required Matching Funds/Other		0.00
4. Total Available Award		
(sum lines 1, 2c, & 3)	0.00	0.00
REVENUES		
5. Unearned Revenue Deferred from Prior Year		0.00
6. Cash Received in Current Year		0.00
7. Contributed Matching Funds		0.00
8. Total Available (sum lines 5, 6, & 7)	0.00	0.00
EXPENDITURES		
9. Donor-Authorized Expenditures		0.00
10. Non Donor-Authorized Expenditures		0.00
11. Total Expenditures (lines 9 & 10)	0.00	0.00
12. Amounts Included in Line 6 above		
for Prior Year Adjustments		0.00
13. Calculation of Unearned Revenue		
or A/P, & A/R amounts		
(line 8 minus line 9 plus line 12)	0.00	0.00
a. Unearned Revenue		0.00
b. Accounts Payable		0.00
c. Accounts Receivable		0.00
14. Unused Grant Award Calculation		
(line 4 minus line 9)	0.00	0.00

2022-23 Unaudited Actuals
LOCAL GRANT AWARDS
REVENUES, AND EXPENDITURES - ALL FUNDS
SCHEDULE FOR CATEGORICALS SUBJECT TO DEFERRAL OF
UNEARNED REVENUES

Description	001	
15. If Carry over is allowed, enter line 14 amount here		0.00
16. Reconciliation of Revenue (line 5 plus line 6 minus line 13a minus line 13b plus line 13c)	0.00	0.00

2022-23 Unaudited Actuals
FEDERAL AWARDS
REVENUES, AND EXPENDITURES - ALL FUNDS
SCHEDULE FOR CATEGORICALS SUBJECT TO RESTRICTED ENDING
BALANCES

Description		001	
			TOTAL
FEDERAL PROGRAM NAME			
FEDERAL CATALOG NUMBER			
RESOURCE CODE			
REVENUE OBJECT			
LOCAL DESCRIPTION (if any)			
AWARD			
1. Prior Year Restricted			
Ending Balance			0.00
2. a. Current Year Award			0.00
b. Other Adjustments			0.00
c. Adj Curr Yr Award			
(sum lines 2a & 2b)		0.00	0.00
3. Required Matching Funds/Other			0.00
4. Total Available Award			
(sum lines 1, 2c, & 3)		0.00	0.00
REVENUES			
5. Cash Received in Current Year			0.00
6. Amounts Included in Line 5 for			
Prior Year Adjustments			0.00
7. a. Accounts Receivable			
(line 2c minus lines 5 & 6)		0.00	0.00
b. Noncurrent Accounts Receivable			0.00
c. Current Accounts Receivable			
(line 7a minus line 7b)		0.00	0.00
8. Contributed Matching Funds			0.00
9. Total Available			
(sum lines 5, 7c, & 8)		0.00	0.00
EXPENDITURES			
10. Donor-Authorized Expenditures			0.00
11. Non Donor-Authorized			
Expenditures			0.00
12. Total Expenditures			
(line 10 plus line 11)		0.00	0.00

2022-23 Unaudited Actuals
FEDERAL AWARDS
REVENUES, AND EXPENDITURES - ALL FUNDS
SCHEDULE FOR CATEGORICALS SUBJECT TO RESTRICTED ENDING
BALANCES

Description	001	
RESTRICTED ENDING BALANCE		
13. Current Year (line 4 minus line 10)	0.00	0.00

2022-23 Unaudited Actuals
STATE AWARDS
REVENUES, AND EXPENDITURES - ALL FUNDS
SCHEDULE FOR CATEGORICALS SUBJECT TO RESTRICTED ENDING
BALANCES

Description	001	002	003	004	005	006	007
STATE PROGRAM NAME	Literacy Coaches and Reading Specialists Grant Program	CCSPP Implementation Grant	Educator Effectiveness	Special ED AB602 Master Plan	Lottery Instructional Materials	Special Ed: Infant Discretionary	Special Ed: Project Workability I LEA
RESOURCE CODE	6211	6266	6300	6332	6500	6515	6520
REVENUE OBJECT	8590	8590	8560	8590	8311	8590	8590
LOCAL DESCRIPTION (if any)							
AWARD							
1. Prior Year Restricted							
Ending Balance		7,946,762.98	1,274,755.55				
2. a. Current Year Award	6,821,547.00	1,994,406.00	3,112,527.76	12,825,000.00	32,043,597.06		318,420.00
b. Other Adjustments					(1,002,290.00)		
c. Adj Curr Yr Award							
(sum lines 2a & 2b)	6,821,547.00	1,994,406.00	3,112,527.76	12,825,000.00	31,041,307.06	0.00	318,420.00
3. Required Matching Funds/Other					82,150,145.51		
4. Total Available Award							
(sum lines 1, 2c, & 3)	6,821,547.00	9,941,168.98	4,387,283.31	12,825,000.00	113,191,452.57	0.00	318,420.00
REVENUES							
5. Cash Received in Current Year	6,821,547.00	1,994,406.00	2,215,038.80		31,041,307.06		
6. Amounts Included in Line 5 for							
Prior Year Adjustments							
7. a. Accounts Receivable							
(line 2c minus lines 5 & 6)	0.00	0.00	897,488.96	12,825,000.00	0.00	0.00	318,420.00
b. Noncurrent Accounts Receivable							
c. Current Accounts Receivable							
(line 7a minus line 7b)	0.00	0.00	897,488.96	12,825,000.00	0.00	0.00	318,420.00
8. Contributed Matching Funds					82,150,145.51		
9. Total Available							
(sum lines 5, 7c, & 8)	6,821,547.00	1,994,406.00	3,112,527.76	12,825,000.00	113,191,452.57	0.00	318,420.00
EXPENDITURES							
10. Donor-Authorized Expenditures		1,171,011.75	2,913,578.56	5,172,767.58	113,191,452.57		318,420.00
11. Non Donor-Authorized Expenditures							
12. Total Expenditures							

2022-23 Unaudited Actuals
STATE AWARDS
REVENUES, AND EXPENDITURES - ALL FUNDS
SCHEDULE FOR CATEGORICALS SUBJECT TO RESTRICTED ENDING
BALANCES

Description	001	002	003	004	005	006	007
(line 10 plus line 11)	0.00	1,171,011.75	2,913,578.56	5,172,767.58	113,191,452.57	0.00	318,420.00
RESTRICTED ENDING BALANCE							
13. Current Year							
(line 4 minus line 10)	6,821,547.00	8,770,157.23	1,473,704.75	7,652,232.42	0.00	0.00	0.00

2022-23 Unaudited Actuals
STATE AWARDS
REVENUES, AND EXPENDITURES - ALL FUNDS
SCHEDULE FOR CATEGORICALS SUBJECT TO RESTRICTED ENDING
BALANCES

Description	008	009	010	011	012	013	014
STATE PROGRAM NAME	Special Ed: Dispute Prevention and Dispute Resolution	Art, Music, Instructional Material Discretionary Block Grant	Special Ed: Learning Recovery Support	Special Ed Mental Health Services	Art, Music, Instructional Material Discretionary Block Grant	Kitchen Infrastructure and Training Funds - Infrastructure Upgrade Funds	COVID State Supplemental Reimbursement
RESOURCE CODE	6536	6537	6546	6547	6762	7028	7029
REVENUE OBJECT	8590	8590	8590	8590	8590	8520	8520
LOCAL DESCRIPTION (if any)							
AWARD							
1. Prior Year Restricted							
Ending Balance	676,666.38	2,623,323.51		1,292,564.29		826,909.00	289,128.00
2. a. Current Year Award			2,525,848.00	2,244,356.00	9,808,647.00		
b. Other Adjustments							
c. Adj Curr Yr Award							
(sum lines 2a & 2b)	0.00	0.00	2,525,848.00	2,244,356.00	9,808,647.00	0.00	0.00
3. Required Matching Funds/Other							
4. Total Available Award							
(sum lines 1, 2c, & 3)	676,666.38	2,623,323.51	2,525,848.00	3,536,920.29	9,808,647.00	826,909.00	289,128.00
REVENUES							
5. Cash Received in Current Year			2,525,848.00	2,244,356.00	9,808,647.00		
6. Amounts Included in Line 5 for							
Prior Year Adjustments							
7. a. Accounts Receivable							
(line 2c minus lines 5 & 6)	0.00	0.00	0.00	0.00	0.00	0.00	0.00
b. Noncurrent Accounts Receivable							
c. Current Accounts Receivable							
(line 7a minus line 7b)	0.00	0.00	0.00	0.00	0.00	0.00	0.00
8. Contributed Matching Funds							
9. Total Available							
(sum lines 5, 7c, & 8)	0.00	0.00	2,525,848.00	2,244,356.00	9,808,647.00	0.00	0.00
EXPENDITURES							
10. Donor-Authorized Expenditures	676,666.38	2,623,323.51	2,525,848.00	3,536,920.29		581,537.74	111,124.59
11. Non Donor-Authorized							
Expenditures							
12. Total Expenditures							

2022-23 Unaudited Actuals
STATE AWARDS
REVENUES, AND EXPENDITURES - ALL FUNDS
SCHEDULE FOR CATEGORICALS SUBJECT TO RESTRICTED ENDING
BALANCES

Description	008	009	010	011	012	013	014
(line 10 plus line 11)	676,666.38	2,623,323.51	2,525,848.00	3,536,920.29	0.00	581,537.74	111,124.59
RESTRICTED ENDING BALANCE							
13. Current Year							
(line 4 minus line 10)	0.00	0.00	0.00	0.00	9,808,647.00	245,371.26	178,003.41

2022-23 Unaudited Actuals
STATE AWARDS
REVENUES, AND EXPENDITURES - ALL FUNDS
SCHEDULE FOR CATEGORICALS SUBJECT TO RESTRICTED ENDING
BALANCES

Description	015	016	017	018	019	020	021
STATE PROGRAM NAME	Kitchen Infrastructure and Training Funds - Food Service Staff Training Funds	Prop 47 LCSSP	Classified School Employee Professional Development Block Grant	A-G Access Grant	A-G Learning Loss Mitigation	Expanded Learning Opportunities	Expanded Learning Opp - Paraprofessional Staff
RESOURCE CODE	7032	7085	7311	7412	7413	7425	7426
REVENUE OBJECT	8520	8590	8590	8590	8590	8590	8590
LOCAL DESCRIPTION (if any)							
AWARD							
1. Prior Year Restricted							
Ending Balance		632,632.16	169,930.30	1,695,177.00	635,515.00	2,500,968.76	1,481,190.00
2. a. Current Year Award	3,149,104.00	478,776.60		565,059.00	211,838.00		1,162,140.00
b. Other Adjustments							
c. Adj Curr Yr Award							
(sum lines 2a & 2b)	3,149,104.00	478,776.60	0.00	565,059.00	211,838.00	0.00	1,162,140.00
3. Required Matching Funds/Other							
4. Total Available Award							
(sum lines 1, 2c, & 3)	3,149,104.00	1,111,408.76	169,930.30	2,260,236.00	847,353.00	2,500,968.76	2,643,330.00
REVENUES							
5. Cash Received in Current Year	3,149,104.00			565,059.00	211,838.00		
6. Amounts Included in Line 5 for							
Prior Year Adjustments							
7. a. Accounts Receivable							
(line 2c minus lines 5 & 6)	0.00	478,776.60	0.00	0.00	0.00	0.00	1,162,140.00
b. Noncurrent Accounts Receivable							
c. Current Accounts Receivable							
(line 7a minus line 7b)	0.00	478,776.60	0.00	0.00	0.00	0.00	1,162,140.00
8. Contributed Matching Funds							
9. Total Available							
(sum lines 5, 7c, & 8)	3,149,104.00	478,776.60	0.00	565,059.00	211,838.00	0.00	1,162,140.00
EXPENDITURES							
10. Donor-Authorized Expenditures		254,581.86	116,251.48	81,592.81	25,139.67	2,500,968.76	1,884,671.45
11. Non Donor-Authorized							
Expenditures							

2022-23 Unaudited Actuals
STATE AWARDS
REVENUES, AND EXPENDITURES - ALL FUNDS
SCHEDULE FOR CATEGORICALS SUBJECT TO RESTRICTED ENDING
BALANCES

Description	015	016	017	018	019	020	021
12. Total Expenditures (line 10 plus line 11)	0.00	254,581.86	116,251.48	81,592.81	25,139.67	2,500,968.76	1,884,671.45
RESTRICTED ENDING BALANCE							
13. Current Year (line 4 minus line 10)	3,149,104.00	856,826.90	53,678.82	2,178,643.19	822,213.33	0.00	758,658.55

2022-23 Unaudited Actuals
STATE AWARDS
REVENUES, AND EXPENDITURES - ALL FUNDS
SCHEDULE FOR CATEGORICALS SUBJECT TO RESTRICTED ENDING
BALANCES

Description	022	023	024	
STATE PROGRAM NAME	Learning Recovery Emergency Block Grant	Dual Language Immersion	Ethnic Studies Local Support	TOTAL
RESOURCE CODE	7435	7819	7820	
REVENUE OBJECT	8590	8590	8590	
LOCAL DESCRIPTION (if any)				
AWARD				
1. Prior Year Restricted Ending Balance				22,045,522.93
2. a. Current Year Award	54,063,293.00	160,000.00	251,599.00	131,736,158.42
b. Other Adjustments				(1,002,290.00)
c. Adj Curr Yr Award (sum lines 2a & 2b)	54,063,293.00	160,000.00	251,599.00	130,733,868.42
3. Required Matching Funds/Other				82,150,145.51
4. Total Available Award (sum lines 1, 2c, & 3)	54,063,293.00	160,000.00	251,599.00	234,929,536.86
REVENUES				
5. Cash Received in Current Year	54,063,293.00	160,000.00	251,599.00	115,052,042.86
6. Amounts Included in Line 5 for Prior Year Adjustments				0.00
7. a. Accounts Receivable (line 2c minus lines 5 & 6)	0.00	0.00	0.00	15,681,825.56
b. Noncurrent Accounts Receivable				0.00
c. Current Accounts Receivable (line 7a minus line 7b)	0.00	0.00	0.00	15,681,825.56
8. Contributed Matching Funds				82,150,145.51
9. Total Available (sum lines 5, 7c, & 8)	54,063,293.00	160,000.00	251,599.00	212,884,013.93
EXPENDITURES				
10. Donor-Authorized Expenditures		96,812.45		137,782,669.45
11. Non Donor-Authorized Expenditures				0.00
12. Total Expenditures				

2022-23 Unaudited Actuals
STATE AWARDS
REVENUES, AND EXPENDITURES - ALL FUNDS
SCHEDULE FOR CATEGORICALS SUBJECT TO RESTRICTED ENDING
BALANCES

Description	022	023	024	
(line 10 plus line 11)	0.00	96,812.45	0.00	137,782,669.45
RESTRICTED ENDING BALANCE				
13. Current Year				
(line 4 minus line 10)	54,063,293.00	63,187.55	251,599.00	97,146,867.41

2022-23 Unaudited Actuals
LOCAL AWARDS
REVENUES, AND EXPENDITURES - ALL FUNDS
SCHEDULE FOR CATEGORICALS SUBJECT TO RESTRICTED ENDING
BALANCES

Description	001	002	003	
LOCAL PROGRAM NAME	Restricted Maintenance Account (RMA)	Student Activity Funds	Local-FB	TOTAL
RESOURCE CODE	8150	8210	9010	
REVENUE OBJECT	8980	8699	8699	
LOCAL DESCRIPTION (if any)			Various Progs/Sites	
AWARD				
1. Prior Year Restricted				
Ending Balance		746,271.72	38,276,160.15	39,022,431.87
2. a. Current Year Award		881,801.24	79,757,458.04	80,639,259.28
b. Other Adjustments			8,124.91	8,124.91
c. Adj Curr Yr Award (sum lines 2a & 2b)	0.00	881,801.24	79,765,582.95	80,647,384.19
3. Required Matching Funds/Other	22,217,092.79		(18,727,754.54)	3,489,338.25
4. Total Available Award (sum lines 1, 2c, & 3)	22,217,092.79	1,628,072.96	99,313,988.56	123,159,154.31
REVENUES				
5. Cash Received in Current Year		810,480.52	78,068,365.02	78,878,845.54
6. Amounts Included in Line 5 for Prior Year Adjustments				0.00
7. a. Accounts Receivable (line 2c minus lines 5 & 6)	0.00	71,320.72	1,697,217.93	1,768,538.65
b. Noncurrent Accounts Receivable				0.00
c. Current Accounts Receivable (line 7a minus line 7b)	0.00	71,320.72	1,697,217.93	1,768,538.65
8. Contributed Matching Funds			(18,727,754.54)	(18,727,754.54)
9. Total Available (sum lines 5, 7c, & 8)	0.00	881,801.24	61,037,828.41	61,919,629.65
EXPENDITURES				
10. Donor-Authorized Expenditures	22,217,092.79	801,922.27	58,513,258.89	81,532,273.95
11. Non Donor-Authorized Expenditures				0.00

2022-23 Unaudited Actuals
LOCAL AWARDS
REVENUES, AND EXPENDITURES - ALL FUNDS
SCHEDULE FOR CATEGORICALS SUBJECT TO RESTRICTED ENDING
BALANCES

Description	001	002	003	
12. Total Expenditures (line 10 plus line 11)	22,217,092.79	801,922.27	58,513,258.89	81,532,273.95
RESTRICTED ENDING BALANCE				
13. Current Year (line 4 minus line 10)	0.00	826,150.69	40,800,729.67	41,626,880.36

FORM CEA
CURRENT EXPENSE
FORMULA/MINIMUM
CLASSROOM
COMPENSATION

Unaudited Actuals
2022-23 Estimated Actuals
GENERAL FUND
Current Expense Formula/Minimum Classroom
Compensation

PART I - CURRENT EXPENSE FORMULA	Total Expense for Year (1)	EDP No.	Reductions (See Note 1) (2)	EDP No.	Current Expense of Education (Col 1 - Col 2) (3)	EDP No.	Reductions (Extracted) (See Note 2) (4a)	Reductions (Overrides)* (See Note 2) (4b)	EDP No.	Current Expense- Part II (Col 3 - Col 4) (5)	EDP No.
1000 - Certificated Salaries	257,039,184.29	301	0.00	303	257,039,184.29	305	3,762,261.14	23,803,786.49	307	233,235,397.80	309
2000 - Classified Salaries	116,219,322.60	311	2,285,476.21	313	113,933,846.39	315	689,439.04	19,571,671.81	317	94,362,174.58	319
3000 - Employee Benefits	191,841,192.11	321	614,082.32	323	191,227,109.79	325	1,887,590.73	14,380,735.91	327	176,846,373.88	329
4000 - Books, Supplies Equip Replace. (6500)	26,219,946.15	331	121,029.76	333	26,098,916.39	335	3,735,757.48	8,200,703.68	337	17,898,212.71	339
5000 - Services . . . & 7300 - Indirect Costs	142,176,034.33	341	334,500.53	343	141,841,533.80	345	51,182,083.36	92,729,938.87	347	49,111,594.93	349
TOTAL					730,140,590.66	365	TOTAL		571,453,753.90	369	

Note 1 - In Column 2, report expenditures for the following programs: Nonagency (Goals 7100-7199), Community Services (Goal 8100), Food Services (Function 3700), Fringe Benefits for Retired Persons (Objects 3701-3702), and Facilities Acquisition & Construction (Function 8500).

Note 2 - In Column 4, report expenditures for: Transportation (Function 3600), Lottery Expenditures (Resource 1100), Special Education Students in Nonpublic Schools (Function 1180), and other federal or state categorical aid in which funds were granted for expenditures in a program not incurring any teacher salary expenditures or requiring disbursement of the funds without regard to the requirements of EC Section 41372.

* If an amount (even zero) is entered in any row of Column 4b or in Line 13b, the form uses only the values in Column 4b and Line 13b rather than the values in Column 4a and Line 13a.

PART II: MINIMUM CLASSROOM COMPENSATION (Instruction, Functions 1000-1999)	Object		EDP No.
1. Teacher Salaries as Per EC 41011.	1100	209,955,970.18	375
2. Salaries of Instructional Aides Per EC 41011.	2100	19,261,432.79	380
3. STRS.	3101 & 3102	50,320,856.64	382
4. PERS.	3201 & 3202	7,116,647.52	383
5. OASDI - Regular, Medicare and Alternative.	3301 & 3302	5,609,665.27	384
6. Health & Welfare Benefits (EC 41372) (Include Health, Dental, Vision, Pharmaceutical, and Annuity Plans).	3401 & 3402	43,029,364.51	385
7. Unemployment Insurance.	3501 & 3502	1,682,318.93	390
8. Workers' Compensation Insurance.	3601 & 3602	8,264,391.97	392
9. OPEB, Active Employees (EC 41372).	3751 & 3752	0.00	
10. Other Benefits (EC 22310).	3901 & 3902	745,433.42	393

Unaudited Actuals
2022-23 Estimated Actuals
GENERAL FUND
Current Expense Formula/Minimum Classroom
Compensation

11. SUBTOTAL Salaries and Benefits (Sum Lines 1 - 10)	345,986,081.23	395
12. Less: Teacher and Instructional Aide Salaries and Benefits deducted in Column 2.	0.00	
13a. Less: Teacher and Instructional Aide Salaries and Benefits (other than Lottery) deducted in Column 4a (Extracted).	291,697.42	396
b. Less: Teacher and Instructional Aide Salaries and Benefits (other than Lottery) deducted in Column 4b (Overrides)*.	10,488,207.62	396
14. TOTAL SALARIES AND BENEFITS.	335,497,873.61	397
15. Percent of Current Cost of Education Expended for Classroom Compensation (EDP 397 divided by EDP 369) Line 15 must equal or exceed 60% for elementary, 55% for unified and 50% for high school districts to avoid penalty under provisions of EC 41372.	58.71%	
16. District is exempt from EC 41372 because it meets the provisions of EC 41374. (If exempt, enter 'X')		

PART III: DEFICIENCY AMOUNT

A deficiency amount (Line 5) is only applicable to districts not meeting the minimum classroom compensation percentage required under EC 41372 and not exempt under the provisions of EC 41374.

1. Minimum percentage required (60% elementary, 55% unified, 50% high)	55.00%	
2. Percentage spent by this district (Part II, Line 15)	58.71%	
3. Percentage below the minimum (Part III, Line 1 minus Line 2)	0.00%	
4. District's Current Expense of Education after reductions in columns 4a or 4b (Part I, EDP 369).	571,453,753.90	
5. Deficiency Amount (Part III, Line 3 times Line 4)	0.00	

PART IV: Explanation for adjustments entered in Part I, Column 4b (required)

In Column 4, report expenditures for: Transportation (Function 3600), Lottery Expenditures (Resource 1100), Special Education Students in Nonpublic Schools (Function 1180), and other federal or state categorical aid in which funds were granted for expenditures in a program not incurring any teacher salary expenditures or requiring disbursement of the funds without regard to the requirements of EC Section 41372. Amount listed above in section 4B are the expenses for the Measure Resources 6332,63336334. Amounts for Teachers and Instructional Aides plus associated mandatories were removed.

Reconciliation is available for review at request. K:\2022-2023 Fiscal Year\DeCarlos 2022-23 UA supporting Docs

CASHFLOW SUMMARY

Fund 01 - Actuals through June

Fiscal Year 2022/23

	Object	Beginning Balance	July	August	September	October	November	December	
A. BEGINNING CASH	9110		132,904,240.94	130,556,762.95	109,313,090.80	112,950,804.66	126,328,944.45	217,950,131.21	
B. RECEIPTS									
LCFF Revenue Sources									
Principal Apportionment	8010-8019		23,980,652.00		40,977,877.00	21,629,912.00	21,582,587.00	40,977,876.00	
Property Taxes	8020-8079		719,001.13	6,885,654.86	5,639,426.27		70,531,399.80	662,039.94-	
Miscellaneous Funds	8080-8099			2,462,576.00-	4,925,153.00-	3,330,761.00-	3,283,436.00-	3,283,436.00-	
Federal Revenues	8100-8299		13,397,968.73	2,994,646.72-	1,048,080.00	9,202,537.22	4,272,984.36	5,126,588.59	
Other State Revenues	8300-8599		9,860,340.28	4,734,905.52	10,961,561.00	7,009,625.70	36,463,885.37	31,687,025.62	
Other Local Revenues	8600-8799		1,348,499.42	4,997,632.82	5,041,252.34	1,520,665.98	23,109,693.61	10,693,105.56	
Interfund Transfers In	8910-8929								
All Other Financing Sources	8930-8979		403.93						
Undefined Objects									
TOTAL RECEIPTS		.00	49,306,865.49	11,160,970.48	58,743,043.61	36,031,979.90	152,677,114.14	84,539,119.83	
C. DISBURSEMENTS									
Certificated Salaries	1000-1999		4,547,519.32	20,485,579.44	21,678,840.77	23,901,061.59	21,519,986.45	21,537,127.43	
Classified Salaries	2000-2999		5,634,547.76	7,466,272.03	12,359,948.15	9,605,939.45	9,767,763.38	9,648,810.76	
Employee Benefits	3000-3999		5,443,704.09	13,632,112.29	15,424,737.32	15,616,597.86	15,370,408.41	15,446,609.87	
Books and Supplies	4000-4999		142,862.90	845,284.44	2,823,694.99	1,145,868.64	1,578,157.35	1,231,801.38	
Services	5000-5999		865,931.69	4,746,840.09	7,553,323.73	4,681,131.79	13,541,776.10	10,781,449.86	
Capital Outlay	6000-6599			22,305.86	142,353.79	195,483.85	43,940.20	77,466.36	
Other Outgo	7000-7499		3,202,122.54	2,065,651.88-	351,188.64	555,392.17	555,708.97	580,222.29	
Interfund Transfers Out	7600-7629								
All Other Financing Uses	7630-7699								
Undefined Objects									
TOTAL DISBURSEMENTS		.00	19,836,688.30	45,132,742.27	60,334,087.39	55,701,475.35	62,377,740.86	59,303,487.95	
D. BALANCE SHEET ITEMS									
<u>Assets and Deferred Outflows</u>									
Cash Not In Treasury	9111-9199	5,418,253.41-	1,464,513.65	10,284.36	2,888.07	2,315.68	2,553.82	9,013.82-	
Accounts Receivable	9200-9299	77,078,063.16-	11,017,756.66	19,477,043.02	5,986,131.82	27,418,127.09	1,315,876.46	4,697,976.23	
Due From Other Funds	9310	2,863,637.84-	1,116,197.20	1,744,711.17	2,729.47			45,714.18-	
Stores	9320								
Prepaid Expenditures	9330								
Other Current Assets	9340	1,620.00-							
Deferred Outflows of Resrcs	9490								
Undefined Objects									
SUBTOTAL ASSETS		85,361,574.41-	13,598,467.51	21,232,038.55	5,991,749.36	27,420,442.77	1,318,430.28	4,643,248.23	
(continued)									

Selection Grouped by Org, Fund, Filtered by (Org = 30, Actuals Thru Period = 12, Fund = 010, Use SACS? = Y, Restricted? = Y, Cash JE Only? = N, Separate? = Y)

ESCAPE ONLINE

Fund 01 - Actuals through June									Fiscal Year 2022/23
	Object	Beginning Balance	July	August	September	October	November	December	
Liabilities and Deferred Inflows									
Accounts Payable	9500-9599	36,584,153.85	37,989,232.57-	5,383,848.21	537,883.26-	8,845.47	3,383.20	1,500.00	
Due To Other Funds	9610	3,590,123.59	601,150.11-	2,988,865.02-	108.46-				
Current Loans	9640								
Unearned Revenues	9650	17,949,662.11	6,825,740.01-	10,898,922.10-	225,000.00-	5,618,347.00			
Deferred Inflows of Resrcs	9690								
Undefined Objects									
SUBTOTAL LIABILITIES		58,123,939.55	45,416,122.69-	8,503,938.91-	762,991.72-	5,627,192.47	3,383.20	1,500.00	
Nonoperating									
Suspense Clearing	9910								
TOTAL BALANCE SHEET ITEMS		27,237,634.86-	31,817,655.18-	12,728,099.64	5,228,757.64	33,047,635.24	1,321,813.48	4,644,748.23	
E. NET INCREASE/DECREASE									
B - C + D			2,347,477.99-	21,243,672.15-	3,637,713.86	13,378,139.79	91,621,186.76	29,880,380.11	
F. ENDING CASH (A + E)			130,556,762.95	109,313,090.80	112,950,804.66	126,328,944.45	217,950,131.21	247,830,511.32	
G. Ending Cash, Plus Cash Accruals and Adjustments									

Fund 01 - Actuals through June								Fiscal Year 2022/23	
	Object	January	February	March	April	May	June	Total	Budget
A. BEGINNING CASH	9110	247,830,511.32	237,167,060.43	226,301,534.53	315,891,520.05	284,359,441.46	298,899,861.54		
B. RECEIPTS									
LCFF Revenue Sources									
Principal Apportionment	8010-8019	21,606,287.00	21,922,079.00	25,427,035.00	25,047,068.00	21,922,079.00	33,837,322.00	298,910,774.00	314,793,959.00
Property Taxes	8020-8079	1,568,243.46	7,167,370.29	91,563,533.08	24,122,464.40-	24,700,951.73	19,419,643.16	203,410,719.44	185,012,979.00
Miscellaneous Funds	8080-8099	1,882,495.00-	3,307,136.00-	6,650,976.00-	3,325,490.00-	1,395,518.00-	4,292,201.00-	38,139,178.00-	38,995,856.00-
Federal Revenues	8100-8299	9,165,320.18	7,433,890.72	10,503,060.83	20,908,304.96	1,299,463.42	39,101,615.21	118,465,167.50	151,716,283.22
Other State Revenues	8300-8599	12,366,540.38	12,266,451.47	9,848,555.39	25,511,707.07	10,795,015.69	39,238,713.10	210,744,326.59	222,419,736.15
Other Local Revenues	8600-8799	2,206,663.84	792,539.24	21,847,069.63	720,358.71	15,795,883.04	5,395.67	88,078,759.86	87,064,939.63
Interfund Transfers In	8910-8929								
All Other Financing Sources	8930-8979							403.93	15,000.00
Undefined Objects									42,139.00
TOTAL RECEIPTS		45,030,559.86	46,275,194.72	152,538,277.93	44,739,484.34	73,117,874.88	127,310,488.14	881,470,973.32	922,069,180.00
C. DISBURSEMENTS									
Certificated Salaries	1000-1999	21,654,500.80	22,073,164.31	22,007,151.11	21,395,639.00	16,563,737.90	39,674,876.17	257,039,184.29	258,962,406.03
Classified Salaries	2000-2999	10,047,760.98	9,925,999.13	9,953,397.37	9,682,735.71	9,682,411.77	12,443,736.11	116,219,322.60	119,797,542.68
Employee Benefits	3000-3999	15,440,700.14	15,580,217.69	15,437,934.60	15,351,984.35	14,064,344.97	35,031,840.52	191,841,192.11	201,528,295.16
Books and Supplies	4000-4999	1,150,898.01	1,165,080.29	3,717,625.86	1,847,987.22	2,451,131.81	8,119,553.26	26,219,946.15	73,209,877.74
Services	5000-5999	10,233,194.93	9,289,961.81	19,274,766.74	12,715,668.26	12,013,661.79	37,357,339.25	143,055,046.04	196,009,195.42
Capital Outlay	6000-6599	237,708.42	124,930.85	258,549.63	43,889.73	226,074.75	1,148,491.63	2,521,195.07	8,211,809.73
Other Outgo	7000-7499	560,254.17	120,107.20	13,622.51-	56,315.00	4,638.44-	7,151,059.46	11,048,457.61	13,454,174.29
Interfund Transfers Out	7600-7629			2,900,000.00	3,000,000.00			5,900,000.00	5,900,000.00
All Other Financing Uses	7630-7699								
Undefined Objects									
TOTAL DISBURSEMENTS		59,325,017.45	58,279,461.28	73,535,802.80	64,094,219.27	54,996,724.55	140,926,896.40	753,844,343.87	877,073,301.05
D. BALANCE SHEET ITEMS									
<u>Assets and Deferred Outflows</u>									
Cash Not In Treasury	9111-9199	4,638,961.00	245,597.06	238,191.93-	2,138.93	3,629,798.51-	2,075,182.83	4,567,431.14	
Accounts Receivable	9200-9299	1,180,806.17-	1,153,136.69	11,075,004.67	11,478,553.00-	308,524.02	44,615,468.67-	25,174,748.82	
Due From Other Funds	9310	8,528.77		36,021.68	1,163.73		130,974.62-	2,732,663.22	
Stores	9320								
Prepaid Expenditures	9330			27,000.00-			366,394.99-	393,394.99-	
Other Current Assets	9340						69,700.72-	69,700.72-	
Deferred Outflows of Resrcs	9490								
Undefined Objects									
SUBTOTAL ASSETS		3,466,683.60	1,398,733.75	10,845,834.42	11,475,250.34-	3,321,274.49-	43,107,356.17-	32,011,747.47	
(continued)									

Selection Grouped by Org, Fund, Filtered by (Org = 30, Actuals Thru Period = 12, Fund = 010, Use SACS? = Y, Restricted? = Y, Cash JE Only? = N, Separate? = Y)

Fund 01 - Actuals through June								Fiscal Year 2022/23	
	Object	January	February	March	April	May	June	Total	Budget
Liabilities and Deferred Inflows									
Accounts Payable	9500-9599	31,672.78-	259,993.09-	258,324.03-	2,781,770.32-	259,455.76-	73,032,062.43	36,311,307.50	
Due To Other Funds	9610						2,031,789.92	1,558,333.67-	
Current Loans	9640								
Unearned Revenues	9650	4,834,956.88			2,079,677.00		10,473,691.69	5,057,010.46	
Deferred Inflows of Resrcs	9690								
Undefined Objects		4,638,961.00-						4,638,961.00-	
SUBTOTAL LIABILITIES		164,323.10	259,993.09-	258,324.03-	702,093.32-	259,455.76-	85,537,544.04	35,171,023.29	
Nonoperating									
Suspense Clearing	9910								
TOTAL BALANCE SHEET ITEMS		3,631,006.70	1,138,740.66	10,587,510.39	12,177,343.66-	3,580,730.25-	42,430,187.87	67,182,770.76	
E. NET INCREASE/DECREASE									
B - C + D		10,663,450.89-	10,865,525.90-	89,589,985.52	31,532,078.59-	14,540,420.08	28,813,779.61	194,809,400.21	44,995,878.95
F. ENDING CASH (A + E)		237,167,060.43	226,301,534.53	315,891,520.05	284,359,441.46	298,899,861.54	327,713,641.15		
G. Ending Cash, Plus Cash Accruals and Adjustments									

**FORM DEBT
SCHEDULE OF
LONG-TERM
LIABILITIES**

Unaudited Actuals
2022-23 Estimated Actuals
Schedule of Long-Term Liabilities

Description	Unaudited Balance July 1	Audit Adjustments/ Restatements	Audited Balance July 1	Increases	Decreases	Ending Balance June 30	Amounts Due Within One Year
Governmental Activities:							
General Obligation Bonds Payable	1,024,197,324.00	(17,879,259.00)	1,006,318,065.00	305,060,000.00	173,990,000.00	1,137,388,065.00	62,145,000.00
State School Building Loans Payable			0.00			0.00	
Certificates of Participation Payable			0.00			0.00	
Leases Payable			0.00			0.00	
Lease Revenue Bonds Payable			0.00			0.00	
Other General Long-Term Debt	52,149,926.00		52,149,926.00	27,857,892.00	23,553,252.00	56,454,566.00	14,702,768.00
Net Pension Liability	554,211,298.00		554,211,298.00			554,211,298.00	
Total/Net OPEB Liability			0.00			0.00	
Compensated Absences Payable	6,725,418.00		6,725,418.00		1,060,291.90	5,665,126.10	3,553,389.00
Subscription Liability			0.00			0.00	
Governmental activities long-term liabilities	1,637,283,966.00	(17,879,259.00)	1,619,404,707.00	332,917,892.00	198,603,543.90	1,753,719,055.10	80,401,157.00
Business-Type Activities:							
General Obligation Bonds Payable			0.00			0.00	
State School Building Loans Payable			0.00			0.00	
Certificates of Participation Payable			0.00			0.00	
Leases Payable			0.00			0.00	
Lease Revenue Bonds Payable			0.00			0.00	
Other General Long-Term Debt			0.00			0.00	
Net Pension Liability			0.00			0.00	
Total/Net OPEB Liability			0.00			0.00	
Compensated Absences Payable			0.00			0.00	
Subscription Liability			0.00			0.00	
Business-type activities long-term liabilities	0.00	0.00	0.00	0.00	0.00	0.00	0.00

FORM ESMOE

EVERY STUDENT

SUCCEEDS ACT

MAINTENANCE

OF EFFORT

EXPENDITURES

Section I - Expenditures	Funds 01, 09, and 62			2022-23 Expenditures
	Goals	Functions	Objects	
A. Total state, federal, and local expenditures (all resources)	All	All	1000-7999	753,844,343.87
B. Less all federal expenditures not allowed for MOE (Resources 3000-5999, except 3385)	All	All	1000-7999	118,259,756.50
C. Less state and local expenditures not allowed for MOE: (All resources, except federal as identified in Line B)				
1. Community Services	All	5000-5999	1000-7999	404,192.58
2. Capital Outlay	All except 7100-7199	All except 5000-5999	6000-6999 except 6600, 6910	2,215,573.53
3. Debt Service	All	9100	5400-5450, 5800, 7430-7439	5,969,544.19
4. Other Transfers Out	All	9200	7200-7299	5,899,663.13
5. Interfund Transfers Out	All	9300	7600-7629	5,900,000.00
6. All Other Financing Uses	All	9100	7699	0.00
		9200	7651	
7. Nonagency	7100-7199	All except 5000-5999, 9000-9999	1000-7999	1,941,467.11
8. Tuition (Revenue, in lieu of expenditures, to approximate costs of services for which tuition is received)	All	All	8710	0.00

9. Supplemental expenditures made as a result of a Presidentially declared disaster	Manually entered. Must not include expenditures in lines B, C1-C8, D1, or D2.			0.00
10. Total state and local expenditures not allowed for MOE calculation (Sum lines C1 through C9)				22,330,440.54
D. Plus additional MOE expenditures:				1000-7143, 7300-7439
1. Expenditures to cover deficits for food services (Funds 13 and 61) (If negative, then zero)	All	All	minus 8000-8699	0.00
2. Expenditures to cover deficits for student body activities	Manually entered. Must not include expenditures in lines A or D1.			0.00
E. Total expenditures subject to MOE (Line A minus lines B and C10, plus lines D1 and D2)				613,254,146.83
Section II - Expenditures Per ADA				2022-23 Annual ADA/Exps. Per ADA
A. Average Daily Attendance (Form A, Annual ADA column, sum of lines A6 and C9)				29,922.43
B. Expenditures per ADA (Line I.E divided by Line II.A)				20,494.80

Section III - MOE Calculation (For data collection only. Final determination will be done by CDE)	Total	Per ADA
A. Base expenditures (Preloaded expenditures from prior year official CDE MOE calculation). (Note: If the prior year MOE was not met, CDE has adjusted the prior year base to 90 percent of the preceding prior year amount rather than the actual prior year expenditure amount.)	561,850,721.16	19,184.69
1. Adjustment to base expenditure and expenditure per ADA amounts for LEAs failing prior year MOE calculation (From Section IV)	0.00	0.00
2. Total adjusted base expenditure amounts (Line A plus Line A.1)	561,850,721.16	19,184.69
B. Required effort (Line A.2 times 90%)	505,665,649.04	17,266.22
C. Current year expenditures (Line I.E and Line II.B)	613,254,146.83	20,494.80
D. MOE deficiency amount, if any (Line B minus Line C) (If negative, then zero)	0.00	0.00

<p>E. MOE determination (If one or both of the amounts in line D are zero, the MOE requirement is met; if both amounts are positive, the MOE requirement is not met. If either column in Line A.2 or Line C equals zero, the MOE calculation is incomplete.)</p>	MOE Met	
<p>F. MOE deficiency percentage, if MOE not met; otherwise, zero (Line D divided by Line B) (Funding under ESSA covered programs in FY 2024-25 may be reduced by the lower of the two percentages)</p>	0.00%	0.00%

**SECTION IV -
Detail of
Adjustments
to Base
Expenditures
(used in
Section III,
Line A.1)**

Description of Adjustments	Total Expenditures	Expenditures Per ADA
<p>Total adjustments to base expenditures</p>	0.00	0.00

**GANN LIMITS
ADOPTION
BOARD
SUBMISSION**

Board Office Use: Legislative File Info.	
File ID Number	23-2019
Introduction Date	9/13/2023
Enactment Number	
Enactment Date	



Board Cover Memorandum

To Board of Education

From Kyla Johnson Trammell, Superintendent
Lisa Grant-Dawson, Chief Business Officer
DeCarlos Kaigler, Chief Financial Officer
Ryan Nguyen, Controller

Board Meeting Date September 13, 2023

Subject Adopting 2022-2023 Gann Limit Calculations and 2023-2024 Estimated Gann Limit

Ask of the Board Approval by the Board of Education of Resolution No. 2324-0133 for adopting the 2022-2023 Gann Limit Calculations and 2023-2024 Estimated Gann Limit in accordance with the provisions of Article XIII-B and applicable statutory law.

Background In November 1979, California adopted Proposition 4, known as the Gann Amendment, adding Article XIII-B to the California Constitution limiting government spending by population growth and inflation. This Article established maximum appropriation limitations, called Gann Limits, for school districts.

Statutory provisions do not require school districts to reduce spending to meet Gann Limits. However, Article XIII-B requires school districts to annually calculate both their Gann appropriations limit and their revenues subject to this limit for 2022-2023 and the 2023-2024 fiscal years.

Discussion No budget adjustments are required for either the current or prior year limit. On or before September 15th of each year, Education Code 42132 requires school districts to adopt a resolution identifying the actual appropriations limit for the prior year and the estimated limit for the forthcoming year. This resolution shall include the report used to calculate the limit and identify if an increase to the limit is required.

The Gann Limit calculation is a coinciding calculation and supplemental report included in the Unaudited Actuals Financial Report (Form GANN). The 2023-2024 estimated Gann Limit is based on the 2022-2023 limit increased for inflation and the projected change in the 2023-2024 average daily attendance (ADA). Senate Bill 98 and Assembly Bill 198 passed by the respective houses of the State Legislature in 1989 amended the statutes, which determine how school districts calculate their Appropriations Limit. The District is reporting an increase in its Gann Limit appropriation as reflected in Section D, line 11, of the Form GANN report. This calculation

indicates that the 2022-2023 Gann Limit for Oakland Unified School District is \$419,424,839.78 and is estimated to be \$439,887,101.34 for 2023-2024 fiscal year. Upon adoption of the resolution, this report will be submitted to the Alameda County Office of Education as a component of the District's 2022-2023 Unaudited Actuals Report.

Recommendation

Approval by the Board of Education of Resolution No. 2324-0133X for adopting the 2022-2023 actual Gann Limit Calculations and 2023-2024 Estimated Gann Limit in accordance with the provisions of Article XIII-B and applicable statutory law.

Attachments(s)

- Resolution No. 2324-0133
- Form GANN – Appropriations Limit Calculations

**RESOLUTION OF THE
THE BOARD OF EDUCATION OF THE
OAKLAND UNIFIED SCHOOL DISTRICT**

**RESOLUTION NO. 2324-0133
GANN LIMIT - FISCAL YEARS 2022-2023 AND ESTIMATED 2023-2024**

WHEREAS, in November of 1979, the California electorate did adopt Proposition 4, commonly called the Gann Amendment, which added Article XIII-B to the California Constitution; and,

WHEREAS, the provisions of that Article established maximum appropriation limitations, commonly called “Gann Limits,” for public agencies, including school districts; and,

WHEREAS, the District must establish a Gann Limit for the 2022-2023 and 2023-2024 fiscal years in accordance with the provisions of Article XIII-B and applicable statutory law;

NOW, THEREFORE, BE IT RESOLVED that this Board does provide public notice that the attached calculations and documentation of the Gann Limits for 2022-2023 and 2023-2024 fiscal years are made in accord with applicable constitutional and statutory law;

AND BE IT FURTHER RESOLVED that this Board does hereby declare that the appropriations in the Budget for the 2022-2023 and 2023-2024 fiscal years do not exceed the limitations imposed by Proposition 4;

AND BE IT FURTHER RESOLVED that the Superintendent provides copies of this resolution along with the appropriate attachments to interested citizens of this district.

Passed by the following vote:

PREFERENTIAL AYE:

PREFERENTIAL NOE:

PREFERENTIAL ABSTENTION:

PREFERENTIAL RECUSE:

AYES:

NOES:

ABSTAINED:

RECUSE:

ABSENT:

CERTIFICATION

We hereby certify that the foregoing is a full, true and correct copy of a Resolution passed at a Regular Meeting of the Board of Education of the Oakland Unified School District held on the 13th Day of September 2023.

OAKLAND UNIFIED SCHOOL DISTRICT

Mike Hutchinson
President, Board of Education

Kyla Johnson-Trammell
Superintendent and Secretary, Board of Education

Legislative File	
File ID Number:	23-2019
Introduction Date:	9/13/2023
Enactment Number:	
Enactment Date:	
By:	

	2022-23 Calculations			2023-24 Calculations		
	Extracted Data	Adjustments*	Entered Data/Totals	Extracted Data	Adjustments*	Entered Data/Totals
A. PRIOR YEAR DATA	2021-22 Actual			2022-23 Actual		
2021-22 Actual Appropriations Limit and Gann ADA are from district's prior year Gann data reported to the CDE)						
1. FINAL PRIOR YEAR APPROPRIATIONS LIMIT (Preload/Line D11, PY column)	382,897,648.53		382,897,648.53			419,424,839.78
2. PRIOR YEAR GANN ADA (Preload/Line B3, PY column)	29,378.65		29,378.65			29,922.43
ADJUSTMENTS TO PRIOR YEAR LIMIT	Adjustments to 2021-22			Adjustments to 2022-23		
3. District Lapses, Reorganizations and Other Transfers						
4. Temporary Voter Approved Increases						
5. Less: Lapses of Voter Approved Increases						
6. TOTAL ADJUSTMENTS TO PRIOR YEAR LIMIT (Lines A3 plus A4 minus A5)			0.00			0.00
7. ADJUSTMENTS TO PRIOR YEAR ADA (Only for district lapses, reorganizations and other transfers, and only if adjustments to the appropriations limit are entered in Line A3 above)						
B. CURRENT YEAR GANN ADA	2022-23 P2 Report			2023-24 P2 Estimate		
2022-23 data should tie to Principal Apportionment Data Collection attendance reports and include ADA for charter schools reporting with the district)						
1. Total K-12 ADA (Form A, Line A6)	29,922.43		29,922.43	30,047.01		30,047.01
2. Total Charter Schools ADA (Form A, Line C9)	0.00		0.00	0.00		0.00
3. TOTAL CURRENT YEAR P2 ADA (Line B1 plus B2)			29,922.43			30,047.01
C. CURRENT YEAR LOCAL PROCEEDS OF TAXES/STATE AID RECEIVED	2022-23 Actual			2023-24 Budget		
TAXES AND SUBVENTIONS (Funds 01, 09, and 62)						
1. Homeowners' Exemption (Object 8021)	687,247.77		687,247.77	674,324.00		674,324.00
2. Timber Yield Tax (Object 8022)	0.00		0.00	0.00		0.00
3. Other Subventions/In-Lieu Taxes (Object 8029)	2,289,217.09		2,289,217.09	2,285,501.00		2,285,501.00
4. Secured Roll Taxes (Object 8041)	90,954,409.93		90,954,409.93	88,975,361.00		88,975,361.00
5. Unsecured Roll Taxes (Object 8042)	6,750,438.73		6,750,438.73	9,549,840.00		9,549,840.00
6. Prior Years' Taxes (Object 8043)	(640,644.11)		(640,644.11)	(206,222.00)		(206,222.00)
7. Supplemental Taxes (Object 8044)	4,192,312.36		4,192,312.36	2,465,763.00		2,465,763.00
8. Ed. Rev. Augmentation Fund (ERAF) (Object 8045)	49,617,073.11		49,617,073.11	50,086,639.00		50,086,639.00

	2022-23 Calculations			2023-24 Calculations		
	Extracted Data	Adjustments*	Entered Data/ Totals	Extracted Data	Adjustments*	Entered Data/ Totals
9. Penalties and Int. from Delinquent Taxes (Object 8048)	0.00		0.00	0.00		0.00
10. Other In-Lieu Taxes (Object 8082)	0.00		0.00	0.00		0.00
11. Comm. Redevelopment Funds (objects 8047 & 8625)	69,039,312.13		69,039,312.13	46,981,773.00		46,981,773.00
12. Parcel Taxes (Object 8621)	44,251,410.31		44,251,410.31	44,800,582.00		44,800,582.00
13. Other Non-Ad Valorem Taxes (Object 8622) (Taxes only)	0.00		0.00	0.00		0.00
14. Penalties and Int. from Delinquent Non-LCFF Taxes (Object 8629) (Only those for the above taxes)	0.00		0.00	0.00		0.00
15. Transfers to Charter Schools in Lieu of Property Taxes (Object 8096)						
16. TOTAL TAXES AND SUBVENTIONS (Lines C1 through C15)	267,140,777.32	0.00	267,140,777.32	245,613,561.00	0.00	245,613,561.00
OTHER LOCAL REVENUES (Funds 01, 09, and 62)						
17. To General Fund from Bond Interest and Redemption Fund (Excess debt service taxes) (Object 8914)	0.00		0.00	0.00		0.00
18. TOTAL LOCAL PROCEEDS OF TAXES (Lines C16 plus C17)	267,140,777.32	0.00	267,140,777.32	245,613,561.00	0.00	245,613,561.00
EXCLUDED APPROPRIATIONS						
19a. Medicare (Enter federally mandated amounts only from objs. 3301 & 3302; do not include negotiated amounts)			8,227,210.00			9,915,369.00
19b. Qualified Capital Outlay Projects						
19c. Routine Restricted Maintenance Account (Fund 01, Resource 8150, Objects 8900-8999)	22,217,092.79		22,217,092.79	22,194,028.00		22,194,028.00
OTHER EXCLUSIONS						
20. Americans with Disabilities Act						
21. Unreimbursed Court Mandated Desegregation Costs						
22. Other Unfunded Court-ordered or Federal Mandates						
23. TOTAL EXCLUSIONS (Lines C19 through C22)	22,217,092.79	0.00	30,444,302.79	22,194,028.00	0.00	32,109,397.00
STATE AID RECEIVED (Funds 01, 09, and 62)						
24. LCFF - CY (objects 8011 and 8012)	298,094,128.00		298,094,128.00	343,341,300.00		343,341,300.00
25. LCFF/Revenue Limit State Aid - Prior Years (Object 8019)	816,646.00		816,646.00	0.00		0.00
26. TOTAL STATE AID RECEIVED (Lines C24 plus C25)	298,910,774.00	0.00	298,910,774.00	343,341,300.00	0.00	343,341,300.00
DATA FOR INTEREST CALCULATION						
27. Total Revenues (Funds 01, 09 & 62; objects 8000-8799)	881,470,569.39		881,470,569.39	808,983,416.00		808,983,416.00
28. Total Interest and Return on Investments (Funds 01, 09, and 62; objects 8660 and 8662)	(532,830.97)		(532,830.97)	2,000,100.00		2,000,100.00

	2022-23 Calculations			2023-24 Calculations		
	Extracted Data	Adjustments*	Entered Data/ Totals	Extracted Data	Adjustments*	Entered Data/ Totals
D. APPROPRIATIONS LIMIT CALCULATIONS	2022-23 Actual			2023-24 Budget		
PRELIMINARY APPROPRIATIONS LIMIT						
1. Revised Prior Year Program Limit (Lines A1 plus A6)			382,897,648.53			419,424,839.78
2. Inflation Adjustment			1.0755			1.0444
3. Program Population Adjustment (Lines B3 divided by [A2 plus A7]) (Round to four decimal places)			1.0185			1.0042
4. PRELIMINARY APPROPRIATIONS LIMIT (Lines D1 times D2 times D3)			419,424,839.78			439,887,101.34
APPROPRIATIONS SUBJECT TO THE LIMIT						
5. Local Revenues Excluding Interest (Line C18)			267,140,777.32			245,613,561.00
6. Preliminary State Aid Calculation						
a. Minimum State Aid in Local Limit (Greater of \$120 times Line B3 or \$2,400; but not greater than Line C26 or less than zero)			3,590,691.60			3,605,641.20
b. Maximum State Aid in Local Limit (Lesser of Line C26 or Lines D4 minus D5 plus C23; but not less than zero)			182,728,365.25			226,382,937.34
c. Preliminary State Aid in Local Limit (Greater of Lines D6a or D6b)			182,728,365.25			226,382,937.34
7. Local Revenues in Proceeds of Taxes						
a. Interest Counting in Local Limit (Line C28 divided by [Lines C27 minus C28] times [Lines D5 plus D6c])			(532,830.97)			1,169,838.56
b. Total Local Proceeds of Taxes (Lines D5 plus D7a)			266,607,946.35			246,783,399.56
8. State Aid in Proceeds of Taxes (Greater of Line D6a, or Lines D4 minus D7b plus C23; but not greater than Line C26 or less than zero)			183,261,196.22			225,213,098.78
9. Total Appropriations Subject to the Limit						
a. Local Revenues (Line D7b)			266,607,946.35			
b. State Subventions (Line D8)			183,261,196.22			
c. Less: Excluded Appropriations (Line C23)			30,444,302.79			
d. TOTAL APPROPRIATIONS SUBJECT TO THE LIMIT (Lines D9a plus D9b minus D9c)			419,424,839.78			
10. Adjustments to the Limit Per Government Code Section 7902.1 (Line D9d minus D4)			0.00			
SUMMARY						
11. Adjusted Appropriations Limit (Lines D4 plus D10)			419,424,839.78			439,887,101.34
12. Appropriations Subject to the Limit (Line D9d)			419,424,839.78			

FORM ICR
INDIRECT COST
RATE WORKSHEET

Part I - General Administrative Share of Plant Services Costs

California's indirect cost plan allows that the general administrative costs in the indirect cost pool may include that portion of plant services costs (maintenance and operations costs and facilities rents and leases costs) attributable to the general administrative offices. The calculation of the plant services costs attributed to general administration and included in the pool is standardized and automated using the percentage of salaries and benefits relating to general administration as proxy for the percentage of square footage occupied by general administration.

A. Salaries and Benefits - Other General Administration and Centralized Data Processing

- 1. Salaries and benefits paid through payroll (Funds 01, 09, and 62, objects 1000-3999 except 3701-3702)
(Functions 7200-7700, goals 0000 and 9000) 18,800,045.72
- 2. Contracted general administrative positions not paid through payroll
 - a. Enter the costs, if any, of general administrative positions performing services ON SITE but paid through a contract, rather than through payroll, in functions 7200-7700, goals 0000 and 9000, Object 5800. _____
 - b. If an amount is entered on Line A2a, provide the title, duties, and approximate FTE of each general administrative position paid through a contract. Retain supporting documentation in case of audit.

B. Salaries and Benefits - All Other Activities

- 1. Salaries and benefits paid through payroll (Funds 01, 09, and 62, objects 1000-3999 except 3701-3702)
(Functions 1000-6999, 7100-7180, & 8100-8400; Functions 7200-7700, all goals except 0000 & 9000) 546,299,653.28

C. Percentage of Plant Services Costs Attributable to General Administration

(Line A1 plus Line A2a, divided by Line B1; zero if negative) (See Part III, Lines A5 and A6) 3.44%

Part II - Adjustments for Employment Separation Costs

When an employee separates from service, the local educational agency (LEA) may incur costs associated with the separation in addition to the employee's regular salary and benefits for the final pay period. These additional costs can be categorized as "normal" or "abnormal or mass" separation costs.

Normal separation costs include items such as pay for accumulated unused leave or routine severance pay authorized by governing board policy. Normal separation costs are not allowable as direct costs to federal programs, but are allowable as indirect costs. State programs may have similar restrictions. Where federal or state program guidelines required that the LEA charge an employee's normal separation costs to an unrestricted resource rather than to the restricted program in which the employee worked, the LEA may identify and enter these costs on Line A for inclusion in the indirect cost pool.

Abnormal or mass separation costs are those costs resulting from actions taken by an LEA to influence employees to terminate their employment earlier than they normally would have. Abnormal or mass separation costs include retirement incentives such as a Golden Handshake or severance packages negotiated to effect termination. Abnormal or mass separation costs may not be charged to federal programs as either direct costs or indirect costs. Where an LEA paid abnormal or mass separation costs on behalf of positions in general administrative functions included in the indirect cost pool, the LEA must identify and enter these costs on Line B for exclusion from the pool.

A. Normal Separation Costs (optional)

Enter any normal separation costs paid on behalf of employees of restricted state or federal programs that were charged to an unrestricted resource (0000-1999) in funds 01, 09, and 62 with functions 1000-6999 or 8100-8400 rather than to the restricted program. These costs will be moved in Part III from base costs to the indirect cost pool. 0.00
Retain supporting documentation.

B. Abnormal or Mass Separation Costs (required)

Enter any abnormal or mass separation costs paid on behalf of general administrative positions charged to unrestricted resources (0000-1999) in funds 01, 09, and 62 with functions 7200-7700. These costs will be moved in Part III from the indirect cost pool to base costs. If none, enter zero. 0.00

Part III - Indirect Cost Rate Calculation (Funds 01, 09, and 62, unless indicated otherwise)

A. Indirect Costs

- 1. Other General Administration, less portion charged to restricted resources or specific goals
(Functions 7200-7600, objects 1000-5999, minus Line B9) 15,755,233.48
- 2. Centralized Data Processing, less portion charged to restricted resources or specific goals
(Function 7700, objects 1000-5999, minus Line B10) 9,060,537.07

3. External Financial Audit - Single Audit (Function 7190, resources 0000-1999, goals 0000 and 9000, objects 5000 - 5999)	0.00
4. Staff Relations and Negotiations (Function 7120, resources 0000-1999, goals 0000 and 9000, objects 1000 - 5999)	488,390.51
5. Plant Maintenance and Operations (portion relating to general administrative offices only) (Functions 8100-8400, objects 1000-5999 except 5100, times Part I, Line C)	2,180,650.69
6. Facilities Rents and Leases (portion relating to general administrative offices only) (Function 8700, resources 0000-1999, objects 1000-5999 except 5100, times Part I, Line C)	577.92
7. Adjustment for Employment Separation Costs	
a. Plus: Normal Separation Costs (Part II, Line A)	0.00
b. Less: Abnormal or Mass Separation Costs (Part II, Line B)	0.00
8. Total Indirect Costs (Lines A1 through A7a, minus Line A7b)	27,485,389.67
9. Carry-Forward Adjustment (Part IV, Line F)	496,669.30
10. Total Adjusted Indirect Costs (Line A8 plus Line A9)	27,982,058.98
B. Base Costs	
1. Instruction (Functions 1000-1999, objects 1000-5999 except 5100)	420,275,746.88
2. Instruction-Related Services (Functions 2000-2999, objects 1000-5999 except 5100)	132,887,356.44
3. Pupil Services (Functions 3000-3999, objects 1000-5999 except 4700 and 5100)	47,901,792.34
4. Ancillary Services (Functions 4000-4999, objects 1000-5999 except 5100)	7,339,146.61
5. Community Services (Functions 5000-5999, objects 1000-5999 except 5100)	404,192.58
6. Enterprise (Function 6000, objects 1000-5999 except 4700 and 5100)	0.00
7. Board and Superintendent (Functions 7100-7180, objects 1000-5999, minus Part III, Line A4)	6,833,299.35
8. External Financial Audit - Single Audit and Other (Functions 7190-7191, objects 5000 - 5999, minus Part III, Line A3)	171,875.00
9. Other General Administration (portion charged to restricted resources or specific goals only) (Functions 7200-7600, resources 2000-9999, objects 1000-5999; Functions 7200-7600, resources 0000-1999, all goals except 0000 and 9000, objects 1000-5999)	5,363,686.38
10. Centralized Data Processing (portion charged to restricted resources or specific goals only) (Function 7700, resources 2000-9999, objects 1000-5999; Function 7700, resources 0000-1999, all goals except 0000 and 9000, objects 1000-5999)	2,816,989.88
11. Plant Maintenance and Operations (all except portion relating to general administrative offices) (Functions 8100-8400, objects 1000-5999 except 5100, minus Part III, Line A5)	61,210,357.83
12. Facilities Rents and Leases (all except portion relating to general administrative offices) (Function 8700, objects 1000-5999 except 5100, minus Part III, Line A6)	16,222.08
13. Adjustment for Employment Separation Costs	
a. Less: Normal Separation Costs (Part II, Line A)	0.00
b. Plus: Abnormal or Mass Separation Costs (Part II, Line B)	0.00
14. Student Activity (Fund 08, functions 4000-5999, objects 1000-5999 except 5100)	0.00
15. Adult Education (Fund 11, functions 1000-6999, 8100-8400, and 8700, objects 1000-5999 except 5100)	3,303,033.96
16. Child Development (Fund 12, functions 1000-6999, 8100-8400 & 8700, objects 1000-5999 except 4700 & 5100)	18,527,924.43
17. Cafeteria (Funds 13 & 61, functions 1000-6999, 8100-8400 & 8700, objects 1000-5999 except 4700 & 5100)	12,275,185.89
18. Foundation (Funds 19 & 57, functions 1000-6999, 8100-8400 & 8700, objects 1000-5999 except 4700 & 5100)	0.00
19. Total Base Costs (Lines B1 through B12 and Lines B13b through B18, minus Line B13a)	719,326,809.65
C. Straight Indirect Cost Percentage Before Carry-Forward Adjustment	
(For information only - not for use when claiming/recovering indirect costs)	
(Line A8 divided by Line B19)	3.82%
D. Preliminary Proposed Indirect Cost Rate	
(For final approved fixed-with-carry-forward rate for use in 2024-25 see www.cde.ca.gov/fg/ac/ic)	
(Line A10 divided by Line B19)	3.89%

Part IV - Carry-forward Adjustment

The carry-forward adjustment is an after-the-fact adjustment for the difference between indirect costs recoverable using the indirect cost rate approved for use in a given year, and the actual indirect costs incurred in that year. The carry-forward adjustment eliminates

the need for LEAs to file amended federal reports when their actual indirect costs vary from the estimated indirect costs on which the approved rate was based.

Where the ratio of indirect costs incurred in the current year is less than the estimated ratio of indirect costs on which the approved rate for use in the current year was based, the carry-forward adjustment is limited by using either the approved rate times current year base costs, or the highest rate actually used to recover costs from any program times current year base costs, if the highest rate used was less than the approved rate. Rates used to recover costs from programs are displayed in Exhibit A.

A. Indirect costs incurred in the current year (Part III, Line A8)	27,485,389.67
B. Carry-forward adjustment from prior year(s)	
1. Carry-forward adjustment from the second prior year	(7,710,761.87)
2. Carry-forward adjustment amount deferred from prior year(s), if any	0.00
C. Carry-forward adjustment for under- or over-recovery in the current year	
1. Under-recovery: Part III, Line A8, plus carry-forward adjustment from prior years, minus (approved indirect cost rate (2.68%) times Part III, Line B19); zero if negative	496,669.30
2. Over-recovery: Part III, Line A8, plus carry-forward adjustment from prior years, minus the lesser of (approved indirect cost rate (2.68%) times Part III, Line B19) or (the highest rate used to recover costs from any program (2.68%) times Part III, Line B19); zero if positive	0.00
D. Preliminary carry-forward adjustment (Line C1 or C2)	496,669.30
E. Optional allocation of negative carry-forward adjustment over more than one year	
Where a negative carry-forward adjustment causes the proposed approved rate to fall below zero or would reduce the rate at which the LEA could recover indirect costs to such an extent that it would cause the LEA significant fiscal harm, the LEA may request that the carry-forward adjustment be allocated over more than one year. Where allocation of a negative carry-forward adjustment over more than one year does not resolve a negative rate, the CDE will work with the LEA on a case-by-case basis to establish an approved rate.	
Option 1. Preliminary proposed approved rate (Part III, Line D) if entire negative carry-forward adjustment is applied to the current year calculation:	not applicable
Option 2. Preliminary proposed approved rate (Part III, Line D) if one-half of negative carry-forward adjustment is applied to the current year calculation and the remainder is deferred to one or more future years:	not applicable
Option 3. Preliminary proposed approved rate (Part III, Line D) if one-third of negative carry-forward adjustment is applied to the current year calculation and the remainder is deferred to one or more future years:	not applicable
LEA request for Option 1, Option 2, or Option 3	1
F. Carry-forward adjustment used in Part III, Line A9 (Line D minus amount deferred if Option 2 or Option 3 is selected)	496,669.30

Approved indirect cost rate: 2.68%
Highest rate used in any program: 2.68%

Fund	Resource	Eligible Expenditures (Objects 1000-5999 except 4700 & 5100)	Indirect Costs Charged (Objects 7310 and 7350)	Rate Used
01	2600	7,677,095.65	205,744.02	2.68%
01	3010	20,055,247.34	537,439.46	2.68%
01	3182	3,730,954.58	97,699.93	2.62%
01	3210	726,969.61	19,482.79	2.68%
01	3211	1,421,449.12	38,094.83	2.68%
01	3212	24,541,366.32	657,708.62	2.68%
01	3213	28,897,652.42	583,283.75	2.02%
01	3215	37,177.99	996.37	2.68%
01	3225	955,468.63	25,360.83	2.65%
01	3226	762,651.49	20,439.06	2.68%
01	3305	1,467,762.95	39,336.05	2.68%
01	3307	259,017.34	6,941.66	2.68%
01	3308	125,764.71	3,370.29	2.68%
01	3309	22,194.00	595.00	2.68%
01	3310	6,921,671.66	185,500.34	2.68%
01	3311	349,261.78	9,360.22	2.68%
01	3312	1,931,974.86	31,834.10	1.65%
01	3315	198,347.29	5,315.71	2.68%
01	3318	70,377.00	1,886.00	2.68%
01	3327	401,897.16	10,770.84	2.68%
01	3345	1,731.59	46.41	2.68%
01	3385	200,049.67	5,361.33	2.68%
01	3395	14,532.53	389.47	2.68%
01	3410	406,342.05	10,605.73	2.61%
01	3550	455,745.01	11,596.23	2.54%
01	4035	1,980,280.17	53,071.51	2.68%
01	4124	1,607,506.69	43,076.65	2.68%
01	4127	1,133,864.63	30,253.93	2.67%
01	4203	1,289,381.71	34,555.43	2.68%
01	4510	25,000.00	670.00	2.68%
01	5634	101,207.49	2,659.72	2.63%
01	5810	1,115,248.13	29,546.56	2.65%
01	6010	1,943,660.37	52,089.24	2.68%
01	6266	1,140,858.79	30,152.96	2.64%
01	6332	5,037,755.73	135,011.85	2.68%
01	6385	445,875.02	11,864.11	2.66%
01	6386	294,129.69	5,662.70	1.93%
01	6387	883,435.29	23,676.06	2.68%

Unaudited Actuals
2022-23 Estimated Actuals
Exhibit A: Indirect Cost Rates Charged to Programs

01	6388	4,336,092.75	105,372.20	2.43%
01	6500	110,230,191.02	2,954,169.12	2.68%
01	6520	310,109.00	8,311.00	2.68%
01	6536	659,005.04	17,661.34	2.68%
01	6537	2,554,853.44	68,470.07	2.68%
01	6546	2,459,922.09	65,925.91	2.68%
01	6547	3,444,604.88	92,315.41	2.68%
01	6690	35,000.00	938.00	2.68%
01	6695	30,000.00	804.00	2.68%
01	7085	247,937.14	6,644.72	2.68%
01	7220	630,664.08	16,901.79	2.68%
01	7370	68,541.66	1,836.92	2.68%
01	7412	79,463.20	2,129.61	2.68%
01	7413	24,483.51	656.16	2.68%
01	7810	3,643,210.09	76,800.05	2.11%
01	9010	52,430,161.78	33,934.31	0.06%
11	6391	2,878,850.63	77,153.20	2.68%
12	5025	724,045.39	19,404.42	2.68%
12	5058	580,773.12	15,564.72	2.68%
12	5160	31,702.80	849.64	2.68%
12	6052	7,304.25	195.75	2.68%
12	6053	664,602.39	17,811.34	2.68%
12	6105	15,522,165.75	415,994.04	2.68%
12	6128	109,699.65	2,939.95	2.68%
12	9010	555,656.08	10,242.55	1.84%
13	5310	6,872,085.34	183,422.58	2.67%
13	5320	5,162,416.56	132,169.16	2.56%
13	7810	125,068.45	3,264.36	2.61%

FORM L

LOTTERY REPORT

Unaudited Actuals
2022-23 Unaudited Actuals
LOTTERY REPORT
Revenues, Expenditures and
Ending Balances - All Funds

Description	Object Codes	Lottery: Unrestricted (Resource 1100)	Transferred to Other Resources for Expenditure	Lottery: Instructional Materials (Resource 6300)*	Totals
A. AMOUNT AVAILABLE FOR THIS FISCAL YEAR					
1. Adjusted Beginning Fund Balance	9791-9795	0.00		1,274,755.55	1,274,755.55
2. State Lottery Revenue	8560	6,047,755.93		3,112,527.76	9,160,283.69
3. Other Local Revenue	8600-8799	0.00		0.00	0.00
4. Transfers from Funds of Lapsed/Reorganized Districts	8965	0.00		0.00	0.00
5. Contributions from Unrestricted Resources (Total must be zero)	8980	0.00			0.00
6. Total Available (Sum Lines A1 through A5)		6,047,755.93	0.00	4,387,283.31	10,435,039.24
B. EXPENDITURES AND OTHER FINANCING USES					
1. Certificated Salaries	1000-1999	3,368,184.19		0.00	3,368,184.19
2. Classified Salaries	2000-2999	0.00		0.00	0.00
3. Employee Benefits	3000-3999	1,430,290.10		0.00	1,430,290.10
4. Books and Supplies	4000-4999	0.00		2,707,906.23	2,707,906.23
5. a. Services and Other Operating Expenditures (Resource 1100)	5000-5999	1,006,388.72			1,006,388.72
b. Services and Other Operating Expenditures (Resource 6300)	5000-5999, except 5100, 5710, 5800			0.00	0.00
c. Duplicating Costs for Instructional Materials (Resource 6300)	5100, 5710, 5800			205,672.33	205,672.33
6. Capital Outlay	6000-6999	0.00		0.00	0.00
7. Tuition	7100-7199	0.00			0.00
8. Interagency Transfers Out					
a. To Other Districts, County Offices, and Charter Schools	7211, 7212, 7221, 7222, 7281, 7282	0.00			0.00
b. To JPAs and All Others	7213, 7223, 7283, 7299	0.00			0.00
9. Transfers of Indirect Costs	7300-7399	0.00			0.00
10. Debt Service	7400-7499	0.00			0.00
11. All Other Financing Uses	7630-7699	0.00			0.00
12. Total Expenditures and Other Financing Uses (Sum Lines B1 through B11)		5,804,863.01	0.00	2,913,578.56	8,718,441.57
C. ENDING BALANCE (Must equal Line A6 minus Line B12)	979Z	242,892.92	0.00	1,473,704.75	1,716,597.67
D. COMMENTS:					
License Renewal: Mod-ESN curriculum - Renewal for software - Vista Higher Learning					

Data from this report will be used to prepare a report to the Legislature as required by Control Section 24.60 of the Budget Act.

*Pursuant to Government Code Section 8880.4(a)(2)(B) and the definition in Education Code Section 60010(h), Resource 6300 funds are to be used for the purchase of instructional materials only. Any amounts in the shaded cells of this column should be reviewed for appropriateness.

FORM PCR
GENERAL FUND &
CHARTER SCHOOLS
FUND PROGRAM
COST REPORT

Goal	Program/Activity	Direct Costs			Central Admin Costs (col. 3 x Sch. CAC line E) Column 4	Other Costs (Schedule OC) Column 5	Total Costs by Program (col. 3 + 4 + 5) Column 6
		Direct Charged (Schedule DCC) Column 1	Allocated (Schedule AC) Column 2	Subtotal (col. 1 + 2) Column 3			
Instructional Goals							
0001	Pre-Kindergarten	0.00	4,333,111.05	4,333,111.05	233,190.46		4,566,301.51
1110	Regular Education, K-12	429,175,940.62	68,685,359.66	497,861,300.28	26,792,875.27		524,654,175.55
3100	Alternative Schools	0.00	0.00	0.00	0.00		0.00
3200	Continuation Schools	6,139,770.77	1,141,595.62	7,281,366.39	391,853.60		7,673,219.99
3300	Independent Study Centers	7,116,163.95	212,875.19	7,329,039.14	394,419.15		7,723,458.29
3400	Opportunity Schools	0.00	0.00	0.00	0.00		0.00
3550	Community Day Schools	0.00	0.00	0.00	0.00		0.00
3700	Specialized Secondary Programs	0.00	0.00	0.00	0.00		0.00
3800	Career Technical Education	22,498,353.62	993,687.32	23,492,040.94	1,264,246.33		24,756,287.27
4110	Regular Education, Adult	15,810.60	0.00	15,810.60	850.86		16,661.46
4610	Adult Independent Study Centers	0.00	0.00	0.00	0.00		0.00
4620	Adult Correctional Education	0.00	0.00	0.00	0.00		0.00
4630	Adult Career Technical Education	0.00	0.00	0.00	0.00		0.00
4760	Bilingual	207,091.05	0.00	207,091.05	11,144.80		218,235.85
4850	Migrant Education	0.00	0.00	0.00	0.00		0.00
5000-5999	Special Education	139,762,511.92	7,361,178.48	147,123,690.40	7,917,600.11		155,041,290.51
6000	Regional Occupational Ctr/Prg (ROC/P)	0.00	0.00	0.00	0.00		0.00
Other Goals							
7110	Nonagency - Educational	972,325.32	0.00	972,325.32	52,326.60		1,024,651.92
7150	Nonagency - Other	969,141.79	0.00	969,141.79	52,155.28		1,021,297.07
8100	Community Services	404,192.58	0.00	404,192.58	21,752.00		425,944.58
8500	Child Care and Development Services	4,584,940.75	0.00	4,584,940.75	246,742.91		4,831,683.66
Other Costs							
----	Food Services					1,447,554.05	1,447,554.05
----	Enterprise					0.00	0.00
----	Facilities Acquisition & Construction					735,635.21	735,635.21
----	Other Outgo					17,827,469.32	17,827,469.32
Other Funds ----	Adult Education, Child Development, Cafeteria, Foundation ([Column 3 + CAC, line C5] times CAC, line E)		370,457.93	370,457.93	2,389,031.41		2,759,489.34
----	Indirect Cost Transfers to Other Funds (Net of Funds 01, 09, 62, Function 7210, Object 7350)				(879,011.71)		(879,011.71)
----	Total General Fund and Charter Schools Funds Expenditures	611,846,242.97	83,098,265.25	694,944,508.22	38,889,177.07	20,010,658.58	753,844,343.87

Unaudited Actuals
2022-23
General Fund and Charter Schools Funds
Program Cost Report
Schedule of Direct Charged Costs (DCC)

Goal	Type of Program	Instruction (Functions 1000-1999)	Instructional Supervision and Administration (Functions 2100-2200)	Library, Media, Technology and Other Instructional Resources (Functions 2420-2495)	School Administration (Function 2700)	Pupil Support Services (Functions 3110-3160 and 3900)	Pupil Transportation (Function 3600)	Ancillary Services (Functions 4000-4999)	Community Services (Functions 5000-5999)	General Administration (Functions 7000-7999, except 7210)*	Plant Maintenance and Operations (Functions 8100-8400)	Facilities Rents and Leases (Function 8700)	Total
Instructional Goals													
0001	Pre-Kindergarten	0.00	0.00	0.00	0.00	0.00	0.00	0.00			0.00	0.00	0.00
1110	Regular Education, K-12	290,442,483.03	14,012,151.87	56,768,267.19	35,390,868.40	12,434,997.89	0.00	15,460,029.01			4,650,343.23	16,800.00	429,175,940.62
3100	Alternative Schools	0.00	0.00	0.00	0.00	0.00	0.00	0.00			0.00	0.00	0.00
3200	Continuation Schools	4,364,518.43	0.00	335,645.95	1,138,575.16	0.00	0.00	301,031.23			0.00	0.00	6,139,770.77
3300	Independent Study Centers	6,110,752.75	4,669.06	416,915.49	583,826.65	0.00	0.00	0.00			0.00	0.00	7,116,163.95
3400	Opportunity Schools	0.00	0.00	0.00	0.00	0.00	0.00	0.00			0.00	0.00	0.00
3550	Community Day Schools	0.00	0.00	0.00	0.00	0.00	0.00	0.00			0.00	0.00	0.00
3700	Specialized Secondary Programs	0.00	0.00	0.00	0.00	0.00	0.00	0.00			0.00	0.00	0.00
3800	Career Technical Education	12,664,298.68	3,056,729.75	5,656,716.27	744,420.78	376,188.14	0.00	0.00			0.00	0.00	22,498,353.62
4110	Regular Education, Adult	15,810.60	0.00	0.00	0.00	0.00	0.00	0.00			0.00	0.00	15,810.60
4610	Adult Independent Study Centers	0.00	0.00	0.00	0.00	0.00	0.00	0.00			0.00	0.00	0.00
4620	Adult Correctional Education	0.00	0.00	0.00	0.00	0.00	0.00	0.00			0.00	0.00	0.00
4830	Adult Career Technical Education	0.00	0.00	0.00	0.00	0.00	0.00	0.00			0.00	0.00	0.00
4760	Bilingual	13,040.75	194,050.30	0.00	0.00	0.00	0.00	0.00			0.00	0.00	207,091.05
4850	Migrant Education	0.00	0.00	0.00	0.00	0.00	0.00	0.00			0.00	0.00	0.00
5000-5999	Special Education	114,452,061.81	356,102.85	3,519,410.32	3,291,218.12	18,143,718.82	0.00	0.00			0.00	0.00	139,762,511.92
6000	ROC/P	0.00	0.00	0.00	0.00	0.00	0.00	0.00			0.00	0.00	0.00
Other Goals													
7110	Nonagency - Educational	0.00	0.00	0.00	0.00	0.00	0.00	0.00	0.00	972,325.32	0.00	0.00	972,325.32
7150	Nonagency - Other	0.00	0.00	0.00	0.00	0.00	0.00	969,141.79	0.00	0.00	0.00	0.00	969,141.79
8100	Community Services		0.00	0.00	0.00	0.00	0.00		404,192.58	0.00	0.00	0.00	404,192.58
8500	Child Care and Development Services	4,562,679.55	0.00	22,261.20	0.00	0.00	0.00		0.00	0.00	0.00	0.00	4,584,940.75
Total Direct Charged Costs		432,625,645.60	17,623,703.83	66,719,216.42	41,148,909.11	30,954,904.85	0.00	16,730,202.03	404,192.58	972,325.32	4,650,343.23	16,800.00	611,846,242.97

* Functions 7100-7199 for goals 8100 and 8500

Unaudited Actuals
2022-23
General Fund and Charter Schools Funds
Program Cost Report
Schedule of Allocated Support Costs (AC)

Goal	Type of Program	Allocated Support Costs (Based on factors input on Form PCRAF)			Total
		Full-Time Equivalents	Classroom Units	Pupils Transported	
Instructional Goals					
0001	Pre-Kindergarten	1,568,924.96	2,764,186.09	0.00	4,333,111.05
1110	Regular Education, K-12	5,039,547.11	54,229,341.57	9,416,470.98	68,685,359.66
3100	Alternative Schools	0.00	0.00	0.00	0.00
3200	Continuation Schools	58,718.59	1,082,877.03	0.00	1,141,595.62
3300	Independent Study Centers	41,894.61	170,980.58	0.00	212,875.19
3400	Opportunity Schools	0.00	0.00	0.00	0.00
3550	Community Day Schools	0.00	0.00	0.00	0.00
3700	Specialized Secondary Programs	0.00	0.00	0.00	0.00
3800	Career Technical Education	765,713.21	227,974.11	0.00	993,687.32
4110	Regular Education, Adult	0.00	0.00	0.00	0.00
4610	Adult Independent Study Centers	0.00	0.00	0.00	0.00
4620	Adult Correctional Education	0.00	0.00	0.00	0.00
4630	Adult Career Technical Education	0.00	0.00	0.00	0.00
4760	Bilingual	0.00	0.00	0.00	0.00
4850	Migrant Education	0.00	0.00	0.00	0.00
5000-5999	Special Education (allocated to 5001)	302,877.04	455,948.22	6,602,353.22	7,361,178.48
6000	ROC/P	0.00	0.00	0.00	0.00
Other Goals					
7110	Nonagency - Educational	0.00	0.00	0.00	0.00
7150	Nonagency - Other	0.00	0.00	0.00	0.00
8100	Community Services	0.00	0.00	0.00	0.00
8500	Child Care and Development Svcs.	0.00	0.00	0.00	0.00
Other Funds					
--	Adult Education (Fund 11)	0.00	370,457.93	0.00	370,457.93
--	Child Development (Fund 12)	0.00	0.00	0.00	0.00
--	Cafeteria (Funds 13 and 61)	0.00	0.00	0.00	0.00
Total Allocated Support Costs		7,777,675.52	59,301,765.53	16,018,824.20	83,098,265.25

Unaudited Actuals
2022-23
General Fund and Charter Schools Funds
Program Cost Report
Schedule of Central Administration Costs (CAC)

A.	Central Administration Costs in General Fund and Charter Schools Funds	
1	Board and Superintendent (Funds 01, 09, and 62, Functions 7100-7180, Goals 0000-6999 and 9000, Objects 1000-7999)	7,321,689.86
2	External Financial Audits (Funds 01, 09, and 62, Functions 7190-7191, Goals 0000-6999 and 9000, Objects 1000 - 7999)	171,875.00
3	Other General Administration (Funds 01, 09, and 62, Functions 7200-7600 except 7210, Goal 0000, Objects 1000-7999)	20,281,729.20
4	Centralized Data Processing (Funds 01, 09, and 62, Function 7700, Goal 0000, Objects 1000-7999)	11,992,894.73
5	Total Central Administration Costs in General Fund and Charter Schools Funds	39,768,188.79
B.	Direct Charged and Allocated Costs in General Fund and Charter Schools Funds	
1	Total Direct Charged Costs (from Form PCR, Column 1, Total)	611,846,242.97
2	Total Allocated Costs (from Form PCR, Column 2, Total)	83,098,265.25
3	Total Direct Charged and Allocated Costs in General Fund and Charter Schools Funds	694,944,508.22
C.	Direct Charged Costs in Other Funds	
1	Adult Education (Fund 11, Objects 1000-5999, except 5100)	3,303,033.96
2	Child Development (Fund 12, Objects 1000-5999, except 5100)	18,527,924.43
3	Cafeteria (Funds 13 & 61, Objects 1000-5999, except 5100)	22,191,216.96
4	Foundation (Funds 19 & 57, Objects 1000-5999, except 5100)	0.00
5	Total Direct Charged Costs in Other Funds	44,022,175.35
D.	Total Direct Charged and Allocated Costs (B3 + C5)	738,966,683.57
E.	Ratio of Central Administration Costs to Direct Charged and Allocated Costs (A5/D)	5.38%

Type of Activity	Food Services (Function 3700)	Enterprise (Function 6000)	Facilities Acquisition & Construction (Function 8500)	Other Outgo (Functions 9000- 9999)	Total
Food Services (Objects 1000-5999, 6400-6920)	1,447,554.05				1,447,554.05
Enterprise (Objects 1000-5999, 6400-6920)		0.00			0.00
Facilities Acquisition & Construction (Objects 1000-6700)			735,635.21		735,635.21
Other Outgo (Objects 1000 - 7999)				17,827,469.32	17,827,469.32
Total Other Costs	1,447,554.05	0.00	735,635.21	17,827,469.32	20,010,658.58

**FORM PCRAF
GENERAL FUND
AND CHARTER
SCHOOL
FUND—PROGRAM
COST**

Unaudited Actuals
2022-23
Form and Charter Schools Funds
Program Cost Report
Schedule of Allocation Factors (AF) for Support Costs

	Teacher Full-Time Equivalents				Classroom Units		Pupils Transported
	Instructional Supervision and Administration (Functions 2100 - 2200)	Library, Media, Technology and Other Instructional Resources (Functions 2420-2495)	School Administration (Function 2700)	Pupil Support Services (Functions 3100-3199 & 3900)	Plant Maintenance and Operations (Functions 8100-8400)	Facilities Rents and Leases (Function 8700)	Pupil Transportation (Function 3600)
A. Amount of Undistributed Expenditures, Funds 01, 09, and 62, Goals 0000 and 9000 (will be allocated based on factors input)	3,985,992.29	2,311,385.02	1,475,673.20	4,625.00	59,301,765.53	0.00	16,018,824.20
B. Enter Allocation Factor(s) by Goal: <small>(Note: Allocation factors are only needed for a column if there are undistributed expenditures in line A.)</small>	FTE Factor(s)	FTE Factor(s)	FTE Factor(s)	FTE Factor(s)	CU Factor(s)	CU Factor(s)	PT Factor(s)
Instructional Goals							
Description							
0001 Pre-Kindergarten	51.00				97.00		
1110 Regular Education, K-12	57.60	421.77	209.40	84.20	1,903.00		2,175.00
3100 Alternative Schools							
3200 Continuation Schools		4.00	6.50		38.00		
3300 Independent Study Centers		5.00	3.00		6.00		
3400 Opportunity Schools							
3550 Community Day Schools							
3700 Specialized Secondary Programs							
3800 Career Technical Education	18.17	39.39	3.56	3.50	8.00		
4110 Regular Education, Adult							
4610 Adult Independent Study Centers							
4620 Adult Correctional Education							
4630 Adult Career Technical Education							
4760 Bilingual							
4850 Migrant Education							
5000-5999 Special Education (allocated to 5001)	2.80	22.60	17.60	107.05	16.00		1,525.00
6000 ROC/P							
Other Goals							
Description							
7110 Nonagency - Educational							
7150 Nonagency - Other							
8100 Community Services							
8500 Child Care and Development Services							
Other Funds							
Description							
-- Adult Education (Fund 11)					13.00		
-- Child Development (Fund 12)							
-- Cafeteria (Funds 13 & 61)							
C. Total Allocation Factors	129.57	492.76	240.06	194.75	2,081.00	0.00	3,700.00

FORM SIAA
SUMMARY OF
INTERFUND
ACTIVITIES FOR
ALL FUNDS

Unaudited Actuals
2022-23 Estimated Actuals Unaudited Actuals
SUMMARY OF INTERFUND ACTIVITIES
FOR ALL FUNDS

Description	Direct Costs - Interfund		Indirect Costs - Interfund		Interfund Transfers In 8900-8929	Interfund Transfers Out 7600-7629	Due From Other Funds 9310	Due To Other Funds 9610
	Transfers In 5750	Transfers Out 5750	Transfers In 7350	Transfers Out 7350				
01 GENERAL FUND								
Expenditure Detail	0.00	(130,963.34)	0.00	(879,011.71)				
Other Sources/Uses Detail					0.00	5,900,000.00		
Fund Reconciliation							296,712.45	3,215,132.57
08 STUDENT ACTIVITY SPECIAL REVENUE FUND								
Expenditure Detail	0.00	0.00	0.00	0.00				
Other Sources/Uses Detail					0.00	0.00		
Fund Reconciliation							0.00	0.00
09 CHARTER SCHOOLS SPECIAL REVENUE FUND								
Expenditure Detail	0.00	0.00	0.00	0.00				
Other Sources/Uses Detail					0.00	0.00		
Fund Reconciliation							0.00	0.00
10 SPECIAL EDUCATION PASS-THROUGH FUND								
Expenditure Detail								
Other Sources/Uses Detail								
Fund Reconciliation							0.00	0.00
11 ADULT EDUCATION FUND								
Expenditure Detail	0.00	0.00	77,153.20	0.00				
Other Sources/Uses Detail					0.00	0.00		
Fund Reconciliation							1,774.04	0.00
12 CHILD DEVELOPMENT FUND								
Expenditure Detail	1,335,211.75	0.00	483,002.41	0.00				
Other Sources/Uses Detail					0.00	0.00		
Fund Reconciliation							1,863,943.84	285,498.36
13 CAFETERIA SPECIAL REVENUE FUND								
Expenditure Detail	0.00	(1,204,248.41)	318,856.10	0.00				
Other Sources/Uses Detail					0.00	0.00		
Fund Reconciliation							2,927.31	78,305.67
14 DEFERRED MAINTENANCE FUND								
Expenditure Detail	0.00	0.00						
Other Sources/Uses Detail					3,000,000.00	0.00		
Fund Reconciliation							0.00	0.00
15 PUPIL TRANSPORTATION EQUIPMENT FUND								
Expenditure Detail	0.00	0.00						
Other Sources/Uses Detail					0.00	0.00		
Fund Reconciliation							0.00	0.00
17 SPECIAL RESERVE FUND FOR OTHER THAN CAPITAL OUTLAY								
Expenditure Detail								
Other Sources/Uses Detail					0.00	0.00		
Fund Reconciliation							0.00	0.00

Unaudited Actuals
2022-23 Estimated Actuals Unaudited Actuals
SUMMARY OF INTERFUND ACTIVITIES
FOR ALL FUNDS

Description	Direct Costs - Interfund		Indirect Costs - Interfund		Interfund Transfers In 8900-8929	Interfund Transfers Out 7600-7629	Due From Other Funds 9310	Due To Other Funds 9610
	Transfers In 5750	Transfers Out 5750	Transfers In 7350	Transfers Out 7350				
18 SCHOOL BUS EMISSIONS REDUCTION FUND								
Expenditure Detail	0.00	0.00						
Other Sources/Uses Detail					0.00	0.00		
Fund Reconciliation							0.00	0.00
19 FOUNDATION SPECIAL REVENUE FUND								
Expenditure Detail	0.00	0.00	0.00	0.00				
Other Sources/Uses Detail						0.00		
Fund Reconciliation							0.00	0.00
20 SPECIAL RESERVE FUND FOR POSTEMPLOYMENT BENEFITS								
Expenditure Detail								
Other Sources/Uses Detail					0.00	0.00		
Fund Reconciliation							0.00	0.00
21 BUILDING FUND								
Expenditure Detail	0.00	0.00						
Other Sources/Uses Detail					0.00	0.00		
Fund Reconciliation							274,584.68	1,735,403.64
25 CAPITAL FACILITIES FUND								
Expenditure Detail	0.00	0.00						
Other Sources/Uses Detail					0.00	0.00		
Fund Reconciliation							1,735,353.64	0.00
30 STATE SCHOOL BUILDING LEASE/PURCHASE FUND								
Expenditure Detail	0.00	0.00						
Other Sources/Uses Detail					0.00	0.00		
Fund Reconciliation							0.00	0.00
35 COUNTY SCHOOL FACILITIES FUND								
Expenditure Detail	0.00	0.00						
Other Sources/Uses Detail					0.00	0.00		
Fund Reconciliation							2,037.77	0.00
40 SPECIAL RESERVE FUND FOR CAPITAL OUTLAY PROJECTS								
Expenditure Detail	0.00	0.00						
Other Sources/Uses Detail					2,900,000.00	0.00		
Fund Reconciliation							0.00	0.00
49 CAP PROJ FUND FOR BLENDED COMPONENT UNITS								
Expenditure Detail	0.00	0.00						
Other Sources/Uses Detail					0.00	0.00		
Fund Reconciliation							0.00	0.00
51 BOND INTEREST AND REDEMPTION FUND								
Expenditure Detail								
Other Sources/Uses Detail					0.00	0.00		
Fund Reconciliation							0.00	0.00

Unaudited Actuals
2022-23 Estimated Actuals Unaudited Actuals
SUMMARY OF INTERFUND ACTIVITIES
FOR ALL FUNDS

Description	Direct Costs - Interfund		Indirect Costs - Interfund		Interfund Transfers In 8900-8929	Interfund Transfers Out 7600-7629	Due From Other Funds 9310	Due To Other Funds 9610
	Transfers In 5750	Transfers Out 5750	Transfers In 7350	Transfers Out 7350				
52 DEBT SVC FUND FOR BLENDED COMPONENT UNITS								
Expenditure Detail								
Other Sources/Uses Detail					0.00	0.00		
Fund Reconciliation							0.00	0.00
53 TAX OVERRIDE FUND								
Expenditure Detail								
Other Sources/Uses Detail					0.00	0.00		
Fund Reconciliation							0.00	0.00
56 DEBT SERVICE FUND								
Expenditure Detail								
Other Sources/Uses Detail					0.00	0.00		
Fund Reconciliation							0.00	0.00
57 FOUNDATION PERMANENT FUND								
Expenditure Detail	0.00	0.00	0.00	0.00				
Other Sources/Uses Detail						0.00		
Fund Reconciliation							0.00	0.00
61 CAFETERIA ENTERPRISE FUND								
Expenditure Detail	0.00	0.00	0.00	0.00				
Other Sources/Uses Detail					0.00	0.00		
Fund Reconciliation							0.00	0.00
62 CHARTER SCHOOLS ENTERPRISE FUND								
Expenditure Detail	0.00	0.00	0.00	0.00				
Other Sources/Uses Detail					0.00	0.00		
Fund Reconciliation							0.00	0.00
63 OTHER ENTERPRISE FUND								
Expenditure Detail	0.00	0.00						
Other Sources/Uses Detail					0.00	0.00		
Fund Reconciliation							0.00	0.00
66 WAREHOUSE REVOLVING FUND								
Expenditure Detail	0.00	0.00						
Other Sources/Uses Detail					0.00	0.00		
Fund Reconciliation							0.00	0.00
67 SELF-INSURANCE FUND								
Expenditure Detail	0.00	0.00						
Other Sources/Uses Detail					0.00	0.00		
Fund Reconciliation							1,137,006.51	0.00
71 RETIREE BENEFIT FUND								
Expenditure Detail								
Other Sources/Uses Detail					0.00			
Fund Reconciliation							0.00	0.00
73 FOUNDATION PRIVATE-PURPOSE TRUST FUND								
Expenditure Detail	0.00	0.00						

Unaudited Actuals
2022-23 Estimated Actuals Unaudited Actuals
SUMMARY OF INTERFUND ACTIVITIES
FOR ALL FUNDS

Description	Direct Costs - Interfund		Indirect Costs - Interfund		Interfund Transfers In 8900-8929	Interfund Transfers Out 7600-7629	Due From Other Funds 9310	Due To Other Funds 9610
	Transfers In 5750	Transfers Out 5750	Transfers In 7350	Transfers Out 7350				
Other Sources/Uses Detail					0.00			
Fund Reconciliation							0.00	0.00
76 WARRANT/PASS-THROUGH FUND								
Expenditure Detail								
Other Sources/Uses Detail								
Fund Reconciliation							0.00	0.00
95 STUDENT BODY FUND								
Expenditure Detail								
Other Sources/Uses Detail								
Fund Reconciliation							0.00	0.00
TOTALS	1,335,211.75	(1,335,211.75)	879,011.71	(879,011.71)	5,900,000.00	5,900,000.00	5,314,340.24	5,314,340.24

**REPORT
SEMA
SPECIAL
EDUCATION
MAINTENANCE OF
EFFORT—LEA
EXPENDITURES**

Unaudited Actuals
Special Education Maintenance of Effort
2022-23 Actual vs. Actual Comparison Year
2022-23 Expenditures by LEA (LE-CY)

Object Code	Description	Special Education, Unspecified (Goal 5001)	Regionalized Services (Goal 5050)	Regionalized Program Specialist (Goal 5060)	Special Education, Infants (Goal 5710)	Special Education, Preschool Students (Goal 5730)	Spec. Education, Ages 5-22 (Goal 5760)	Adjustments*	Total
	UNDUPLICATED PUPIL COUNT								5,706.00
TOTAL EXPENDITURES (Funds 01, 09, & 62; resources 0000-9999)									
1000-1999	Certificated Salaries	0.00	0.00	0.00	46,866.22	0.00	43,898,086.10		43,944,952.32
2000-2999	Classified Salaries	101,249.61	115,351.92	0.00	3,906.06	74,254.22	20,222,274.99		20,517,036.80
3000-3999	Employee Benefits	41,251.78	76,509.06	0.00	33,091.10	8,230.77	37,586,872.77		37,745,955.48
4000-4999	Books and Supplies	0.00	0.00	0.00	0.00	0.00	1,521,381.44		1,521,381.44
5000-5999	Services and Other Operating Expenditures	14,532.53	0.00	0.00	0.00	0.00	36,154,062.31		36,168,594.84
6000-6999	Capital Outlay (except objects 6600, 6700, 6910 & 6920)	0.00	0.00	0.00	0.00	0.00	7,092.43		7,092.43
7130	State Special Schools	59,043.00	0.00	0.00	0.00	0.00	0.00		59,043.00
7430-7439	Debt Service	0.00	0.00	0.00	0.00	0.00	0.00		0.00
	Total Direct Costs	216,076.92	191,860.98	0.00	83,863.38	82,484.99	139,389,770.04	0.00	139,964,056.31
7310	Transfers of Indirect Costs	2,954,558.59	0.00	0.00	5,361.33	5,362.12	519,163.86		3,484,445.90
7350	Transfers of Indirect Costs - Interfund	0.00	0.00	0.00	0.00	0.00	0.00		0.00
PCRA	Program Cost Report Allocations	7,361,178.47							7,361,178.47
	Total Indirect Costs and PCR Allocations	10,315,737.06	0.00	0.00	5,361.33	5,362.12	519,163.86	0.00	10,845,624.37
	TOTAL COSTS	10,531,813.98	191,860.98	0.00	89,224.71	87,847.11	139,908,933.90	0.00	150,809,680.68
FEDERAL EXPENDITURES (Funds 01, 09, and 62; resources 3000-5999, except 3385)									
1000-1999	Certificated Salaries	0.00	0.00	0.00	1,000.00	0.00	1,634,737.27		1,635,737.27
2000-2999	Classified Salaries	0.00	0.00	0.00	3,906.06	74,234.52	5,434,934.96		5,513,075.54
3000-3999	Employee Benefits	0.00	0.00	0.00	596.46	8,421.04	4,065,099.69		4,074,117.19
4000-4999	Books and Supplies	0.00	0.00	0.00	0.00	0.00	0.00		0.00
5000-5999	Services and Other Operating Expenditures	14,532.53	0.00	0.00	0.00	0.00	899,117.65		913,650.18
6000-6999	Capital Outlay (except objects 6600, 6700, 6910 & 6920)	0.00	0.00	0.00	0.00	0.00	0.00		0.00
7130	State Special Schools	0.00	0.00	0.00	0.00	0.00	0.00		0.00
7430-7439	Debt Service	0.00	0.00	0.00	0.00	0.00	0.00		0.00
	Total Direct Costs	14,532.53	0.00	0.00	5,502.52	82,655.56	12,033,889.57	0.00	12,136,580.18
7310	Transfers of Indirect Costs	389.47	0.00	0.00	0.00	5,362.12	266,480.13		272,231.72
7350	Transfers of Indirect Costs - Interfund	0.00	0.00	0.00	0.00	0.00	0.00		0.00
	Total Indirect Costs	389.47	0.00	0.00	0.00	5,362.12	266,480.13	0.00	272,231.72
	TOTAL BEFORE OBJECT 8980	14,922.00	0.00	0.00	5,502.52	88,017.68	12,300,369.70	0.00	12,408,811.90
8980	Less: Contributions from Unrestricted Revenues to Federal Resources (Resources 3310-3400, except 3385, all goals; resources 3000-3178 & 3410-5810, goals 5000-5999)								0.00
	TOTAL COSTS								12,408,811.90

Unaudited Actuals
Special Education Maintenance of Effort
2022-23 Actual vs. Actual Comparison Year
2022-23 Expenditures by LEA (LE-CY)

Object Code	Description	Special Education, Unspecified (Goal 5001)	Regionalized Services (Goal 5050)	Regionalized Program Specialist (Goal 5060)	Special Education, Infants (Goal 5710)	Special Education, Preschool Students (Goal 5730)	Spec. Education, Ages 5-22 (Goal 5760)	Adjustments*	Total
STATE AND LOCAL EXPENDITURES (Funds 01, 09, & 62; resources 0000-2999, 3385, & 6000-9999)									
1000-1999	Certificated Salaries	0.00	0.00	0.00	45,866.22	0.00	42,263,348.83		42,309,215.05
2000-2999	Classified Salaries	101,249.61	115,351.92	0.00	0.00	19.70	14,787,340.03		15,003,961.26
3000-3999	Employee Benefits	41,251.78	76,509.06	0.00	32,494.64	(190.27)	33,521,773.08		33,671,838.29
4000-4999	Books and Supplies	0.00	0.00	0.00	0.00	0.00	1,521,381.44		1,521,381.44
5000-5999	Services and Other Operating Expenditures	0.00	0.00	0.00	0.00	0.00	35,254,944.66		35,254,944.66
6000-6999	Capital Outlay (except objects 6600, 6700, 6910 & 6920)	0.00	0.00	0.00	0.00	0.00	7,092.43		7,092.43
7130	State Special Schools	59,043.00	0.00	0.00	0.00	0.00	0.00		59,043.00
7430-7439	Debt Service	0.00	0.00	0.00	0.00	0.00	0.00		0.00
	Total Direct Costs	201,544.39	191,860.98	0.00	78,360.86	(170.57)	127,355,880.47	0.00	127,827,476.13
7310	Transfers of Indirect Costs	2,954,169.12	0.00	0.00	5,361.33	0.00	252,683.73		3,212,214.18
7350	Transfers of Indirect Costs - Interfund	0.00	0.00	0.00	0.00	0.00	0.00		0.00
PCRA	Program Cost Report Allocations	7,361,178.47							7,361,178.47
	Total Indirect Costs and PCR Allocations	10,315,347.59	0.00	0.00	5,361.33	0.00	252,683.73	0.00	10,573,392.65
	TOTAL BEFORE OBJECT 8980	10,516,891.98	191,860.98	0.00	83,722.19	(170.57)	127,608,564.20	0.00	138,400,868.78
8980	Contributions from Unrestricted Revenues to Federal Resources (from Federal Expenditures section)								0.00
	TOTAL COSTS								138,400,868.78
LOCAL EXPENDITURES (Funds 01, 09, & 62; resources 0000-1999 & 8000-9999)									
1000-1999	Certificated Salaries	0.00	0.00	0.00	0.00	0.00	1,987,332.48		1,987,332.48
2000-2999	Classified Salaries	0.00	115,351.92	0.00	0.00	0.00	0.00		115,351.92
3000-3999	Employee Benefits	0.00	76,509.06	0.00	0.00	0.00	1,028,463.01		1,104,972.07
4000-4999	Books and Supplies	0.00	0.00	0.00	0.00	0.00	117,507.56		117,507.56
5000-5999	Services and Other Operating Expenditures	0.00	0.00	0.00	0.00	0.00	1,167,477.53		1,167,477.53
6000-6999	Capital Outlay (except objects 6600, 6700, 6910 & 6920)	0.00	0.00	0.00	0.00	0.00	0.00		0.00
7130	State Special Schools	59,043.00	0.00	0.00	0.00	0.00	0.00		59,043.00
7430-7439	Debt Service	0.00	0.00	0.00	0.00	0.00	0.00		0.00
	Total Direct Costs	59,043.00	191,860.98	0.00	0.00	0.00	4,300,780.58	0.00	4,551,684.56
7310	Transfers of Indirect Costs	0.00	0.00	0.00	0.00	0.00	0.00		0.00
7350	Transfers of Indirect Costs - Interfund	0.00	0.00	0.00	0.00	0.00	0.00		0.00
	Total Indirect Costs	0.00	0.00	0.00	0.00	0.00	0.00	0.00	0.00
	TOTAL BEFORE OBJECT 8980	59,043.00	191,860.98	0.00	0.00	0.00	4,300,780.58	0.00	4,551,684.56
8980	Contributions from Unrestricted Revenues to Federal Resources (from Federal Expenditures section)								0.00

Unaudited Actuals
Special Education Maintenance of Effort
2022-23 Actual vs. Actual Comparison Year
2022-23 Expenditures by LEA (LE-CY)

Object Code	Description	Special Education, Unspecified (Goal 5001)	Regionalized Services (Goal 5050)	Regionalized Program Specialist (Goal 5060)	Special Education, Infants (Goal 5710)	Special Education, Preschool Students (Goal 5730)	Spec. Education, Ages 5-22 (Goal 5760)	Adjustments*	Total
8980	Contributions from Unrestricted Revenues to State Resources (Resources 3385, 6500, 6510, & 7240, all goals; resources 2000-2999 & 6010-7810, except 6500, 6510, & 7240, goals 5000-5999)								82,150,145.51
	TOTAL COSTS								86,701,830.07

* Attach an additional sheet with explanations of any amounts in the Adjustments column.

Unaudited Actuals
Special Education Maintenance of Effort
2022-23 Actual vs. Actual Comparison Year
2021-22 Expenditures by LEA (LE-PY)

2021-22 Expenditures	A. State and Local	B. Local Only
1. Enter Total Costs amounts from the 2021-22 Report SEMA, 2021-22 Expenditures by LEA (LE-CY) worksheet, Total Column, for the State and Local Expenditures section and the Local Expenditures section	138,628,009.35	85,835,122.31
2. Enter audit adjustments of 2021-22 special education expenditures from SACS2023ALL data, not included in Line 1 (explain below) (Funds 01, 09, and 62; resources 0000-2999 & 6000-9999; Object 9793)	5,684,244.00	

3. Enter restatements of 2022-23 special education beginning fund balances from SACS2023ALL data, not included in Line 1 (explain below) (Funds 01, 09, and 62; resources 0000 - 2999 & 6000 - 9999; Object 9795)	834,840.15	

4. Enter any other adjustments, not included in Line 1 (explain below)	0.00	

5. 2021-22 Expenditures, Adjusted for 2022-23 MOE Calculation (Sum lines 1 through 4)	145,147,093.50	85,835,122.31
C. Unduplicated Pupil Count		
1. Enter the unduplicated pupil count reported in 2021-22 Report SEMA, 2021-22 Expenditures by LEA (LE-CY) worksheet	7,366.00	
2. Enter any adjustments not included in Line C1 (explain below)	0.00	

3. 2021-22 Unduplicated Pupil Count, Adjusted for 2022-23 MOE Calculation (Line C1 plus Line C2)	7,366.00	

Unaudited Actuals
Special Education Maintenance of Effort
2022-23 Actual vs. Actual Comparison Year
LEA Maintenance of Effort Calculation (LMC-A)

SELPA: **Oakland Unified (CL)**

Up to 50% of the increase in IDEA Part B Section 611 funding in current year compared with prior year may be used to reduce the required level of state and local expenditures. This option is available only if the LEA used or will use the freed up funds for activities authorized under the Elementary and Secondary Education Act (ESEA) of 1965. Also, the amount of Part B funds used for early intervening services (34 CFR 300.226(a)) will count toward the maximum amount by which the LEA may reduce its MOE requirement under this exception [P.L. 108-446].

	<u>State and Local</u>	<u>Local Only</u>
Current year funding (IDEA Section 611 Local Assistance Grant Award - Resource 3310)	_____	_____
Less: Prior year's funding (IDEA Section 611 Local Assistance Grant Awards - Resource 3305 and 3310)	_____	_____
Increase in funding (if difference is positive)	0.00	_____
Maximum available for MOE reduction (50% of increase in funding)	0.00 (a)	_____
Current year funding (IDEA Section 619 - Resource 3315)	_____	_____
Maximum available for early intervening services (EIS) (15% of current year funding - Resources 3310 and 3315)	0.00 (b)	_____

If (b) is greater than (a).

Enter portion to set aside for EIS (cannot exceed line (b), Maximum available for EIS) (c)

Available for MOE reduction. (line (a) minus line (c), zero if negative) 0.00 (d)

Enter portion used to reduce MOE requirement (cannot exceed line (d), Available for MOE reduction).

	_____	_____
--	-------	-------

If (b) is less than (a).

Enter portion used to reduce MOE requirement (first column cannot exceed line (a), Maximum available for MOE reduction, second and third columns cannot exceed (e), Portion used to reduce MOE requirement). (e)

Available to set aside for EIS (line (b) minus line (e), zero if negative) 0.00 (f)

	_____	_____
--	-------	-------

Note: If your LEA exercises the authority under 34 CFR 300.205(a) to reduce the MOE requirement, the LEA must list the activities (which are authorized under the ESEA) paid with the freed up funds:

Unaudited Actuals
Special Education Maintenance of Effort
2022-23 Actual vs. Actual Comparison Year
LEA Maintenance of Effort Calculation (LMC-A)

SELPA: Oakland Unified (CL)

SECTION 3

	<u>Column A</u>	<u>Column B</u>	<u>Column C</u>
	Actual Expenditures (LE-CY Worksheet) FY 2022-23	Actual Expenditures Comparison Year FY 2021-22	Difference (A - B)
A. COMBINED STATE AND LOCAL EXPENDITURES METHOD			
1. Under "Comparison Year," enter the most recent year in which MOE compliance was met using the actual vs. actual method based on state and local expenditures.			
a. Total special education expenditures	150,809,680.68		
b. Less: Expenditures paid from federal sources	12,408,811.90		
c. Expenditures paid from state and local sources	138,400,868.78	138,628,009.35	
Add/Less: Adjustments required for MOE calculation			
Comparison year's expenditures, adjusted for MOE calculation		138,628,009.35	
Less: Exempt reduction(s) for SECTION 1		0.00	
Less: 50% reduction from SECTION 2		0.00	
Net expenditures paid from state and local sources	138,400,868.78	138,628,009.35	(227,140.57)
If the difference in Column C for the Section 3.A.1 is positive or zero, the MOE compliance requirement is met based on the combination of state and local expenditures.			
	Actual	Comparison Year	
	FY 2022-23	FY 2021-22	Difference
2. Under "Comparison Year," enter the most recent year in which MOE compliance was met using the actual vs. actual method based on the per capita state and local expenditures.			
a. Total special education expenditures	150,809,680.68		
b. Less: Expenditures paid from federal sources	12,408,811.90		
c. Expenditures paid from state and local sources	138,400,868.78	138,628,009.35	
Add/Less: Adjustments required for MOE calculation			
Comparison year's expenditures, adjusted for MOE calculation		138,628,009.35	
Less: Exempt reduction(s) from SECTION 1		0.00	
Less: 50% reduction from SECTION 2		0.00	
Net expenditures paid from state and local sources	138,400,868.78	138,628,009.35	
d. Special education unduplicated pupil count	5,706.00	7,366.00	
e. Per capita state and local expenditures (A2c/A2d)	24,255.32	18,819.98	5,435.34

Unaudited Actuals
Special Education Maintenance of Effort
2022-23 Actual vs. Actual Comparison Year
LEA Maintenance of Effort Calculation (LMC-A)

SELPA: Oakland Unified (CL)

If the difference in Column C for the Section 3.A.2 is positive or zero, the MOE compliance requirement is met based on the per capita state and local expenditures.

B. LOCAL EXPENDITURES ONLY METHOD

	Actual	Comparison Year	
	FY 2022-23	FY 2021-22	Difference
1. Under "Comparison Year," enter the most recent year in which MOE compliance was met using the actual vs. actual method based on local expenditures only.			
a. Expenditures paid from local sources	86,701,830.07	85,835,122.31	
Add/Less: Adjustments required for MOE calculation			
Comparison year's expenditures, adjusted for MOE calculation		85,835,122.31	
Less: Exempt reduction(s) from SECTION 1		0.00	
Less: 50% reduction from SECTION 2		0.00	
Net expenditures paid from local sources	86,701,830.07	85,835,122.31	866,707.76

If the difference in Column C for the Section 3.B.1 is positive or zero, the MOE compliance requirement is met based on the local expenditures only.

	Actual	Comparison Year	
	FY 2022-23	FY 2021-22	Difference
2. Under "Comparison Year," enter the most recent year in which MOE compliance was met using the actual vs. actual method based on the per capita local expenditures only.			
a. Expenditures paid from local sources	86,701,830.07	85,835,122.31	
Add/Less: Adjustments required for MOE calculation			
Comparison year's expenditures, adjusted for MOE		85,835,122.31	
Less: Exempt reduction(s) from SECTION 1		0.00	
Less: 50% reduction from SECTION 2		0.00	
Net expenditures paid from local sources	86,701,830.07	85,835,122.31	
b. Special education unduplicated pupil count	5,706.00	7,366.00	
c. Per capita local expenditures(B2a/ B2b)	15,194.85	11,652.88	3,541.97

If the difference in Column C for the Section 3.B.2 is positive or zero, the MOE compliance requirement is met based on the per capita local expenditures only.

Amounts must be entered in Column B for both sections 3.A and 3.B; if no costs, enter 0.

DeCarlos Kaigler

Contact Name

Chief Financial Officer

(408) 307-7548

Telephone Number

decarlos.kaigler@ousd.org

Unaudited Actuals
Special Education Maintenance of Effort
2022-23 Actual vs. Actual Comparison Year
LEA Maintenance of Effort Calculation (LMC-A)

SELPA: Oakland Unified (CL)

Title

Email Address

SELPA: Oakland Unified (CL)

Object Code	Description	Oakland Unified (CL00)	Adjustments*	Total
TOTAL EXPENDITURES - All Sources				
1000-1999	Certificated Salaries			0.00
2000-2999	Classified Salaries			0.00
3000-3999	Employee Benefits			0.00
4000-4999	Books and Supplies			0.00
5000-5999	Services and Other Operating Expenditures			0.00
6000-6999	Capital Outlay (except objects 6600, 6700, 6910 & 6920)			0.00
7130	State Special Schools			0.00
7430-7439	Debt Service			0.00
	Total Direct Costs	0.00	0.00	0.00
7310	Transfers of Indirect Costs			0.00
7350	Transfers of Indirect Costs - Interfund			0.00
PCRA	Program Cost Report Allocations			0.00
	Total Indirect Costs and PCR Allocations	0.00	0.00	0.00
	TOTAL COSTS	0.00	0.00	0.00
EXPENDITURES - Paid from State and Local Sources				
1000-1999	Certificated Salaries			0.00
2000-2999	Classified Salaries			0.00
3000-3999	Employee Benefits			0.00
4000-4999	Books and Supplies			0.00
5000-5999	Services and Other Operating Expenditures			0.00
6000-6999	Capital Outlay (except objects 6600, 6700, 6910 & 6920)			0.00
7130	State Special Schools			0.00
7430-7439	Debt Service			0.00
	Total Direct Costs	0.00	0.00	0.00
7310	Transfers of Indirect Costs			0.00
7350	Transfers of Indirect Costs - Interfund			0.00
PCRA	Program Cost Report Allocations			0.00
	Total Indirect Costs and PCR Allocations	0.00	0.00	0.00
	TOTAL BEFORE OBJECT 8980	0.00	0.00	0.00
8980	Contributions from Unrestricted Revenues to Federal Resources			0.00
	TOTAL COSTS	0.00	0.00	0.00

Unaudited Actuals
Special Education Maintenance of Effort
2022-23 Actual vs. Actual Comparison Year
2022-23 Expenditures by SELPA (SE-CY)

SELPA: Oakland Unified (CL)

Object Code	Description	Oakland Unified (CL00)	Adjustments*	Total
EXPENDITURES - Paid from Local Sources				
1000-1999	Certificated Salaries			0.00
2000-2999	Classified Salaries			0.00
3000-3999	Employee Benefits			0.00
4000-4999	Books and Supplies			0.00
5000-5999	Services and Other Operating Expenditures			0.00
6000-6999	Capital Outlay (except objects 6600, 6700, 6910 & 6920)			0.00
7130	State Special Schools			0.00
7430-7439	Debt Service			0.00
	Total Direct Costs	0.00	0.00	0.00
7310	Transfers of Indirect Costs			0.00
7350	Transfers of Indirect Costs - Interfund			0.00
	Total Indirect Costs	0.00	0.00	0.00
	TOTAL BEFORE OBJECT 8980	0.00	0.00	0.00
8980	Contributions from Unrestricted Revenues to Federal Resources (from EXPENDITURES - Paid from State and Local Sources section)		0.00	0.00
8980	Contributions from Unrestricted Revenues to State Resources			0.00
	TOTAL COSTS	0.00	0.00	0.00
UNDUPLICATED PUPIL COUNT				0.00

* Attach an additional sheet with explanations of any amounts in the Adjustments column.

**REPORT
SEMB
SPECIAL
EDUCATION
MAINTENANCE OF
EFFORT—SELPA**

Unaudited Actuals
Special Education Maintenance of Effort
2023-24 Budget vs. Actual Comparison Year
2023-24 Budget by LEA (LB-B)

Object Code	Description	Special Education, Unspecified (Goal 5001)	Regionalized Services (Goal 5050)	Regionalized Program Specialist (Goal 5060)	Special Education, Infants (Goal 5710)	Special Education, Preschool Students (Goal 5730)	Spec. Education, Ages 5-22 (Goal 5760)	Adjustments*	Total	
UNDUPLICATED PUPIL COUNT									5,706.00	
TOTAL BUDGET (Funds 01, 09, & 62; resources 0000-9999)										
1000-1999	Certificated Salaries	0.00	0.00	0.00	0.00	350,431.00	46,160,379.00		46,510,810.00	
2000-2999	Classified Salaries	0.00	109,228.00	0.00	0.00	28,666.00	19,718,181.00		19,856,075.00	
3000-3999	Employee Benefits	72.00	87,070.00	13,827.00	9,698.00	276,834.00	42,945,989.00		43,333,490.00	
4000-4999	Books and Supplies	0.00	0.00	0.00	0.00	0.00	4,661,888.00		4,661,888.00	
5000-5999	Services and Other Operating Expenditures	17,242.00	0.00	0.00	0.00	0.00	35,802,759.00		35,820,001.00	
6000-6999	Capital Outlay (except objects 6600, 6700, 6910 & 6920)	0.00	0.00	0.00	0.00	0.00	25,000.00		25,000.00	
7130	State Special Schools	0.00	0.00	0.00	0.00	0.00	0.00		0.00	
7430-7439	Debt Service	0.00	0.00	0.00	0.00	0.00	0.00		0.00	
	Total Direct Costs	17,314.00	196,298.00	13,827.00	9,698.00	655,931.00	149,314,196.00	0.00	150,207,264.00	
7310	Transfers of Indirect Costs	3,931,902.00	0.00	0.00	6,176.00	6,201.00	812,529.00		4,756,808.00	
7350	Transfers of Indirect Costs - Interfund	0.00	0.00	0.00	0.00	0.00	0.00		0.00	
	Total Indirect Costs	3,931,902.00	0.00	0.00	6,176.00	6,201.00	812,529.00	0.00	4,756,808.00	
	TOTAL COSTS	3,949,216.00	196,298.00	13,827.00	15,874.00	662,132.00	150,126,725.00	0.00	154,964,072.00	
STATE AND LOCAL BUDGET (Funds 01, 09, & 62; resources 0000-2999, 3385, & 6000-9999)										
1000-1999	Certificated Salaries	0.00	0.00	0.00	0.00	350,431.00	45,987,321.00		46,337,752.00	
2000-2999	Classified Salaries	0.00	109,228.00	0.00	0.00	28,666.00	15,959,166.00		16,097,060.00	
3000-3999	Employee Benefits	0.00	87,070.00	13,827.00	9,698.00	276,834.00	39,366,658.00		39,754,087.00	
4000-4999	Books and Supplies	0.00	0.00	0.00	0.00	0.00	4,573,162.00		4,573,162.00	
5000-5999	Services and Other Operating Expenditures	0.00	0.00	0.00	0.00	0.00	35,054,660.00		35,054,660.00	
6000-6999	Capital Outlay (except objects 6600, 6700, 6910 & 6920)	0.00	0.00	0.00	0.00	0.00	25,000.00		25,000.00	
7130	State Special Schools	0.00	0.00	0.00	0.00	0.00	0.00		0.00	
7430-7439	Debt Service	0.00	0.00	0.00	0.00	0.00	0.00		0.00	
	Total Direct Costs	0.00	196,298.00	13,827.00	9,698.00	655,931.00	140,965,967.00	0.00	141,841,721.00	
7310	Transfers of Indirect Costs	3,931,367.00	0.00	0.00	6,176.00	0.00	560,128.00		4,497,671.00	
7350	Transfers of Indirect Costs - Interfund	0.00	0.00	0.00	0.00	0.00	0.00		0.00	
	Total Indirect Costs	3,931,367.00	0.00	0.00	6,176.00	0.00	560,128.00	0.00	4,497,671.00	
	TOTAL BEFORE OBJECT 8980	3,931,367.00	196,298.00	13,827.00	15,874.00	655,931.00	141,526,095.00	0.00	146,339,392.00	
8980	Contributions from Unrestricted Revenues to Federal Resources (Resources 3310-3400, except 3385, all goals; resources 3000-3178 & 3410-5810, goals 5000-5999)									0.00
	TOTAL COSTS									146,339,392.00
LOCAL BUDGET (Funds 01, 09, & 62; resources 0000-1999 & 8000-9999)										

Unaudited Actuals
Special Education Maintenance of Effort
2023-24 Budget vs. Actual Comparison Year
2023-24 Budget by LEA (LB-B)

Object Code	Description	Special Education, Unspecified (Goal 5001)	Regionalized Services (Goal 5050)	Regionalized Program Specialist (Goal 5060)	Special Education, Infants (Goal 5710)	Special Education, Preschool Students (Goal 5730)	Spec. Education, Ages 5-22 (Goal 5760)	Adjustments*	Total	
1000-1999	Certificated Salaries	0.00	0.00	0.00	0.00	0.00	1,288,193.00		1,288,193.00	
2000-2999	Classified Salaries	0.00	109,228.00	0.00	0.00	0.00	0.00		109,228.00	
3000-3999	Employee Benefits	0.00	81,350.00	0.00	0.00	0.00	746,182.00		827,532.00	
4000-4999	Books and Supplies	0.00	0.00	0.00	0.00	0.00	522,829.00		522,829.00	
5000-5999	Services and Other Operating Expenditures	0.00	0.00	0.00	0.00	0.00	1,852,360.00		1,852,360.00	
6000-6999	Capital Outlay (except objects 6600, 6700, 6910 & 6920)	0.00	0.00	0.00	0.00	0.00	0.00		0.00	
7130	State Special Schools	0.00	0.00	0.00	0.00	0.00	0.00		0.00	
7430-7439	Debt Service	0.00	0.00	0.00	0.00	0.00	0.00		0.00	
	Total Direct Costs	0.00	190,578.00	0.00	0.00	0.00	4,409,564.00	0.00	4,600,142.00	
7310	Transfers of Indirect Costs	0.00	0.00	0.00	0.00	0.00	0.00		0.00	
7350	Transfers of Indirect Costs - Interfund	0.00	0.00	0.00	0.00	0.00	0.00		0.00	
	Total Indirect Costs	0.00	0.00	0.00	0.00	0.00	0.00	0.00	0.00	
	TOTAL BEFORE OBJECT 8980	0.00	190,578.00	0.00	0.00	0.00	4,409,564.00	0.00	4,600,142.00	
8980	Contributions from Unrestricted Revenues to Federal Resources (from State and Local Budget section)									0.00
8980	Contributions from Unrestricted Revenues to State Resources (Resources 3385, 6500-6540, & 7240, all goals; resources 2000-2999 & 6010-7810, except 6500-6540, & 7240, goals 5000-5999)									97,450,594.00
	TOTAL COSTS									102,050,736.00

* Attach an additional sheet with explanations of any amounts in the Adjustments column.

Unaudited Actuals
Special Education Maintenance of Effort
2023-24 Budget vs. Actual Comparison Year
2022-23 Expenditures by LEA (LE-B)

Object Code	Description	Special Education, Unspecified (Goal 5001)	Regionalized Services (Goal 5050)	Regionalized Program Specialist (Goal 5060)	Special Education, Infants (Goal 5710)	Special Education, Preschool Students (Goal 5730)	Spec. Education, Ages 5-22 (Goal 5760)	Spec. Education, Ages 5-22 Nonseverely Disabled (Goal 5770)	Adjustments*	Total
	UNDUPLICATED PUPIL COUNT									5,706.00
	TOTAL EXPENDITURES (Funds 01, 09, & 62; resources 0000-9999)									
1000-1999	Certificated Salaries	0.00	0.00	0.00	46,866.22	0.00	43,898,086.10	0.00		43,944,952.32
2000-2999	Classified Salaries	101,249.61	115,351.92	0.00	3,906.06	74,254.22	20,222,274.99	0.00		20,517,036.80
3000-3999	Employee Benefits	41,251.78	76,509.06	0.00	33,091.10	8,230.77	37,586,872.77	0.00		37,745,955.48
4000-4999	Books and Supplies	0.00	0.00	0.00	0.00	0.00	1,521,381.44	0.00		1,521,381.44
5000-5999	Services and Other Operating Expenditures	14,532.53	0.00	0.00	0.00	0.00	36,154,062.31	0.00		36,168,594.84
6000-6999	Capital Outlay (except objects 6600, 6700, 6910 & 6920)	0.00	0.00	0.00	0.00	0.00	7,092.43	0.00		7,092.43
7130	State Special Schools	59,043.00	0.00	0.00	0.00	0.00	0.00	0.00		59,043.00
7430-7439	Debt Service	0.00	0.00	0.00	0.00	0.00	0.00	0.00		0.00
	Total Direct Costs	216,076.92	191,860.98	0.00	83,863.38	82,484.99	139,389,770.04	0.00	0.00	139,964,056.31
7310	Transfers of Indirect Costs	2,954,558.59	0.00	0.00	5,361.33	5,362.12	519,163.86	0.00		3,484,445.90
7350	Transfers of Indirect Costs - Interfund	0.00	0.00	0.00	0.00	0.00	0.00	0.00		0.00
PCRA	Program Cost Report Allocations (non-add)	7,361,178.47								7,361,178.47
	Total Indirect Costs	2,954,558.59	0.00	0.00	5,361.33	5,362.12	519,163.86	0.00	0.00	3,484,445.90
	TOTAL COSTS	3,170,635.51	191,860.98	0.00	89,224.71	87,847.11	139,908,933.90	0.00	0.00	143,448,502.21
	FEDERAL EXPENDITURES (Funds 01, 09, and 62; resources 3000-5999, except 3385)									
1000-1999	Certificated Salaries	0.00	0.00	0.00	1,000.00	0.00	1,634,737.27	0.00		1,635,737.27
2000-2999	Classified Salaries	0.00	0.00	0.00	3,906.06	74,234.52	5,434,934.96	0.00		5,513,075.54
3000-3999	Employee Benefits	0.00	0.00	0.00	596.46	8,421.04	4,065,099.69	0.00		4,074,117.19
4000-4999	Books and Supplies	0.00	0.00	0.00	0.00	0.00	0.00	0.00		0.00
5000-5999	Services and Other Operating Expenditures	14,532.53	0.00	0.00	0.00	0.00	899,117.65	0.00		913,650.18
6000-6999	Capital Outlay (except objects 6600, 6700, 6910 & 6920)	0.00	0.00	0.00	0.00	0.00	0.00	0.00		0.00
7130	State Special Schools	0.00	0.00	0.00	0.00	0.00	0.00	0.00		0.00
7430-7439	Debt Service	0.00	0.00	0.00	0.00	0.00	0.00	0.00		0.00
	Total Direct Costs	14,532.53	0.00	0.00	5,502.52	82,655.56	12,033,889.57	0.00	0.00	12,136,580.18
7310	Transfers of Indirect Costs	389.47	0.00	0.00	0.00	5,362.12	266,480.13	0.00		272,231.72
7350	Transfers of Indirect Costs - Interfund	0.00	0.00	0.00	0.00	0.00	0.00	0.00		0.00
	Total Indirect Costs	389.47	0.00	0.00	0.00	5,362.12	266,480.13	0.00	0.00	272,231.72
	TOTAL BEFORE OBJECT 8980	14,922.00	0.00	0.00	5,502.52	88,017.68	12,300,369.70	0.00	0.00	12,408,811.90
8980	Less: Contributions from Unrestricted Revenues to Federal Resources (Resources 3310-3400, except 3385, all goals; resources 3000-3178 & 3410-5810, goals 5000-5999)									0.00
	TOTAL COSTS									12,408,811.90

Unaudited Actuals
Special Education Maintenance of Effort
2023-24 Budget vs. Actual Comparison Year
2022-23 Expenditures by LEA (LE-B)

Object Code	Description	Special Education, Unspecified (Goal 5001)	Regionalized Services (Goal 5050)	Regionalized Program Specialist (Goal 5060)	Special Education, Infants (Goal 5710)	Special Education, Preschool Students (Goal 5730)	Spec. Education, Ages 5-22 (Goal 5760)	Spec. Education, Ages 5-22 Nonseverely Disabled (Goal 5770)	Adjustments*	Total
STATE AND LOCAL EXPENDITURES (Funds 01, 09, & 62; resources 0000-2999, 3385, & 6000-9999)										
1000-1999	Certificated Salaries	0.00	0.00	0.00	45,866.22	0.00	42,263,348.83	0.00		42,309,215.05
2000-2999	Classified Salaries	101,249.61	115,351.92	0.00	0.00	19.70	14,787,340.03	0.00		15,003,961.26
3000-3999	Employee Benefits	41,251.78	76,509.06	0.00	32,494.64	(190.27)	33,521,773.08	0.00		33,671,838.29
4000-4999	Books and Supplies	0.00	0.00	0.00	0.00	0.00	1,521,381.44	0.00		1,521,381.44
5000-5999	Services and Other Operating Expenditures	0.00	0.00	0.00	0.00	0.00	35,254,944.66	0.00		35,254,944.66
6000-6999	Capital Outlay (except objects 6600, 6700, 6910 & 6920)	0.00	0.00	0.00	0.00	0.00	7,092.43	0.00		7,092.43
7130	State Special Schools	59,043.00	0.00	0.00	0.00	0.00	0.00	0.00		59,043.00
7430-7439	Debt Service	0.00	0.00	0.00	0.00	0.00	0.00	0.00		0.00
	Total Direct Costs	201,544.39	191,860.98	0.00	78,360.86	(170.57)	127,355,880.47	0.00	0.00	127,827,476.13
7310	Transfers of Indirect Costs	2,954,169.12	0.00	0.00	5,361.33	0.00	252,683.73	0.00		3,212,214.18
7350	Transfers of Indirect Costs - Interfund	0.00	0.00	0.00	0.00	0.00	0.00	0.00		0.00
PCRA	Program Cost Report Allocations (non-add)	7,361,178.47								7,361,178.47
	Total Indirect Costs	2,954,169.12	0.00	0.00	5,361.33	0.00	252,683.73	0.00	0.00	3,212,214.18
	TOTAL BEFORE OBJECT 8980	3,155,713.51	191,860.98	0.00	83,722.19	(170.57)	127,608,564.20	0.00	0.00	131,039,690.31
8980	Contributions from Unrestricted Revenues to Federal Resources (from Federal Expenditures section)									0.00
	TOTAL COSTS									131,039,690.31
LOCAL EXPENDITURES (Funds 01, 09, & 62; resources 0000-1999 & 8000-9999)										
1000-1999	Certificated Salaries	0.00	0.00	0.00	0.00	0.00	1,987,332.48	0.00		1,987,332.48
2000-2999	Classified Salaries	0.00	115,351.92	0.00	0.00	0.00	0.00	0.00		115,351.92
3000-3999	Employee Benefits	0.00	76,509.06	0.00	0.00	0.00	1,028,463.01	0.00		1,104,972.07
4000-4999	Books and Supplies	0.00	0.00	0.00	0.00	0.00	117,507.56	0.00		117,507.56
5000-5999	Services and Other Operating Expenditures	0.00	0.00	0.00	0.00	0.00	1,167,477.53	0.00		1,167,477.53
6000-6999	Capital Outlay (except objects 6600, 6700, 6910 & 6920)	0.00	0.00	0.00	0.00	0.00	0.00	0.00		0.00
7130	State Special Schools	59,043.00	0.00	0.00	0.00	0.00	0.00	0.00		59,043.00
7430-7439	Debt Service	0.00	0.00	0.00	0.00	0.00	0.00	0.00		0.00
	Total Direct Costs	59,043.00	191,860.98	0.00	0.00	0.00	4,300,780.58	0.00	0.00	4,551,684.56
7310	Transfers of Indirect Costs	0.00	0.00	0.00	0.00	0.00	0.00	0.00		0.00
7350	Transfers of Indirect Costs - Interfund	0.00	0.00	0.00	0.00	0.00	0.00	0.00		0.00
	Total Indirect Costs	0.00	0.00	0.00	0.00	0.00	0.00	0.00	0.00	0.00
	TOTAL BEFORE OBJECT 8980	59,043.00	191,860.98	0.00	0.00	0.00	4,300,780.58	0.00	0.00	4,551,684.56

Unaudited Actuals
Special Education Maintenance of Effort
2023-24 Budget vs. Actual Comparison Year
2022-23 Expenditures by LEA (LE-B)

Object Code	Description	Special Education, Unspecified (Goal 5001)	Regionalized Services (Goal 5050)	Regionalized Program Specialist (Goal 5060)	Special Education, Infants (Goal 5710)	Special Education, Preschool Students (Goal 5730)	Spec. Education, Ages 5-22 (Goal 5760)	Spec. Education, Ages 5-22 Nonseverely Disabled (Goal 5770)	Adjustments*	Total
8980	Contributions from Unrestricted Revenues to Federal Resources (from Federal Expenditures section)									0.00
8980	Contributions from Unrestricted Revenues to State Resources (Resources 3385, 6500, 6510, & 7240, all goals; resources 2000-2999 & 6010-7810, except 6500, 6510, & 7240, goals 5000-5999)									82,150,145.51
	TOTAL COSTS									86,701,830.07

* Attach an additional sheet with explanations of any amounts in the Adjustments column.

Unaudited Actuals
Special Education Maintenance of Effort
2023-24 Budget vs. Actual Comparison Year
LEA Maintenance of Effort Calculation (LMC-B)

SELPA: **Oakland Unified (CL)**

Up to 50% of the increase in IDEA Part B Section 611 funding in current year compared with prior year may be used to reduce the required level of state and local expenditures. This option is available only if the LEA used or will use the freed up funds for activities authorized under the Elementary and Secondary Education Act (ESEA) of 1965. Also, the amount of Part B funds used for early intervening services (34 CFR 300.226(a)) will count toward the maximum amount by which the LEA may reduce its MOE requirement under this exception [P.L. 108-446].

	<u>State and Local</u>	<u>Local Only</u>
Current year funding (IDEA Section 611 Local Assistance Grant Award - Resource 3310)		
Less: Prior year's funding (IDEA Section 611 Local Assistance Grant Award - Resource 3310)		
Increase in funding (if difference is positive)	0.00	
Maximum available for MOE reduction (50% of increase in funding)	0.00 (a)	
Current year funding (IDEA Section 619 - Resource 3315)		
Maximum available for early intervening services (EIS) (15% of current year funding - Resources 3310 and 3315)	0.00 (b)	

If (b) is greater than (a).

Enter portion to set aside for EIS (cannot exceed line (b), Maximum available for EIS)		(c)
Available for MOE reduction. (line (a) minus line (c), zero if negative)	0.00	(d)
Enter portion used to reduce MOE requirement (cannot exceed line (d), Available for MOE reduction).		

If (b) is less than (a).

Enter portion used to reduce MOE requirement (first column cannot exceed line (a), Maximum available for MOE reduction, second and third columns cannot exceed (e), Portion used to reduce MOE requirement).		(e)
Available to set aside for EIS (line (b) minus line (e), zero if negative)	0.00	(f)

Note: If your LEA exercises the authority under 34 CFR 300.205(a) to reduce the MOE requirement, the LEA must list the activities (which are authorized under the ESEA) paid with the freed up funds:

Unaudited Actuals
Special Education Maintenance of Effort
2023-24 Budget vs. Actual Comparison Year
LEA Maintenance of Effort Calculation (LMC-B)

SELPA: **Oakland Unified (CL)**

SECTION 3

	Column A	Column B	Column C
	Budgeted Amounts (LB-B Worksheet) FY 2023-24	Actual Expenditures Comparison Year FY 2022-23	Difference (A - B)
A. COMBINED STATE AND LOCAL EXPENDITURES METHOD			
1. Under "Comparison Year," enter the most recent year in which MOE compliance was met using the actual v.s. actual method based on state and local expenditures.			
a. Total special education expenditures	154,964,072.00		
b. Less: Expenditures paid from federal sources	8,624,680.00		
c. Expenditures paid from state and local sources	146,339,392.00	131,039,690.31	
Add/Less: Adjustments and/or PCRA required for MOE calculation			
Comparison year's expenditures, adjusted for MOE calculation		131,039,690.31	
Less: Exempt reduction(s) from SECTION 1		0.00	
Less: 50% reduction from SECTION 2		0.00	
Net expenditures paid from state and local sources	146,339,392.00	131,039,690.31	15,299,701.69
If the difference in Column C for the Section 3.A.1 is positive or zero, the MOE Eligibility requirement is met based on the combination of state and local expenditures.			
	Budgeted Amounts FY 2023-24	Comparison Year FY 2022-23	Difference
2. Under "Comparison Year," enter the most recent year in which MOE compliance was met using the actual v.s. actual method based on the per capita state and local expenditures.			
a. Total special education expenditures	154,964,072.00		
b. Less: Expenditures paid from federal sources	8,624,680.00		
c. Expenditures paid from state and local sources	146,339,392.00	131,039,690.31	
Add/Less: Adjustments and/or PCRA required for MOE calculation			
Comparison year's expenditures, adjusted for MOE calculation		131,039,690.31	
Less: Exempt reduction(s) from SECTION 1		0.00	
Less: 50% reduction from SECTION 2		0.00	
Net expenditures paid from state and local sources	146,339,392.00	131,039,690.31	
d. Special education unduplicated pupil count	5,706.00	5,706.00	
e. Per capita state and local expenditures (A2c/A2d)	25,646.58	22,965.25	2,681.34
If the difference in Column C for the Section 3.A.2 is positive or zero, the MOE eligibility requirement is met based on the per capita state and local expenditures.			

Unaudited Actuals
Special Education Maintenance of Effort
2023-24 Budget vs. Actual Comparison Year
LEA Maintenance of Effort Calculation (LMC-B)

SELPA: Oakland Unified (CL)

B. LOCAL EXPENDITURES ONLY METHOD

	Budget	Comparison Year	Difference
	FY 2023-24	FY 2022-23	
1. Under "Comparison Year," enter the most recent year in which MOE compliance was met using the actual v.s. actual method based on local expenditures only.			
a. Expenditures paid from local sources	102,050,736.00	86,701,830.07	
Add/Less: Adjustments required for MOE calculation			
Comparison year's expenditures, adjusted for MOE calculation		86,701,830.07	
Less: Exempt reduction(s) from SECTION 1		0.00	
Less: 50% reduction from SECTION 2		0.00	
Net expenditures paid from local sources	102,050,736.00	86,701,830.07	15,348,905.93
If the difference in Column C for the Section 3.B.1 is positive or zero, the MOE eligibility requirement is met based on the local expenditures only.			

	Budget	Comparison Year	Difference
	FY 2023-24	FY 2022-23	
2. Under "Comparison Year," enter the most recent year in which MOE compliance was met using the actual v.s. actual method based on per capita local expenditures			
a. Expenditures paid from local sources	102,050,736.00	86,701,830.07	
Add/Less: Adjustments required for MOE calculation			
Comparison year's expenditures, adjusted for MOE calculation		86,701,830.07	
Less: Exempt reduction(s) from SECTION 1		0.00	
Less: 50% reduction from SECTION 2		0.00	
Net expenditures paid from local sources	102,050,736.00	86,701,830.07	
b. Special education unduplicated pupil count	5,706.00	5,706.00	
c. Per capita local expenditures (B2a/B2b)	17,884.81	15,194.85	2,689.96
If the difference in Column C for the Section 3.B.2 is positive or zero, the MOE eligibility requirement is met based on the per capita local expenditures only.			

Amounts must be entered in Column B for both sections 3.A and 3.B; if no costs, enter 0.

DeCarlos Kaigler

Contact Name
Chief Financial Officer

Title

(408) 307-7548

Telephone Number
decarlos.kaigler@ousd.org

Email Address

Unaudited Actuals
Special Education Maintenance of Effort
2023-24 Budget vs. Actual Comparison Year
2023-24 Budget by SELPA (SB-B)

SELPA: Oakland Unified (CL)

Object Code	Description	Oakland Unified (CL00)	Adjustments*	Total
TOTAL BUDGET - All Sources				
1000-1999	Certificated Salaries			0.00
2000-2999	Classified Salaries			0.00
3000-3999	Employee Benefits			0.00
4000-4999	Books and Supplies			0.00
5000-5999	Services and Other Operating Expenditures			0.00
6000-6999	Capital Outlay (except objects 6600, 6700, 6910 & 6920)			0.00
7130	State Special Schools			0.00
7430-7439	Debt Service			0.00
	Total Direct Costs	0.00	0.00	0.00
7310	Transfers of Indirect Costs			0.00
7350	Transfers of Indirect Costs - Interfund			0.00
	Total Indirect Costs	0.00	0.00	0.00
	TOTAL COSTS	0.00	0.00	0.00
BUDGET - State and Local Sources				
1000-1999	Certificated Salaries			0.00
2000-2999	Classified Salaries			0.00
3000-3999	Employee Benefits			0.00
4000-4999	Books and Supplies			0.00
5000-5999	Services and Other Operating Expenditures			0.00
6000-6999	Capital Outlay (except objects 6600, 6700, 6910 & 6920)			0.00
7130	State Special Schools			0.00
7430-7439	Debt Service			0.00
	Total Direct Costs	0.00	0.00	0.00
7310	Transfers of Indirect Costs			0.00
7350	Transfers of Indirect Costs - Interfund			0.00
	Total Indirect Costs	0.00	0.00	0.00
	TOTAL BEFORE OBJECT 8980	0.00	0.00	0.00
8980	Contributions from Unrestricted Revenues to Federal Resources			0.00
	TOTAL COSTS	0.00	0.00	0.00
BUDGET - Local Sources				
1000-1999	Certificated Salaries			0.00

Unaudited Actuals
Special Education Maintenance of Effort
2023-24 Budget vs. Actual Comparison Year
2023-24 Budget by SELPA (SB-B)

SELPA: Oakland Unified (CL)

Object Code	Description	Oakland Unified (CL00)	Adjustments*	Total
2000-2999	Classified Salaries			0.00
3000-3999	Employee Benefits			0.00
4000-4999	Books and Supplies			0.00
5000-5999	Services and Other Operating Expenditures			0.00
6000-6999	Capital Outlay (except objects 6600, 6700, 6910 & 6920)			0.00
7130	State Special Schools			0.00
7430-7439	Debt Service			0.00
	Total Direct Costs	0.00	0.00	0.00
7310	Transfers of Indirect Costs			0.00
7350	Transfers of Indirect Costs - Interfund			0.00
	Total Indirect Costs	0.00	0.00	0.00
	TOTAL BEFORE OBJECT 8980	0.00	0.00	0.00
8980	Contributions from Unrestricted Revenues to Federal Resources (from BUDGET - State and Local Sources section)			0.00
8980	Contributions from Unrestricted Revenues to State Resources			0.00
	TOTAL COSTS	0.00	0.00	0.00
UNDUPLICATED PUPIL COUNT				0.00

* Attach an additional sheet with explanations of any amounts in the Adjustments column.

**TECHNICAL REVIEW
CHECKLIST WITH
NO FATAL ERRORS**

Unaudited Actuals

Budget 2023-24

Technical Review Checks

Phase - All

Display - All Technical Checks

Oakland Unified

Alameda County

Following is a chart of the various types of technical review checks and related requirements:

F - Fatal (Data must be corrected; an explanation is not allowed)

W/WC - Warning/Warning with Calculation (If data are not correct, correct the data; if data are correct an explanation is required)

O - Informational (If data are not correct, correct the data; if data are correct an explanation is optional, but encouraged)

IMPORT CHECKS

CHECKFUNCTION - (**Fatal**) - All FUNCTION codes must be valid. **Passed**

CHECKFUND - (**Fatal**) - All FUND codes must be valid. **Passed**

CHECKGOAL - (**Fatal**) - All GOAL codes must be valid. **Passed**

CHECKOBJECT - (**Fatal**) - All OBJECT codes must be valid. **Passed**

CHECKRESOURCE - (**Warning**) - All RESOURCE codes must be valid. **Passed**

CHK-FDXRS7690xOB8590 - (**Fatal**) - Funds 19, 57, 63, 66, 67, and 73 with Object 8590, All Other State Revenue, must be used in combination with Resource 7690, STRS-On Behalf Pension Contributions. **Passed**

CHK-FUNCTIONxOBJECT - (**Fatal**) - All FUNCTION and OBJECT account code combinations must be valid. **Passed**

CHK-FUNDxFUNCTION-A - (**Warning**) - All FUND (funds 01 through 12, 19, 57, 62, and 73) and FUNCTION account code combinations should be valid. **Passed**

CHK-FUNDxFUNCTION-B - (**Fatal**) - All FUND (all funds except for 01 through 12, 19, 57, 62, and 73) and FUNCTION account code combinations must be valid. **Passed**

CHK-FUNDxGOAL - (**Warning**) - All FUND and GOAL account code combinations should be valid. **Passed**

CHK-FUNDxOBJECT - (**Fatal**) - All FUND and OBJECT account code combinations must be valid. **Passed**

CHK-FUNDxRESOURCE - (**Warning**) - All FUND and RESOURCE account code combinations should be valid. **Passed**

CHK-GOALxFUNCTION-A - (**Fatal**) - Goal and Function account code combinations (all goals with expenditure objects 1000-7999 in functions 1000-1999 and 4000-5999) must be valid. NOTE: Functions not included in the GOALxFUNCTION table (0000, 2000-3999, 6000-6999, 7100-7199, 7210, 8000-8999) are not checked and will pass the TRC. **Passed**

CHK-GOALxFUNCTION-B - (**Fatal**) - General administration costs (functions 7200-7999, except 7210) must be direct-charged to an Undistributed, Nonagency, or County Services to Districts goal (Goal 0000, 7100-7199, or 8600-8699). **Passed**

CHK-RES6500XOBJ8091 - (Fatal) - There is no activity in Resource 6500 (Special Education) with Object 8091 (LCFF Transfers-Current Year) or 8099 (LCFF/Revenue Limit Transfers-Prior Years). **Passed**

CHK-RESOURCExOBJECTA - (Warning) - All RESOURCE and OBJECT (objects 8000 through 9999, except for 9791, 9793, and 9795) account code combinations should be valid. **Passed**

CHK-RESOURCExOBJECTB - (Informational) - All RESOURCE and OBJECT(objects 9791, 9793, and 9795) account code combinations should be valid. **Passed**

CHK-RS-LOCAL-DEFINED - (Fatal) - All locally defined resource codes must roll up to a CDE defined resource code. **Passed**

SPECIAL-ED-GOAL - (Fatal) - Special Education revenue and expenditure transactions (resources 3300-3405, and 6500-6540, objects 1000-8999) must be coded to a Special Education 5000 goal or to Goal 7110, Nonagency-Educational. This technical review check excludes Early Intervening Services resources 3307, 3309, 3312, 3318, and 3332. **Passed**

GENERAL LEDGER CHECKS

CEFB-POSITIVE - (Fatal) - Components of Ending Fund Balance/Net Position (objects 9700-9789, 9796, and 9797) must be positive individually by resource, by fund. **Passed**

CONTRIB-RESTR-REV - (Fatal) - Contributions from Restricted Revenues (Object 8990) must net to zero by fund. **Passed**

CONTRIB-UNREST-REV - (Fatal) - Contributions from Unrestricted Revenues (Object 8980) must net to zero by fund. **Passed**

EFB-POSITIVE - (Warning) - All ending fund balances (Object 979Z) should be positive by resource, by fund. **Passed**

EPA-CONTRIB - (Fatal) - There should be no contributions (objects 8980-8999) to the Education Protection Account (Resource 1400). **Passed**

EXCESS-ASSIGN-REU - (Fatal) - Amounts reported in Other Assignments (Object 9780) and/or Reserve for Economic Uncertainties (REU) (Object 9789) should not create a negative amount in Unassigned/Unappropriated (Object 9790) by fund and resource (for all funds except funds 61 through 95). **Passed**

EXP-POSITIVE - (Warning) - The following expenditure functions have a negative balance by resource, by fund. (NOTE: Functions, including CDE-defined optional functions, are checked individually, except functions 7200-7600 are combined.) **Exception**

FUND	RESOURCE	FUNCTION	VALUE
01	3310	1110	(\$957,699.00)

Explanation: The resource will be corrected when contributions from other 33XX resources are booked to cover the negative amount. This will be revised at First Interim.

INTERFD-DIR-COST - (Fatal) - Transfers of Direct Costs - Interfund (Object 5750) must net to zero for all funds. **Passed**

INTERFD-IN-OUT - (Fatal) - Interfund Transfers In (objects 8910-8929) must equal Interfund Transfers Out (objects 7610-7629). **Passed**

INTERFD-INDIRECT - (Fatal) - Transfers of Indirect Costs - Interfund (Object 7350) must net to zero for all funds. **Passed**

INTERFD-INDIRECT-FN - (Fatal) - Transfers of Indirect Costs - Interfund (Object 7350) must net to zero by function. **Passed**

INTRAFD-DIR-COST - (Fatal) - Transfers of Direct Costs (Object 5710) must net to zero by fund.	<u>Passed</u>
INTRAFD-INDIRECT - (Fatal) - Transfers of Indirect Costs (Object 7310) must net to zero by fund.	<u>Passed</u>
INTRAFD-INDIRECT-FN - (Fatal) - Transfers of Indirect Costs (Object 7310) must net to zero by function.	<u>Passed</u>
LCFF-TRANSFER - (Fatal) - LCFF Transfers (objects 8091 and 8099) must net to zero, individually.	<u>Passed</u>
LOTTERY-CONTRIB - (Fatal) - There should be no contributions (objects 8980-8999) to the lottery (resources 1100 and 6300) or from the Lottery: Instructional Materials (Resource 6300).	<u>Passed</u>
OBJ-POSITIVE - (Warning) - All applicable objects should have a positive balance by resource, by fund.	<u>Passed</u>
PASS-THRU-REV=EXP - (Warning) - Pass-through revenues from all sources (objects 8287, 8587, and 8697) should equal transfers of pass-through revenues to other agencies (objects 7211 through 7213, plus 7299 for Resource 3327), by fund and resource.	<u>Passed</u>
REV-POSITIVE - (Warning) - Revenue amounts exclusive of contributions (objects 8000-8979) should be positive by resource, by fund.	<u>Passed</u>
RS-NET-POSITION-ZERO - (Fatal) - Restricted Net Position (Object 9797), in unrestricted resources, must be zero, by resource, in funds 61 through 95.	<u>Passed</u>
SE-PASS-THRU-REVENUE - (Warning) - Transfers of special education pass-through revenues are not reported in the general fund for the Administrative Unit of a Special Education Local Plan Area.	<u>Passed</u>
UNASSIGNED-NEGATIVE - (Fatal) - Unassigned/Unappropriated balance (Object 9790) must be zero or negative, by resource, in all funds except the general fund and funds 61 through 95.	<u>Passed</u>
UNR-NET-POSITION-NEG - (Fatal) - Unrestricted Net Position (Object 9790), in restricted resources, must be zero or negative, by resource, in funds 61 through 95.	<u>Passed</u>
<u>EXPORT VALIDATION CHECKS</u>	
ADA-PROVIDE - (Fatal) - Average Daily Attendance data (Form A) must be provided.	<u>Passed</u>
CHK-DEPENDENCY - (Fatal) - If data has changed that affect other forms, the affected forms must be opened and saved.	<u>Passed</u>
CHK-EXTRACTED-DATA-SOURCE - (Warning) - All forms that extract data from a prior reporting period use the same source extraction submission	<u>Passed</u>
CHK-UNBALANCED-A - (Warning) - Unbalanced and/or incomplete data in any of the forms should be corrected before an official export is completed.	<u>Passed</u>
CHK-UNBALANCED-B - (Fatal) - Unbalanced and/or incomplete data in any of the forms must be corrected before an official export is completed.	<u>Passed</u>
FORM01-PROVIDE - (Fatal) - Form 01 (Form 01I) must be opened and saved.	<u>Passed</u>
VERSION-CHECK - (Warning) - All versions are current.	<u>Passed</u>

**TECHNICAL REVIEW
CHECKS
UNAUDITED
ACTUALS**

Unaudited Actuals
Unaudited Actuals 2022-23
Technical Review Checks
Phase - All
Display - All Technical Checks

Oakland Unified

Alameda County

Following is a chart of the various types of technical review checks and related requirements:

F - Fatal (Data must be corrected; an explanation is not allowed)

W/WC - Warning/Warning with Calculation (If data are not correct, correct the data; if data are correct an explanation is required)

O - Informational (If data are not correct, correct the data; if data are correct an explanation is optional, but encouraged)

IMPORT CHECKS

BALANCE-FDxRS - (Fatal) - Adjusted Beginning Fund Balance plus Revenues minus Expenditures minus Assets minus Deferred Outflows of Resources plus Liabilities plus Deferred Inflows of Resources, must total zero by fund and resource, except for agency funds 76 and 95. **Passed**

BALANCE-FDxRS-AGENCY - (Fatal) - Assets (objects 9100-9489) minus Liabilities (objects 9500-9689) must total zero by fund and resource for agency funds 76 and 95. **Passed**

CHECKFUNCTION - (Fatal) - All FUNCTION codes must be valid. **Passed**

CHECKFUND - (Fatal) - All FUND codes must be valid. **Passed**

CHECKGOAL - (Fatal) - All GOAL codes must be valid. **Passed**

CHECKOBJECT - (Fatal) - All OBJECT codes must be valid. **Passed**

CHECKRESOURCE - (Warning) - All RESOURCE codes must be valid. **Passed**

CHK-FDXRS7690xOB8590 - (Fatal) - Funds 19, 57, 63, 66, 67, and 73 with Object 8590, All Other State Revenue, must be used in combination with Resource 7690, STRS-On Behalf Pension Contributions. **Passed**

CHK-FUNCTIONxOBJECT - (Fatal) - All FUNCTION and OBJECT account code combinations must be valid. **Passed**

CHK-FUNDxFUNCTION-A - (Warning) - All FUND (funds 01 through 12, 19, 57, 62, and 73) and FUNCTION account code combinations should be valid. **Passed**

CHK-FUNDxFUNCTION-B - (Fatal) - All FUND (all funds except for 01 through 12, 19, 57, 62, and 73) and FUNCTION account code combinations must be valid. **Passed**

CHK-FUNDxGOAL - (Warning) - All FUND and GOAL account code combinations should be valid. **Passed**

CHK-FUNDxOBJECT - (Fatal) - All FUND and OBJECT account code combinations must be valid. **Passed**

CHK-FUNDxRESOURCE - (Warning) - All FUND and RESOURCE account code combinations should be valid. **Passed**

CHK-GOALxFUNCTION-A - (Fatal) - Goal and Function account code combinations (all goals with expenditure objects 1000-7999 in functions 1000-1999 and 4000-5999) must be valid. NOTE: Functions not included in the GOALxFUNCTION table (0000, 2000-3999, 6000-6999, 7100-7199, 7210, 8000-8999) are not checked and will pass the TRC. **Passed**

CHK-GOALxFUNCTION-B - (Fatal) - General administration costs (functions 7200-7999, except 7210) must be direct-charged to an Undistributed, Nonagency, or County Services to Districts goal (Goal 0000, 7100-7199, or 8600-8699). **Passed**

CHK-RES6500XOBJ8091 - (Fatal) - There is no activity in Resource 6500 (Special Education) with Object 8091 (LCFF Transfers-Current Year) or 8099 (LCFF/Revenue Limit Transfers-Prior Years). **Passed**

CHK-RESOURCExOBJECTA - (Warning) - All RESOURCE and OBJECT (objects 8000 through 9999, except for 9791, 9793, and 9795) account code combinations should be valid. **Passed**

CHK-RESOURCExOBJECTB - (Informational) - All RESOURCE and OBJECT(objects 9791, 9793, and 9795) account code combinations should be valid. **Passed**

CHK-RS-LOCAL-DEFINED - (Fatal) - All locally defined resource codes must roll up to a CDE defined resource code. **Passed**

PY-EFB=CY-BFB - (Fatal) - Prior year ending fund balance (preloaded from last year's unaudited actuals submission) must equal current year beginning fund balance (Object 9791). **Passed**

PY-EFB=CY-BFB-RES - (Fatal) - Prior year ending balance (preloaded from last year's unaudited actuals submission) must equal current year beginning balance (Object 9791), by fund and resource. **Passed**

SPECIAL-ED-GOAL - (Fatal) - Special Education revenue and expenditure transactions (resources 3300-3405, and 6500-6540, objects 1000-8999) must be coded to a Special Education 5000 goal or to Goal 7110, Nonagency-Educational. This technical review check excludes Early Intervening Services resources 3307, 3309, 3312, 3318, and 3332. **Passed**

GENERAL LEDGER CHECKS

AR-AP-POSITIVE - (Fatal) - Accounts Receivable (Object 9200), Due from Other Funds (Object 9310), Accounts Payable (Object 9500), and Due to Other Funds (Object 9610) should have a positive balance by resource, by fund. **Passed**

CEFB-POSITIVE - (Fatal) - Components of Ending Fund Balance/Net Position (objects 9700-9789, 9796, and 9797) must be positive individually by resource, by fund. **Passed**

CEFB=FD-EQUITY - (Fatal) - Components of Ending Fund Balance/Net Position (objects 9710-9790, 9796, and 9797) must agree with Fund Equity (Assets [objects 9100-9489] plus Deferred Outflows of Resources [objects 9490-9499] minus Liabilities [objects 9500-9689] minus Deferred Inflows of Resources [objects 9690-9699]). **Passed**

CONSOLIDATED-ADM-BAL - (Fatal) - Net expenditures and assets minus liabilities must equal zero for Resource 3155, ESEA (ESSA): Consolidated Administrative Funds. **Passed**

CONTRIB-RESTR-REV - (Fatal) - Contributions from Restricted Revenues (Object 8990) must net to zero by fund. **Passed**

CONTRIB-UNREST-REV - (Fatal) - Contributions from Unrestricted Revenues (Object 8980) must net to zero by fund. **Passed**

DUE-FROM=DUE-TO - (Fatal) - Due from Other Funds (Object 9310) must equal Due to Other Funds (Object 9610). **Passed**

EFB-POSITIVE - (Warning) - All ending fund balances (Object 979Z) should be positive by resource, by fund. **Passed**

EPA-CONTRIB - (Fatal) - There should be no contributions (objects 8980-8999) to the Education Protection Account (Resource 1400). **Passed**

EXCESS-ASSIGN-REU - (Fatal) - Amounts reported in Other Assignments (Object 9780) and/or Reserve for Economic Uncertainties (REU) (Object 9789) should not create a negative amount in Unassigned/Unappropriated (Object 9790) by fund and resource (for all funds except funds 61 through 95). **Passed**

EXP-POSITIVE - (Warning) - Expenditure amounts (objects 1000-7999) should be positive by function, resource, and fund. **Passed**

INTERFD-DIR-COST - (Fatal) - Transfers of Direct Costs - Interfund (Object 5750) must net to zero for all funds. **Passed**

INTERFD-IN-OUT - (Fatal) - Interfund Transfers In (objects 8910-8929) must equal Interfund Transfers Out (objects 7610-7629). **Passed**

INTERFD-INDIRECT - (Fatal) - Transfers of Indirect Costs - Interfund (Object 7350) must net to zero for all funds. **Passed**

INTERFD-INDIRECT-FN - (Fatal) - Transfers of Indirect Costs - Interfund (Object 7350) must net to zero by function. **Passed**

INTRA-FD-DIR-COST - (Fatal) - Transfers of Direct Costs (Object 5710) must net to zero by fund. **Passed**

INTRA-FD-INDIRECT - (Fatal) - Transfers of Indirect Costs (Object 7310) must net to zero by fund. **Passed**

INTRA-FD-INDIRECT-FN - (Fatal) - Transfers of Indirect Costs (Object 7310) must net to zero by function. **Passed**

LCFF-TRANSFER - (Fatal) - LCFF Transfers (objects 8091 and 8099) must net to zero, individually. **Passed**

LOTTERY-CONTRIB - (Fatal) - There should be no contributions (objects 8980-8999) to the lottery (resources 1100 and 6300) or from the Lottery: Instructional Materials (Resource 6300). **Passed**

NET-INV-CAP-ASSETS - (Warning) - If capital asset amounts are imported/keyed, objects 9400-9489, (Capital Assets) in funds 61-95, then an amount should be recorded for Object 9796 (Net Investment in Capital Assets) within the same fund. **Passed**

OBJ-POSITIVE - (Warning) - The following objects have a negative balance by resource, by fund: **Exception**

FUND	RESOURCE	OBJECT	VALUE
01	0000	7142	(\$781.00)
Explanation: Transfer of Funds - Prior Year LCFF Adjustment			
13	9010	8699	(\$5,964.54)
Explanation: Stale Dated Warrants			

PASS-THRU-REV=EXP - (Warning) - Pass-through revenues from all sources (objects 8287, 8587, and 8697) should equal transfers of pass-through revenues to other agencies (objects 7211 through 7213, plus 7299 for Resource 3327), by fund and resource. **Passed**

REV-POSITIVE - (Warning) - In the following resources, total revenues exclusive of contributions (objects 8000-8979) are negative, by fund:

Exception

FUND	RESOURCE	VALUE
13	9010	(\$5,964.54)

Explanation: Stale dated Warrants

RS-NET-POSITION-ZERO - (Fatal) - Restricted Net Position (Object 9797), in unrestricted resources, must be zero, by resource, in funds 61 through 95.

Passed

SE-PASS-THRU-REVENUE - (Warning) - Transfers of special education pass-through revenues are not reported in the general fund for the Administrative Unit of a Special Education Local Plan Area.

Passed

UNASSIGNED-NEGATIVE - (Fatal) - Unassigned/Unappropriated balance (Object 9790) must be zero or negative, by resource, in all funds except the general fund and funds 61 through 95.

Passed

UNR-NET-POSITION-NEG - (Fatal) - Unrestricted Net Position (Object 9790), in restricted resources, must be zero or negative, by resource, in funds 61 through 95.

Passed

SUPPLEMENTAL CHECKS

ASSET-ACCUM-DEPR-NEG - (Fatal) - In Form ASSET, accumulated depreciation and amortization for governmental and business-type activities must be zero or negative.

Passed

ASSET-IMPORT - (Fatal) - If capital asset amounts are imported/keyed (Function 8500, Facilities Acquisition and Construction, or objects 6XXX, Capital Outlay; or objects 9400-9489, Capital Assets, in funds 61-67), then capital asset supplemental data (Form ASSET) must be provided.

Passed

ASSET-PY-BAL - (Fatal) - If capital asset ending balances were included in the prior year unaudited actuals, the Schedule of Capital Assets (Form ASSET) must be provided.

Passed

CURRENT-CALC-EXP - (Informational) - The Percent of Current Cost of Education Expended for Classroom Compensation (Line 15 in Form CEA) must equal or exceed 60% for elementary, 55% for unified, and 50% for high school districts under EC Section 41372, unless the district is exempt pursuant to EC Section 41374.

Passed

DEBT-ACTIVITY - (Informational) - If long-term debt exists, there should be activity entered in the Schedule of Long-Term Liabilities (Form DEBT) for each type of debt.

Passed

DEBT-IMPORT - (Fatal) - If long-term debt amounts are imported/keyed, the long-term debt supplemental data (Form DEBT) must be provided.

Passed

DEBT-POSITIVE - (Fatal) - In Form DEBT, long-term liability ending balances must be positive.

Passed

DEBT-PY-BAL - (Fatal) - If long-term liability ending balances were included in the prior year unaudited actuals data, the Schedule of Long-Term Liabilities (Form DEBT) must be provided.

Passed

ESMOE-ADA - (Fatal) - If Form ESMOE is completed, ADA must be reported in Section II, Line A.

Passed

ESMOE-IMPORT - (Fatal) - If Every Student Succeeds Act amounts are imported, then the Every Student Succeeds Act Maintenance of Effort form, Form ESMOE, must be provided.

Passed

IC-ADMIN-NOT-ZERO - (Fatal) - Other General Administration costs (Part III, Line A1) in Form ICR should not be zero.

Passed

IC-ADMIN-PLANT-SVCS - (Warning) - Percentage of plant services costs attributable to general administration should not be zero or exceed 25%. **Passed**

IC-BD-SUPT-NOT-ZERO - (Warning) - Board and Superintendent costs (Part III, Line B7) in Form ICR should not be zero. **Passed**

IC-BD-SUPT-VS-ADMIN - (Warning) - In Form ICR, the ratio of Board and Superintendent costs (Part III, Line B7) to Other General Administration costs (Part III, Line A1) should not be less than 5%. **Passed**

IC-EXCEEDS-LEA-RATE - (Warning) - The indirect cost rate used in one or more programs (Form ICR, Exhibit A - Rate Used) exceeds the LEA's approved indirect cost rate. Please review your records and make any necessary corrections. **Exception**
 Explanation: The indirect Cost Rate for all resources is within the CDE-approved amount of 2.68%.

IC-PCT - (Warning) - The straight indirect cost percentage before the carry-forward adjustment (Form ICR, Part III, Line C) is between 2% and 9%. **Passed**

IC-POSITIVE - (Warning) - The indirect cost rate after the carry-forward adjustment (Form ICR, Part III, Line D) should be positive. **Passed**

LOT-CONTRIB-IMPORT-A - (Fatal) - If State Lottery revenue (Resource 1100) is contributed to other resources (Object 8980), supplemental data for those contributions must be entered in Form L. **Passed**

LOT-CONTRIB-IMPORT-B - (Warning) - If State Lottery revenue (Resource 1100) is contributed to other resources (Object 8980), supplemental expenditure data for those contributions should be entered in Form L. **Passed**

LOT-IMPORT - (Fatal) - If lottery amounts are imported in resources 1100 and/or 6300, then the Lottery Report, Form L, must be completed and saved. **Passed**

PCR-ALLOC-NO-DIRECT - (Warning) - Costs have been allocated to goals that have no direct costs. Please review the accuracy of the allocation factors in Form PCRAF and make corrections as necessary or, if correct, provide an explanation of why costs are being allocated to a program that has no direct costs. **Exception**

Goal	Description	Amount Allocated
0001	Pre-Kindergarten	\$4,333,111.05

Explanation: Cost for Goal 0001 Pre-Kinder were charged to Goal 8500 Function 1000. All FTE for PK/TK were expensed there for FY 2022-23.

PCR-GF-EXPENDITURES - (Fatal) - Total Costs by Program in Form PCR, Column 6 should agree with total expenditures (objects 1000-7999) in funds 01, 09, and 62. **Passed**

PCRAF-UNDISTRIBUTED - (Fatal) - Allocation factors must be entered in Form PCRAF for support functions with costs in undistributed goals (goals 0000 and 9000). **Passed**

EXPORT VALIDATION CHECKS

ADA-PROVIDE - (Fatal) - Average Daily Attendance data (Form A) must be provided. **Passed**

CEA-PROVIDE - (Fatal) - Current Expense Formula/Minimum Classroom Compensation data (Form CEA) must be provided. **Passed**

CHK-DEPENDENCY - (Fatal) - If data has changed that affect other forms, the affected forms must be opened and saved.	<u>Passed</u>
CHK-EXTRACTED-DATA-SOURCE - (Warning) - All forms that extract data from a prior reporting period use the same source extraction submission	<u>Passed</u>
CHK-UNBALANCED-A - (Warning) - Unbalanced and/or incomplete data in any of the forms should be corrected before an official export is completed.	<u>Passed</u>
CHK-UNBALANCED-B - (Fatal) - Unbalanced and/or incomplete data in any of the forms must be corrected before an official export is completed.	<u>Passed</u>
FORM01-PROVIDE - (Fatal) - Form 01 (Form 011) must be opened and saved.	<u>Passed</u>
GANN-PROVIDE - (Fatal) - Appropriations Limit Calculations supplemental data (Form GANN) must be provided.	<u>Passed</u>
ICR-PROVIDE - (Fatal) - Indirect Cost Rate Worksheet (Form ICR) must be provided.	<u>Passed</u>
UNAUDIT-CERT-PROVIDE - (Fatal) - Unaudited Actual Certification (Form CA) must be provided.	<u>Passed</u>
VERSION-CHECK - (Warning) - All versions are current.	<u>Passed</u>

UNAUDITED ACTUALS

2022 - 2023

FISCAL YEAR

POWERPOINT

PRESENTATION



2022-23 Unaudited Actuals Report



Presented by: Lisa Grant-Dawson, Chief Business Officer
DeCarlos Kaigler, Chief Financial Officer

Board of Education Meeting September 13, 2023

Unaudited Actuals Report

2022-23 Unaudited Actuals Outline

- I. Overview & Summary of Assumptions**
- II. Unaudited Actuals - Comparison to Estimated Actuals Projections**
 - A. Unrestricted General Fund Summary & Detail
 - B. Restricted General Fund Summary & Detail
 - C. General and Ancillary Fund Summary
- III. Cash Flow, Staffing, LCFF, & Revised 45 Day Projection**
 - A. Cash Flow
 - B. LCFF Funding Trends
 - C. Final Staffing Update
- IV. Next Steps**

I. Overview & Summary of Assumptions

Overview of District Financial Accountability

- California school districts are accountable to the State (through the County) for use of funds provided by the state and federal government.
- The process of accountability is prescribed by state law which includes district officials ensuring that the district is able to meet its financial commitments each year and into the future.

Budget Adoption - By July 1

Projected results for the following fiscal year (July 1 - June 30) | *Ed Code §42127*

Unaudited Actuals - By Sept 15th

Actual full year results for prior year (July 1 - June 30) | *Ed Code §42100*

First Interim - By December 15

Updated projections as of October 31st | *Ed Code §42130 & §42131*

Second Interim - By March 15

Updated projections as of January 31st | *Ed Code §42130 & §42131*

Estimated Actuals - By June 1

Updated projections as of April 30th | *Ed Code §42130 & §42131* [Required if 2nd Interim is qualified or negative]

Unaudited Actuals - Key Assumptions

OUSD 2021-26 Budget Assumptions - Unaudited Actuals					
Category	2022-23 Unaudited Actuals	2023-24	2024-25	2025-26	2026-27
Cost of Living Adjustment (COLA)	6.56%	8.22%	3.54%	3.31%	3.23%
Statutory COLA					
Compounded COLA (Special Education and Community Colleges Only)	6.70%				
Additional LCFF Investment ***	13.26%				
Grade Span Adjustment Factors	10.4% (K-3)/2.6% (9-12)				
Enrollment	34,123	33,638	33,258	33,258	33,258
Attendance Used for Funding (Highest Year or Average)	33,226	31,986	30,726	30,726	30,726
Attendance (ADA)	29,922	30,091	29,713	29,713	29,713
Enrollment to ADA % *	88%	89%	89%	89%	89%
Unduplicated Pupil Count	77.95%	79.03%	79.53%	79.53%	79.53%
Salary and Negotiated Increases Adjusted - OEA	\$1000/Cell				
Salary and Negotiated Increases BCTC, UAOS, TEAMSTERS, MgtConf	6.00%				
Salary and Negotiated Increases - SEIU	6.00%	2.25%			
Step & Column ****	2.00%	2.0%	2.0%	2.0%	2.0%
Health Benefit Assumptions **	11.00%	13.0%	25.0%	8.5%	8.5%
Mandatories & Benefits - Certificated	5.03%	5.03%	5.03%	5.03%	5.03%
Mandatories & Benefits - Classified	11.23%	11.23%	11.23%	11.23%	11.23%
State Teachers Retirement System	19.10%	19.10%	19.10%	19.10%	19.10%
California Public Retirement System	28.10%	28.10%	28.10%	28.10%	29.20%
Total Mandatories & Benefits Certificated	24.73%	24.13%	24.13%	24.13%	24.13%
Total Mandatories & Benefits Classified	37.20%	39.33%	39.33%	39.33%	40.43%

* Note: The 2022-23 Actual ADA projection is lower than the funded ADA. The Governor's Budget amended the LCFF calculation to allow school districts to utilize the greater of current year, prior year, or the average of the most recent three prior years' ADA due to the loss of ADA from the pandemic.

** 2023-24 Projected Increase for Kaiser which is the primary benefit selection for the majority of employees.

*** Additional LCFF Investment, NOT statutory COLA EC 42238.02(d)(5)

How's that Swing in the Unrestricted General Fund?

- First, A Little History
 - 2020-21 Unaudited Actuals
 - \$4.6M **over** projections - 16% Swing Variance
 - 2021-22 Unaudited Actuals
 - \$10.6M **under** projection - 17.6% Swing Variance
 - Includes ~\$6.7M in planned, but unbudgeted vacation liability payout using Cost Avoidance
 - Absent this liability payment **4.6% Swing Variance**

How's that Swing in the Unrestricted General Fund?

- **2022-23 Unaudited Actuals**

- \$36.8M above Estimated Actuals - 45% Increase

- **Fortunately, we knew this was going to occur**

- At Second Interim, we moved \$30M in unallocated balances for Supplemental and Concentration from the fund balance to expense so that the total revenues and expenses netted to zero.
 - We knew all expenses would not be realized and would be carried over to the next year and were planned in the LCAP

- **Absent this, the swing was 8% !!**

Continued Growth in the Base General Fund!

- One of our key goals has been to re-establish the Base Unrestricted General Fund, identified as Resource 0000. Significant progress has been made to achieve this goal over the last four years.

2019-20	-\$5,990,407
2020-21	\$10,242,484
2021-22	\$47,668,251
2022-23	\$62,469,330

- Resource 0000 is the Base and is funded to support the operational requirements of the District which includes providing contributions to known resources that are not fully funded, and Funds or resources that are unable to sustain themselves. It also supports emergency, deferred maintenance, and strategic local investments.

Growth in the Base General Fund

The Unrestricted General Fund is made up of several resources that fall within a object Range of 0000-1999. Each Resources has a purpose and in essentially restricted, yet more flexible. This is why we say the entire Fund Balance is NOT eligible to spend on every expense.

As of 06/30/2023		Resulting Balance
Resource		
Fund 010 - General Fund		
0000	General Purpose-unrestricted	62,469,330.46
0002	Unrestricted Supplemental	.00
0004	Central Concentration	.00
0005	Central Supplemental	.00
0006	S&C Carryover	36,168,309.90
0007	One-time Addtl Budget	2,061,148.70
0020	Home & Hospital	.00
0039	Charter Leases & Repairs	.00
0040	AB1840 Unrestricted	7,404,022.43
0041	AB1840 School Consolidation	10,008,000.00
0050	Employees On Loan	.00
0070	Civic Center Rent	.00
0095	Charter School Admin Office	.00
0100	Release Time Subs	.00
0720	Unrestricted Transportation	.00
0901	1000 Broadway Move	.00
1100	State Lottery	242,892.92
1400	Prop 30 Education Protect Act	.00

Total Ending Fund Balance \$118,353,704

Impact the OEA Agreement in the 2022-23 Fiscal Year?

- Applicable portions of the OEA Agreement were expended in 2022-23
 - 10% Retro from November 1, 2022
 - \$5K One time payment
 - These expenses were not budgeted as the fiscal year was ending.
- These payments were processed and paid in July 2023 on what is called a liability payroll for the 2022-23.
 - A liability payroll pays the wages in a new year, but reflects the expense for the prior year.
- All retirement expenses for the retroactive wages are submitted to CalSTRS as payroll is submitted.

The District State Loan

Loan Issuance	Date of Issuance	Loan Amount	Annual Loan Payment	Loan Maturity Date	Status
I Bank	6/2/2003	\$65,000,000	\$3,800,000	August 2023	Payment Complete! Procedures to terminate site lease agreement has begun, which releases the lien on the collateral (OUSD property) for the loan.
State General Fund	6/28/2006	\$35,000,000	\$2,100,000	June 2026	3 Years Remaining

II. UnAudited Actuals Comparison to Estimated Actuals

Unaudited Actuals - Fund Balance Summary

2022-23 UnAudited Actuals Summary

	Unrestricted	Restricted	Total Fund
A. Revenues			
5) Total Revenues	\$ 473,636,531	\$ 407,834,039	\$ 881,470,569
9) Total Expenditures			
	<u>\$ 351,726,435</u>	<u>\$ 396,217,909</u>	<u>\$ 747,944,344</u>
C. Excess (Deficiency) of Revenues Over Expenditures	\$ 121,910,095	\$ 11,616,130	\$ 133,526,226
D. Other Financing Sources/Uses			
4) Total, Other Financing Sources/Uses	<u>\$ (91,542,304)</u>	<u>\$ 85,642,708</u>	<u>\$ (5,899,596)</u>
E. Net Increase (Decrease) in Fund Balance (C +D4)	\$ 30,367,791	\$ 97,258,838	\$ 127,626,629
F. Fund Balance, Reserves			
1) Beginning Fund Balance			
a) Adjusted Beginning Balance (F1c + F1d)	\$ 87,985,913	\$ 67,517,001	\$ 155,502,915
b) Restricted		\$ -	
2) Ending Balance, June 30 (E + F1e)	\$ 118,353,704	\$ 164,775,840	\$ 283,129,544
Restricted Reserve		\$ 164,748,840	\$ 164,748,840
Other Assignments	14,573,163	27,000.00	\$ 14,600,163
Reserve for Economic Uncertainty	22,615,318		\$ 22,615,318
Unassigned Unappropriated	\$ 81,165,223	\$ -	\$ 81,165,223

Unaudited Actuals - Net Changes from Estimated

Actuals

See Attached Report for larger view

Oakland Unified - 2022-23 Unaudited Actuals

Unrestricted and Restricted

Description	Object Codes	2022-23 Estimated Actuals			2022-23 Unaudited Actuals			Variance Draft Budget to Proposed budget		
		UnRestricted (A)	Restricted (B)	Combined (C2)	UnRestricted (A2)	Restricted (B2)	Combined (C2)	UnRestricted (A-A2)	Restricted (B-B2)	Combined (C-C2)
3) Other State Revenue	8300-8599	8,532,259.00	202,492,265.00	211,024,524.00	7,471,476.93	203,272,849.66	210,744,326.59	(1,060,782.07)	780,584.66	(280,197.41)
4) Other Local Revenue	8600-8799	7,891,171.00	78,801,982.00	86,693,153.00	6,012,306.15	82,066,453.71	88,078,759.86	(1,878,864.85)	3,264,471.71	1,385,606.86
5) Total Revenues		473,922,886.00	446,109,719.00	920,032,605.00	473,636,530.52	407,834,038.87	881,470,569.39	(286,355.48)	(38,275,680.13)	(38,562,035.61)
B. Expenditures										
1) Certified Salaries	1000-1999	155,131,637.00	105,752,004.00	260,883,641.00	152,902,526.16	104,136,658.13	257,039,184.29	(2,229,110.84)	(1,615,345.87)	(3,844,456.71)
2) Classified Salaries	2000-2999	54,095,187.00	65,380,412.00	119,475,599.00	53,886,649.40	62,332,673.20	116,219,322.60	(208,537.60)	(3,047,738.80)	(3,256,276.40)
3) Employee Benefits	3000-3999	99,389,434.00	102,297,059.00	201,686,493.00	96,739,828.61	95,101,363.50	191,841,192.11	(2,649,605.39)	(7,195,695.50)	(9,845,300.89)
4) Books and Supplies	4000-4999	35,726,136.00	36,485,890.00	72,212,026.00	8,377,275.77	17,842,670.38	26,219,946.15	(27,348,860.23)	(18,643,219.62)	(45,992,079.85)
5) Services an Other Operating Expenditures	5000-5999	48,239,146.00	145,555,566.00	193,794,712.00	39,867,468.20	103,187,577.84	143,055,046.04	(8,371,677.80)	(42,367,988.16)	(50,739,665.96)
5) Capital Outlay	6000-6999	1,488,445.00	4,262,077.00	5,750,522.00	1,218,212.87	1,302,982.20	2,521,195.07	(270,232.13)	(2,959,094.80)	(3,229,326.93)
	7100-7299									
7) Other Outgo (excluding Transfers of Indirect Cost	7400-7499	6,006,230.00	8,428,505.00	14,434,735.00	6,027,806.19	5,899,663.13	11,927,469.32	21,576.19	(2,528,841.87)	(2,507,265.68)
3) Other Outgo - Transfers of Indirect Costs	7300-7399	(9,704,355.00)	8,679,382.00	(1,024,973.00)	(7,293,332.08)	6,414,320.37	(879,011.71)	2,411,022.92	(2,265,061.63)	145,961.29
9) Total Expenditures		390,371,860.00	476,840,895.00	867,212,755.00	351,726,435.12	396,217,908.75	747,944,343.87	(38,645,424.88)	(80,622,986.25)	(119,268,411.13)
C. Excess (Deficiency) of Revenues Over		83,551,026.00	(30,731,176.00)	52,819,850.00	121,910,095.40	11,616,130.12	133,526,225.52	38,359,069.40	42,347,306.12	80,706,375.52
D. Other Financing Sources/Uses										
1) Interfund Transfers		0.00		0.00	0.00		0.00	0.00	0.00	0.00
a) Transfers In		0.00	0.00	0.00	0.00	0.00	0.00	0.00	0.00	0.00
b) Transfers Out		5,900,000.00	0.00	5,900,000.00	5,900,000.00	0.00	5,900,000.00	0.00	0.00	0.00
2) Other Sources/Uses				0.00			0.00	0.00	0.00	0.00
a) Sources		15,000.00	0.00	15,000.00	403.93	0.00	403.93	(14,596.07)	0.00	(14,596.07)
b) Uses		0.00	0.00	0.00	0.00	0.00	0.00	0.00	0.00	0.00
3) Contributions		(88,735,945.00)	88,735,945.00	0.00	(85,642,708.30)	85,642,708.30	0.00	3,093,236.70	(3,093,236.70)	0.00
4) Total, Other Financing Sources/Uses		(94,620,945.00)	88,735,945.00	(5,885,000.00)	(91,542,304.37)	85,642,708.30	(5,899,596.07)	3,078,640.63	(3,093,236.70)	(14,596.07)
E. Net Increase (Decrease) in Fund Balance (C +D4)		(11,069,919.00)	58,004,769.00	46,934,850.00	30,367,791.03	97,258,838.42	127,626,629.45	41,437,710.03	39,254,069.42	80,691,779.45


Summary of 2022-23 Unrestricted General Fund Unaudited Actuals (\$Millions)

The District's Unrestricted General Fund Final Fund Balance

	Unaudited Actuals
Beginning Fund Balance	92.6
Ending Fund Balance	118.4

The District's Unrestricted General Fund Actual Revenues and Expenses

	Unaudited Actuals
Revenues	473.6
Expenditures	121.9
Net Contributions/Transfers	-(91.5)
Net Increase (Decrease)	30.4



At Unaudited Actuals, we ended the year with an **increase** in the Unrestricted General Fund Balance of **\$41.4M** since Estimated Actuals.

Unaudited Actuals - UnRestricted Net Changes since Estimated Actuals

2022-23 Estimated Actuals vs UnAudited Actuals UnRestricted Fund Balance Summary

	UnRestricted - EA	UnRestricted - UA	Variance EA:UA
A. Revenues			
5) Total Revenues	\$ 457,499,456	\$ 460,152,747	\$ 2,653,291
B. Expenditures			
9) Total Expenditures	\$ 390,371,860	\$ 351,726,435	\$ (38,645,425)
C. Excess (Deficiency) of Revenues Over Expenditures	\$ 67,127,596	\$ 108,426,312	\$ 41,298,716
D. Other Financing Sources/Uses			
4) Total, Other Financing Sources/Uses	\$ (94,620,945)	\$ (91,542,304)	\$ 3,078,641
E. Net Increase (Decrease) in Fund Balance (C +D4)	\$ (27,493,349)	\$ 16,884,008	\$ 44,377,357
F. Fund Balance, Reserves			
1) Beginning Fund Balance			
a) Adjusted Beginning Balance (F1c + F1d)	\$ 92,624,874	\$ 87,985,913	\$ (4,638,961)
b) Restricted			
2) Ending Balance, June 30 (E + F1e)	\$ 65,131,525	\$ 104,869,921	\$ 39,738,396

Material Changes in Unrestricted General Fund Projections since Estimated Actuals

Revenues (Unrestricted) - \$.3M in Unrealized Revenue

1. \$2.7M increase in LCFF Revenue - 74 ADA increase in revenue from projected as of Final P-2 ADA report
2. \$1.0M decrease in Other State Revenue, Lottery Res 1100
3. \$1.9M increase in interest income \$2.8M and \$4.7M decrease in the FMV of the General Fund investments.

Expenditures (Unrestricted) - \$38.6M Unrealized Expenditures

1. \$2M decrease in Certificated Salaries

→ \$6M increased spending in Object 1105 Teacher Salaries

- - OEA Retro payment not budgeted, offset against salary reduction from strike, and unspent budgeted vacancy and \$3M in lottery allocation for teacher salaries.

→ \$8M in unrealized spending in Object 1120 - Teacher Stipends budgeted at Second Interim.

2. \$.2M decrease in actual Classified Salaries expenses

3. \$2.6M decrease in actual benefits Mandatory & Health benefits.

Material Changes in Unrestricted General Fund Projections since Estimated Actuals

4. \$27.3M Decrease in Books and Supplies

- Unrealized expenditures from Estimated Actuals projection from...
- Resource 0000 Unrestricted, \$1.9M
 - Object 4399 Unallocated
- Resource 0004 Central Concentration
 - Object 4100 Textbooks by \$5.5M
- Resource 0005 Central Supplemental
 - Object 4100 Textbooks by \$7M
 - Object 4420 Textbooks by \$2M
- Resource 0006 S & C Carryover
 - Object 4100 Textbooks by \$.8M
 - Object 4380 Uniforms, 4391 Carryover, 4399 Unallocated by Textbooks by \$1.1M
- Resource 1100 State Lottery
 - Object 4399 Unallocated by \$4.1M
- Resource 0041 AB1840
 - Object 4399 Unallocated by \$.6M

Material Changes in Unrestricted General Fund Projections since Estimated Actuals

5. **\$8.7M Decrease** in Other Services and Operating Expenditures

- Unrealized expenditures from Estimated Actuals projection from...
- Resource 0000 Unrestricted General Fund
 - Object 5825 Consultants \$1.8M
- Resource 0006 S & C Carryover
 - Object 5671 Repairs B & G Maint & Serv \$1M
 - Object 5825 Consultants, Object 5846 \$.9M
- Resource 0041 AB1840
 - Object 5810 Advertising, 5825 Consultants, & 5826 Professional Services - \$.75M
- Resource 1100 State Lottery
 - Object 5846 Licensing Agreements - \$2M

6. **\$2.4M Decrease** in Transfers of Indirect Cost

- Unrealized expenditures from Estimated Actuals projection from...
 - Resource 6274 Other Construction \$1.4M

Material Changes in Unrestricted General Fund Projections since Estimated Actuals

5. \$3.1M Decrease in Net Contributions

→ Unrealized expenditures from Estimated Actuals projection from...

- Resource 0000 Unrestricted reduction in contributions \$2.4M
- Resource 9015 Community Redevelopment Fund increase in allocation \$3.7M
- Resource 0041 AB1840, \$2.2M Increase, School Consolidation Expenses prior to Board Reversal
- Resource 0091 1000 Broadway Move, decrease contribution. Remaining Amount will carryover to 2023-24 \$1.3M
- Resource 8150 Ongoing Major Maintenance increase, \$.9M


Summary of 2022-23 Restricted General Fund Projections at Unaudited Actuals (\$Millions)

How is the District's Restricted General Fund Financial Position Projected to Change?

	Unaudited Actuals
Beginning Fund Balance	67.5
Ending Fund Balance	164.8

Why is District's Restricted General Fund Financial Position Projected to Change?

	Unaudited Actuals
Revenues	407.8
Expenditures	396.2
Net Contributions/Transfers	85.6
Net Increase (Decrease)	97.2



At Unaudited Actuals, ended the year with an **increase** in the Restricted General Fund Balance of **\$39.3M** since Estimated Actuals due to lower spending than budgeted.

Unaudited Actuals - Restricted Net Changes since Estimated Actuals

2022-23 Estimated Actuals vs UnAudited Actuals Restricted Fund Balance Summary

	Restricted - EA	Restricted - UA	Variance EA:UA
A. Revenues			
5) Total Revenues	\$ 446,109,719	\$ 407,834,039	\$ (38,275,680)
B. Expenditures			
9) Total Expenditures	\$ 476,840,895	\$ 396,217,909	\$ (80,622,986)
C. Excess (Deficiency) of Revenues Over Expenditures	\$ (30,731,176)	\$ 11,616,130	\$ 42,347,306
D. Other Financing Sources/Uses			
4) Total, Other Financing Sources/Uses	\$ 88,735,945	\$ 85,642,708	\$ (3,093,237)
E. Net Increase (Decrease) in Fund Balance (C +D4)	\$ 58,004,769	\$ 97,258,838	\$ 39,254,069
F. Fund Balance, Reserves			
1) Beginning Fund Balance			
a) Adjusted Beginning Balance (F1c + F1d)	\$ 67,517,001	\$ 67,517,001	\$ -
b) Restricted			
2) Ending Balance, June 30 (E + F1e)	\$ 125,521,770	\$ 164,775,840	\$ 39,254,069

Material Changes in Restricted General Fund Projections since Estimated Actuals

During Budget and Interim periods, Revenues and Expenditures are projected to be 100% Spent, but most restricted revenues are deferred revenues, meaning, at UnAudited, you report what you spent so revenues match expenditures. The remaining revenue available from the award is DEFERRED until the next year to spend.

Revenues (Restricted)

1. \$38.3M lower than Estimated Actuals Budget

- Unrealized revenue from...
- Resource 3010 - IDEA Part B \$.89M
- Resource 3182 ESSA - \$1.6M
- Resource 3213 ESSER III - \$22.6M (Reimbursable program).
- Resource 4124 - 21st Century - \$2.6M lower
- Resource 4127 Title IV - \$1.3M
- Resource 3225 ESSER III (ASES Summer) - \$1M
- Resource 3226 After School & Safety (ASES)- \$7M
- Resource 6388 K12 Strong Workforce Grant - \$2.2M
- Resource 6332 CCSP Implementation Grant - \$1.4M
- Resource 6387 CTE Incentive Grant - \$1.7M
- Resource 6010 ASES Grant - \$9.5M Not budgeted and actuals fulfilled.

Material Changes in Restricted General Fund Projections since Estimated Actuals (Cont.)

Expenditures (Restricted) - \$80.6M Unrealized Expenditures

1. **Certificated Teacher Salaries** lower than \$1.6M
 - a. Resource 6500 Special Ed increase in spending by \$.61M
 - b. Resource 9334 Measure G unrealized expenditures of \$1.9M
2. **Classified Salaries** Lower by \$3M
 - a. Resource 6500, Object 2105 Instructional Aid Salaries lower by \$.88M
 - b. Object 2205 Classified Support Salaires lower by \$.5M
 - c. Resource 6332 CCSPP Implementation Grant lower by \$1.3M
 - d. Object 2405 Clerical Salaries lower by \$.6M
3. **Benefits** unrealized spending by \$7M
 - a. Resource 3212 ESSER II, Object 3101 STRS Certificated Object 3101, \$1.2M
 - b. Resource 6332 CCSPP, Object 3202 PERS, \$.6M lower
 - c. Object 3401 Certificated H & W and 3402 Classified H & W lower by \$2.7M
4. **Books & Supplies** Unrealized spending by \$18.6M
 - a. Object 4310 School Office Supplies \$2.4M
 - b. Object 4318 Central Office Supplies \$1.3M
 - c. Object 4391 Prior Year Carryover \$7.4M
 - d. Object 4399 Unallocated \$3.2M

Material Changes in Restricted General Fund Projections since Estimated Actuals (Cont.)

Expenditures (Restricted)

5. **Other Services and Operating Expenditures** Lower by \$42.3M
 - Object 5100 Sub Agreements for Services \$7.3M
 - Object 5671 Repairs B & G \$7.7M
 - Object 5824, Res 6500 Special Education, Non Public Agency Contracts \$2.6M more spent than estimated
 - Object 5825 Consultants \$25.1M in unrealized expenditures
 - Object 5826 Professional Contracted Services \$1.4K
 - Object 5827 Non Public School Contracts \$1.8K
6. **Capital Outlay** Lower by \$2.9M
 - Object 3213 ESSER III \$1.4M
 - Object 6427 Video Equipment, ESSER II \$.8M
7. **Other Outgo** lower by \$4.7M
 - Object 7310 Interprogram Support, \$2.3M
 - Object 7281 Transfers to Charter/District \$2.5M
 - Resource Measure G1 \$.92M
 - Resource 9333 Measure N \$1.6M

General and Ancillary Fund Summary

2022-23 UnAudited Actuals Summary of Revenue, Expenditures, and Fund Balance

<i>Fund/SACS Form</i>	<i>Revenues</i>	<i>Expenditures</i>	<i>Excess/(Deficiency)</i>	<i>2022-23 Beginning Fund Balance</i>	<i>2022-23 Ending Fund Balance</i>
Fund 01 - General Fund - Unrestricted	\$ 473,636,530.52	\$ 443,268,739.49	\$ 30,367,791.03	\$ 87,985,913.38	\$ 118,353,704.41
Fund 01 - General Fund - Restricted	\$ 493,476,747.17	\$ 396,217,908.75	\$ 97,258,838.42	\$ 67,517,001.42	\$ 164,775,839.84
Fund 11 - Adult Education	\$ 3,100,312.57	\$ 3,380,187.16	\$ (279,874.59)	\$ 1,302,353.42	\$ 1,022,478.83
Fund 12 - Child Development	\$ 19,710,687.00	\$ 19,811,668.71	\$ (100,981.71)	\$ 3,897,355.68	\$ 3,796,373.97
Fund 13 - Student Nutrition	\$ 28,525,288.01	\$ 22,512,740.59	\$ 6,012,547.42	\$ 28,464,497.49	\$ 34,477,044.91
Fund 14 - Deferred Maintenance	\$ 3,073,648.10	\$ 3,980,200.54	\$ (906,552.44)	\$ 6,271,877.40	\$ 5,365,324.96
Fund 21 - Building Fund	\$ 4,782,028.30	\$ 68,757,367.98	\$ (63,975,339.68)	\$ 225,337,130.28	\$ 161,361,790.60
Fund 25 - Capital Facilities Fund	\$ 3,546,695.47	\$ 320,643.68	\$ 3,226,051.79	\$ 17,007,386.88	\$ 20,233,438.67
Fund 35 - County Schools Facility Fund	\$ 212,278.71	\$ 1,493,259.38	\$ (1,280,980.67)	\$ 11,608,788.82	\$ 10,327,808.15
Fund 40 - Special Reserve Fund for Capital Outlay	\$ 2,864,720.47	\$ 496,694.52	\$ 2,368,025.95	\$ 725,342.20	\$ 3,093,368.15
Fund 51 - Bond Interest and Redemption Fund	\$ 102,567,789.07	\$ 111,806,461.97	\$ (9,238,672.90)	\$ 131,168,428.10	\$ 121,929,755.20
Fund 67 - Self Insurance Fund	\$ 19,731,966.35	\$ 22,098,367.23	\$ (2,366,400.88)	\$ 19,326,579.14	\$ 16,960,178.26
Total All Funds	\$ 1,155,228,691.74	\$ 1,094,144,240.00	\$ 61,084,451.74	\$ 600,612,654.21	\$ 661,697,105.95

III. Cash Flow, LCFF Funding Trends, Staffing Updates

Unaudited Actuals Cash Flow

General Fund Beginning Cash July 1, 2022

- \$132,904,240

General Fund Ending Cash Projection June 30, 2023

- \$196,389,187 - Second Interim
- \$133,047,277 - Estimated Actuals (Third Interim)

General Fund Unaudited Actual Cash as of June 30, 2023

- \$327,713,641.15

LCFF Funding History 2020-21 to 2025-26

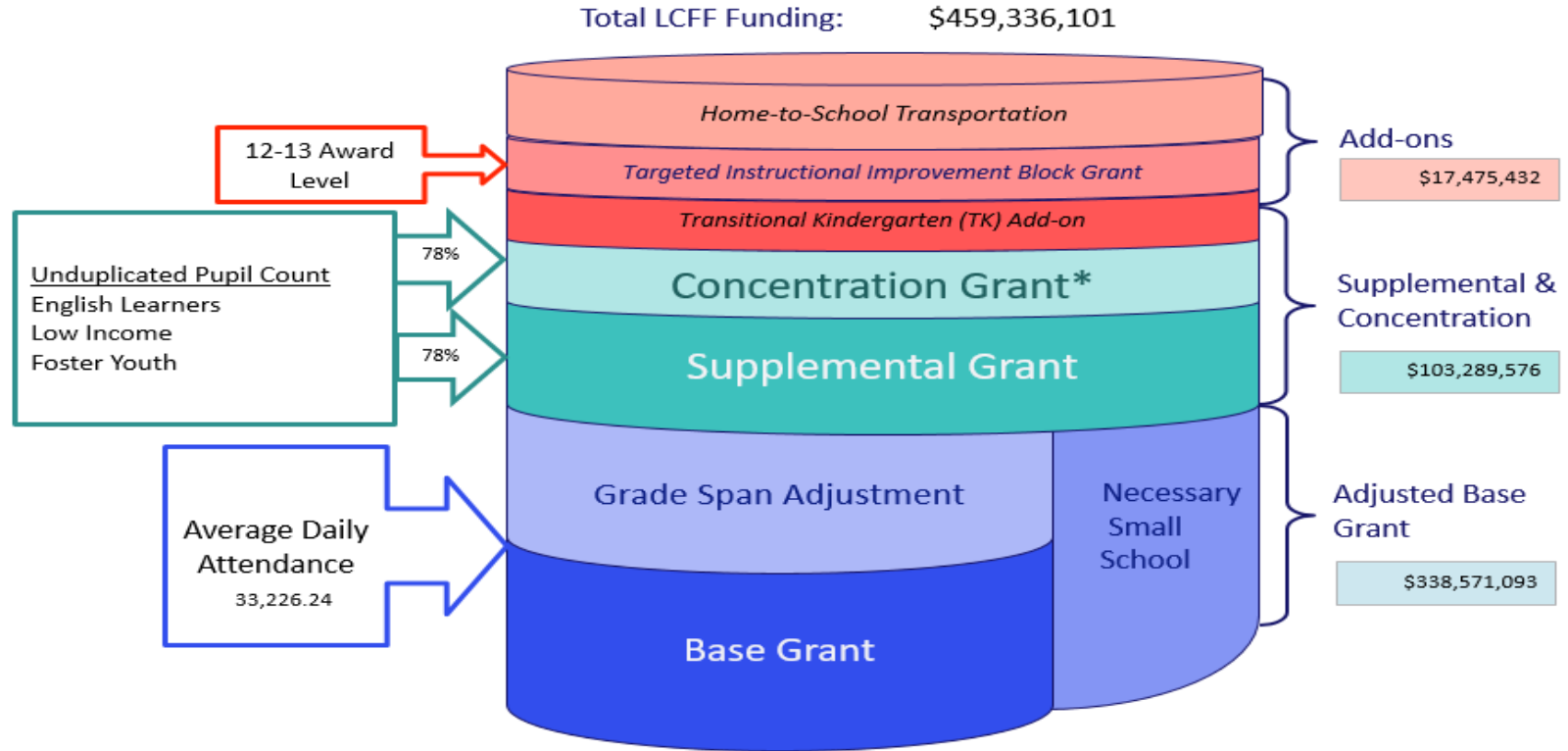
	2020-21	2021-22	2022-23	2023-24	2024-25	2025-26
SUMMARY OF FUNDING						
General Assumptions						
COLA & Augmentation	0.00%	5.07%	13.26%	8.22%	3.94%	3.29%
Base Grant Proration Factor	-	0.00%	0.00%	0.00%	0.00%	0.00%
Add-on, ERT & MSA Proration Factor	-	0.00%	0.00%	0.00%	0.00%	0.00%
LCFF Entitlement						
Base Grant	\$278,230,067	\$292,073,858	\$324,488,176	\$337,586,649	\$337,341,039	\$339,676,440
Grade Span Adjustment	12,137,948	12,749,157	14,082,917	14,579,769	14,458,680	14,540,582
Supplemental Grant	44,089,480	46,704,983	52,783,233	55,818,378	56,112,056	56,731,399
Concentration Grant	30,372,495	42,816,965	50,506,343	55,510,230	56,595,780	57,744,459
Add-ons: Targeted Instructional Improvement Block Grant	10,094,682	10,094,682	10,094,682	10,094,682	10,094,682	10,094,682
Add-ons: Home-to-School Transportation	5,724,962	5,724,962	5,724,962	6,195,554	6,439,659	6,651,524
Add-ons: Small School District Bus Replacement Program	-	-	-	-	-	-
Add-ons: Transitional Kindergarten	-	-	1,655,788	1,826,537	1,898,503	1,960,963
Total LCFF Entitlement Before Adjustments, ERT & Additional State Aid	\$380,649,634	\$410,164,607	\$459,336,101	\$481,611,799	\$482,940,399	\$487,400,049
Miscellaneous Adjustments	(304,601)	-	-	-	-	-
Economic Recovery Target	-	-	-	-	-	-
Additional State Aid	-	-	-	-	-	-
Total LCFF Entitlement	380,345,033	410,164,607	459,336,101	481,611,799	482,940,399	487,400,049
LCFF Entitlement Per ADA	\$ 11,216	\$ 12,106	\$ 13,824	\$ 15,086	\$ 15,749	\$ 16,313

ADA (Average Daily Attendance) Over the Years

**Note: After 2022-23 ADA is "Projected"*

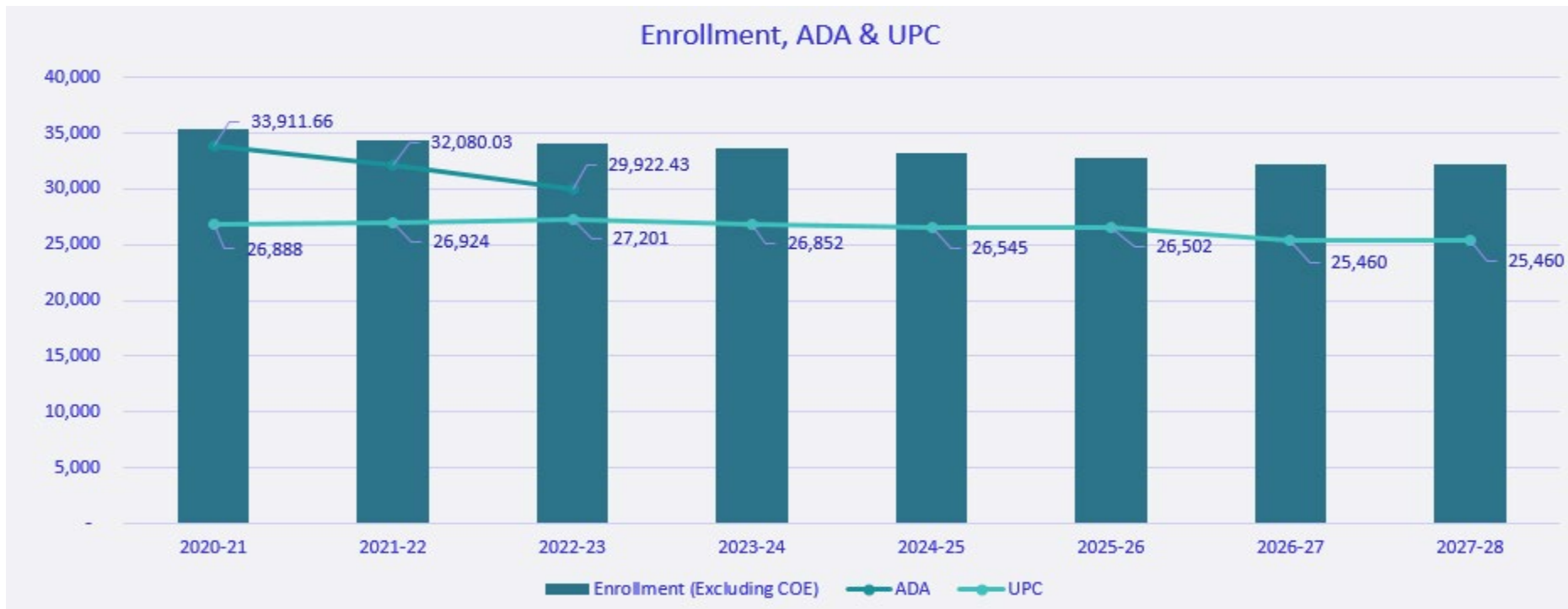
	2020-21	2021-22	2022-23	2023-24	2024-25	2025-26
Grades TK-3	12,435.45	11,462.07	10,738.58	10,675.40	10,540.70	10,405.68
Grades 4-6	8,007.12	7,668.26	7,059.82	7,090.70	7,001.23	6,911.55
Grades 7-8	4,479.72	4,291.08	3,973.40	3,978.03	3,927.84	3,877.53
Grades 9-12	8,844.90	8,544.57	8,091.18	8,244.84	8,140.81	8,036.54
LCFF Subtotal	33,767.19	31,965.98	29,862.98	29,988.97	29,610.58	29,231.30
NSS	-	-	-	-	-	-
Combined Subtotal	33,767.19	31,965.98	29,862.98	29,988.97	29,610.58	29,231.30
Change in LCFF ADA (excludes NSS ADA)	-	(1,801.21)	(2,103.00)	125.99	(378.39)	(379.28)
	No Change	Decline	Decline	Increase	Decline	Decline
Funded LCFF ADA (greater of current year, prior year or 3-prior year average)						
Grades TK-3	12,435.45	12,435.45	12,110.99	11,545.37	10,958.68	10,651.56
Grades 4-6	8,007.12	8,007.12	7,894.17	7,578.40	7,272.93	7,050.58
Grades 7-8	4,479.72	4,479.72	4,416.84	4,248.07	4,080.84	3,959.76
Grades 9-12	8,844.90	8,844.90	8,744.79	8,493.55	8,293.53	8,158.94
Subtotal	33,767.19	33,767.19	33,166.79	31,865.39	30,605.98	29,820.84
	<i>Current</i>	<i>Prior</i>	<i>3-PY Average</i>	<i>3-PY Average</i>	<i>3-PY Average</i>	<i>3-PY Average</i>

Components of the LCFF Entitlement



*Unduplicated Pupil Percentage must be above 55% to receive Concentration Grant funding

Enrollment, ADA & UPC (Unduplicated Pupil Count)



Unaudited Actuals Staffing Changes

As part of the Corrective Action for the District, a Dashboard has been developed to reflect the net changes in FTE between each financial reporting period.

[Dashboard Link](#)

FTE Authorized				
7/1/22	10/31/22	1/31/23	4/30/23	6/30/23
5,283.11	5,270.80	5,314.64	5,309.58	5,307.78

FTE Authorized Difference 4/30/23 to 6/30/23: -1.80

Acct Object Code	Job Class Descr	Acct Fund Code	Acct Resource Code	FTE Auth 7/1/22	FTE Auth 10/31/22	FTE Auth 4/30/23	FTE Auth 6/30/23	FTE Auth Diff 2223 Q3-Q4
1105	Administrative Assistant I	010	6500	0.00	0.00	0.00	0.00	0.00
	Facilitator, AA Female Exc	010	3218	0.00	0.00	0.00	0.00	0.00
			6332	0.00	0.00	1.00	1.00	0.00
			7425	0.00	1.00	0.00	0.00	0.00
	Facilitator, Manhood Dev Prgm	010	0002	0.50	0.50	0.00	0.00	0.00
			0003	0.00	0.00	0.00	0.00	0.00
			0004	1.75	1.25	1.25	1.25	0.00
			0005	0.75	0.75	0.75	0.75	0.00
			3010	0.00	0.00	0.30	0.30	0.00
			3216	0.50	0.50	0.50	0.50	0.00
			3218	0.00	0.00	1.00	1.00	0.00
			3219	0.50	1.50	1.00	1.00	0.00
			4127	0.00	0.00	0.00	0.00	0.00
			6332	0.00	0.00	1.00	0.00	-1.00
			7425	3.50	1.50	0.00	0.00	0.00
			9225	0.00	1.00	1.00	1.00	0.00
	Noon Supervisor	010	0002	0.00	0.00	0.50	0.50	0.00
			3213	0.00	0.00	0.80	0.80	0.00
	Psychologist	010	6500	0.00	0.00	0.00	0.00	0.00

NEXT STEPS

1. Board Approval of the 2022-23 Unaudited Actuals
2. Unaudited Actuals has been submitted to the Alameda County Office of Education (ACOE) by September 15, 2023
3. Distribution of Unaudited Actuals to Auditors, Financial Advisors, Bond Reporting Agencies
4. Post Mortem on 2022-23 UnAudited Actuals
5. Continue work to complete on the 2022-23 Audit
6. Prepare for the 2023-24 First Interim (December)
7. Present the District's Fiscal Sustainability Plan Update (9/23)
8. Continue Pre-Planning for Budget Development & Adjustments for the 2024-25 Year.

Questions/Comments



EVERY STUDENT THRIVES!



**OAKLAND UNIFIED
SCHOOL DISTRICT**
Community Schools, Thriving Students

1000 Broadway, Suite 680, Oakland, CA 94607

www.ousd.org



@OUSDnews

Contact us for additional information [optional contact area]
Phone: 510.555.5555 | Email: info@ousd.org

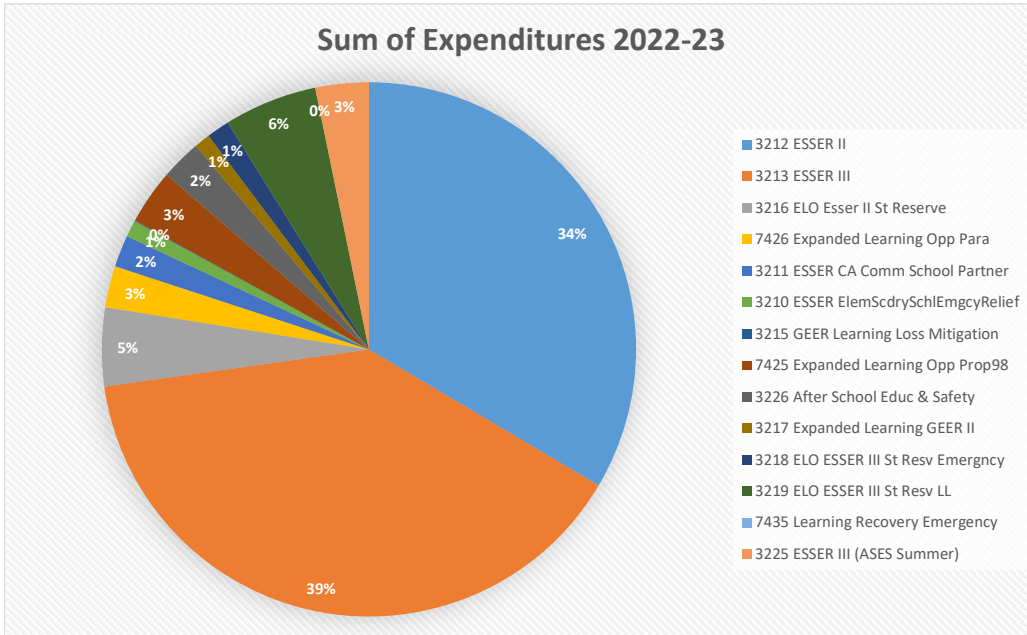
UNAUDITED ACTUALS
2022 - 2023

GENERAL FUND
EXPENDITURE
SUMMARY WITH
COVID REPORTING

OUSD COVID Budget Summary - 2022-23 UnAudited Actuals

Spending Summary

COVID Resource	COVID
Sum of Expenditure	
Resource Code	Total
3212 ESSER II	\$25,199,075
3213 ESSER III	\$29,549,114
3216 ELO Esser II St Reserve	\$3,565,112
7426 Expanded Learning Opp Para	\$1,884,671
3211 ESSER CA Comm School Partner	\$1,459,544
3210 ESSER ElemScdrySchlEmgcyRelief	\$746,452
3215 GEER Learning Loss Mitigation	\$38,174
7425 Expanded Learning Opp Prop98	\$2,500,969
3226 After School Educ & Safety	\$1,835,576
3217 Expanded Learning GEER II	\$728,581
3218 ELO ESSER III St Resv Emerncy	\$1,054,489
3219 ELO ESSER III St Resv LL	\$4,228,573
7435 Learning Recovery Emergency	\$0
3225 ESSER III (ASES Summer)	\$2,430,625
Grand Total	\$75,220,955



OUSD COVID Budget Summary - 2022-23 UnAudited Actuals Data by Resource & Program Code

COVID Resource	COVID	
Sum of Expenditure		
Resource Code	Program Code	Total
3212 ESSER II	0020 One-Time Community Positions	\$49,645
	0025 One-Time Mental Health	\$95,558
	0030 One-Time Targeted Tutoring	\$1,014,684
	0035 One-Time TK-2 Reading Tutors	\$236,649
	0040 One-Time Reading Acceleration	\$4,594,416
	0050 One-Time Attendance Case Mgmt	\$100,008
	0060 One-Time Professional Learning	\$118,999
	0066 One-Time PubHlth&Safety	\$493,441
	0068 1X MgmtPrep&Response	\$689,052
	0070 1X Education Technology	\$82,262
	0072 1X Technology Support Staff	\$44,820
	0074 1X Family Engagement	\$0
	1647 African American Girls	\$6,985
	4133 Teacher Restoration Bridge	\$0
	6352 One Time COVID Funding YR 2	\$76
	7210 Indirect Cost	\$657,709
	9060 Hr Recruitment	\$906,063
	#N/A	\$15,428,941
	1211 Integrated Support	\$379,399
	9795 Negotiations & Labor Relations	\$67,821
	1011 Covid Tech Repair	\$5,739
	9800 Food Service	\$0
	0083 Covid Vaccines	\$0
	0085 Covid Contact Tracing	\$510
	0073 1X Foster Youth Case Mangement	\$226,299
	9999 TempForCBO Only	\$0
3212 ESSER II Total		\$25,199,075
3213 ESSER III	0020 One-Time Community Positions	\$174,602
	0025 One-Time Mental Health	\$406,516
	0030 One-Time Targeted Tutoring	\$1,042,780
	0035 One-Time TK-2 Reading Tutors	\$23,308
	0040 One-Time Reading Acceleration	\$1,405,637
	0050 One-Time Attendance Case Mgmt	\$35,180
	0060 One-Time Professional Learning	\$65,241
	0065 OneTime Enrollment Stable	\$115,598
	0066 One-Time PubHlth&Safety	\$644,886
	0068 1X MgmtPrep&Response	\$3,424,991
	0070 1X Education Technology	\$2,309,704
	0071 1X Distance Learning Suppt	\$374,481
	0072 1X Technology Support Staff	\$580,409
	0074 1X Family Engagement	\$176,450
	0080 Black Reparations	\$0
	1000 Instruction (general)	\$3,748,012
	1647 African American Girls	\$5,000
	1910 Certificated Substitutes	\$953
	2236 Blueprint Transition cohort 2	\$37,996
	4851 Educ Deprived Nonpub Schls	\$25
	7210 Indirect Cost	\$583,284
	9000 Oth Programs / Local Goals	\$0
	#N/A	\$71,025
	0067 1X AirQuality Imprv Non-CapExp	\$126,427
	0069 1X Facility Repair&Improvement	\$30,333
	0084 Covid Testing	\$658,896
	0085 Covid Contact Tracing	\$389,190
	6251 One-time TA 2021-22	\$5,322,522
	0088 PPE	\$214,361
	0076 1X Translation	\$527
	0087 Outdoor Dining	\$274,685
	0064 OneTime State Loan Repay	\$7,133,333
	0091 General Education Pre-k	\$0
	0093 1-Time School Perimeter Safety	\$172,762
3213 ESSER III Total		\$29,549,114
3216 ELO Esser II St Reserve	0020 One-Time Community Positions	\$109,642
	0045 One-Time Restorative Justice	\$1,278,943
	0050 One-Time Attendance Case Mgmt	\$958,683
	2236 Blueprint Transition cohort 2	\$800,604
	6352 One Time COVID Funding YR 2	\$0
	8504 Oakland Trans. Kinder.	\$310,372

OUSD COVID Budget Summary - 2022-23 UnAudited Actuals Data by Resource & Program Code

COVID Resource	COVID	
Sum of Expenditure		
Resource Code	Program Code	Total
3216 ELO Esser II St Reserve	9156 Violence Prevention	\$19,500
	#N/A	\$87,368
	9999 TempForCBO Only	\$0
3216 ELO Esser II St Reserve Total		\$3,565,112
7426 Expanded Learning Opp Para	0035 One-Time TK-2 Reading Tutors	\$1,797,578
	0040 One-Time Reading Acceleration	\$87,093
	6352 One Time COVID Funding YR 2	\$0
7426 Expanded Learning Opp Para Total		\$1,884,671
3211 ESSER CA Comm School Partner	1528 Community Schools Partnerships	\$1,421,449
	7210 Indirect Cost	\$38,095
3211 ESSER CA Comm School Partner Total		\$1,459,544
3210 ESSER ElemScdrySchlEmgcyRelief	0025 One-Time Mental Health	\$1,166
	0077 1x Nutrition Svcs Bridge	\$4,687
	4851 Educ Deprived Nonpub Schls	\$29,785
	7210 Indirect Cost	\$19,483
	9000 Oth Programs / Local Goals	\$286
	1011 Covid Tech Repair	\$43,022
	6251 One-time TA 2021-22	\$648,024
3210 ESSER ElemScdrySchlEmgcyRelief Total		\$746,452
3215 GEER Learning Loss Mitigation	0025 One-Time Mental Health	\$54
	0078 1x Credit Recovery	\$32,752
	4850 Educationally Deprived	\$32
	4851 Educ Deprived Nonpub Schls	\$3,306
	5300 Spec Ed K-12	\$0
	6350 Learning Loss Mitigation 1.0	\$1,033
	7210 Indirect Cost	\$996
3215 GEER Learning Loss Mitigation Total		\$38,174
7425 Expanded Learning Opp Prop98	0020 One-Time Community Positions	\$770,834
	0025 One-Time Mental Health	\$229,273
	0030 One-Time Targeted Tutoring	\$386,723
	0035 One-Time TK-2 Reading Tutors	\$1,269
	0040 One-Time Reading Acceleration	\$465,231
	0045 One-Time Restorative Justice	\$247,921
	0050 One-Time Attendance Case Mgmt	\$119,019
	0055 One-Time Parent/TCHR HomeVisit	\$1,046
	0060 One-Time Professional Learning	\$2,881
	0066 One-Time PubHlth&Safety	\$10,205
	0074 1X Family Engagement	\$24,965
	0078 1x Credit Recovery	\$83,158
	2236 Blueprint Transition cohort 2	\$135,560
	6352 One Time COVID Funding YR 2	\$0
	#N/A	\$22,883
	1110 General Education, K-12	\$0
	1169 Eld - English Lang Development	\$0
7425 Expanded Learning Opp Prop98 Total		\$2,500,969
3226 After School Educ & Safety	1553 P49ases After Sch.educ&safety	\$1,835,576
3226 After School Educ & Safety Total		\$1,835,576
3217 Expanded Learning GEER II	0055 One-Time Parent/TCHR HomeVisit	\$51,029
	0060 One-Time Professional Learning	\$27,908
	0074 1X Family Engagement	\$94,858
	0078 1x Credit Recovery	\$554,785
	6352 One Time COVID Funding YR 2	\$0
3217 Expanded Learning GEER II Total		\$728,581
3218 ELO ESSER III St Resv Emrgncy	0020 One-Time Community Positions	\$85,259
	0025 One-Time Mental Health	\$367,179
	0030 One-Time Targeted Tutoring	\$186,153
	0040 One-Time Reading Acceleration	\$121,451
	0050 One-Time Attendance Case Mgmt	\$21,376
	6352 One Time COVID Funding YR 2	\$0
	9156 Violence Prevention	\$273,071
3218 ELO ESSER III St Resv Emrgncy Total		\$1,054,489
3219 ELO ESSER III St Resv LL	0020 One-Time Community Positions	\$4,228,573
	6352 One Time COVID Funding YR 2	\$0
3219 ELO ESSER III St Resv LL Total		\$4,228,573
7435 Learning Recovery Emrgncy	9999 TempForCBO Only	\$0
7435 Learning Recovery Emrgncy Total		\$0
3225 ESSER III (ASES Summer)	1140 Summer Intervention	\$1,703,944
	1146 Summer Prog-district	\$726,681

**OUSD COVID Budget Summary - 2022-23 UnAudited Actuals
Data by Resource & Program Code**

COVID Resource	COVID	
Sum of Expenditure		
Resource Code	Program Code	Total
3225 ESSER III (ASES Summer) Total		\$2,430,625
Grand Total		\$75,220,955

OUSD COVID Budget Summary - 2022-23 UnAudited Actuals
Data by Division Type, Site, Resource & Object Classification

COVID Resource COVID

Sum of Expenditure						
Site Type	Site Code	Resource Code	Program Code	Classification	Total	
Elementary School	101 Allendale	3212 ESSER II	0040 One-Time Reading Acceleration	1 - Certificated Salaries	\$100,566	
				3 - Benefits	\$25,441	
			0040 One-Time Reading Acceleration Total			\$126,007
		3212 ESSER II Total				\$126,007
		3213 ESSER III	0030 One-Time Targeted Tutoring	1 - Certificated Salaries		\$52,224
				3 - Benefits		\$15,471
			0030 One-Time Targeted Tutoring Total			\$67,695
			#N/A	6 - Capital Outlay		\$0
			#N/A Total			\$0
			6251 One-time TA 2021-22	1 - Certificated Salaries		\$18,000
				2 - Classified Salaries		\$22,309
				3 - Benefits		\$4,451
			6251 One-time TA 2021-22 Total			\$44,760
		3213 ESSER III Total				\$112,455
		3216 ELO Esser II St Reserve	0050 One-Time Attendance Case Mgmt	2 - Classified Salaries		\$11,333
				3 - Benefits		\$7,633
			0050 One-Time Attendance Case Mgmt Total			\$18,967
			8504 Oakland Trans. Kinder.	2 - Classified Salaries		\$8,141
				3 - Benefits		\$2,644
			8504 Oakland Trans. Kinder. Total			\$10,785
		3216 ELO Esser II St Reserve Total				\$29,751
		7426 Expanded Learning Opp Para	0035 One-Time TK-2 Reading Tutors	2 - Classified Salaries		\$35,239
				3 - Benefits		\$14,229
			0035 One-Time TK-2 Reading Tutors Total			\$49,469
		7426 Expanded Learning Opp Para Total				\$49,469
		7425 Expanded Learning Opp Prop9	0020 One-Time Community Positions	2 - Classified Salaries		\$2,762
				3 - Benefits		\$324
			0020 One-Time Community Positions Total			\$3,086
			0050 One-Time Attendance Case Mgmt	2 - Classified Salaries		\$2,530
				3 - Benefits		\$1,696
			0050 One-Time Attendance Case Mgmt Total			\$4,226
		7425 Expanded Learning Opp Prop98 Total				\$7,312
		3226 After School Educ & Safety	1553 P49ases After Sch.educ&safety	5 - Other Services and Operating Expenditures		\$0
			1553 P49ases After Sch.educ&safety Total			\$0
		3226 After School Educ & Safety Total				\$0
		3219 ELO ESSER III St Resv LL	0020 One-Time Community Positions	2 - Classified Salaries		\$45,420
				3 - Benefits		\$12,670
			0020 One-Time Community Positions Total			\$58,090
		3219 ELO ESSER III St Resv LL Total				\$58,090
		101 Allendale Total				\$383,084
102 Bella Vista		3212 ESSER II	0025 One-Time Mental Health	4 - Books & Supplies	\$3,875	
				5 - Other Services and Operating Expenditures	\$0	
			0025 One-Time Mental Health Total			\$3,875
			0040 One-Time Reading Acceleration	1 - Certificated Salaries		\$41,306
				3 - Benefits		\$23,017
			0040 One-Time Reading Acceleration Total			\$64,323
		3212 ESSER II Total				\$68,198
		3213 ESSER III	0025 One-Time Mental Health	4 - Books & Supplies		\$752
			0025 One-Time Mental Health Total			\$752
			0040 One-Time Reading Acceleration	5 - Other Services and Operating Expenditures		\$35,000
			0040 One-Time Reading Acceleration Total			\$35,000
			6251 One-time TA 2021-22	1 - Certificated Salaries		\$21,000
				2 - Classified Salaries		\$23,907
				3 - Benefits		\$4,924
			6251 One-time TA 2021-22 Total			\$49,831
		3213 ESSER III Total				\$85,583
3216 ELO Esser II St Reserve	8504 Oakland Trans. Kinder.	2 - Classified Salaries		\$8,149		

OUSD COVID Budget Summary - 2022-23 UnAudited Actuals
Data by Division Type, Site, Resource & Object Classification

COVID Resource COVID

Sum of Expenditure								
Site Type	Site Code	Resource Code	Program Code	Classification	Total			
Elementary School	102 Bella Vista	3216 ELO Esser II St Reserve	8504 Oakland Trans. Kinder.	3 - Benefits	\$3,410			
		8504 Oakland Trans. Kinder. Total				\$11,560		
		3216 ELO Esser II St Reserve Total				\$11,560		
		7426 Expanded Learning Opp Para	0035 One-Time TK-2 Reading Tutors	2 - Classified Salaries	\$21,276			
				3 - Benefits	\$7,644			
		0035 One-Time TK-2 Reading Tutors Total				\$28,920		
			0040 One-Time Reading Acceleration	2 - Classified Salaries	\$9,636			
				3 - Benefits	\$6,809			
		0040 One-Time Reading Acceleration Total				\$16,445		
		7426 Expanded Learning Opp Para Total				\$45,365		
		3226 After School Educ & Safety	1553 P49ases After Sch.educ&safety	5 - Other Services and Operating Expenditures	\$20,046			
		1553 P49ases After Sch.educ&safety Total				\$20,046		
		3226 After School Educ & Safety Total				\$20,046		
		102 Bella Vista Total					\$230,752	
		103 Brookfield	3212 ESSER II	0025 One-Time Mental Health	5 - Other Services and Operating Expenditures	\$0		
				0025 One-Time Mental Health Total				\$0
					0040 One-Time Reading Acceleration	1 - Certificated Salaries	\$98,647	
				3 - Benefits	\$35,236			
	0040 One-Time Reading Acceleration Total				\$133,883			
	3212 ESSER II Total				\$133,883			
	3213 ESSER III		0040 One-Time Reading Acceleration	1 - Certificated Salaries	\$46,654			
				3 - Benefits	\$20,897			
			0040 One-Time Reading Acceleration Total				\$67,551	
			6251 One-time TA 2021-22	1 - Certificated Salaries	\$10,000			
				2 - Classified Salaries	\$28,624			
				3 - Benefits	\$4,175			
	6251 One-time TA 2021-22 Total				\$42,800			
	3213 ESSER III Total				\$110,351			
	3216 ELO Esser II St Reserve		8504 Oakland Trans. Kinder.	2 - Classified Salaries	\$161			
				3 - Benefits	\$19			
			8504 Oakland Trans. Kinder. Total				\$180	
	3216 ELO Esser II St Reserve Total				\$180			
	7426 Expanded Learning Opp Para		0035 One-Time TK-2 Reading Tutors	2 - Classified Salaries	\$1,905			
				3 - Benefits	\$224			
	0035 One-Time TK-2 Reading Tutors Total				\$2,128			
	7426 Expanded Learning Opp Para Total				\$2,128			
	3226 After School Educ & Safety		1553 P49ases After Sch.educ&safety	5 - Other Services and Operating Expenditures	\$14,029			
1553 P49ases After Sch.educ&safety Total				\$14,029				
3226 After School Educ & Safety Total				\$14,029				
103 Brookfield Total					\$260,571			
105 Burckhalter	3212 ESSER II	0030 One-Time Targeted Tutoring	1 - Certificated Salaries	\$405				
			3 - Benefits	\$104				
		0030 One-Time Targeted Tutoring Total				\$508		
		0035 One-Time TK-2 Reading Tutors	1 - Certificated Salaries	\$67,080				
			3 - Benefits	\$18,162				
			5 - Other Services and Operating Expenditures	\$9,831				
	0035 One-Time TK-2 Reading Tutors Total				\$95,072			
	3212 ESSER II Total				\$95,581			
	3213 ESSER III	6251 One-time TA 2021-22	1 - Certificated Salaries	\$11,000				
			2 - Classified Salaries	\$19,487				
			3 - Benefits	\$3,706				
	6251 One-time TA 2021-22 Total				\$34,192			
	3213 ESSER III Total				\$34,192			
	3216 ELO Esser II St Reserve	8504 Oakland Trans. Kinder.	2 - Classified Salaries	\$3,637				
			3 - Benefits	\$4,839				
		8504 Oakland Trans. Kinder. Total				\$8,476		
	3216 ELO Esser II St Reserve Total				\$8,476			

OUSD COVID Budget Summary - 2022-23 UnAudited Actuals
Data by Division Type, Site, Resource & Object Classification

COVID Resource COVID

Sum of Expenditure							
Site Type	Site Code	Resource Code	Program Code	Classification	Total		
Elementary School	105 Burckhalter	7426 Expanded Learning Opp Para	0035 One-Time TK-2 Reading Tutors	2 - Classified Salaries	\$42,666		
				3 - Benefits	\$39,459		
				0035 One-Time TK-2 Reading Tutors Total		\$82,124	
		7426 Expanded Learning Opp Para Total				\$82,124	
		3226 After School Educ & Safety	1553 P49ases After Sch.educ&safety	5 - Other Services and Operating Expenditures		\$42,992	
				1553 P49ases After Sch.educ&safety Total		\$42,992	
		3226 After School Educ & Safety Total				\$42,992	
		3218 ELO ESSER III St Resv Emerg	0030 One-Time Targeted Tutoring	1 - Certificated Salaries		\$0	
				3 - Benefits		\$0	
				0030 One-Time Targeted Tutoring Total		\$0	
				0050 One-Time Attendance Case Mgmt	2 - Classified Salaries	\$16,777	
					3 - Benefits	\$4,599	
				0050 One-Time Attendance Case Mgmt Total		\$21,376	
		3218 ELO ESSER III St Resv Emergency Total				\$21,376	
		105 Burckhalter Total				\$284,742	
	106 Chabot	3212 ESSER II		0035 One-Time TK-2 Reading Tutors	1 - Certificated Salaries	\$56,888	
					3 - Benefits	\$12,724	
					0035 One-Time TK-2 Reading Tutors Total		\$69,612
					0040 One-Time Reading Acceleration	1 - Certificated Salaries	\$60,964
						3 - Benefits	\$15,117
				0040 One-Time Reading Acceleration Total		\$76,081	
		3212 ESSER II Total				\$145,693	
		3213 ESSER III	6251 One-time TA 2021-22	1 - Certificated Salaries		\$28,000	
				2 - Classified Salaries		\$28,331	
				3 - Benefits		\$5,946	
				6251 One-time TA 2021-22 Total		\$62,277	
		3213 ESSER III Total				\$62,277	
		7425 Expanded Learning Opp Prop9	0020 One-Time Community Positions	1 - Certificated Salaries		\$4,030	
				3 - Benefits		\$3,306	
				0020 One-Time Community Positions Total		\$7,336	
	7425 Expanded Learning Opp Prop98 Total				\$7,336		
	3219 ELO ESSER III St Resv LL	0020 One-Time Community Positions	1 - Certificated Salaries		\$32,776		
			3 - Benefits		\$23,072		
		0020 One-Time Community Positions Total		\$55,848			
3219 ELO ESSER III St Resv LL Total				\$55,848			
106 Chabot Total				\$271,154			
107 East Oakland Pride	3212 ESSER II		0040 One-Time Reading Acceleration	1 - Certificated Salaries	\$9,643		
				3 - Benefits	\$4,498		
				5 - Other Services and Operating Expenditures		\$0	
			0040 One-Time Reading Acceleration Total		\$14,141		
	3212 ESSER II Total				\$14,141		
	3213 ESSER III	0030 One-Time Targeted Tutoring	1 - Certificated Salaries		\$57,264		
			3 - Benefits		\$14,093		
			0030 One-Time Targeted Tutoring Total		\$71,357		
			6251 One-time TA 2021-22	1 - Certificated Salaries	\$17,000		
				3 - Benefits	\$1,726		
			6251 One-time TA 2021-22 Total		\$18,726		
	3213 ESSER III Total				\$90,083		
	3216 ELO Esser II St Reserve	0050 One-Time Attendance Case Mgmt	2 - Classified Salaries		\$18,115		
			3 - Benefits		\$12,355		
			0050 One-Time Attendance Case Mgmt Total		\$30,469		
		8504 Oakland Trans. Kinder.	2 - Classified Salaries	\$7,006			
			3 - Benefits	\$4,147			
		8504 Oakland Trans. Kinder. Total		\$11,152			
3216 ELO Esser II St Reserve Total				\$41,622			
7426 Expanded Learning Opp Para	0035 One-Time TK-2 Reading Tutors	2 - Classified Salaries		\$27,014			
		3 - Benefits		\$16,183			

OUSD COVID Budget Summary - 2022-23 UnAudited Actuals
Data by Division Type, Site, Resource & Object Classification

COVID Resource COVID

Sum of Expenditure								
Site Type	Site Code	Resource Code	Program Code	Classification	Total			
Elementary School	107 East Oakland Pride	7426 Expanded Learning Opp Para	0035 One-Time TK-2 Reading Tutors Total			\$43,197		
		7426 Expanded Learning Opp Para Total				\$43,197		
		7425 Expanded Learning Opp Prop9	0050 One-Time Attendance Case Mgmt	2 - Classified Salaries		\$0		
				3 - Benefits		\$0		
			0050 One-Time Attendance Case Mgmt Total			\$0		
		7425 Expanded Learning Opp Prop98 Total				\$0		
		3226 After School Educ & Safety	1553 P49ases After Sch.educ&safety	5 - Other Services and Operating Expenditures		\$27,596		
			1553 P49ases After Sch.educ&safety Total			\$27,596		
		3226 After School Educ & Safety Total				\$27,596		
		107 East Oakland Pride Total					\$216,638	
		108 Cleveland	3212 ESSER II		0040 One-Time Reading Acceleration	1 - Certificated Salaries	\$46,938	
						3 - Benefits	\$21,463	
					0040 One-Time Reading Acceleration Total			\$68,401
				3212 ESSER II Total				\$68,401
				3213 ESSER III	0040 One-Time Reading Acceleration	1 - Certificated Salaries		\$89,161
					3 - Benefits		\$42,028	
			0040 One-Time Reading Acceleration Total			\$131,189		
			6251 One-time TA 2021-22	1 - Certificated Salaries		\$21,000		
				2 - Classified Salaries		\$10,170		
				3 - Benefits		\$3,492		
			6251 One-time TA 2021-22 Total			\$34,662		
	3213 ESSER III Total					\$165,852		
	7425 Expanded Learning Opp Prop9		0020 One-Time Community Positions	2 - Classified Salaries		\$7,643		
				3 - Benefits		\$2,836		
			0020 One-Time Community Positions Total			\$10,479		
	7425 Expanded Learning Opp Prop98 Total					\$10,479		
	3226 After School Educ & Safety		1553 P49ases After Sch.educ&safety	5 - Other Services and Operating Expenditures		\$30,065		
			1553 P49ases After Sch.educ&safety Total			\$30,065		
	3226 After School Educ & Safety Total				\$30,065			
	3219 ELO ESSER III St Resv LL	0020 One-Time Community Positions	2 - Classified Salaries		\$83,391			
			3 - Benefits		\$29,873			
		0020 One-Time Community Positions Total			\$113,265			
	3219 ELO ESSER III St Resv LL Total				\$113,265			
108 Cleveland Total					\$388,062			
111 Crocker Highlands	3212 ESSER II		0030 One-Time Targeted Tutoring	5 - Other Services and Operating Expenditures	\$0			
			0030 One-Time Targeted Tutoring Total			\$0		
			0040 One-Time Reading Acceleration	1 - Certificated Salaries		\$35,885		
				3 - Benefits		\$9,048		
			0040 One-Time Reading Acceleration Total			\$44,932		
		3212 ESSER II Total				\$44,932		
	3213 ESSER III	0030 One-Time Targeted Tutoring	1 - Certificated Salaries		\$52,412			
			3 - Benefits		\$30,241			
			5 - Other Services and Operating Expenditures		\$800			
		0030 One-Time Targeted Tutoring Total			\$83,453			
		6251 One-time TA 2021-22	1 - Certificated Salaries		\$21,000			
			2 - Classified Salaries		\$10,221			
			3 - Benefits		\$2,937			
		6251 One-time TA 2021-22 Total			\$34,158			
	3213 ESSER III Total				\$117,611			
7425 Expanded Learning Opp Prop9	0020 One-Time Community Positions	5 - Other Services and Operating Expenditures		\$2,500				
	0020 One-Time Community Positions Total			\$2,500				
7425 Expanded Learning Opp Prop98 Total				\$2,500				
111 Crocker Highlands Total					\$165,044			
112 Greenleaf Elementary	3212 ESSER II		0025 One-Time Mental Health	5 - Other Services and Operating Expenditures	\$0			
			0025 One-Time Mental Health Total			\$0		
			0030 One-Time Targeted Tutoring	1 - Certificated Salaries		\$77,106		
		3 - Benefits		\$47,292				

OUSD COVID Budget Summary - 2022-23 UnAudited Actuals
Data by Division Type, Site, Resource & Object Classification

COVID Resource COVID

Sum of Expenditure	Site Type	Site Code	Resource Code	Program Code	Classification	Total
	Elementary School	112 Greenleaf Elementary	3212 ESSER II	0030 One-Time Targeted Tutoring Total		\$124,398
			3212 ESSER II Total			\$124,398
			3213 ESSER III	0050 One-Time Attendance Case Mgmt	1 - Certificated Salaries	\$11,666
					3 - Benefits	\$4,587
				0050 One-Time Attendance Case Mgmt Total		\$16,252
				6251 One-time TA 2021-22	1 - Certificated Salaries	\$25,000
					2 - Classified Salaries	\$5,788
					3 - Benefits	\$2,812
				6251 One-time TA 2021-22 Total		\$33,600
			3213 ESSER III Total			\$49,853
			3216 ELO Esser II St Reserve	8504 Oakland Trans. Kinder.	2 - Classified Salaries	\$10,434
					3 - Benefits	\$12,280
				8504 Oakland Trans. Kinder. Total		\$22,715
			3216 ELO Esser II St Reserve Total			\$22,715
			7426 Expanded Learning Opp Para	0035 One-Time TK-2 Reading Tutors	2 - Classified Salaries	\$40,003
					3 - Benefits	\$47,073
				0035 One-Time TK-2 Reading Tutors Total		\$87,076
				0040 One-Time Reading Acceleration	2 - Classified Salaries	\$788
					3 - Benefits	\$292
				0040 One-Time Reading Acceleration Total		\$1,080
			7426 Expanded Learning Opp Para Total			\$88,156
			7425 Expanded Learning Opp Prop9	0020 One-Time Community Positions	2 - Classified Salaries	\$8,978
					3 - Benefits	\$3,719
				0020 One-Time Community Positions Total		\$12,697
				0066 One-Time PubHlth&Safety	2 - Classified Salaries	\$998
					3 - Benefits	\$413
				0066 One-Time PubHlth&Safety Total		\$1,411
			7425 Expanded Learning Opp Prop98 Total			\$14,108
			3226 After School Educ & Safety	1553 P49ases After Sch.educ&safety	2 - Classified Salaries	\$3,260
					3 - Benefits	\$797
					5 - Other Services and Operating Expenditures	\$15,934
				1553 P49ases After Sch.educ&safety Total		\$19,991
			3226 After School Educ & Safety Total			\$19,991
		112 Greenleaf Elementary Total				\$319,220
		114 Global Family School	3213 ESSER III	0040 One-Time Reading Acceleration	1 - Certificated Salaries	\$64,572
					3 - Benefits	\$24,314
				0040 One-Time Reading Acceleration Total		\$88,886
				6251 One-time TA 2021-22	1 - Certificated Salaries	\$27,000
					2 - Classified Salaries	\$7,324
					3 - Benefits	\$3,187
				6251 One-time TA 2021-22 Total		\$37,511
			3213 ESSER III Total			\$126,397
			3216 ELO Esser II St Reserve	8504 Oakland Trans. Kinder.	2 - Classified Salaries	\$5,082
					3 - Benefits	\$1,774
				8504 Oakland Trans. Kinder. Total		\$6,856
			3216 ELO Esser II St Reserve Total			\$6,856
			7426 Expanded Learning Opp Para	0035 One-Time TK-2 Reading Tutors	2 - Classified Salaries	\$18,044
					3 - Benefits	\$6,312
				0035 One-Time TK-2 Reading Tutors Total		\$24,356
			7426 Expanded Learning Opp Para Total			\$24,356
			3226 After School Educ & Safety	1553 P49ases After Sch.educ&safety	5 - Other Services and Operating Expenditures	\$23,228
				1553 P49ases After Sch.educ&safety Total		\$23,228
			3226 After School Educ & Safety Total			\$23,228
		114 Global Family School Total				\$180,837
		116 Franklin	3212 ESSER II	0025 One-Time Mental Health	5 - Other Services and Operating Expenditures	\$0
				0025 One-Time Mental Health Total		\$0
				0030 One-Time Targeted Tutoring	2 - Classified Salaries	\$525

OUSD COVID Budget Summary - 2022-23 UnAudited Actuals
Data by Division Type, Site, Resource & Object Classification

COVID Resource COVID

Sum of Expenditure							
Site Type	Site Code	Resource Code	Program Code	Classification	Total		
Elementary School	116 Franklin	3212 ESSER II	0030 One-Time Targeted Tutoring	3 - Benefits	\$195		
			0030 One-Time Targeted Tutoring Total		\$720		
			0040 One-Time Reading Acceleration	1 - Certificated Salaries	\$17,422		
				3 - Benefits	\$11,276		
			0040 One-Time Reading Acceleration Total		\$28,698		
			3212 ESSER II Total		\$29,419		
			3213 ESSER III	0030 One-Time Targeted Tutoring	1 - Certificated Salaries	\$102,932	
					3 - Benefits	\$49,176	
			0030 One-Time Targeted Tutoring Total		\$152,108		
				6251 One-time TA 2021-22	1 - Certificated Salaries	\$27,000	
					2 - Classified Salaries	\$27,901	
					3 - Benefits	\$6,298	
			6251 One-time TA 2021-22 Total		\$61,199		
			3213 ESSER III Total		\$213,307		
			3216 ELO Esser II St Reserve	0050 One-Time Attendance Case Mgmt	2 - Classified Salaries	\$17,297	
					3 - Benefits	\$11,934	
			0050 One-Time Attendance Case Mgmt Total		\$29,231		
				8504 Oakland Trans. Kinder.	2 - Classified Salaries	\$10,341	
					3 - Benefits	\$3,218	
			8504 Oakland Trans. Kinder. Total		\$13,559		
			3216 ELO Esser II St Reserve Total		\$42,790		
			7426 Expanded Learning Opp Para	0035 One-Time TK-2 Reading Tutors	2 - Classified Salaries	\$54,369	
					3 - Benefits	\$14,075	
			0035 One-Time TK-2 Reading Tutors Total		\$68,444		
				0040 One-Time Reading Acceleration	2 - Classified Salaries	\$10,381	
					3 - Benefits	\$3,346	
			0040 One-Time Reading Acceleration Total		\$13,727		
			7426 Expanded Learning Opp Para Total		\$82,171		
			7425 Expanded Learning Opp Prop9	0050 One-Time Attendance Case Mgmt	2 - Classified Salaries	\$1,827	
					3 - Benefits	\$1,314	
			0050 One-Time Attendance Case Mgmt Total		\$3,142		
			7425 Expanded Learning Opp Prop98 Total		\$3,142		
			3226 After School Educ & Safety	1553 P49ases After Sch.educ&safety	5 - Other Services and Operating Expenditures	\$24,306	
			1553 P49ases After Sch.educ&safety Total		\$24,306		
			3226 After School Educ & Safety Total		\$24,306		
			116 Franklin Total		\$395,135		
			117 Fruitvale	3212 ESSER II	0040 One-Time Reading Acceleration	1 - Certificated Salaries	\$201,849
					3 - Benefits	\$84,558	
					4 - Books & Supplies	\$0	
			0040 One-Time Reading Acceleration Total		\$286,407		
			3212 ESSER II Total		\$286,407		
			3213 ESSER III	0030 One-Time Targeted Tutoring	1 - Certificated Salaries	\$37,811	
					3 - Benefits	\$16,431	
			0030 One-Time Targeted Tutoring Total		\$54,242		
				6251 One-time TA 2021-22	1 - Certificated Salaries	\$12,000	
					2 - Classified Salaries	\$30,617	
					3 - Benefits	\$4,792	
	6251 One-time TA 2021-22 Total		\$47,409				
	3213 ESSER III Total		\$101,651				
	3216 ELO Esser II St Reserve	0050 One-Time Attendance Case Mgmt	2 - Classified Salaries	\$13,752			
			3 - Benefits	\$17,712			
	0050 One-Time Attendance Case Mgmt Total		\$31,463				
		8504 Oakland Trans. Kinder.	2 - Classified Salaries	\$1,423			
			3 - Benefits	\$453			
	8504 Oakland Trans. Kinder. Total		\$1,876				
	3216 ELO Esser II St Reserve Total		\$33,340				
	7426 Expanded Learning Opp Para	0035 One-Time TK-2 Reading Tutors	2 - Classified Salaries	\$7,773			

OUSD COVID Budget Summary - 2022-23 UnAudited Actuals
Data by Division Type, Site, Resource & Object Classification

COVID Resource COVID

Sum of Expenditure								
Site Type	Site Code	Resource Code	Program Code	Classification	Total			
Elementary School	117 Fruitvale	7426 Expanded Learning Opp Para	0035 One-Time TK-2 Reading Tutors	3 - Benefits	\$2,700			
		0035 One-Time TK-2 Reading Tutors Total				\$10,473		
		7426 Expanded Learning Opp Para Total					\$10,473	
		7425 Expanded Learning Opp Prop9	0050 One-Time Attendance Case Mgmt	2 - Classified Salaries		\$1,477		
				3 - Benefits		\$1,949		
		0050 One-Time Attendance Case Mgmt Total				\$3,426		
		7425 Expanded Learning Opp Prop98 Total					\$3,426	
		3226 After School Educ & Safety	1553 P49ases After Sch.educ&safety	5 - Other Services and Operating Expenditures		\$0		
		1553 P49ases After Sch.educ&safety Total				\$0		
		3226 After School Educ & Safety Total					\$0	
		117 Fruitvale Total					\$435,297	
		118 Garfield	3212 ESSER II	0040 One-Time Reading Acceleration	1 - Certificated Salaries		\$41,117	
					3 - Benefits		\$15,138	
				0040 One-Time Reading Acceleration Total				\$56,256
				3212 ESSER II Total				
	3213 ESSER III			6251 One-time TA 2021-22	1 - Certificated Salaries		\$27,000	
					2 - Classified Salaries		\$31,608	
					3 - Benefits		\$6,202	
	6251 One-time TA 2021-22 Total				\$64,810			
	3213 ESSER III Total					\$64,810		
	3216 ELO Esser II St Reserve			0045 One-Time Restorative Justice	2 - Classified Salaries		\$56,041	
					3 - Benefits		\$29,829	
	0045 One-Time Restorative Justice Total				\$85,870			
				8504 Oakland Trans. Kinder.	2 - Classified Salaries		\$10,826	
					3 - Benefits		\$7,014	
	8504 Oakland Trans. Kinder. Total				\$17,840			
			#N/A	1 - Certificated Salaries		\$62,945		
				3 - Benefits		\$24,424		
	#N/A Total				\$87,368			
	3216 ELO Esser II St Reserve Total					\$191,078		
	7426 Expanded Learning Opp Para		0035 One-Time TK-2 Reading Tutors	2 - Classified Salaries		\$41,399		
				3 - Benefits		\$27,045		
	0035 One-Time TK-2 Reading Tutors Total				\$68,445			
	7426 Expanded Learning Opp Para Total					\$68,445		
	7425 Expanded Learning Opp Prop9		0020 One-Time Community Positions	2 - Classified Salaries		\$26,754		
			3 - Benefits		\$12,430			
0020 One-Time Community Positions Total				\$39,184				
	0045 One-Time Restorative Justice		2 - Classified Salaries		\$6,450			
			3 - Benefits		\$3,397			
0045 One-Time Restorative Justice Total				\$9,847				
	0066 One-Time PubHlth&Safety		2 - Classified Salaries		\$1,099			
			3 - Benefits		\$170			
0066 One-Time PubHlth&Safety Total				\$1,269				
	#N/A		1 - Certificated Salaries		\$17,926			
			3 - Benefits		\$4,958			
#N/A Total				\$22,883				
7425 Expanded Learning Opp Prop98 Total					\$73,184			
3226 After School Educ & Safety	1553 P49ases After Sch.educ&safety	5 - Other Services and Operating Expenditures		\$47,132				
1553 P49ases After Sch.educ&safety Total				\$47,132				
3226 After School Educ & Safety Total					\$47,132			
3218 ELO ESSER III St Resv Emerq	0020 One-Time Community Positions	2 - Classified Salaries		\$7,023				
		3 - Benefits		\$2,498				
0020 One-Time Community Positions Total				\$9,520				
3218 ELO ESSER III St Resv Emergency Total					\$9,520			
3219 ELO ESSER III St Resv LL	0020 One-Time Community Positions	2 - Classified Salaries		\$84,207				
		3 - Benefits		\$54,451				
0020 One-Time Community Positions Total				\$138,657				

OUSD COVID Budget Summary - 2022-23 UnAudited Actuals
Data by Division Type, Site, Resource & Object Classification

COVID Resource COVID

Sum of Expenditure							
Site Type	Site Code	Resource Code	Program Code	Classification	Total		
Elementary School	118 Garfield	3219 ELO ESSER III St Resv LL Total			\$138,657		
	118 Garfield Total				\$649,083		
	119 Glenview	3212 ESSER II	0030 One-Time Targeted Tutoring	1 - Certificated Salaries	\$46,671		
				3 - Benefits	\$11,703		
			0030 One-Time Targeted Tutoring Total			\$58,374	
			0040 One-Time Reading Acceleration	1 - Certificated Salaries	\$54,618		
				3 - Benefits	\$23,355		
			0040 One-Time Reading Acceleration Total			\$77,974	
			3212 ESSER II Total				\$136,348
			3213 ESSER III	0040 One-Time Reading Acceleration	2 - Classified Salaries	\$30,252	
						3 - Benefits	\$3,824
					0040 One-Time Reading Acceleration Total		
	6251 One-time TA 2021-22	1 - Certificated Salaries			\$21,000		
		2 - Classified Salaries	\$7,264				
		3 - Benefits	\$2,983				
	6251 One-time TA 2021-22 Total			\$31,247			
	3213 ESSER III Total				\$65,323		
	3226 After School Educ & Safety	1553 P49ases After Sch.educ&safety	5 - Other Services and Operating Expenditures		\$36,703		
			1553 P49ases After Sch.educ&safety Total			\$36,703	
	3226 After School Educ & Safety Total				\$36,703		
	119 Glenview Total				\$238,374		
	121 La Escuelita	3212 ESSER II	0040 One-Time Reading Acceleration	1 - Certificated Salaries	\$71,297		
				3 - Benefits	\$28,669		
		0040 One-Time Reading Acceleration Total			\$99,966		
		3212 ESSER II Total				\$99,966	
		3213 ESSER III	0035 One-Time TK-2 Reading Tutors	2 - Classified Salaries	\$5,010		
					3 - Benefits	\$1,139	
				0035 One-Time TK-2 Reading Tutors Total			\$6,148
				6251 One-time TA 2021-22	1 - Certificated Salaries	\$16,000	
		2 - Classified Salaries	\$7,236				
		3 - Benefits	\$2,298				
		6251 One-time TA 2021-22 Total			\$25,534		
		3213 ESSER III Total				\$31,683	
		3216 ELO Esser II St Reserve	0050 One-Time Attendance Case Mgmt	2 - Classified Salaries	\$56,421		
					3 - Benefits	\$37,647	
				0050 One-Time Attendance Case Mgmt Total			\$94,068
				8504 Oakland Trans. Kinder.	2 - Classified Salaries	\$5,995	
		3 - Benefits	\$7,082				
		8504 Oakland Trans. Kinder. Total			\$13,077		
		3216 ELO Esser II St Reserve Total				\$107,145	
		7426 Expanded Learning Opp Para	0035 One-Time TK-2 Reading Tutors	2 - Classified Salaries	\$23,871		
	3 - Benefits			\$31,492			
	0035 One-Time TK-2 Reading Tutors Total			\$55,363			
	7426 Expanded Learning Opp Para Total				\$55,363		
	7425 Expanded Learning Opp Prop9	0050 One-Time Attendance Case Mgmt	2 - Classified Salaries	\$2,970			
				3 - Benefits	\$2,086		
			0050 One-Time Attendance Case Mgmt Total			\$5,055	
2236 Blueprint Transition cohort 2			1 - Certificated Salaries	\$0			
	2 - Classified Salaries	\$5,287					
	3 - Benefits	\$646					
2236 Blueprint Transition cohort 2 Total			\$5,933				
7425 Expanded Learning Opp Prop98 Total				\$10,988			
3226 After School Educ & Safety	1553 P49ases After Sch.educ&safety	5 - Other Services and Operating Expenditures		\$42,405			
		1553 P49ases After Sch.educ&safety Total			\$42,405		
3226 After School Educ & Safety Total				\$42,405			
121 La Escuelita Total				\$347,550			
122 Grass Valley	3212 ESSER II	0040 One-Time Reading Acceleration	1 - Certificated Salaries	\$63,800			

OUSD COVID Budget Summary - 2022-23 UnAudited Actuals
Data by Division Type, Site, Resource & Object Classification

COVID Resource COVID

Sum of Expenditure							
Site Type	Site Code	Resource Code	Program Code	Classification	Total		
Elementary School	122 Grass Valley	3212 ESSER II	0040 One-Time Reading Acceleration	3 - Benefits	\$24,585		
			0040 One-Time Reading Acceleration Total		\$88,385		
			0050 One-Time Attendance Case Mgmt	1 - Certificated Salaries	\$54,023		
				3 - Benefits	\$20,236		
			0050 One-Time Attendance Case Mgmt Total		\$74,259		
			3212 ESSER II Total			\$162,644	
			3213 ESSER III	6251 One-time TA 2021-22	1 - Certificated Salaries	\$9,000	
					2 - Classified Salaries	\$16,332	
					3 - Benefits	\$2,763	
			6251 One-time TA 2021-22 Total			\$28,095	
			3213 ESSER III Total			\$28,095	
			3216 ELO Esser II St Reserve	8504 Oakland Trans. Kinder.	2 - Classified Salaries	\$3,557	
					3 - Benefits	\$4,286	
			8504 Oakland Trans. Kinder. Total			\$7,843	
			3216 ELO Esser II St Reserve Total			\$7,843	
			7426 Expanded Learning Opp Para	0035 One-Time TK-2 Reading Tutors	2 - Classified Salaries	\$13,641	
					3 - Benefits	\$16,465	
			0035 One-Time TK-2 Reading Tutors Total			\$30,105	
			7426 Expanded Learning Opp Para Total			\$30,105	
			3226 After School Educ & Safety	1553 P49ases After Sch.educ&safety	5 - Other Services and Operating Expenditures	\$22,810	
			1553 P49ases After Sch.educ&safety Total			\$22,810	
			3226 After School Educ & Safety Total			\$22,810	
			122 Grass Valley Total			\$251,498	
			125 New Highland Academy	3212 ESSER II	0020 One-Time Community Positions	5 - Other Services and Operating Expenditures	\$0
				0020 One-Time Community Positions Total		\$0	
			3212 ESSER II Total			\$0	
			3213 ESSER III	0020 One-Time Community Positions	5 - Other Services and Operating Expenditures	\$47,725	
				0020 One-Time Community Positions Total		\$47,725	
				6251 One-time TA 2021-22	1 - Certificated Salaries	\$23,000	
					2 - Classified Salaries	\$6,003	
					3 - Benefits	\$3,010	
			6251 One-time TA 2021-22 Total			\$32,014	
			3213 ESSER III Total			\$79,739	
			3216 ELO Esser II St Reserve	8504 Oakland Trans. Kinder.	2 - Classified Salaries	\$9,834	
					3 - Benefits	\$8,348	
			8504 Oakland Trans. Kinder. Total			\$18,182	
			3216 ELO Esser II St Reserve Total			\$18,182	
			7426 Expanded Learning Opp Para	0035 One-Time TK-2 Reading Tutors	2 - Classified Salaries	\$39,988	
					3 - Benefits	\$33,790	
			0035 One-Time TK-2 Reading Tutors Total			\$73,778	
			7426 Expanded Learning Opp Para Total			\$73,778	
			7425 Expanded Learning Opp Prop9	2236 Blueprint Transition cohort 2	1 - Certificated Salaries	\$0	
					2 - Classified Salaries	\$0	
					3 - Benefits	\$0	
			2236 Blueprint Transition cohort 2 Total			\$0	
			7425 Expanded Learning Opp Prop98 Total			\$0	
			3226 After School Educ & Safety	1553 P49ases After Sch.educ&safety	5 - Other Services and Operating Expenditures	\$30,703	
	1553 P49ases After Sch.educ&safety Total			\$30,703			
	3226 After School Educ & Safety Total			\$30,703			
	125 New Highland Academy Total			\$202,401			
	127 Hillcrest	3212 ESSER II	0030 One-Time Targeted Tutoring	1 - Certificated Salaries	\$101,466		
			3 - Benefits	\$37,559			
		0030 One-Time Targeted Tutoring Total		\$139,025			
		0040 One-Time Reading Acceleration	1 - Certificated Salaries	\$46,246			
			3 - Benefits	\$24,815			
	0040 One-Time Reading Acceleration Total			\$71,061			
	3212 ESSER II Total			\$210,086			

OUSD COVID Budget Summary - 2022-23 UnAudited Actuals
Data by Division Type, Site, Resource & Object Classification

COVID Resource COVID

Sum of Expenditure							
Site Type	Site Code	Resource Code	Program Code	Classification	Total		
Elementary School	127 Hillcrest	3213 ESSER III	0025 One-Time Mental Health	4 - Books & Supplies	\$8,704		
			0025 One-Time Mental Health Total		\$8,704		
			6251 One-time TA 2021-22	1 - Certificated Salaries	\$19,000		
			2 - Classified Salaries	\$3,588			
			3 - Benefits	\$2,292			
			6251 One-time TA 2021-22 Total	\$24,881			
			3213 ESSER III Total	\$33,585			
			3210 ESSER ElemScdrySchlEmgcyF	0025 One-Time Mental Health	4 - Books & Supplies	\$1,166	
				0025 One-Time Mental Health Total		\$1,166	
			3210 ESSER ElemScdrySchlEmgcyRelief Total			\$1,166	
			3215 GEER Learning Loss Mitigati	0025 One-Time Mental Health	4 - Books & Supplies	\$54	
				0025 One-Time Mental Health Total		\$54	
			3215 GEER Learning Loss Mitigation Total			\$54	
			127 Hillcrest Total			\$244,892	
		133 Lincoln	133 Lincoln	3212 ESSER II	0030 One-Time Targeted Tutoring	2 - Classified Salaries	\$11,141
					3 - Benefits	\$1,441	
					5 - Other Services and Operating Expenditures	\$9,730	
				0030 One-Time Targeted Tutoring Total	\$22,312		
				0040 One-Time Reading Acceleration	2 - Classified Salaries	\$2,069	
					3 - Benefits	\$243	
				0040 One-Time Reading Acceleration Total	\$2,312		
				3212 ESSER II Total			\$24,624
				3213 ESSER III	6251 One-time TA 2021-22	1 - Certificated Salaries	\$33,000
						3 - Benefits	\$3,685
					6251 One-time TA 2021-22 Total		\$36,685
				3213 ESSER III Total			\$36,685
				3216 ELO Esser II St Reserve	0045 One-Time Restorative Justice	1 - Certificated Salaries	\$51,319
						3 - Benefits	\$12,780
					0045 One-Time Restorative Justice Total		\$64,099
				8504 Oakland Trans. Kinder.	2 - Classified Salaries	\$13,714	
					3 - Benefits	\$773	
				8504 Oakland Trans. Kinder. Total		\$14,487	
			3216 ELO Esser II St Reserve Total			\$78,586	
	7425 Expanded Learning Opp Prop9		0020 One-Time Community Positions	2 - Classified Salaries	\$11,363		
				3 - Benefits	\$1,735		
			0020 One-Time Community Positions Total		\$13,099		
			0025 One-Time Mental Health	5 - Other Services and Operating Expenditures	\$4,286		
			0025 One-Time Mental Health Total		\$4,286		
			0045 One-Time Restorative Justice	1 - Certificated Salaries	\$5,291		
				3 - Benefits	\$1,310		
			0045 One-Time Restorative Justice Total		\$6,601		
			0066 One-Time PubHlth&Safety	2 - Classified Salaries	\$3,745		
				3 - Benefits	\$735		
			0066 One-Time PubHlth&Safety Total		\$4,480		
	7425 Expanded Learning Opp Prop98 Total				\$28,465		
	3226 After School Educ & Safety		1553 P49ases After Sch.educ&safety	5 - Other Services and Operating Expenditures	\$21,289		
			1553 P49ases After Sch.educ&safety Total		\$21,289		
	3226 After School Educ & Safety Total			\$21,289			
	3218 ELO ESSER III St Resv Emrg	0020 One-Time Community Positions	2 - Classified Salaries	\$13,000			
			3 - Benefits	\$4,825			
		0020 One-Time Community Positions Total		\$17,825			
	3218 ELO ESSER III St Resv Emergency Total			\$17,825			
	133 Lincoln Total			\$207,473			
136 Horace Mann	136 Horace Mann	3212 ESSER II	0030 One-Time Targeted Tutoring	5 - Other Services and Operating Expenditures	\$0		
			0030 One-Time Targeted Tutoring Total		\$0		
			0040 One-Time Reading Acceleration	1 - Certificated Salaries	\$50,921		
			3 - Benefits	\$22,444			

OUSD COVID Budget Summary - 2022-23 UnAudited Actuals
Data by Division Type, Site, Resource & Object Classification

COVID Resource COVID

Sum of Expenditure						
Site Type	Site Code	Resource Code	Program Code	Classification	Total	
Elementary School	136 Horace Mann	3212 ESSER II	0040 One-Time Reading Acceleration Total			\$73,365
		3212 ESSER II Total			\$73,365	
		3213 ESSER III	0040 One-Time Reading Acceleration	1 - Certificated Salaries	\$82,656	
				3 - Benefits	\$29,314	
				0040 One-Time Reading Acceleration Total	\$111,971	
				6251 One-time TA 2021-22	1 - Certificated Salaries	\$10,000
					3 - Benefits	\$884
				6251 One-time TA 2021-22 Total	\$10,884	
		3213 ESSER III Total			\$122,855	
		3216 ELO Esser II St Reserve	8504 Oakland Trans. Kinder.	2 - Classified Salaries	\$6,662	
				3 - Benefits	\$3,269	
				8504 Oakland Trans. Kinder. Total	\$9,930	
		3216 ELO Esser II St Reserve Total			\$9,930	
		7426 Expanded Learning Opp Para	0035 One-Time TK-2 Reading Tutors	2 - Classified Salaries	\$25,778	
				3 - Benefits	\$13,285	
				0035 One-Time TK-2 Reading Tutors Total	\$39,062	
		7426 Expanded Learning Opp Para Total			\$39,062	
		3226 After School Educ & Safety	1553 P49ases After Sch.educ&safety	5 - Other Services and Operating Expenditures	\$38,903	
				1553 P49ases After Sch.educ&safety Total	\$38,903	
		3226 After School Educ & Safety Total			\$38,903	
		136 Horace Mann Total			\$284,115	
		138 Markham	3213 ESSER III	0040 One-Time Reading Acceleration	1 - Certificated Salaries	\$59,506
					3 - Benefits	\$21,319
				0040 One-Time Reading Acceleration Total	\$80,826	
				6251 One-time TA 2021-22	1 - Certificated Salaries	\$12,000
					2 - Classified Salaries	\$5,462
					3 - Benefits	\$1,863
				6251 One-time TA 2021-22 Total	\$19,325	
	3213 ESSER III Total				\$100,151	
	3216 ELO Esser II St Reserve		8504 Oakland Trans. Kinder.	2 - Classified Salaries	\$2,195	
				3 - Benefits	\$258	
				8504 Oakland Trans. Kinder. Total	\$2,453	
	3216 ELO Esser II St Reserve Total				\$2,453	
	7426 Expanded Learning Opp Para		0035 One-Time TK-2 Reading Tutors	2 - Classified Salaries	\$10,294	
				3 - Benefits	\$1,209	
				0035 One-Time TK-2 Reading Tutors Total	\$11,502	
	7426 Expanded Learning Opp Para Total				\$11,502	
	7425 Expanded Learning Opp Prop9		0020 One-Time Community Positions	2 - Classified Salaries	\$0	
				3 - Benefits	\$0	
				0020 One-Time Community Positions Total	\$0	
			0025 One-Time Mental Health	2 - Classified Salaries	\$19,188	
			3 - Benefits	\$3,931		
		0025 One-Time Mental Health Total	\$23,119			
		0030 One-Time Targeted Tutoring	4 - Books & Supplies	\$0		
		0030 One-Time Targeted Tutoring Total	\$0			
7425 Expanded Learning Opp Prop98 Total			\$23,119			
3226 After School Educ & Safety	1553 P49ases After Sch.educ&safety	5 - Other Services and Operating Expenditures	\$32,439			
		1553 P49ases After Sch.educ&safety Total	\$32,439			
3226 After School Educ & Safety Total			\$32,439			
3218 ELO ESSER III St Resv Emerg	0025 One-Time Mental Health	2 - Classified Salaries	\$49,196			
		3 - Benefits	\$17,020			
		0025 One-Time Mental Health Total	\$66,215			
3218 ELO ESSER III St Resv Emergency Total			\$66,215			
3219 ELO ESSER III St Resv LL	0020 One-Time Community Positions	2 - Classified Salaries	\$28,312			
		3 - Benefits	\$10,307			
		0020 One-Time Community Positions Total	\$38,619			
3219 ELO ESSER III St Resv LL Total			\$38,619			

OUSD COVID Budget Summary - 2022-23 UnAudited Actuals
Data by Division Type, Site, Resource & Object Classification

COVID Resource COVID

Sum of Expenditure	Site Type	Site Code	Resource Code	Program Code	Classification	Total
	Elementary School	138 Markham Total				\$274,498
		142 Joaquin Miller	3212 ESSER II	0025 One-Time Mental Health	5 - Other Services and Operating Expenditures	\$0
				0025 One-Time Mental Health Total		\$0
				0040 One-Time Reading Acceleration	1 - Certificated Salaries	\$115,847
					3 - Benefits	\$43,123
					5 - Other Services and Operating Expenditures	\$0
				0040 One-Time Reading Acceleration Total		\$158,970
			3212 ESSER II Total			\$158,970
			3213 ESSER III	0025 One-Time Mental Health	5 - Other Services and Operating Expenditures	\$16,000
				0025 One-Time Mental Health Total		\$16,000
				0030 One-Time Targeted Tutoring	1 - Certificated Salaries	\$17,085
					3 - Benefits	\$10,952
					5 - Other Services and Operating Expenditures	\$21,501
				0030 One-Time Targeted Tutoring Total		\$49,539
				0040 One-Time Reading Acceleration	5 - Other Services and Operating Expenditures	\$29,416
				0040 One-Time Reading Acceleration Total		\$29,416
				6251 One-time TA 2021-22	1 - Certificated Salaries	\$21,000
					3 - Benefits	\$2,339
				6251 One-time TA 2021-22 Total		\$23,339
			3213 ESSER III Total			\$118,294
		142 Joaquin Miller Total				\$277,264
		143 Montclair	3212 ESSER II	0040 One-Time Reading Acceleration	1 - Certificated Salaries	\$37,913
					3 - Benefits	\$16,859
				0040 One-Time Reading Acceleration Total		\$54,772
			3212 ESSER II Total			\$54,772
			3213 ESSER III	6251 One-time TA 2021-22	1 - Certificated Salaries	\$25,000
					2 - Classified Salaries	\$16,312
					3 - Benefits	\$4,600
				6251 One-time TA 2021-22 Total		\$45,912
			3213 ESSER III Total			\$45,912
			7426 Expanded Learning Opp Para	0035 One-Time TK-2 Reading Tutors	2 - Classified Salaries	\$10,020
					3 - Benefits	\$3,124
				0035 One-Time TK-2 Reading Tutors Total		\$13,144
			7426 Expanded Learning Opp Para Total			\$13,144
			7425 Expanded Learning Opp Prop9	0020 One-Time Community Positions	2 - Classified Salaries	\$17,824
					3 - Benefits	\$4,247
				0020 One-Time Community Positions Total		\$22,071
				0066 One-Time PubHlth&Safety	2 - Classified Salaries	\$998
					3 - Benefits	\$155
				0066 One-Time PubHlth&Safety Total		\$1,152
				1110 General Education, K-12	1 - Certificated Salaries	\$0
					3 - Benefits	\$0
				1110 General Education, K-12 Total		\$0
			7425 Expanded Learning Opp Prop98 Total			\$23,223
			3218 ELO ESSER III St Resv Emerg	0020 One-Time Community Positions	1 - Certificated Salaries	\$37,333
					3 - Benefits	\$20,581
				0020 One-Time Community Positions Total		\$57,914
			3218 ELO ESSER III St Resv Emergency Total			\$57,914
			3219 ELO ESSER III St Resv LL	0020 One-Time Community Positions	2 - Classified Salaries	\$84,405
					3 - Benefits	\$38,288
				0020 One-Time Community Positions Total		\$122,693
			3219 ELO ESSER III St Resv LL Total			\$122,693
		143 Montclair Total				\$317,657
		144 Parker	3213 ESSER III	6251 One-time TA 2021-22	2 - Classified Salaries	\$6,463
					3 - Benefits	\$759
				6251 One-time TA 2021-22 Total		\$7,222
			3213 ESSER III Total			\$7,222

OUSD COVID Budget Summary - 2022-23 UnAudited Actuals
Data by Division Type, Site, Resource & Object Classification

COVID Resource COVID

Sum of Expenditure	Site Type	Site Code	Resource Code	Program Code	Classification	Total
	Elementary School	144 Parker Total				\$7,222
		145 Peralta	3212 ESSER II	0030 One-Time Targeted Tutoring	1 - Certificated Salaries	\$5,260
					3 - Benefits	\$2,777
				0030 One-Time Targeted Tutoring Total		\$8,037
			3212 ESSER II Total			\$8,037
			3213 ESSER III	0030 One-Time Targeted Tutoring	1 - Certificated Salaries	\$49,643
					3 - Benefits	\$26,215
				0030 One-Time Targeted Tutoring Total		\$75,858
				0040 One-Time Reading Acceleration	1 - Certificated Salaries	\$8,331
					2 - Classified Salaries	\$5,198
					3 - Benefits	\$3,811
				0040 One-Time Reading Acceleration Total		\$17,340
			6251 One-time TA 2021-22		1 - Certificated Salaries	\$16,000
					2 - Classified Salaries	\$3,360
					3 - Benefits	\$2,106
				6251 One-time TA 2021-22 Total		\$21,466
			3213 ESSER III Total			\$114,664
		3226 After School Educ & Safety	1553 P49ases After Sch.educ&safety		5 - Other Services and Operating Expenditures	\$22,898
			1553 P49ases After Sch.educ&safety Total			\$22,898
		3226 After School Educ & Safety Total				\$22,898
		145 Peralta Total				\$145,599
		146 Piedmont Avenue	3212 ESSER II	0030 One-Time Targeted Tutoring	1 - Certificated Salaries	\$78,132
					3 - Benefits	\$28,637
				0030 One-Time Targeted Tutoring Total		\$106,769
				0040 One-Time Reading Acceleration	1 - Certificated Salaries	\$54,354
					3 - Benefits	\$23,290
				0040 One-Time Reading Acceleration Total		\$77,644
			3212 ESSER II Total			\$184,412
			3213 ESSER III	6251 One-time TA 2021-22	1 - Certificated Salaries	\$19,000
					2 - Classified Salaries	\$31,751
					3 - Benefits	\$5,300
				6251 One-time TA 2021-22 Total		\$56,051
			3213 ESSER III Total			\$56,051
		3216 ELO Esser II St Reserve	0045 One-Time Restorative Justice		1 - Certificated Salaries	\$81,453
					3 - Benefits	\$28,686
				0045 One-Time Restorative Justice Total		\$110,139
				8504 Oakland Trans. Kinder.	2 - Classified Salaries	\$7,329
					3 - Benefits	\$4,952
				8504 Oakland Trans. Kinder. Total		\$12,282
			3216 ELO Esser II St Reserve Total			\$122,421
		7426 Expanded Learning Opp Para	0035 One-Time TK-2 Reading Tutors		2 - Classified Salaries	\$27,261
					3 - Benefits	\$19,247
				0035 One-Time TK-2 Reading Tutors Total		\$46,509
		7426 Expanded Learning Opp Para Total				\$46,509
		7425 Expanded Learning Opp Prop9	0045 One-Time Restorative Justice		1 - Certificated Salaries	\$8,637
					3 - Benefits	\$2,128
				0045 One-Time Restorative Justice Total		\$10,765
		7425 Expanded Learning Opp Prop98 Total				\$10,765
		3226 After School Educ & Safety	1553 P49ases After Sch.educ&safety		5 - Other Services and Operating Expenditures	\$0
			1553 P49ases After Sch.educ&safety Total			\$0
		3226 After School Educ & Safety Total				\$0
		146 Piedmont Avenue Total				\$420,158
		148 Redwood Heights	3212 ESSER II	0040 One-Time Reading Acceleration	1 - Certificated Salaries	\$107,956
					3 - Benefits	\$55,468
				0040 One-Time Reading Acceleration Total		\$163,424
			3212 ESSER II Total			\$163,424
			3213 ESSER III	0025 One-Time Mental Health	5 - Other Services and Operating Expenditures	\$25,000

OUSD COVID Budget Summary - 2022-23 UnAudited Actuals
Data by Division Type, Site, Resource & Object Classification

COVID Resource COVID

Sum of Expenditure	Site Type	Site Code	Resource Code	Program Code	Classification	Total
	Elementary School	148 Redwood Heights	3213 ESSER III	0025 One-Time Mental Health Total		\$25,000
				6251 One-time TA 2021-22	1 - Certificated Salaries	\$17,000
					2 - Classified Salaries	\$11,205
					3 - Benefits	\$3,165
				6251 One-time TA 2021-22 Total		\$31,370
			3213 ESSER III Total			\$56,370
			7425 Expanded Learning Opp Prop9	0020 One-Time Community Positions	2 - Classified Salaries	\$9,296
					3 - Benefits	\$5,562
				0020 One-Time Community Positions Total		\$14,857
			7425 Expanded Learning Opp Prop98 Total			\$14,857
			3219 ELO ESSER III St Resv LL	0020 One-Time Community Positions	2 - Classified Salaries	\$82,606
					3 - Benefits	\$27,373
				0020 One-Time Community Positions Total		\$109,979
			3219 ELO ESSER III St Resv LL Total			\$109,979
		148 Redwood Heights Total				\$344,630
		151 Sequoia	3212 ESSER II	0030 One-Time Targeted Tutoring	1 - Certificated Salaries	\$93,568
					3 - Benefits	\$55,114
				0030 One-Time Targeted Tutoring Total		\$148,682
				0040 One-Time Reading Acceleration	1 - Certificated Salaries	\$51,808
					3 - Benefits	\$21,454
				0040 One-Time Reading Acceleration Total		\$73,262
			3212 ESSER II Total			\$221,944
			3213 ESSER III	6251 One-time TA 2021-22	1 - Certificated Salaries	\$20,000
					2 - Classified Salaries	\$15,595
					3 - Benefits	\$4,102
				6251 One-time TA 2021-22 Total		\$39,697
			3213 ESSER III Total			\$39,697
			7425 Expanded Learning Opp Prop9	0025 One-Time Mental Health	1 - Certificated Salaries	\$21,145
					3 - Benefits	\$8,300
				0025 One-Time Mental Health Total		\$29,444
			7425 Expanded Learning Opp Prop98 Total			\$29,444
			3226 After School Educ & Safety	1553 P49ases After Sch.educ&safety	5 - Other Services and Operating Expenditures	\$38,401
				1553 P49ases After Sch.educ&safety Total		\$38,401
			3226 After School Educ & Safety Total			\$38,401
			3218 ELO ESSER III St Resv Emerg	0025 One-Time Mental Health	1 - Certificated Salaries	\$50,835
					3 - Benefits	\$19,696
				0025 One-Time Mental Health Total		\$70,531
			3218 ELO ESSER III St Resv Emergency Total			\$70,531
		151 Sequoia Total				\$400,017
		154 Madison Lower	3212 ESSER II	0035 One-Time TK-2 Reading Tutors	2 - Classified Salaries	\$38,146
					3 - Benefits	\$33,818
				0035 One-Time TK-2 Reading Tutors Total		\$71,964
			3212 ESSER II Total			\$71,964
			3213 ESSER III	0040 One-Time Reading Acceleration	1 - Certificated Salaries	\$54,812
					3 - Benefits	\$30,498
				0040 One-Time Reading Acceleration Total		\$85,311
				6251 One-time TA 2021-22	1 - Certificated Salaries	\$11,000
					2 - Classified Salaries	\$3,361
					3 - Benefits	\$1,325
				6251 One-time TA 2021-22 Total		\$15,687
			3213 ESSER III Total			\$100,997
			3216 ELO Esser II St Reserve	8504 Oakland Trans. Kinder.	2 - Classified Salaries	\$5,842
					3 - Benefits	\$2,080
				8504 Oakland Trans. Kinder. Total		\$7,922
			3216 ELO Esser II St Reserve Total			\$7,922
			7426 Expanded Learning Opp Para	0035 One-Time TK-2 Reading Tutors	2 - Classified Salaries	\$23,596
					3 - Benefits	\$8,564

OUSD COVID Budget Summary - 2022-23 UnAudited Actuals
Data by Division Type, Site, Resource & Object Classification

COVID Resource COVID

Sum of Expenditure	Site Code	Resource Code	Program Code	Classification	Total
Elementary School	154 Madison Lower	7426 Expanded Learning Opp Para	0035 One-Time TK-2 Reading Tutors Total		\$32,160
		7426 Expanded Learning Opp Para Total			\$32,160
		3226 After School Educ & Safety	1553 P49ases After Sch.educ&safety	5 - Other Services and Operating Expenditures	\$10,101
			1553 P49ases After Sch.educ&safety Total		\$10,101
		3226 After School Educ & Safety Total			\$10,101
	154 Madison Lower Total				\$223,144
	157 Thornhill	3212 ESSER II	0030 One-Time Targeted Tutoring	1 - Certificated Salaries	\$50,067
				3 - Benefits	\$19,511
			0030 One-Time Targeted Tutoring Total		\$69,579
			0040 One-Time Reading Acceleration	1 - Certificated Salaries	\$76,484
				3 - Benefits	\$39,208
			0040 One-Time Reading Acceleration Total		\$115,692
		3212 ESSER II Total			\$185,271
		3213 ESSER III	0040 One-Time Reading Acceleration	1 - Certificated Salaries	\$50,067
				3 - Benefits	\$21,452
			0040 One-Time Reading Acceleration Total		\$71,520
			6251 One-time TA 2021-22	1 - Certificated Salaries	\$21,000
				2 - Classified Salaries	\$11,093
				3 - Benefits	\$3,494
			6251 One-time TA 2021-22 Total		\$35,587
		3213 ESSER III Total			\$107,107
		3216 ELO Esser II St Reserve	0020 One-Time Community Positions	2 - Classified Salaries	\$2,171
				3 - Benefits	\$202
			0020 One-Time Community Positions Total		\$2,373
			0050 One-Time Attendance Case Mgmt	2 - Classified Salaries	\$18,903
				3 - Benefits	\$7,199
			0050 One-Time Attendance Case Mgmt Total		\$26,101
		3216 ELO Esser II St Reserve Total			\$28,474
		7425 Expanded Learning Opp Prop9	0050 One-Time Attendance Case Mgmt	2 - Classified Salaries	\$1,857
				3 - Benefits	\$761
			0050 One-Time Attendance Case Mgmt Total		\$2,618
		7425 Expanded Learning Opp Prop98 Total			\$2,618
	157 Thornhill Total				\$323,470
	160 Lockwood Steam Academ	3212 ESSER II	0040 One-Time Reading Acceleration	1 - Certificated Salaries	\$53,053
				3 - Benefits	\$22,948
			0040 One-Time Reading Acceleration Total		\$76,001
		3212 ESSER II Total			\$76,001
		3213 ESSER III	0040 One-Time Reading Acceleration	1 - Certificated Salaries	\$96,973
				3 - Benefits	\$52,274
			0040 One-Time Reading Acceleration Total		\$149,247
			6251 One-time TA 2021-22	1 - Certificated Salaries	\$31,000
				2 - Classified Salaries	\$7,035
				3 - Benefits	\$3,705
			6251 One-time TA 2021-22 Total		\$41,741
		3213 ESSER III Total			\$190,987
		3216 ELO Esser II St Reserve	8504 Oakland Trans. Kinder.	2 - Classified Salaries	\$10,343
				3 - Benefits	\$3,994
			8504 Oakland Trans. Kinder. Total		\$14,336
		3216 ELO Esser II St Reserve Total			\$14,336
		7426 Expanded Learning Opp Para	0035 One-Time TK-2 Reading Tutors	2 - Classified Salaries	\$89,087
				3 - Benefits	\$26,035
			0035 One-Time TK-2 Reading Tutors Total		\$115,121
		7426 Expanded Learning Opp Para Total			\$115,121
		7425 Expanded Learning Opp Prop9	0020 One-Time Community Positions	1 - Certificated Salaries	\$8,040
				2 - Classified Salaries	\$7,272
				3 - Benefits	\$3,839
			0020 One-Time Community Positions Total		\$19,151

OUSD COVID Budget Summary - 2022-23 UnAudited Actuals
Data by Division Type, Site, Resource & Object Classification

COVID Resource COVID

Sum of Expenditure							
Site Type	Site Code	Resource Code	Program Code	Classification	Total		
Elementary School	160 Lockwood Steam Academy	7425 Expanded Learning Opp Prop98	Total		\$19,151		
		3226 After School Educ & Safety	1553 P49ases After Sch.educ&safety	5 - Other Services and Operating Expenditures	\$25,475		
			1553 P49ases After Sch.educ&safety Total		\$25,475		
		3226 After School Educ & Safety Total			\$25,475		
		3219 ELO ESSER III St Resv LL	0020 One-Time Community Positions	1 - Certificated Salaries	\$74,966		
				3 - Benefits	\$27,481		
			0020 One-Time Community Positions Total		\$102,447		
		3219 ELO ESSER III St Resv LL Total			\$102,447		
			160 Lockwood Steam Academy Total		\$543,518		
		165 Acorn Woodland K-5	3212 ESSER II	0030 One-Time Targeted Tutoring	5 - Other Services and Operating Expenditures	\$0	
				0030 One-Time Targeted Tutoring Total		\$0	
				0040 One-Time Reading Acceleration	1 - Certificated Salaries	\$53,990	
					3 - Benefits	\$22,469	
				0040 One-Time Reading Acceleration Total		\$76,459	
			3212 ESSER II Total			\$76,459	
			3213 ESSER III	0020 One-Time Community Positions	1 - Certificated Salaries	\$5,472	
					3 - Benefits	\$1,405	
					5 - Other Services and Operating Expenditures	\$0	
				0020 One-Time Community Positions Total		\$6,876	
				0025 One-Time Mental Health	5 - Other Services and Operating Expenditures	\$40,000	
				0025 One-Time Mental Health Total		\$40,000	
				0030 One-Time Targeted Tutoring	1 - Certificated Salaries	\$14,977	
					3 - Benefits	\$3,621	
					5 - Other Services and Operating Expenditures	\$64,402	
				0030 One-Time Targeted Tutoring Total		\$82,999	
				6251 One-time TA 2021-22	1 - Certificated Salaries	\$13,000	
					2 - Classified Salaries	\$13,245	
					3 - Benefits	\$2,605	
				6251 One-time TA 2021-22 Total		\$28,850	
			3213 ESSER III Total			\$158,726	
			3216 ELO Esser II St Reserve	8504 Oakland Trans. Kinder.	2 - Classified Salaries	\$3,310	
					3 - Benefits	\$2,119	
				8504 Oakland Trans. Kinder. Total		\$5,429	
			3216 ELO Esser II St Reserve Total			\$5,429	
			7426 Expanded Learning Opp Para	0035 One-Time TK-2 Reading Tutors	2 - Classified Salaries	\$16,565	
					3 - Benefits	\$12,897	
				0035 One-Time TK-2 Reading Tutors Total		\$29,462	
			7426 Expanded Learning Opp Para Total			\$29,462	
			7425 Expanded Learning Opp Prop9	0020 One-Time Community Positions	2 - Classified Salaries	\$12,699	
					3 - Benefits	\$4,714	
				0020 One-Time Community Positions Total		\$17,412	
				0066 One-Time PubHlth&Safety	2 - Classified Salaries	\$1,374	
					3 - Benefits	\$519	
				0066 One-Time PubHlth&Safety Total		\$1,893	
			7425 Expanded Learning Opp Prop98	Total		\$19,305	
			3226 After School Educ & Safety	1553 P49ases After Sch.educ&safety	5 - Other Services and Operating Expenditures	\$50,534	
				1553 P49ases After Sch.educ&safety Total		\$50,534	
			3226 After School Educ & Safety Total			\$50,534	
				165 Acorn Woodland K-5 Total		\$339,916	
			170 Hoover	3212 ESSER II	0040 One-Time Reading Acceleration	1 - Certificated Salaries	\$83,545
						3 - Benefits	\$20,561
					0040 One-Time Reading Acceleration Total		\$104,107
				3212 ESSER II Total			\$104,107
				3213 ESSER III	0040 One-Time Reading Acceleration	1 - Certificated Salaries	\$46,938
						3 - Benefits	\$11,549
					0040 One-Time Reading Acceleration Total		\$58,486
					#N/A	5 - Other Services and Operating Expenditures	\$0

OUSD COVID Budget Summary - 2022-23 UnAudited Actuals
Data by Division Type, Site, Resource & Object Classification

COVID Resource COVID

Sum of Expenditure							
Site Type	Site Code	Resource Code	Program Code	Classification	Total		
Elementary School	170 Hoover	3213 ESSER III	#N/A	6 - Capital Outlay	\$0		
			#N/A Total		\$0		
			6251 One-time TA 2021-22	1 - Certificated Salaries	\$12,000		
				2 - Classified Salaries	\$10,146		
				3 - Benefits	\$2,021		
			6251 One-time TA 2021-22 Total		\$24,166		
			3213 ESSER III Total		\$82,653		
			3216 ELO Esser II St Reserve	8504 Oakland Trans. Kinder.	2 - Classified Salaries	\$4,426	
					3 - Benefits	\$1,426	
			8504 Oakland Trans. Kinder. Total		\$5,852		
			3216 ELO Esser II St Reserve Total		\$5,852		
			7426 Expanded Learning Opp Para	0035 One-Time TK-2 Reading Tutors	2 - Classified Salaries	\$17,374	
					3 - Benefits	\$5,507	
			0035 One-Time TK-2 Reading Tutors Total		\$22,881		
			7426 Expanded Learning Opp Para Total		\$22,881		
			7425 Expanded Learning Opp Prop9	0020 One-Time Community Positions	2 - Classified Salaries	\$8,452	
					3 - Benefits	\$3,086	
			0020 One-Time Community Positions Total		\$11,538		
			7425 Expanded Learning Opp Prop98 Total		\$11,538		
			3226 After School Educ & Safety	1553 P49ases After Sch.educ&safety	5 - Other Services and Operating Expenditures	\$31,688	
			1553 P49ases After Sch.educ&safety Total		\$31,688		
			3226 After School Educ & Safety Total		\$31,688		
			3219 ELO ESSER III St Resv LL	0020 One-Time Community Positions	2 - Classified Salaries	\$78,756	
					3 - Benefits	\$29,120	
			0020 One-Time Community Positions Total		\$107,876		
			3219 ELO ESSER III St Resv LL Total		\$107,876		
			170 Hoover Total		\$366,594		
			172 Fred T Korematsu Discove	3212 ESSER II	0025 One-Time Mental Health	1 - Certificated Salaries	\$62,520
						3 - Benefits	\$25,363
				0025 One-Time Mental Health Total		\$87,883	
					0040 One-Time Reading Acceleration	1 - Certificated Salaries	\$121,304
						3 - Benefits	\$67,930
				0040 One-Time Reading Acceleration Total		\$189,234	
				3212 ESSER II Total		\$277,117	
				3213 ESSER III	6251 One-time TA 2021-22	1 - Certificated Salaries	\$11,000
						2 - Classified Salaries	\$3,652
						3 - Benefits	\$1,327
				6251 One-time TA 2021-22 Total		\$15,979	
				3213 ESSER III Total		\$15,979	
				3216 ELO Esser II St Reserve	8504 Oakland Trans. Kinder.	2 - Classified Salaries	\$1,256
						3 - Benefits	\$466
				8504 Oakland Trans. Kinder. Total		\$1,723	
			3216 ELO Esser II St Reserve Total		\$1,723		
			7426 Expanded Learning Opp Para	0035 One-Time TK-2 Reading Tutors	2 - Classified Salaries	\$19,519	
					3 - Benefits	\$7,243	
	0035 One-Time TK-2 Reading Tutors Total		\$26,762				
	7426 Expanded Learning Opp Para Total		\$26,762				
	3226 After School Educ & Safety	1553 P49ases After Sch.educ&safety	5 - Other Services and Operating Expenditures	\$21,518			
	1553 P49ases After Sch.educ&safety Total		\$21,518				
	3226 After School Educ & Safety Total		\$21,518				
	172 Fred T Korematsu Discovery Ac Total		\$343,099				
	175 Manzanita Seed	3212 ESSER II	0030 One-Time Targeted Tutoring	1 - Certificated Salaries	\$54,618		
				3 - Benefits	\$13,442		
		0030 One-Time Targeted Tutoring Total		\$68,060			
		3212 ESSER II Total		\$68,060			
	3213 ESSER III	6251 One-time TA 2021-22	1 - Certificated Salaries	\$20,000			
			2 - Classified Salaries	\$7,498			

OUSD COVID Budget Summary - 2022-23 UnAudited Actuals
Data by Division Type, Site, Resource & Object Classification

COVID Resource COVID

Sum of Expenditure								
Site Type	Site Code	Resource Code	Program Code	Classification	Total			
Elementary School	175 Manzanita Seed	3213 ESSER III	6251 One-time TA 2021-22	3 - Benefits	\$3,011			
		6251 One-time TA 2021-22 Total				\$30,508		
		3213 ESSER III Total				\$30,508		
		3216 ELO Esser II St Reserve	0045 One-Time Restorative Justice	2 - Classified Salaries	\$35,186			
				3 - Benefits	\$24,462			
		0045 One-Time Restorative Justice Total				\$59,648		
				8504 Oakland Trans. Kinder.	2 - Classified Salaries	\$5,064		
					3 - Benefits	\$2,053		
		8504 Oakland Trans. Kinder. Total				\$7,117		
		3216 ELO Esser II St Reserve Total				\$66,765		
		7426 Expanded Learning Opp Para	0035 One-Time TK-2 Reading Tutors	2 - Classified Salaries	\$22,695			
				3 - Benefits	\$8,567			
		0035 One-Time TK-2 Reading Tutors Total				\$31,262		
		7426 Expanded Learning Opp Para Total				\$31,262		
		7425 Expanded Learning Opp Prop9	0045 One-Time Restorative Justice	2 - Classified Salaries	\$3,931			
				3 - Benefits	\$2,235			
		0045 One-Time Restorative Justice Total				\$6,166		
		7425 Expanded Learning Opp Prop98 Total				\$6,166		
		3226 After School Educ & Safety	1553 P49ases After Sch.educ&safety	5 - Other Services and Operating Expenditures	\$0			
		1553 P49ases After Sch.educ&safety Total				\$0		
		3226 After School Educ & Safety Total				\$0		
		175 Manzanita Seed Total					\$202,761	
		177 Esperanza Academy	177 Esperanza Academy	3212 ESSER II	0040 One-Time Reading Acceleration	1 - Certificated Salaries	\$60,165	
						3 - Benefits	\$22,311	
				0040 One-Time Reading Acceleration Total				\$82,476
				3212 ESSER II Total				\$82,476
				3213 ESSER III	6251 One-time TA 2021-22	1 - Certificated Salaries	\$15,000	
						2 - Classified Salaries	\$7,583	
						3 - Benefits	\$2,352	
				6251 One-time TA 2021-22 Total				\$24,935
				3213 ESSER III Total				\$24,935
				3216 ELO Esser II St Reserve	8504 Oakland Trans. Kinder.	2 - Classified Salaries	\$5,844	
						3 - Benefits	\$1,159	
				8504 Oakland Trans. Kinder. Total				\$7,003
				3216 ELO Esser II St Reserve Total				\$7,003
				7426 Expanded Learning Opp Para	0035 One-Time TK-2 Reading Tutors	2 - Classified Salaries	\$25,003	
						3 - Benefits	\$5,498	
				0035 One-Time TK-2 Reading Tutors Total				\$30,502
				7426 Expanded Learning Opp Para Total				\$30,502
				7425 Expanded Learning Opp Prop9	0020 One-Time Community Positions	2 - Classified Salaries	\$16,663	
						3 - Benefits	\$9,462	
				0020 One-Time Community Positions Total				\$26,125
						0025 One-Time Mental Health	2 - Classified Salaries	\$6,548
							3 - Benefits	\$9,645
							5 - Other Services and Operating Expenditures	\$22,000
				0025 One-Time Mental Health Total				\$38,193
				7425 Expanded Learning Opp Prop98 Total				\$64,318
3226 After School Educ & Safety	1553 P49ases After Sch.educ&safety			2 - Classified Salaries	\$690			
				3 - Benefits	\$153			
					5 - Other Services and Operating Expenditures	\$18,558		
1553 P49ases After Sch.educ&safety Total				\$19,400				
3226 After School Educ & Safety Total				\$19,400				
3218 ELO ESSER III St Resv Emerg	0025 One-Time Mental Health			2 - Classified Salaries	\$15,772			
				3 - Benefits	\$22,610			
0025 One-Time Mental Health Total				\$38,382				
3218 ELO ESSER III St Resv Emergency Total				\$38,382				
3219 ELO ESSER III St Resv LL	0020 One-Time Community Positions			2 - Classified Salaries	\$69,089			

OUSD COVID Budget Summary - 2022-23 UnAudited Actuals
Data by Division Type, Site, Resource & Object Classification

COVID Resource COVID

Sum of Expenditure	Site Type	Site Code	Resource Code	Program Code	Classification	Total
	Elementary School	177 Esperanza Academy	3219 ELO ESSER III St Resv LL	0020 One-Time Community Positions	3 - Benefits	\$45,249
				0020 One-Time Community Positions Total		\$114,338
			3219 ELO ESSER III St Resv LL Total			\$114,338
		177 Esperanza Academy Total				\$381,353
		178 Bridges Academy @ Melrose	3212 ESSER II	0040 One-Time Reading Acceleration	1 - Certificated Salaries	\$183,387
					3 - Benefits	\$81,963
				0040 One-Time Reading Acceleration Total		\$265,350
			3212 ESSER II Total			\$265,350
			3213 ESSER III	0030 One-Time Targeted Tutoring	1 - Certificated Salaries	\$51,091
					3 - Benefits	\$17,712
				0030 One-Time Targeted Tutoring Total		\$68,803
				6251 One-time TA 2021-22	1 - Certificated Salaries	\$25,000
					2 - Classified Salaries	\$12,130
					3 - Benefits	\$3,531
				6251 One-time TA 2021-22 Total		\$40,661
			3213 ESSER III Total			\$109,464
			3216 ELO Esser II St Reserve	8504 Oakland Trans. Kinder.	2 - Classified Salaries	\$3,614
					3 - Benefits	\$1,547
				8504 Oakland Trans. Kinder. Total		\$5,162
			3216 ELO Esser II St Reserve Total			\$5,162
			7426 Expanded Learning Opp Para	0035 One-Time TK-2 Reading Tutors	2 - Classified Salaries	\$16,625
					3 - Benefits	\$6,828
				0035 One-Time TK-2 Reading Tutors Total		\$23,453
			7426 Expanded Learning Opp Para Total			\$23,453
			3226 After School Educ & Safety	1553 P49ases After Sch.educ&safety	5 - Other Services and Operating Expenditures	\$21,392
				1553 P49ases After Sch.educ&safety Total		\$21,392
			3226 After School Educ & Safety Total			\$21,392
		178 Bridges Academy @ Melrose Total				\$424,821
		179 Manzanita Community School	3212 ESSER II	0040 One-Time Reading Acceleration	1 - Certificated Salaries	\$105,935
					3 - Benefits	\$26,070
				0040 One-Time Reading Acceleration Total		\$132,005
			3212 ESSER II Total			\$132,005
			3213 ESSER III	6251 One-time TA 2021-22	1 - Certificated Salaries	\$22,000
					2 - Classified Salaries	\$6,750
					3 - Benefits	\$3,064
				6251 One-time TA 2021-22 Total		\$31,814
			3213 ESSER III Total			\$31,814
			3216 ELO Esser II St Reserve	8504 Oakland Trans. Kinder.	2 - Classified Salaries	\$2,696
					3 - Benefits	\$1,307
				8504 Oakland Trans. Kinder. Total		\$4,003
			3216 ELO Esser II St Reserve Total			\$4,003
			7426 Expanded Learning Opp Para	0035 One-Time TK-2 Reading Tutors	2 - Classified Salaries	\$42,919
					3 - Benefits	\$16,202
				0035 One-Time TK-2 Reading Tutors Total		\$59,121
			7426 Expanded Learning Opp Para Total			\$59,121
			7425 Expanded Learning Opp Prop9	0020 One-Time Community Positions	2 - Classified Salaries	\$16,963
					3 - Benefits	\$7,439
				0020 One-Time Community Positions Total		\$24,402
			7425 Expanded Learning Opp Prop98 Total			\$24,402
			3226 After School Educ & Safety	1553 P49ases After Sch.educ&safety	5 - Other Services and Operating Expenditures	\$27,117
				1553 P49ases After Sch.educ&safety Total		\$27,117
			3226 After School Educ & Safety Total			\$27,117
			3219 ELO ESSER III St Resv LL	0020 One-Time Community Positions	2 - Classified Salaries	\$89,738
					3 - Benefits	\$37,468
				0020 One-Time Community Positions Total		\$127,206
			3219 ELO ESSER III St Resv LL Total			\$127,206
		179 Manzanita Community School Total				\$405,668

OUSD COVID Budget Summary - 2022-23 UnAudited Actuals
Data by Division Type, Site, Resource & Object Classification

COVID Resource COVID

Sum of Expenditure							
Site Type	Site Code	Resource Code	Program Code	Classification	Total		
Elementary School	182 Martin Luther King Jr. K-3	3212 ESSER II	0025 One-Time Mental Health	5 - Other Services and Operating Expenditures	\$0		
			0025 One-Time Mental Health Total		\$0		
		3212 ESSER II Total			\$0		
		3213 ESSER III	0030 One-Time Targeted Tutoring	1 - Certificated Salaries	\$84,171		
				3 - Benefits	\$49,084		
			0030 One-Time Targeted Tutoring Total		\$133,255		
			6251 One-time TA 2021-22	1 - Certificated Salaries	\$20,000		
				2 - Classified Salaries	\$32,573		
				3 - Benefits	\$5,547		
			6251 One-time TA 2021-22 Total		\$58,120		
		3213 ESSER III Total			\$191,375		
		3216 ELO Esser II St Reserve	0050 One-Time Attendance Case Mgmt	2 - Classified Salaries	\$29,341		
				3 - Benefits	\$21,519		
			0050 One-Time Attendance Case Mgmt Total		\$50,860		
			8504 Oakland Trans. Kinder.	2 - Classified Salaries	\$7,679		
				3 - Benefits	\$2,315		
			8504 Oakland Trans. Kinder. Total		\$9,994		
		3216 ELO Esser II St Reserve Total			\$60,854		
		7426 Expanded Learning Opp Para	0035 One-Time TK-2 Reading Tutors	2 - Classified Salaries	\$58,282		
				3 - Benefits	\$19,835		
			0035 One-Time TK-2 Reading Tutors Total		\$78,117		
		7426 Expanded Learning Opp Para Total			\$78,117		
		7425 Expanded Learning Opp Prop9	0050 One-Time Attendance Case Mgmt	2 - Classified Salaries	\$3,260		
				3 - Benefits	\$2,385		
			0050 One-Time Attendance Case Mgmt Total		\$5,645		
		7425 Expanded Learning Opp Prop98 Total			\$5,645		
		3226 After School Educ & Safety	1553 P49ases After Sch.educ&safety	5 - Other Services and Operating Expenditures	\$22,402		
			1553 P49ases After Sch.educ&safety Total		\$22,402		
		3226 After School Educ & Safety Total			\$22,402		
		182 Martin Luther King Jr. K-3 Total			\$358,393		
		183 Prescott	183 Prescott	3212 ESSER II	0050 One-Time Attendance Case Mgmt	2 - Classified Salaries	\$13,346
						3 - Benefits	\$12,402
						4 - Books & Supplies	\$0
					0050 One-Time Attendance Case Mgmt Total		\$25,749
					1647 African American Girls	2 - Classified Salaries	\$5,822
						3 - Benefits	\$1,164
						5 - Other Services and Operating Expenditures	\$0
					1647 African American Girls Total		\$6,985
				3212 ESSER II Total			\$32,734
				3213 ESSER III	1647 African American Girls	5 - Other Services and Operating Expenditures	\$5,000
					1647 African American Girls Total		\$5,000
					6251 One-time TA 2021-22	1 - Certificated Salaries	\$6,000
						3 - Benefits	\$497
					6251 One-time TA 2021-22 Total		\$6,497
				3213 ESSER III Total			\$11,497
				3216 ELO Esser II St Reserve	8504 Oakland Trans. Kinder.	2 - Classified Salaries	\$3,426
						3 - Benefits	\$1,133
	8504 Oakland Trans. Kinder. Total				\$4,559		
3216 ELO Esser II St Reserve Total					\$4,559		
7426 Expanded Learning Opp Para	0035 One-Time TK-2 Reading Tutors			2 - Classified Salaries	\$17,672		
				3 - Benefits	\$5,193		
	0035 One-Time TK-2 Reading Tutors Total				\$22,865		
7426 Expanded Learning Opp Para Total					\$22,865		
7425 Expanded Learning Opp Prop9	0020 One-Time Community Positions			2 - Classified Salaries	\$8,248		
				3 - Benefits	\$4,151		
	0020 One-Time Community Positions Total				\$12,399		
7425 Expanded Learning Opp Prop98 Total					\$12,399		

OUSD COVID Budget Summary - 2022-23 UnAudited Actuals
Data by Division Type, Site, Resource & Object Classification

COVID Resource COVID

Sum of Expenditure	Site Type	Site Code	Resource Code	Program Code	Classification	Total			
	Elementary School	183 Prescott	3226 After School Educ & Safety	1553 P49ases After Sch.educ&safety	5 - Other Services and Operating Expenditures	\$18,162			
			1553 P49ases After Sch.educ&safety Total				\$18,162		
			3226 After School Educ & Safety Total				\$18,162		
			3219 ELO ESSER III St Resv LL	0020 One-Time Community Positions		2 - Classified Salaries	\$118,315		
						3 - Benefits	\$73,351		
						0020 One-Time Community Positions Total	\$191,666		
			3219 ELO ESSER III St Resv LL Total				\$191,666		
			183 Prescott Total				\$293,882		
			186 International Community S	186 International Community S	3212 ESSER II	0030 One-Time Targeted Tutoring	1 - Certificated Salaries	\$609	
								3 - Benefits	\$335
								0030 One-Time Targeted Tutoring Total	\$944
								0040 One-Time Reading Acceleration	\$24,905
								3 - Benefits	\$6,577
								0040 One-Time Reading Acceleration Total	\$31,482
								4133 Teacher Restoration Bridge	\$0
						3 - Benefits	\$0		
						4133 Teacher Restoration Bridge Total	\$0		
	3212 ESSER II Total						\$32,426		
	3213 ESSER III	0030 One-Time Targeted Tutoring				1 - Certificated Salaries	\$63,167		
						3 - Benefits	\$39,872		
						0030 One-Time Targeted Tutoring Total	\$103,039		
						6251 One-time TA 2021-22	\$12,000		
						2 - Classified Salaries	\$3,888		
				3 - Benefits	\$1,761				
				6251 One-time TA 2021-22 Total	\$17,649				
	3213 ESSER III Total				\$120,688				
	3216 ELO Esser II St Reserve	8504 Oakland Trans. Kinder.		2 - Classified Salaries	\$6,989				
				3 - Benefits	\$2,577				
				8504 Oakland Trans. Kinder. Total	\$9,567				
	3216 ELO Esser II St Reserve Total				\$9,567				
	7426 Expanded Learning Opp Para	0035 One-Time TK-2 Reading Tutors		2 - Classified Salaries	\$30,415				
				3 - Benefits	\$11,247				
				0035 One-Time TK-2 Reading Tutors Total	\$41,661				
	7426 Expanded Learning Opp Para Total				\$41,661				
	3226 After School Educ & Safety	1553 P49ases After Sch.educ&safety		5 - Other Services and Operating Expenditures	\$27,232				
				1553 P49ases After Sch.educ&safety Total	\$27,232				
	3226 After School Educ & Safety Total				\$27,232				
	186 International Community School Total				\$231,573				
	190 Think College Now	190 Think College Now	3212 ESSER II	0040 One-Time Reading Acceleration	1 - Certificated Salaries	\$12,760			
						3 - Benefits	\$5,207		
						0040 One-Time Reading Acceleration Total	\$17,968		
			3212 ESSER II Total				\$17,968		
			3213 ESSER III	0035 One-Time TK-2 Reading Tutors		2 - Classified Salaries	\$12,524		
						3 - Benefits	\$4,635		
						0035 One-Time TK-2 Reading Tutors Total	\$17,159		
						6251 One-time TA 2021-22	\$14,000		
						3 - Benefits	\$1,271		
						6251 One-time TA 2021-22 Total	\$15,271		
			3213 ESSER III Total				\$32,430		
			3216 ELO Esser II St Reserve	8504 Oakland Trans. Kinder.		2 - Classified Salaries	\$321		
						3 - Benefits	\$121		
						8504 Oakland Trans. Kinder. Total	\$442		
			3216 ELO Esser II St Reserve Total				\$442		
	7426 Expanded Learning Opp Para	0035 One-Time TK-2 Reading Tutors		2 - Classified Salaries	\$36,576				
				3 - Benefits	\$12,157				
				0035 One-Time TK-2 Reading Tutors Total	\$48,733				
	7426 Expanded Learning Opp Para Total				\$48,733				

OUSD COVID Budget Summary - 2022-23 UnAudited Actuals
Data by Division Type, Site, Resource & Object Classification

COVID Resource COVID

Sum of Expenditure	Site Type	Site Code	Resource Code	Program Code	Classification	Total
	Elementary School	190 Think College Now	7425 Expanded Learning Opp Prop9	0025 One-Time Mental Health	1 - Certificated Salaries	\$15,872
					2 - Classified Salaries	\$14,769
					3 - Benefits	\$11,352
				0025 One-Time Mental Health Total		\$41,993
			7425 Expanded Learning Opp Prop98	Total		\$41,993
			3226 After School Educ & Safety	1553 P49ases After Sch.educ&safety	5 - Other Services and Operating Expenditures	\$22,930
				1553 P49ases After Sch.educ&safety Total		\$22,930
			3226 After School Educ & Safety Total			\$22,930
			3218 ELO ESSER III St Resv Emerg	0025 One-Time Mental Health	1 - Certificated Salaries	\$38,747
					2 - Classified Salaries	\$30,049
					3 - Benefits	\$26,745
				0025 One-Time Mental Health Total		\$95,541
			3218 ELO ESSER III St Resv Emergcy	Total		\$95,541
		190 Think College Now Total				\$260,037
		193 Reach Academy	3212 ESSER II	0030 One-Time Targeted Tutoring	5 - Other Services and Operating Expenditures	\$0
				0030 One-Time Targeted Tutoring Total		\$0
			3212 ESSER II Total			\$0
			3213 ESSER III	0065 OneTime Enrollment Stable	1 - Certificated Salaries	\$66,964
					3 - Benefits	\$48,634
				0065 OneTime Enrollment Stable Total		\$115,598
				6251 One-time TA 2021-22	1 - Certificated Salaries	\$14,000
					2 - Classified Salaries	\$5,788
					3 - Benefits	\$1,992
				6251 One-time TA 2021-22 Total		\$21,780
			3213 ESSER III Total			\$137,378
			3216 ELO Esser II St Reserve	0045 One-Time Restorative Justice	2 - Classified Salaries	\$69,738
					3 - Benefits	\$25,880
				0045 One-Time Restorative Justice Total		\$95,617
				8504 Oakland Trans. Kinder.	2 - Classified Salaries	\$4,680
					3 - Benefits	\$1,859
				8504 Oakland Trans. Kinder. Total		\$6,539
			3216 ELO Esser II St Reserve Total			\$102,157
			7426 Expanded Learning Opp Para	0035 One-Time TK-2 Reading Tutors	2 - Classified Salaries	\$18,312
					3 - Benefits	\$8,450
				0035 One-Time TK-2 Reading Tutors Total		\$26,763
			7426 Expanded Learning Opp Para Total			\$26,763
			7425 Expanded Learning Opp Prop9	0020 One-Time Community Positions	1 - Certificated Salaries	\$3,687
					2 - Classified Salaries	\$8,433
					3 - Benefits	\$10,957
				0020 One-Time Community Positions Total		\$23,077
				0025 One-Time Mental Health	1 - Certificated Salaries	\$0
					3 - Benefits	\$0
				0025 One-Time Mental Health Total		\$0
				0045 One-Time Restorative Justice	2 - Classified Salaries	\$7,834
					3 - Benefits	\$2,907
				0045 One-Time Restorative Justice Total		\$10,741
			7425 Expanded Learning Opp Prop98	Total		\$33,818
			3226 After School Educ & Safety	1553 P49ases After Sch.educ&safety	5 - Other Services and Operating Expenditures	\$21,407
				1553 P49ases After Sch.educ&safety Total		\$21,407
			3226 After School Educ & Safety Total			\$21,407
			3218 ELO ESSER III St Resv Emerg	0025 One-Time Mental Health	1 - Certificated Salaries	\$14,788
					3 - Benefits	\$3,356
				0025 One-Time Mental Health Total		\$18,144
			3218 ELO ESSER III St Resv Emergcy	Total		\$18,144
			3219 ELO ESSER III St Resv LL	0020 One-Time Community Positions	1 - Certificated Salaries	\$34,360
					2 - Classified Salaries	\$36,712
					3 - Benefits	\$37,864

OUSD COVID Budget Summary - 2022-23 UnAudited Actuals
Data by Division Type, Site, Resource & Object Classification

COVID Resource COVID

Sum of Expenditure						
Site Type	Site Code	Resource Code	Program Code	Classification	Total	
Elementary School	193 Reach Academy	3219 ELO ESSER III St Resv LL	0020 One-Time Community Positions Total		\$108,936	
		3219 ELO ESSER III St Resv LL Total		\$108,936		
	193 Reach Academy Total					\$448,602
	194 Sankofa United Elem	3212 ESSER II	0025 One-Time Mental Health	5 - Other Services and Operating Expenditures	\$0	
			0025 One-Time Mental Health Total		\$0	
		3212 ESSER II Total			\$0	
		3213 ESSER III	0025 One-Time Mental Health	5 - Other Services and Operating Expenditures	\$10,000	
			0025 One-Time Mental Health Total		\$10,000	
		6251 One-time TA 2021-22		1 - Certificated Salaries	\$16,000	
				2 - Classified Salaries	\$13,256	
				3 - Benefits	\$3,358	
		6251 One-time TA 2021-22 Total			\$32,614	
		3213 ESSER III Total			\$42,614	
		3216 ELO Esser II St Reserve	2236 Blueprint Transition cohort 2	1 - Certificated Salaries	\$46,679	
					3 - Benefits	\$17,992
		2236 Blueprint Transition cohort 2 Total			\$64,671	
		8504 Oakland Trans. Kinder.		2 - Classified Salaries	\$3,165	
				3 - Benefits	\$1,792	
		8504 Oakland Trans. Kinder. Total			\$4,957	
		3216 ELO Esser II St Reserve Total			\$69,628	
		7426 Expanded Learning Opp Para	0035 One-Time TK-2 Reading Tutors	2 - Classified Salaries	\$11,970	
			3 - Benefits	\$9,867		
	0035 One-Time TK-2 Reading Tutors Total			\$21,837		
	7426 Expanded Learning Opp Para Total			\$21,837		
	7425 Expanded Learning Opp Prop9	2236 Blueprint Transition cohort 2	1 - Certificated Salaries	\$19,160		
				3 - Benefits	\$4,731	
	2236 Blueprint Transition cohort 2 Total			\$23,891		
	7425 Expanded Learning Opp Prop98 Total			\$23,891		
	3226 After School Educ & Safety	1553 P49ases After Sch.educ&safety	5 - Other Services and Operating Expenditures	\$48,425		
		1553 P49ases After Sch.educ&safety Total		\$48,425		
	3226 After School Educ & Safety Total			\$48,425		
	194 Sankofa United Elem Total					\$206,396
	169 Oakland Academy of Know	3212 ESSER II	0030 One-Time Targeted Tutoring	1 - Certificated Salaries	\$39,293	
					3 - Benefits	\$21,436
		0030 One-Time Targeted Tutoring Total			\$60,729	
		3212 ESSER II Total			\$60,729	
		3213 ESSER III	0040 One-Time Reading Acceleration	1 - Certificated Salaries	\$32,226	
					3 - Benefits	\$13,100
		0040 One-Time Reading Acceleration Total			\$45,326	
		6251 One-time TA 2021-22		1 - Certificated Salaries	\$13,000	
				2 - Classified Salaries	\$13,320	
				3 - Benefits	\$2,124	
		6251 One-time TA 2021-22 Total			\$28,444	
		3213 ESSER III Total			\$73,769	
		3216 ELO Esser II St Reserve	0045 One-Time Restorative Justice	2 - Classified Salaries	\$61,331	
					3 - Benefits	\$22,760
		0045 One-Time Restorative Justice Total			\$84,091	
		8504 Oakland Trans. Kinder.		2 - Classified Salaries	\$6,792	
				3 - Benefits	\$5,265	
		8504 Oakland Trans. Kinder. Total			\$12,057	
	3216 ELO Esser II St Reserve Total			\$96,148		
	7426 Expanded Learning Opp Para	0035 One-Time TK-2 Reading Tutors	2 - Classified Salaries	\$25,907		
				3 - Benefits	\$19,919	
	0035 One-Time TK-2 Reading Tutors Total			\$45,826		
	7426 Expanded Learning Opp Para Total			\$45,826		
	7425 Expanded Learning Opp Prop9	0020 One-Time Community Positions	2 - Classified Salaries	\$17,280		
				3 - Benefits	\$8,078	

OUSD COVID Budget Summary - 2022-23 UnAudited Actuals
Data by Division Type, Site, Resource & Object Classification

COVID Resource COVID

Sum of Expenditure	Site Type	Site Code	Resource Code	Program Code	Classification	Total
	Elementary School	169 Oakland Academy of Knowl	7425 Expanded Learning Opp Prop98	0020 One-Time Community Positions Total		\$25,357
				0045 One-Time Restorative Justice	2 - Classified Salaries	\$7,834
					3 - Benefits	\$2,907
				0045 One-Time Restorative Justice Total		\$10,741
			7425 Expanded Learning Opp Prop98 Total			\$36,098
			3226 After School Educ & Safety	1553 P49ases After Sch.educ&safety	5 - Other Services and Operating Expenditures	\$40,169
				1553 P49ases After Sch.educ&safety Total		\$40,169
			3226 After School Educ & Safety Total			\$40,169
			3219 ELO ESSER III St Resv LL	0020 One-Time Community Positions	2 - Classified Salaries	\$93,294
					3 - Benefits	\$41,199
				0020 One-Time Community Positions Total		\$134,493
			3219 ELO ESSER III St Resv LL Total			\$134,493
		169 Oakland Academy of Knowledge Total				\$487,232
	131 Laurel Elementary	3212 ESSER II		0025 One-Time Mental Health	4 - Books & Supplies	\$3,800
				0025 One-Time Mental Health Total		\$3,800
				0030 One-Time Targeted Tutoring	1 - Certificated Salaries	\$53,921
					3 - Benefits	\$13,270
				0030 One-Time Targeted Tutoring Total		\$67,191
		3212 ESSER II Total				\$70,991
		3213 ESSER III		6251 One-time TA 2021-22	1 - Certificated Salaries	\$21,000
					2 - Classified Salaries	\$14,105
					3 - Benefits	\$3,399
				6251 One-time TA 2021-22 Total		\$38,504
		3213 ESSER III Total				\$38,504
		3216 ELO Esser II St Reserve		8504 Oakland Trans. Kinder.	3 - Benefits	\$3,430
				8504 Oakland Trans. Kinder. Total		\$3,430
		3216 ELO Esser II St Reserve Total				\$3,430
		7426 Expanded Learning Opp Para		0035 One-Time TK-2 Reading Tutors	2 - Classified Salaries	\$54,556
					3 - Benefits	\$16,796
				0035 One-Time TK-2 Reading Tutors Total		\$71,352
		7426 Expanded Learning Opp Para Total				\$71,352
		3226 After School Educ & Safety		1553 P49ases After Sch.educ&safety	5 - Other Services and Operating Expenditures	\$0
				1553 P49ases After Sch.educ&safety Total		\$0
		3226 After School Educ & Safety Total				\$0
		131 Laurel Elementary Total				\$184,277
	115 Emerson Elementary	3213 ESSER III		6251 One-time TA 2021-22	1 - Certificated Salaries	\$20,000
					2 - Classified Salaries	\$12,266
					3 - Benefits	\$3,085
				6251 One-time TA 2021-22 Total		\$35,350
		3213 ESSER III Total				\$35,350
		3216 ELO Esser II St Reserve		0020 One-Time Community Positions	2 - Classified Salaries	\$24,308
					3 - Benefits	\$13,118
				0020 One-Time Community Positions Total		\$37,426
				8504 Oakland Trans. Kinder.	2 - Classified Salaries	\$6,381
					3 - Benefits	\$1,570
				8504 Oakland Trans. Kinder. Total		\$7,951
		3216 ELO Esser II St Reserve Total				\$45,377
		7426 Expanded Learning Opp Para		0035 One-Time TK-2 Reading Tutors	2 - Classified Salaries	\$29,598
					3 - Benefits	\$6,654
				0035 One-Time TK-2 Reading Tutors Total		\$36,252
		7426 Expanded Learning Opp Para Total				\$36,252
		7425 Expanded Learning Opp Prop9		0020 One-Time Community Positions	1 - Certificated Salaries	\$4,030
					2 - Classified Salaries	\$0
					3 - Benefits	\$3,306
				0020 One-Time Community Positions Total		\$7,336
		7425 Expanded Learning Opp Prop98 Total				\$7,336
		3226 After School Educ & Safety		1553 P49ases After Sch.educ&safety	5 - Other Services and Operating Expenditures	\$18,446

OUSD COVID Budget Summary - 2022-23 UnAudited Actuals
Data by Division Type, Site, Resource & Object Classification

COVID Resource COVID

Sum of Expenditure							
Site Type	Site Code	Resource Code	Program Code	Classification	Total		
Elementary School	115 Emerson Elementary	3226 After School Educ & Safety	1553 P49ases After Sch.educ&safety Total		\$18,446		
		3226 After School Educ & Safety Total			\$18,446		
		3219 ELO ESSER III St Resv LL	0020 One-Time Community Positions	1 - Certificated Salaries	\$18,188		
				3 - Benefits	\$17,543		
			0020 One-Time Community Positions Total		\$35,731		
		3219 ELO ESSER III St Resv LL Total			\$35,731		
		115 Emerson Elementary Total					\$178,492
		168 Carl B. Munck Elementary	3213 ESSER III		0040 One-Time Reading Acceleration	1 - Certificated Salaries	\$66,589
						3 - Benefits	\$26,426
					0040 One-Time Reading Acceleration Total		\$93,015
				6251 One-time TA 2021-22	1 - Certificated Salaries	\$14,000	
					2 - Classified Salaries	\$27,388	
				3 - Benefits	\$4,263		
			6251 One-time TA 2021-22 Total		\$45,650		
	3213 ESSER III Total				\$138,666		
	3216 ELO Esser II St Reserve		8504 Oakland Trans. Kinder.	2 - Classified Salaries	\$1,060		
				3 - Benefits	\$863		
			8504 Oakland Trans. Kinder. Total		\$1,923		
	3216 ELO Esser II St Reserve Total				\$1,923		
	7426 Expanded Learning Opp Para		0035 One-Time TK-2 Reading Tutors	2 - Classified Salaries	\$43,718		
				3 - Benefits	\$30,186		
			0035 One-Time TK-2 Reading Tutors Total		\$73,903		
	7426 Expanded Learning Opp Para Total			\$73,903			
	7425 Expanded Learning Opp Prop9	0020 One-Time Community Positions	2 - Classified Salaries	\$7,195			
			3 - Benefits	\$4,204			
0020 One-Time Community Positions Total		\$11,399					
7425 Expanded Learning Opp Prop98 Total			\$11,399				
3226 After School Educ & Safety	1553 P49ases After Sch.educ&safety	2 - Classified Salaries	\$21,893				
		3 - Benefits	\$22,330				
		5 - Other Services and Operating Expenditures	\$0				
	1553 P49ases After Sch.educ&safety Total		\$44,222				
	3226 After School Educ & Safety Total			\$44,222			
3219 ELO ESSER III St Resv LL	0020 One-Time Community Positions	2 - Classified Salaries	\$76,385				
		3 - Benefits	\$35,396				
	0020 One-Time Community Positions Total		\$111,780				
3219 ELO ESSER III St Resv LL Total			\$111,780				
168 Carl B. Munck Elementary Total					\$381,894		
181 Encompass Academy	3212 ESSER II		0030 One-Time Targeted Tutoring	1 - Certificated Salaries	\$7,623		
				3 - Benefits	\$895		
			0030 One-Time Targeted Tutoring Total		\$8,518		
			0040 One-Time Reading Acceleration	1 - Certificated Salaries	\$42,686		
				2 - Classified Salaries	\$9,926		
			3 - Benefits	\$14,044			
		0040 One-Time Reading Acceleration Total		\$66,655			
	3212 ESSER II Total			\$75,173			
	3213 ESSER III		0030 One-Time Targeted Tutoring	1 - Certificated Salaries	\$61,004		
				3 - Benefits	\$25,051		
			0030 One-Time Targeted Tutoring Total		\$86,055		
			6251 One-time TA 2021-22	1 - Certificated Salaries	\$20,000		
				2 - Classified Salaries	\$6,533		
			3 - Benefits	\$2,639			
		6251 One-time TA 2021-22 Total		\$29,172			
3213 ESSER III Total			\$115,226				
3216 ELO Esser II St Reserve	8504 Oakland Trans. Kinder.	2 - Classified Salaries	\$4,630				
		3 - Benefits	\$2,523				
	8504 Oakland Trans. Kinder. Total		\$7,153				
3216 ELO Esser II St Reserve Total			\$7,153				

OUSD COVID Budget Summary - 2022-23 UnAudited Actuals
Data by Division Type, Site, Resource & Object Classification

COVID Resource COVID

Sum of Expenditure								
Site Type	Site Code	Resource Code	Program Code	Classification	Total			
Elementary School	181 Encompass Academy	7426 Expanded Learning Opp Para	0035 One-Time TK-2 Reading Tutors	2 - Classified Salaries	\$40,684			
				3 - Benefits	\$40,843			
				0035 One-Time TK-2 Reading Tutors Total		\$81,527		
		7426 Expanded Learning Opp Para Total				\$81,527		
		3226 After School Educ & Safety	1553 P49ases After Sch.educ&safety	2 - Classified Salaries	\$3,022			
				3 - Benefits	\$739			
				5 - Other Services and Operating Expenditures	\$35,226			
				1553 P49ases After Sch.educ&safety Total		\$38,988		
		3226 After School Educ & Safety Total				\$38,988		
				181 Encompass Academy Total		\$318,067		
		Elementary School Total				\$15,046,157		
		Middle School	201 Claremont Middle	3212 ESSER II	0040 One-Time Reading Acceleration	1 - Certificated Salaries	\$143,681	
						3 - Benefits	\$56,108	
				0040 One-Time Reading Acceleration Total		\$199,790		
3212 ESSER II Total						\$199,790		
3213 ESSER III	6251 One-time TA 2021-22			1 - Certificated Salaries	\$22,000			
				2 - Classified Salaries	\$21,528			
				3 - Benefits	\$3,870			
				6251 One-time TA 2021-22 Total		\$47,399		
3213 ESSER III Total						\$47,399		
3216 ELO Esser II St Reserve	0020 One-Time Community Positions			1 - Certificated Salaries	\$50,246			
				3 - Benefits	\$19,597			
				0020 One-Time Community Positions Total		\$69,843		
				0045 One-Time Restorative Justice	2 - Classified Salaries	\$35,251		
				3 - Benefits	\$13,081			
				0045 One-Time Restorative Justice Total		\$48,332		
3216 ELO Esser II St Reserve Total						\$118,175		
7425 Expanded Learning Opp Prop9	0045 One-Time Restorative Justice			2 - Classified Salaries	\$3,917			
				3 - Benefits	\$1,453			
				0045 One-Time Restorative Justice Total		\$5,370		
				0050 One-Time Attendance Case Mgmt	2 - Classified Salaries	\$0		
				3 - Benefits	\$0			
				0050 One-Time Attendance Case Mgmt Total		\$0		
7425 Expanded Learning Opp Prop98 Total						\$5,370		
3226 After School Educ & Safety	1553 P49ases After Sch.educ&safety			5 - Other Services and Operating Expenditures	\$30,167			
				1553 P49ases After Sch.educ&safety Total		\$30,167		
3226 After School Educ & Safety Total						\$30,167		
				201 Claremont Middle Total		\$400,901		
204 West Oakland Middle	204 West Oakland Middle			3213 ESSER III	6251 One-time TA 2021-22	1 - Certificated Salaries	\$11,000	
						2 - Classified Salaries	\$3,645	
						3 - Benefits	\$1,476	
						6251 One-time TA 2021-22 Total		\$16,121
				3213 ESSER III Total				\$16,121
				3216 ELO Esser II St Reserve	0045 One-Time Restorative Justice	2 - Classified Salaries	\$103,453	
				3 - Benefits	\$60,965			
				0045 One-Time Restorative Justice Total		\$164,418		
		3216 ELO Esser II St Reserve Total				\$164,418		
		7425 Expanded Learning Opp Prop9	0020 One-Time Community Positions	1 - Certificated Salaries	\$19,085			
				3 - Benefits	\$9,457			
				0020 One-Time Community Positions Total		\$28,542		
				0030 One-Time Targeted Tutoring	1 - Certificated Salaries	\$89,997		
				3 - Benefits	\$44,673			
				0030 One-Time Targeted Tutoring Total		\$134,670		
		0045 One-Time Restorative Justice	2 - Classified Salaries	\$14,100				
		3 - Benefits	\$9,081					
		0045 One-Time Restorative Justice Total		\$23,182				
7425 Expanded Learning Opp Prop98 Total				\$186,393				

OUSD COVID Budget Summary - 2022-23 UnAudited Actuals
Data by Division Type, Site, Resource & Object Classification

COVID Resource COVID

Sum of Expenditure								
Site Type	Site Code	Resource Code	Program Code	Classification	Total			
Middle School	204 West Oakland Middle	3226 After School Educ & Safety	1553 P49ases After Sch.educ&safety	5 - Other Services and Operating Expenditures	\$33,944			
		1553 P49ases After Sch.educ&safety Total				\$33,944		
		3226 After School Educ & Safety Total					\$33,944	
		3219 ELO ESSER III St Resv LL	0020 One-Time Community Positions	1 - Certificated Salaries	\$95,424			
				3 - Benefits	\$47,287			
		0020 One-Time Community Positions Total				\$142,710		
		3219 ELO ESSER III St Resv LL Total					\$142,710	
		204 West Oakland Middle Total					\$543,586	
		206 Bret Harte Middle	206 Bret Harte Middle	3212 ESSER II	0040 One-Time Reading Acceleration	1 - Certificated Salaries	\$74,815	
						3 - Benefits	\$49,310	
	0040 One-Time Reading Acceleration Total				\$124,125			
	3212 ESSER II Total					\$124,125		
	3213 ESSER III			6251 One-time TA 2021-22	1 - Certificated Salaries	\$28,000		
					2 - Classified Salaries	\$24,364		
					3 - Benefits	\$5,505		
	6251 One-time TA 2021-22 Total				\$57,869			
	3213 ESSER III Total					\$57,869		
	3216 ELO Esser II St Reserve			0045 One-Time Restorative Justice	2 - Classified Salaries	\$66,515		
				3 - Benefits	\$22,019			
	0045 One-Time Restorative Justice Total				\$88,534			
	3216 ELO Esser II St Reserve Total					\$88,534		
	7425 Expanded Learning Opp Prop9		7425 Expanded Learning Opp Prop9	0020 One-Time Community Positions	2 - Classified Salaries	\$12,944		
					3 - Benefits	\$3,189		
				0020 One-Time Community Positions Total				\$16,133
				0025 One-Time Mental Health	1 - Certificated Salaries	\$17,572		
					3 - Benefits	\$14,908		
				0025 One-Time Mental Health Total				\$32,480
0045 One-Time Restorative Justice				2 - Classified Salaries	\$8,134			
				3 - Benefits	\$2,630			
0045 One-Time Restorative Justice Total				\$10,763				
7425 Expanded Learning Opp Prop9 Total					\$59,376			
3226 After School Educ & Safety	3226 After School Educ & Safety		1553 P49ases After Sch.educ&safety	2 - Classified Salaries	\$7,273			
				3 - Benefits	\$1,142			
				5 - Other Services and Operating Expenditures	\$30,943			
			1553 P49ases After Sch.educ&safety Total				\$39,358	
		3226 After School Educ & Safety Total					\$39,358	
		3218 ELO ESSER III St Resv Emerg	0025 One-Time Mental Health	1 - Certificated Salaries	\$42,897			
				3 - Benefits	\$35,469			
		0025 One-Time Mental Health Total				\$78,366		
		3218 ELO ESSER III St Resv Emergency Total					\$78,366	
		3219 ELO ESSER III St Resv LL	0020 One-Time Community Positions	2 - Classified Salaries	\$41,196			
		3 - Benefits	\$10,151					
0020 One-Time Community Positions Total				\$51,347				
3219 ELO ESSER III St Resv LL Total					\$51,347			
206 Bret Harte Middle Total					\$498,973			
210 Edna Brewer Middle	210 Edna Brewer Middle	3212 ESSER II	0040 One-Time Reading Acceleration	1 - Certificated Salaries	\$118,581			
				3 - Benefits	\$53,415			
		0040 One-Time Reading Acceleration Total				\$171,997		
		3212 ESSER II Total					\$171,997	
		3213 ESSER III	6251 One-time TA 2021-22	1 - Certificated Salaries	\$33,000			
				2 - Classified Salaries	\$24,537			
				3 - Benefits	\$5,572			
		6251 One-time TA 2021-22 Total				\$63,109		
		3213 ESSER III Total					\$63,109	
		7425 Expanded Learning Opp Prop9	0025 One-Time Mental Health	2 - Classified Salaries	\$0			
		3 - Benefits	\$0					
0025 One-Time Mental Health Total				\$0				

OUSD COVID Budget Summary - 2022-23 UnAudited Actuals
Data by Division Type, Site, Resource & Object Classification

COVID Resource COVID

Sum of Expenditure						
Site Type	Site Code	Resource Code	Program Code	Classification	Total	
Middle School	210 Edna Brewer Middle	7425 Expanded Learning Opp Prop9	0045 One-Time Restorative Justice	2 - Classified Salaries	\$78,336	
				3 - Benefits	\$36,343	
				0045 One-Time Restorative Justice Total		\$114,679
		7425 Expanded Learning Opp Prop98 Total				\$114,679
		3226 After School Educ & Safety	1553 P49ases After Sch.educ&safety	5 - Other Services and Operating Expenditures		\$25,776
				1553 P49ases After Sch.educ&safety Total		\$25,776
		3226 After School Educ & Safety Total				\$25,776
		210 Edna Brewer Middle Total				\$375,560
		211 Montera Middle	3212 ESSER II	0040 One-Time Reading Acceleration	1 - Certificated Salaries	\$131,354
					3 - Benefits	\$52,905
				0040 One-Time Reading Acceleration Total		\$184,259
	3212 ESSER II Total				\$184,259	
	3213 ESSER III		6251 One-time TA 2021-22	1 - Certificated Salaries	\$35,000	
				2 - Classified Salaries	\$23,492	
				3 - Benefits	\$5,895	
				6251 One-time TA 2021-22 Total		\$64,387
	3213 ESSER III Total				\$64,387	
	7426 Expanded Learning Opp Para		0040 One-Time Reading Acceleration	1 - Certificated Salaries	\$23,792	
				3 - Benefits	\$14,846	
				0040 One-Time Reading Acceleration Total		\$38,638
	7426 Expanded Learning Opp Para Total				\$38,638	
	7425 Expanded Learning Opp Prop9		0040 One-Time Reading Acceleration	1 - Certificated Salaries	\$33,154	
				3 - Benefits	\$20,679	
				0040 One-Time Reading Acceleration Total		\$53,833
	7425 Expanded Learning Opp Prop98 Total				\$53,833	
	211 Montera Middle Total				\$341,117	
	212 Roosevelt Middle	3212 ESSER II	0040 One-Time Reading Acceleration	1 - Certificated Salaries	\$78,188	
			3 - Benefits	\$32,781		
			0040 One-Time Reading Acceleration Total		\$110,970	
3212 ESSER II Total				\$110,970		
3213 ESSER III		0025 One-Time Mental Health	5 - Other Services and Operating Expenditures	\$52,857		
			0025 One-Time Mental Health Total		\$52,857	
		6251 One-time TA 2021-22	1 - Certificated Salaries	\$29,000		
			2 - Classified Salaries	\$37,767		
			3 - Benefits	\$6,685		
			6251 One-time TA 2021-22 Total		\$73,452	
3213 ESSER III Total				\$126,309		
7425 Expanded Learning Opp Prop9		0020 One-Time Community Positions	2 - Classified Salaries	\$10,150		
			3 - Benefits	\$3,767		
			0020 One-Time Community Positions Total		\$13,917	
7425 Expanded Learning Opp Prop98 Total				\$13,917		
3226 After School Educ & Safety		1553 P49ases After Sch.educ&safety	5 - Other Services and Operating Expenditures	\$12,480		
			1553 P49ases After Sch.educ&safety Total		\$12,480	
3226 After School Educ & Safety Total			\$12,480			
3219 ELO ESSER III St Resv LL	0020 One-Time Community Positions	2 - Classified Salaries	\$37,814			
		3 - Benefits	\$14,033			
		0020 One-Time Community Positions Total		\$51,847		
3219 ELO ESSER III St Resv LL Total			\$51,847			
212 Roosevelt Middle Total				\$315,524		
213 Westlake Middle	3212 ESSER II	0040 One-Time Reading Acceleration	1 - Certificated Salaries	\$90,737		
			3 - Benefits	\$32,368		
			0040 One-Time Reading Acceleration Total		\$123,106	
	3212 ESSER II Total			\$123,106		
	3213 ESSER III	6251 One-time TA 2021-22	1 - Certificated Salaries	\$16,000		
			2 - Classified Salaries	\$24,004		
		3 - Benefits	\$4,217			
		6251 One-time TA 2021-22 Total		\$44,220		

OUSD COVID Budget Summary - 2022-23 UnAudited Actuals
Data by Division Type, Site, Resource & Object Classification

COVID Resource COVID

Sum of Expenditure							
Site Type	Site Code	Resource Code	Program Code	Classification	Total		
Middle School	213 Westlake Middle	3213 ESSER III Total			\$44,220		
		3216 ELO Esser II St Reserve	0045 One-Time Restorative Justice	2 - Classified Salaries	\$62,077		
				3 - Benefits	\$28,362		
			0045 One-Time Restorative Justice Total		\$90,440		
			0050 One-Time Attendance Case Mgmt	2 - Classified Salaries	\$56,461		
				3 - Benefits	\$24,177		
			0050 One-Time Attendance Case Mgmt Total		\$80,638		
		3216 ELO Esser II St Reserve Total				\$171,077	
		7425 Expanded Learning Opp Prop9	0030 One-Time Targeted Tutoring	1 - Certificated Salaries	\$73,504		
				3 - Benefits	\$37,085		
			0030 One-Time Targeted Tutoring Total		\$110,589		
			0045 One-Time Restorative Justice	2 - Classified Salaries	\$0		
				3 - Benefits	\$0		
			0045 One-Time Restorative Justice Total		\$0		
			0050 One-Time Attendance Case Mgmt	2 - Classified Salaries	\$6,290		
				3 - Benefits	\$2,375		
			0050 One-Time Attendance Case Mgmt Total		\$8,665		
		7425 Expanded Learning Opp Prop98 Total				\$119,253	
		3226 After School Educ & Safety	1553 P49ases After Sch.educ&safety	5 - Other Services and Operating Expenditures	\$28,360		
			1553 P49ases After Sch.educ&safety Total		\$28,360		
		3226 After School Educ & Safety Total				\$28,360	
		213 Westlake Middle Total					
		215 Madison Park Academy U	3213 ESSER III	6251 One-time TA 2021-22	1 - Certificated Salaries	\$30,000	
					2 - Classified Salaries	\$29,670	
					3 - Benefits	\$5,875	
			6251 One-time TA 2021-22 Total		\$65,545		
		3213 ESSER III Total				\$65,545	
		3216 ELO Esser II St Reserve	0045 One-Time Restorative Justice	1 - Certificated Salaries	\$67,783		
				3 - Benefits	\$16,680		
			0045 One-Time Restorative Justice Total		\$84,463		
			0050 One-Time Attendance Case Mgmt	2 - Classified Salaries	\$119,881		
				3 - Benefits	\$75,155		
			0050 One-Time Attendance Case Mgmt Total		\$195,036		
		3216 ELO Esser II St Reserve Total				\$279,498	
		7425 Expanded Learning Opp Prop9	0025 One-Time Mental Health	1 - Certificated Salaries	\$38,355		
				3 - Benefits	\$21,404		
			0025 One-Time Mental Health Total		\$59,759		
			0045 One-Time Restorative Justice	1 - Certificated Salaries	\$5,291		
				3 - Benefits	\$1,304		
			0045 One-Time Restorative Justice Total		\$6,594		
			0050 One-Time Attendance Case Mgmt	2 - Classified Salaries	\$22,792		
				3 - Benefits	\$15,366		
			0050 One-Time Attendance Case Mgmt Total		\$38,158		
		7425 Expanded Learning Opp Prop98 Total				\$104,511	
		3226 After School Educ & Safety	1553 P49ases After Sch.educ&safety	5 - Other Services and Operating Expenditures	\$33,416		
	1553 P49ases After Sch.educ&safety Total		\$33,416				
3226 After School Educ & Safety Total				\$33,416			
215 Madison Park Academy Upper Total							
219 Frick United Academy of L	3212 ESSER II	0040 One-Time Reading Acceleration	1 - Certificated Salaries	\$10,240			
			3 - Benefits	\$2,523			
	0040 One-Time Reading Acceleration Total		\$12,763				
3212 ESSER II Total				\$12,763			
3213 ESSER III	0025 One-Time Mental Health	5 - Other Services and Operating Expenditures	\$77,000				
	0025 One-Time Mental Health Total		\$77,000				
	6251 One-time TA 2021-22	1 - Certificated Salaries	\$18,000				
		2 - Classified Salaries	\$11,222				
		3 - Benefits	\$3,119				

OUSD COVID Budget Summary - 2022-23 UnAudited Actuals
Data by Division Type, Site, Resource & Object Classification

COVID Resource COVID

Sum of Expenditure	Site Code	Resource Code	Program Code	Classification	Total
Middle School	219 Frick United Academy of Learning	3213 ESSER III	6251 One-time TA 2021-22 Total		\$32,341
		3213 ESSER III Total			\$109,341
		3216 ELO Esser II St Reserve	2236 Blueprint Transition cohort 2	1 - Certificated Salaries	\$95,457
				3 - Benefits	\$46,725
			2236 Blueprint Transition cohort 2 Total		\$142,181
		3216 ELO Esser II St Reserve Total			\$142,181
		7425 Expanded Learning Opp Prop98	2236 Blueprint Transition cohort 2	1 - Certificated Salaries	\$19,001
				3 - Benefits	\$9,340
			2236 Blueprint Transition cohort 2 Total		\$28,341
		7425 Expanded Learning Opp Prop98 Total			\$28,341
		3226 After School Educ & Safety	1553 P49ases After Sch.educ&safety	5 - Other Services and Operating Expenditures	\$0
			1553 P49ases After Sch.educ&safety Total		\$0
		3226 After School Educ & Safety Total			\$0
	219 Frick United Academy of Learning Total				\$292,627
	228 United For Success Academy	3213 ESSER III	0025 One-Time Mental Health	5 - Other Services and Operating Expenditures	\$64,000
			0025 One-Time Mental Health Total		\$64,000
			6251 One-time TA 2021-22	1 - Certificated Salaries	\$21,000
				2 - Classified Salaries	\$23,796
				3 - Benefits	\$4,598
			6251 One-time TA 2021-22 Total		\$49,394
		3213 ESSER III Total			\$113,394
		3216 ELO Esser II St Reserve	0050 One-Time Attendance Case Mgmt	2 - Classified Salaries	\$115,853
				3 - Benefits	\$42,993
			0050 One-Time Attendance Case Mgmt Total		\$158,846
		3216 ELO Esser II St Reserve Total			\$158,846
		7425 Expanded Learning Opp Prop98	0050 One-Time Attendance Case Mgmt	2 - Classified Salaries	\$5,871
				3 - Benefits	\$2,179
			0050 One-Time Attendance Case Mgmt Total		\$8,050
		7425 Expanded Learning Opp Prop98 Total			\$8,050
		3226 After School Educ & Safety	1553 P49ases After Sch.educ&safety	5 - Other Services and Operating Expenditures	\$0
			1553 P49ases After Sch.educ&safety Total		\$0
		3226 After School Educ & Safety Total			\$0
	228 United For Success Academy Total				\$280,290
	229 Elmhurst United	3212 ESSER II	0040 One-Time Reading Acceleration	2 - Classified Salaries	\$0
				3 - Benefits	\$0
			0040 One-Time Reading Acceleration Total		\$0
		3212 ESSER II Total			\$0
		3213 ESSER III	6251 One-time TA 2021-22	1 - Certificated Salaries	\$27,000
				2 - Classified Salaries	\$19,724
				3 - Benefits	\$4,554
			6251 One-time TA 2021-22 Total		\$51,278
		3213 ESSER III Total			\$51,278
		3216 ELO Esser II St Reserve	0045 One-Time Restorative Justice	2 - Classified Salaries	\$58,060
				3 - Benefits	\$25,574
			0045 One-Time Restorative Justice Total		\$83,634
			0050 One-Time Attendance Case Mgmt	2 - Classified Salaries	\$102,274
				3 - Benefits	\$60,092
			0050 One-Time Attendance Case Mgmt Total		\$162,366
		3216 ELO Esser II St Reserve Total			\$245,999
		7426 Expanded Learning Opp Para	0040 One-Time Reading Acceleration	2 - Classified Salaries	\$10,844
				3 - Benefits	\$6,359
			0040 One-Time Reading Acceleration Total		\$17,203
		7426 Expanded Learning Opp Para Total			\$17,203
		7425 Expanded Learning Opp Prop98	0030 One-Time Targeted Tutoring	1 - Certificated Salaries	\$5,186
				3 - Benefits	\$4,781
			0030 One-Time Targeted Tutoring Total		\$9,967
			0045 One-Time Restorative Justice	2 - Classified Salaries	\$6,144

OUSD COVID Budget Summary - 2022-23 UnAudited Actuals
Data by Division Type, Site, Resource & Object Classification

COVID Resource COVID

Sum of Expenditure								
Site Type	Site Code	Resource Code	Program Code	Classification	Total			
Middle School	229 Elmhurst United	7425 Expanded Learning Opp Prop9	0045 One-Time Restorative Justice	3 - Benefits	\$3,275			
			0045 One-Time Restorative Justice Total		\$9,419			
			0050 One-Time Attendance Case Mgmt	2 - Classified Salaries	\$19,833			
				3 - Benefits	\$11,382			
			0050 One-Time Attendance Case Mgmt Total		\$31,215			
			7425 Expanded Learning Opp Prop98 Total		\$50,600			
		3226 After School Educ & Safety	1553 P49ases After Sch.educ&safety	1 - Certificated Salaries		\$0		
				3 - Benefits		\$0		
				5 - Other Services and Operating Expenditures		\$42,038		
				1553 P49ases After Sch.educ&safety Total		\$42,038		
			3226 After School Educ & Safety Total		\$42,038			
		3218 ELO ESSER III St Resv Emerg	0030 One-Time Targeted Tutoring	1 - Certificated Salaries		\$60,718		
				3 - Benefits		\$46,581		
				0030 One-Time Targeted Tutoring Total		\$107,300		
			3218 ELO ESSER III St Resv Emergency Total		\$107,300			
			229 Elmhurst United Total		\$514,418			
		232 Coliseum College Prep Ac	3212 ESSER II	0040 One-Time Reading Acceleration	1 - Certificated Salaries		\$164,552	
					3 - Benefits		\$40,387	
					0040 One-Time Reading Acceleration Total		\$204,940	
					3212 ESSER II Total		\$204,940	
				3213 ESSER III	6251 One-time TA 2021-22	1 - Certificated Salaries		\$37,000
						2 - Classified Salaries		\$31,134
						3 - Benefits		\$6,994
					6251 One-time TA 2021-22 Total		\$75,127	
					3213 ESSER III Total		\$75,127	
				3216 ELO Esser II St Reserve	2236 Blueprint Transition cohort 2	1 - Certificated Salaries		\$122,063
						2 - Classified Salaries		\$127,115
						3 - Benefits		\$102,364
					2236 Blueprint Transition cohort 2 Total		\$351,542	
					3216 ELO Esser II St Reserve Total		\$351,542	
				7425 Expanded Learning Opp Prop9	0020 One-Time Community Positions	2 - Classified Salaries		\$17,280
						3 - Benefits		\$7,623
						0020 One-Time Community Positions Total		\$24,902
							2236 Blueprint Transition cohort 2	1 - Certificated Salaries
						2 - Classified Salaries	\$30,355	
						3 - Benefits	\$16,389	
					2236 Blueprint Transition cohort 2 Total		\$59,650	
					7425 Expanded Learning Opp Prop98 Total		\$84,552	
		3226 After School Educ & Safety	1553 P49ases After Sch.educ&safety	5 - Other Services and Operating Expenditures		\$0		
				1553 P49ases After Sch.educ&safety Total		\$0		
			3226 After School Educ & Safety Total		\$0			
		3219 ELO ESSER III St Resv LL	0020 One-Time Community Positions	2 - Classified Salaries		\$90,994		
				3 - Benefits		\$38,368		
				0020 One-Time Community Positions Total		\$129,362		
			3219 ELO ESSER III St Resv LL Total		\$129,362			
	232 Coliseum College Prep Academy Total		\$845,522					
235 Melrose Leadership Acad	3212 ESSER II	0040 One-Time Reading Acceleration	1 - Certificated Salaries		\$105,943			
			3 - Benefits		\$69,289			
			0040 One-Time Reading Acceleration Total		\$175,232			
			3212 ESSER II Total		\$175,232			
		3213 ESSER III	0040 One-Time Reading Acceleration	1 - Certificated Salaries		\$60,435		
				3 - Benefits		\$37,521		
				0040 One-Time Reading Acceleration Total		\$97,956		
			6251 One-time TA 2021-22	1 - Certificated Salaries	\$35,000			
				2 - Classified Salaries	\$6,781			
				3 - Benefits	\$3,512			
	6251 One-time TA 2021-22 Total		\$45,293					

OUSD COVID Budget Summary - 2022-23 UnAudited Actuals
Data by Division Type, Site, Resource & Object Classification

COVID Resource COVID

Sum of Expenditure	Site Type	Site Code	Resource Code	Program Code	Classification	Total
	Middle School	235 Melrose Leadership Acad	3213 ESSER III Total			\$143,249
			3216 ELO Esser II St Reserve	2236 Blueprint Transition cohort 2	1 - Certificated Salaries	\$69,833
					2 - Classified Salaries	\$3,844
					3 - Benefits	\$26,260
				2236 Blueprint Transition cohort 2 Total		\$99,938
			3216 ELO Esser II St Reserve Total			\$99,938
			7426 Expanded Learning Opp Para	0035 One-Time TK-2 Reading Tutors	2 - Classified Salaries	\$49,590
					3 - Benefits	\$28,443
				0035 One-Time TK-2 Reading Tutors Total		\$78,033
			7426 Expanded Learning Opp Para Total			\$78,033
			7425 Expanded Learning Opp Prop9	0020 One-Time Community Positions	2 - Classified Salaries	\$0
					3 - Benefits	\$0
				0020 One-Time Community Positions Total		\$0
				0066 One-Time PubHlth&Safety	2 - Classified Salaries	\$0
					3 - Benefits	\$0
				0066 One-Time PubHlth&Safety Total		\$0
				2236 Blueprint Transition cohort 2	1 - Certificated Salaries	\$13,493
					3 - Benefits	\$4,252
				2236 Blueprint Transition cohort 2 Total		\$17,746
			7425 Expanded Learning Opp Prop98 Total			\$17,746
			3226 After School Educ & Safety	1553 P49ases After Sch.educ&safety	5 - Other Services and Operating Expenditures	\$80,336
				1553 P49ases After Sch.educ&safety Total		\$80,336
			3226 After School Educ & Safety Total			\$80,336
			3219 ELO ESSER III St Resv LL	0020 One-Time Community Positions	2 - Classified Salaries	\$83,860
					3 - Benefits	\$32,719
				0020 One-Time Community Positions Total		\$116,579
			3219 ELO ESSER III St Resv LL Total			\$116,579
		235 Melrose Leadership Acad Total				\$711,112
		236 Urban Promise Academy	3212 ESSER II	0040 One-Time Reading Acceleration	1 - Certificated Salaries	\$0
					3 - Benefits	\$0
				0040 One-Time Reading Acceleration Total		\$0
			3212 ESSER II Total			\$0
			3213 ESSER III	0030 One-Time Targeted Tutoring	1 - Certificated Salaries	\$11,608
					3 - Benefits	\$2,771
				0030 One-Time Targeted Tutoring Total		\$14,378
				6251 One-time TA 2021-22	1 - Certificated Salaries	\$26,000
					2 - Classified Salaries	\$12,144
					3 - Benefits	\$3,774
				6251 One-time TA 2021-22 Total		\$41,918
			3213 ESSER III Total			\$56,296
			3216 ELO Esser II St Reserve	0050 One-Time Attendance Case Mgmt	2 - Classified Salaries	\$52,220
					3 - Benefits	\$28,417
				0050 One-Time Attendance Case Mgmt Total		\$80,637
			3216 ELO Esser II St Reserve Total			\$80,637
			7425 Expanded Learning Opp Prop9	0020 One-Time Community Positions	2 - Classified Salaries	\$17,339
					3 - Benefits	\$8,531
				0020 One-Time Community Positions Total		\$25,870
				0030 One-Time Targeted Tutoring	1 - Certificated Salaries	\$36,984
					3 - Benefits	\$19,771
				0030 One-Time Targeted Tutoring Total		\$56,755
				0050 One-Time Attendance Case Mgmt	2 - Classified Salaries	\$5,707
					3 - Benefits	\$3,113
				0050 One-Time Attendance Case Mgmt Total		\$8,820
			7425 Expanded Learning Opp Prop98 Total			\$91,444
			3226 After School Educ & Safety	1553 P49ases After Sch.educ&safety	5 - Other Services and Operating Expenditures	\$30,251
				1553 P49ases After Sch.educ&safety Total		\$30,251
			3226 After School Educ & Safety Total			\$30,251

OUSD COVID Budget Summary - 2022-23 UnAudited Actuals
Data by Division Type, Site, Resource & Object Classification

COVID Resource COVID

Sum of Expenditure							
Site Type	Site Code	Resource Code	Program Code	Classification	Total		
Middle School	236 Urban Promise Academy	3219 ELO ESSER III St Resv LL	0020 One-Time Community Positions	2 - Classified Salaries	\$38,964		
				3 - Benefits	\$22,404		
				0020 One-Time Community Positions Total			\$61,368
		3219 ELO ESSER III St Resv LL Total				\$61,368	
		236 Urban Promise Academy Total					\$319,997
Middle School Total							
					\$6,408,615		
High School	301 Castlemont High School	3213 ESSER III	6251 One-time TA 2021-22	1 - Certificated Salaries	\$36,000		
				2 - Classified Salaries	\$21,772		
				3 - Benefits	\$5,891		
				6251 One-time TA 2021-22 Total			\$63,663
		3213 ESSER III Total				\$63,663	
		7425 Expanded Learning Opp Prop9	0020 One-Time Community Positions	2 - Classified Salaries	\$15,903		
				3 - Benefits	\$12,794		
				0020 One-Time Community Positions Total			\$28,698
		0055 One-Time Parent/TCHR HomeVisit		2 - Classified Salaries	\$936		
				3 - Benefits	\$110		
			0055 One-Time Parent/TCHR HomeVisit Total			\$1,046	
	7425 Expanded Learning Opp Prop98 Total				\$29,743		
	3217 Expanded Learning GEER II	0055 One-Time Parent/TCHR HomeVisit	2 - Classified Salaries	\$38,006			
			3 - Benefits	\$13,023			
			0055 One-Time Parent/TCHR HomeVisit Total			\$51,029	
	3217 Expanded Learning GEER II Total				\$51,029		
	3219 ELO ESSER III St Resv LL	0020 One-Time Community Positions	2 - Classified Salaries	\$132,444			
			3 - Benefits	\$125,784			
			0020 One-Time Community Positions Total			\$258,228	
	3219 ELO ESSER III St Resv LL Total				\$258,228		
	301 Castlemont High School Total					\$402,663	
	302 Fremont High School	302 Fremont High School	3213 ESSER III	6251 One-time TA 2021-22	1 - Certificated Salaries	\$55,000	
					2 - Classified Salaries	\$26,462	
					3 - Benefits	\$7,594	
				6251 One-time TA 2021-22 Total			\$89,056
		3213 ESSER III Total				\$89,056	
		7425 Expanded Learning Opp Prop9	0020 One-Time Community Positions	2 - Classified Salaries	\$27,229		
				3 - Benefits	\$21,813		
				0020 One-Time Community Positions Total			\$49,042
		7425 Expanded Learning Opp Prop98 Total				\$49,042	
		3219 ELO ESSER III St Resv LL	0020 One-Time Community Positions	2 - Classified Salaries	\$116,675		
				3 - Benefits	\$86,940		
				0020 One-Time Community Positions Total			\$203,615
3219 ELO ESSER III St Resv LL Total					\$203,615		
302 Fremont High School Total					\$341,712		
303 McClymonds High School	303 McClymonds High School	3212 ESSER II	0040 One-Time Reading Acceleration	1 - Certificated Salaries	\$110,556		
				3 - Benefits	\$35,614		
				0040 One-Time Reading Acceleration Total			\$146,170
	3212 ESSER II Total				\$146,170		
	3213 ESSER III	0040 One-Time Reading Acceleration	1 - Certificated Salaries	\$44,812			
			3 - Benefits	\$19,345			
			0040 One-Time Reading Acceleration Total			\$64,158	
		6251 One-time TA 2021-22	1 - Certificated Salaries	\$19,000			
			2 - Classified Salaries	\$15,163			
			3 - Benefits	\$3,534			
			6251 One-time TA 2021-22 Total			\$37,697	
3213 ESSER III Total				\$101,855			
3216 ELO Esser II St Reserve	0045 One-Time Restorative Justice	2 - Classified Salaries	\$68,090				
		3 - Benefits	\$34,303				
		0045 One-Time Restorative Justice Total			\$102,393		
3216 ELO Esser II St Reserve Total				\$102,393			

OUSD COVID Budget Summary - 2022-23 UnAudited Actuals
Data by Division Type, Site, Resource & Object Classification

COVID Resource COVID

Sum of Expenditure					
Site Type	Site Code	Resource Code	Program Code	Classification	Total
High School	303 McClymonds High School	7425 Expanded Learning Opp Prop9	0020 One-Time Community Positions	2 - Classified Salaries	\$29,209
				3 - Benefits	\$10,792
			0020 One-Time Community Positions Total		\$40,001
			0045 One-Time Restorative Justice	2 - Classified Salaries	\$6,783
				3 - Benefits	\$3,521
			0045 One-Time Restorative Justice Total		\$10,305
		7425 Expanded Learning Opp Prop98 Total			\$50,306
		3219 ELO ESSER III St Resv LL	0020 One-Time Community Positions	2 - Classified Salaries	\$119,786
				3 - Benefits	\$44,303
			0020 One-Time Community Positions Total		\$164,089
		3219 ELO ESSER III St Resv LL Total			\$164,089
	303 McClymonds High School Total				\$564,812
	304 Oakland High School	3213 ESSER III	6251 One-time TA 2021-22	1 - Certificated Salaries	\$77,000
				2 - Classified Salaries	\$65,437
				3 - Benefits	\$14,713
			6251 One-time TA 2021-22 Total		\$157,150
		3213 ESSER III Total			\$157,150
		7425 Expanded Learning Opp Prop9	0020 One-Time Community Positions	2 - Classified Salaries	\$10,609
				3 - Benefits	\$9,936
			0020 One-Time Community Positions Total		\$20,544
			0040 One-Time Reading Acceleration	2 - Classified Salaries	\$5,461
				3 - Benefits	\$2,026
			0040 One-Time Reading Acceleration Total		\$7,487
		7425 Expanded Learning Opp Prop98 Total			\$28,032
		3218 ELO ESSER III St Resv Emerg	0040 One-Time Reading Acceleration	2 - Classified Salaries	\$52,787
				3 - Benefits	\$19,589
			0040 One-Time Reading Acceleration Total		\$72,377
		3218 ELO ESSER III St Resv Emergency Total			\$72,377
		3219 ELO ESSER III St Resv LL	0020 One-Time Community Positions	2 - Classified Salaries	\$74,778
				3 - Benefits	\$69,166
			0020 One-Time Community Positions Total		\$143,944
		3219 ELO ESSER III St Resv LL Total			\$143,944
	304 Oakland High School Total				\$401,502
	305 Oakland Tech High School	3212 ESSER II	0030 One-Time Targeted Tutoring	1 - Certificated Salaries	\$42,620
				3 - Benefits	\$10,485
			0030 One-Time Targeted Tutoring Total		\$53,105
		3212 ESSER II Total			\$53,105
		3213 ESSER III	6251 One-time TA 2021-22	1 - Certificated Salaries	\$93,000
				2 - Classified Salaries	\$50,666
				3 - Benefits	\$14,910
			6251 One-time TA 2021-22 Total		\$158,576
		3213 ESSER III Total			\$158,576
		7425 Expanded Learning Opp Prop9	0020 One-Time Community Positions	2 - Classified Salaries	\$6,617
				3 - Benefits	\$777
			0020 One-Time Community Positions Total		\$7,394
			0030 One-Time Targeted Tutoring	1 - Certificated Salaries	\$2,645
				3 - Benefits	\$311
			0030 One-Time Targeted Tutoring Total		\$2,956
		7425 Expanded Learning Opp Prop98 Total			\$10,350
		3218 ELO ESSER III St Resv Emerg	0030 One-Time Targeted Tutoring	1 - Certificated Salaries	\$36,522
				3 - Benefits	\$15,590
			0030 One-Time Targeted Tutoring Total		\$52,112
		3218 ELO ESSER III St Resv Emergency Total			\$52,112
		3219 ELO ESSER III St Resv LL	0020 One-Time Community Positions	2 - Classified Salaries	\$56,723
				3 - Benefits	\$23,409
			0020 One-Time Community Positions Total		\$80,132
		3219 ELO ESSER III St Resv LL Total			\$80,132

OUSD COVID Budget Summary - 2022-23 UnAudited Actuals
Data by Division Type, Site, Resource & Object Classification

COVID Resource COVID

Sum of Expenditure	Site Code	Resource Code	Program Code	Classification	Total
High School	305 Oakland Tech High School Total				\$354,275
	306 Skyline High School	3213 ESSER III	6251 One-time TA 2021-22	1 - Certificated Salaries	\$87,197
				2 - Classified Salaries	\$66,084
				3 - Benefits	\$15,460
			6251 One-time TA 2021-22 Total		\$168,741
		3213 ESSER III Total			\$168,741
		7425 Expanded Learning Opp Prop9	0020 One-Time Community Positions	2 - Classified Salaries	\$52,720
				3 - Benefits	\$29,803
			0020 One-Time Community Positions Total		\$82,523
		7425 Expanded Learning Opp Prop98 Total			\$82,523
		3219 ELO ESSER III St Resv LL	0020 One-Time Community Positions	2 - Classified Salaries	\$263,814
				3 - Benefits	\$141,608
			0020 One-Time Community Positions Total		\$405,422
		3219 ELO ESSER III St Resv LL Total			\$405,422
	306 Skyline High School Total				\$656,686
	310 Dewey High School	3212 ESSER II	0030 One-Time Targeted Tutoring	1 - Certificated Salaries	\$0
				3 - Benefits	\$0
			0030 One-Time Targeted Tutoring Total		\$0
		3212 ESSER II Total			\$0
		3213 ESSER III	6251 One-time TA 2021-22	1 - Certificated Salaries	\$12,000
				3 - Benefits	\$980
			6251 One-time TA 2021-22 Total		\$12,980
		3213 ESSER III Total			\$12,980
		7425 Expanded Learning Opp Prop9	0020 One-Time Community Positions	2 - Classified Salaries	\$0
				3 - Benefits	\$0
			0020 One-Time Community Positions Total		\$0
		7425 Expanded Learning Opp Prop98 Total			\$0
	310 Dewey High School Total				\$12,980
	330 Independent Study 9-12	3213 ESSER III	1000 Instruction (general)	1 - Certificated Salaries	\$2,673,665
				3 - Benefits	\$1,074,347
			1000 Instruction (general) Total		\$3,748,012
			6251 One-time TA 2021-22	1 - Certificated Salaries	\$44,000
				3 - Benefits	\$4,232
			6251 One-time TA 2021-22 Total		\$48,232
		3213 ESSER III Total			\$3,796,244
		7426 Expanded Learning Opp Para	0035 One-Time TK-2 Reading Tutors	2 - Classified Salaries	\$17,720
				3 - Benefits	\$3,770
			0035 One-Time TK-2 Reading Tutors Total		\$21,490
		7426 Expanded Learning Opp Para Total			\$21,490
	330 Independent Study 9-12 Total				\$3,817,734
	335 LIFE Academy	3212 ESSER II	0040 One-Time Reading Acceleration	1 - Certificated Salaries	\$77,467
				3 - Benefits	\$29,100
			0040 One-Time Reading Acceleration Total		\$106,567
		3212 ESSER II Total			\$106,567
		3213 ESSER III	0040 One-Time Reading Acceleration	1 - Certificated Salaries	\$29,092
				3 - Benefits	\$10,171
			0040 One-Time Reading Acceleration Total		\$39,263
			6251 One-time TA 2021-22	1 - Certificated Salaries	\$24,000
				2 - Classified Salaries	\$6,238
				3 - Benefits	\$2,949
			6251 One-time TA 2021-22 Total		\$33,188
		3213 ESSER III Total			\$72,451
		3226 After School Educ & Safety	1553 P49ases After Sch.educ&safety	5 - Other Services and Operating Expenditures	\$33,446
			1553 P49ases After Sch.educ&safety Total		\$33,446
		3226 After School Educ & Safety Total			\$33,446
	335 LIFE Academy Total				\$212,464
	353 Oakland International High	3213 ESSER III	0040 One-Time Reading Acceleration	1 - Certificated Salaries	\$68,303

OUSD COVID Budget Summary - 2022-23 UnAudited Actuals
Data by Division Type, Site, Resource & Object Classification

COVID Resource COVID

Sum of Expenditure								
Site Type	Site Code	Resource Code	Program Code	Classification	Total			
High School	353 Oakland International High	3213 ESSER III	0040 One-Time Reading Acceleration	3 - Benefits	\$36,798			
			0040 One-Time Reading Acceleration Total		\$105,101			
			6251 One-time TA 2021-22	1 - Certificated Salaries		\$19,000		
				2 - Classified Salaries		\$8,034		
				3 - Benefits		\$2,491		
			6251 One-time TA 2021-22 Total			\$29,525		
			3213 ESSER III Total			\$134,625		
			7425 Expanded Learning Opp Prop9	0020 One-Time Community Positions	2 - Classified Salaries	\$8,561		
					3 - Benefits	\$2,683		
			0020 One-Time Community Positions Total			\$11,243		
			7425 Expanded Learning Opp Prop98 Total			\$11,243		
			3219 ELO ESSER III St Resv LL	0020 One-Time Community Positions	2 - Classified Salaries	\$34,807		
					3 - Benefits	\$10,321		
			0020 One-Time Community Positions Total			\$45,127		
			3219 ELO ESSER III St Resv LL Total			\$45,127		
			353 Oakland International High Sch Total			\$190,996		
		High School	309 Ralph J. Bunche Academy	3212 ESSER II	0030 One-Time Targeted Tutoring	1 - Certificated Salaries	\$54,618	
						3 - Benefits	\$23,114	
					0030 One-Time Targeted Tutoring Total			\$77,733
					3212 ESSER II Total			\$77,733
					3213 ESSER III	6251 One-time TA 2021-22	1 - Certificated Salaries	\$9,000
							3 - Benefits	\$664
					6251 One-time TA 2021-22 Total			\$9,664
					3213 ESSER III Total			\$9,664
					3216 ELO Esser II St Reserve	0045 One-Time Restorative Justice	2 - Classified Salaries	\$67,176
					3 - Benefits	\$50,090		
	0045 One-Time Restorative Justice Total					\$117,266		
	3216 ELO Esser II St Reserve Total					\$117,266		
	7425 Expanded Learning Opp Prop9			0020 One-Time Community Positions	2 - Classified Salaries	\$5,552		
					3 - Benefits	\$2,919		
	0020 One-Time Community Positions Total					\$8,471		
				0045 One-Time Restorative Justice	2 - Classified Salaries	\$7,260		
					3 - Benefits	\$5,489		
	0045 One-Time Restorative Justice Total					\$12,750		
	7425 Expanded Learning Opp Prop98 Total					\$21,220		
	3219 ELO ESSER III St Resv LL			0020 One-Time Community Positions	1 - Certificated Salaries	\$35,941		
					2 - Classified Salaries	\$56,477		
					3 - Benefits	\$42,675		
	0020 One-Time Community Positions Total					\$135,093		
	3219 ELO ESSER III St Resv LL Total					\$135,093		
	309 Ralph J. Bunche Academy Total					\$360,975		
High School	338 MetWest High	3213 ESSER III	2236 Blueprint Transition cohort 2	1 - Certificated Salaries	\$26,054			
				3 - Benefits	\$11,942			
			2236 Blueprint Transition cohort 2 Total			\$37,996		
			6251 One-time TA 2021-22	1 - Certificated Salaries	\$10,000			
				2 - Classified Salaries	\$3,607			
				3 - Benefits	\$1,204			
			6251 One-time TA 2021-22 Total			\$14,811		
			3213 ESSER III Total			\$52,807		
			3216 ELO Esser II St Reserve	2236 Blueprint Transition cohort 2	1 - Certificated Salaries	\$110,962		
					3 - Benefits	\$31,310		
			2236 Blueprint Transition cohort 2 Total			\$142,272		
			3216 ELO Esser II St Reserve Total			\$142,272		
			7425 Expanded Learning Opp Prop9	2236 Blueprint Transition cohort 2	1 - Certificated Salaries	\$0		
					3 - Benefits	\$0		
			2236 Blueprint Transition cohort 2 Total			\$0		
	7425 Expanded Learning Opp Prop98 Total			\$0				

OUSD COVID Budget Summary - 2022-23 UnAudited Actuals
Data by Division Type, Site, Resource & Object Classification

COVID Resource COVID

Sum of Expenditure					
Site Type	Site Code	Resource Code	Program Code	Classification	Total
High School	338 MetWest High Total				\$195,079
High School Total					\$7,511,878
Central Office	901 Chief of Staff	3212 ESSER II	0066 One-Time PubHlth&Safety	1 - Certificated Salaries	\$991
				2 - Classified Salaries	\$9,754
				3 - Benefits	\$4,113
				5 - Other Services and Operating Expenditures	\$0
			0066 One-Time PubHlth&Safety Total		\$14,857
			0085 Covid Contact Tracing	2 - Classified Salaries	\$450
				3 - Benefits	\$60
			0085 Covid Contact Tracing Total		\$510
		3212 ESSER II Total			\$15,368
		3213 ESSER III	0025 One-Time Mental Health	5 - Other Services and Operating Expenditures	\$99,100
			0025 One-Time Mental Health Total		\$99,100
			0066 One-Time PubHlth&Safety	5 - Other Services and Operating Expenditures	\$0
			0066 One-Time PubHlth&Safety Total		\$0
			0068 1X MgmtPrep&Response	2 - Classified Salaries	\$12,937
				3 - Benefits	\$5,476
				5 - Other Services and Operating Expenditures	\$0
			0068 1X MgmtPrep&Response Total		\$18,413
			0074 1X Family Engagement	5 - Other Services and Operating Expenditures	\$99,100
			0074 1X Family Engagement Total		\$99,100
			0080 Black Reparations	5 - Other Services and Operating Expenditures	\$0
			0080 Black Reparations Total		\$0
		3213 ESSER III Total			\$216,613
	901 Chief of Staff Total				\$231,980
	903 Office Of Chief Academic	3212 ESSER II	0020 One-Time Community Positions	2 - Classified Salaries	\$66
			0020 One-Time Community Positions Total		\$66
		3212 ESSER II Total			\$66
	903 Office Of Chief Academic Office Total				\$66
	910 Early Childhood Developm	3213 ESSER III	6251 One-time TA 2021-22	1 - Certificated Salaries	\$4,000
				2 - Classified Salaries	\$7,272
				3 - Benefits	\$1,174
			6251 One-time TA 2021-22 Total		\$12,446
		3213 ESSER III Total			\$12,446
		7425 Expanded Learning Opp Prop9	0020 One-Time Community Positions	2 - Classified Salaries	\$36,801
				3 - Benefits	\$23,437
			0020 One-Time Community Positions Total		\$60,238
		7425 Expanded Learning Opp Prop98 Total			\$60,238
		3219 ELO ESSER III St Resv LL	0020 One-Time Community Positions	2 - Classified Salaries	\$177,379
				3 - Benefits	\$115,307
			0020 One-Time Community Positions Total		\$292,686
		3219 ELO ESSER III St Resv LL Total			\$292,686
	910 Early Childhood Development Total				\$365,371
	912 Linked Learning	3213 ESSER III	6251 One-time TA 2021-22	1 - Certificated Salaries	\$5,000
				3 - Benefits	\$442
			6251 One-time TA 2021-22 Total		\$5,442
		3213 ESSER III Total			\$5,442
	912 Linked Learning Total				\$5,442
	913 Chief Of Operations	3212 ESSER II	0066 One-Time PubHlth&Safety	4 - Books & Supplies	\$4,572
			0066 One-Time PubHlth&Safety Total		\$4,572
			0068 1X MgmtPrep&Response	2 - Classified Salaries	\$1,966
				3 - Benefits	\$314
			0068 1X MgmtPrep&Response Total		\$2,281
			1011 Covid Tech Repair	1 - Certificated Salaries	\$4,186
				3 - Benefits	\$1,553
			1011 Covid Tech Repair Total		\$5,739
			0083 Covid Vaccines	4 - Books & Supplies	\$0

OUSD COVID Budget Summary - 2022-23 UnAudited Actuals
Data by Division Type, Site, Resource & Object Classification

COVID Resource COVID

Sum of Expenditure							
Site Type	Site Code	Resource Code	Program Code	Classification	Total		
Central Office	913 Chief Of Operations	3212 ESSER II	0083 Covid Vaccines Total		\$0		
		3212 ESSER II Total			\$12,592		
		3213 ESSER III	0066 One-Time PubHlth&Safety	1 - Certificated Salaries	\$457,900		
				3 - Benefits	\$63,084		
				5 - Other Services and Operating Expenditures	\$0		
			0066 One-Time PubHlth&Safety Total		\$520,984		
			0068 1X MgmtPrep&Response	2 - Classified Salaries	\$526,135		
				3 - Benefits	\$211,233		
			0068 1X MgmtPrep&Response Total		\$737,368		
			#N/A	5 - Other Services and Operating Expenditures	\$71,025		
			#N/A Total		\$71,025		
			0067 1X AirQuality Imprv Non-CapExp	4 - Books & Supplies	\$126,427		
			0067 1X AirQuality Imprv Non-CapExp Total		\$126,427		
			0084 Covid Testing	4 - Books & Supplies	\$89,788		
				5 - Other Services and Operating Expenditures	\$569,108		
			0084 Covid Testing Total		\$658,896		
			0085 Covid Contact Tracing	1 - Certificated Salaries	\$0		
				3 - Benefits	\$0		
				5 - Other Services and Operating Expenditures	\$389,190		
			0085 Covid Contact Tracing Total		\$389,190		
			0088 PPE	4 - Books & Supplies	\$214,361		
			0088 PPE Total		\$214,361		
			0076 1X Translation	2 - Classified Salaries	\$450		
				3 - Benefits	\$77		
			0076 1X Translation Total		\$527		
			0087 Outdoor Dining	2 - Classified Salaries	\$3,750		
				3 - Benefits	\$404		
				4 - Books & Supplies	\$270,530		
			0087 Outdoor Dining Total		\$274,685		
			0091 General Education Pre-k	6 - Capital Outlay	\$0		
			0091 General Education Pre-k Total		\$0		
			0093 1-Time School Perimeter Safety	5 - Other Services and Operating Expenditures	\$80,000		
			0093 1-Time School Perimeter Safety Total		\$80,000		
			3213 ESSER III Total		\$3,073,464		
			3210 ESSER ElemScdrySchlEmqcyF	1011 Covid Tech Repair	1 - Certificated Salaries	\$8,859	
					2 - Classified Salaries	\$30,918	
					3 - Benefits	\$3,245	
				1011 Covid Tech Repair Total	\$43,022		
				9000 Oth Programs / Local Goals	2 - Classified Salaries	\$256	
					3 - Benefits	\$30	
				9000 Oth Programs / Local Goals Total	\$286		
			3210 ESSER ElemScdrySchlEmqcyRelief Total		\$43,308		
			913 Chief Of Operations Total		\$3,129,364		
			918 Facilities Planning	3213 ESSER III	0093 1-Time School Perimeter Safety	6 - Capital Outlay	\$50,379
					0093 1-Time School Perimeter Safety Total	\$50,379	
				3213 ESSER III Total		\$50,379	
			918 Facilities Planning Total		\$50,379		
			922 Comm. Schools & Student	3212 ESSER II	0020 One-Time Community Positions	2 - Classified Salaries	\$36,242
						3 - Benefits	\$13,337
					0020 One-Time Community Positions Total	\$49,579	
					0066 One-Time PubHlth&Safety	2 - Classified Salaries	\$76,601
						3 - Benefits	\$39,010
					0066 One-Time PubHlth&Safety Total	\$115,610	
					1211 Integrated Support	1 - Certificated Salaries	\$122,186
						2 - Classified Salaries	\$138,137
						3 - Benefits	\$119,077
					1211 Integrated Support Total	\$379,399	

OUSD COVID Budget Summary - 2022-23 UnAudited Actuals
Data by Division Type, Site, Resource & Object Classification

COVID Resource COVID

Sum of Expenditure							
Site Type	Site Code	Resource Code	Program Code	Classification	Total		
Central Office	922 Comm. Schools & Student	3212 ESSER II	0073 1X Foster Youth Case Mangement	2 - Classified Salaries	\$134,959		
				3 - Benefits	\$91,341		
				0073 1X Foster Youth Case Mangement Total		\$226,299	
						\$770,888	
				3212 ESSER II Total			
				3213 ESSER III	0020 One-Time Community Positions	1 - Certificated Salaries	\$0
						3 - Benefits	\$0
						0020 One-Time Community Positions Total	\$0
						0025 One-Time Mental Health	\$13,103
						0025 One-Time Mental Health Total	\$13,103
						6251 One-time TA 2021-22	\$3,000
						3 - Benefits	\$249
						6251 One-time TA 2021-22 Total	\$3,249
				3213 ESSER III Total			\$16,351
				3211 ESSER CA Comm School Part	1528 Community Schools Partnerships	1 - Certificated Salaries	\$50,479
						2 - Classified Salaries	\$413,139
						3 - Benefits	\$220,832
						4 - Books & Supplies	\$21,766
						5 - Other Services and Operating Expenditures	\$715,233
						1528 Community Schools Partnerships Total	\$1,421,449
						7210 Indirect Cost	\$38,095
						7210 Indirect Cost Total	\$38,095
				3211 ESSER CA Comm School Partner Total			\$1,459,544
				7425 Expanded Learning Opp Prop9	0020 One-Time Community Positions	2 - Classified Salaries	\$31,042
						3 - Benefits	\$18,769
						0020 One-Time Community Positions Total	\$49,811
						0025 One-Time Mental Health	\$0
						3 - Benefits	\$0
						0025 One-Time Mental Health Total	\$0
				7425 Expanded Learning Opp Prop98 Total			\$49,811
				3226 After School Educ & Safety	1553 P49ases After Sch.educ&safety	2 - Classified Salaries	\$207,028
						3 - Benefits	\$102,717
						4 - Books & Supplies	\$0
						5 - Other Services and Operating Expenditures	\$70,274
						7 - Other Outgo	\$20,439
						1553 P49ases After Sch.educ&safety Total	\$400,458
				3226 After School Educ & Safety Total			\$400,458
				3218 ELO ESSER III St Resv Emerg	9156 Violence Prevention	5 - Other Services and Operating Expenditures	\$273,071
						9156 Violence Prevention Total	\$273,071
				3218 ELO ESSER III St Resv Emergency Total			\$273,071
				3219 ELO ESSER III St Resv LL	0020 One-Time Community Positions	2 - Classified Salaries	\$173,864
						3 - Benefits	\$101,536
						0020 One-Time Community Positions Total	\$275,400
				3219 ELO ESSER III St Resv LL Total			\$275,400
				922 Comm. Schools & Student Servc Total			\$3,245,523
	928 Opsr Counseling	3213 ESSER III	6251 One-time TA 2021-22	1 - Certificated Salaries	\$35,000		
				3 - Benefits	\$2,936		
				6251 One-time TA 2021-22 Total	\$37,936		
		3213 ESSER III Total			\$37,936		
		3215 GEER Learning Loss Mitigatior	0078 1x Credit Recovery	2 - Classified Salaries	\$19,798		
				3 - Benefits	\$12,954		
				0078 1x Credit Recovery Total	\$32,752		
		3215 GEER Learning Loss Mitigation Total			\$32,752		
		7425 Expanded Learning Opp Prop9	0060 One-Time Professional Learning	1 - Certificated Salaries	\$1,988		
				3 - Benefits	\$893		
				0060 One-Time Professional Learning Total	\$2,881		
				0078 1x Credit Recovery	\$43,835		
				2 - Classified Salaries	\$16,024		

OUSD COVID Budget Summary - 2022-23 UnAudited Actuals
Data by Division Type, Site, Resource & Object Classification

COVID Resource COVID

Sum of Expenditure	Site Code	Resource Code	Program Code	Classification	Total
Central Office	928 Opsr Counseling	7425 Expanded Learning Opp Prop9	0078 1x Credit Recovery	3 - Benefits	\$23,299
			0078 1x Credit Recovery Total		\$83,158
		7425 Expanded Learning Opp Prop98 Total			\$86,040
		3217 Expanded Learning GEER II	0060 One-Time Professional Learning	1 - Certificated Salaries	\$19,483
				3 - Benefits	\$8,426
			0060 One-Time Professional Learning Total		\$27,908
			0078 1x Credit Recovery	1 - Certificated Salaries	\$258,564
				2 - Classified Salaries	\$138,187
				3 - Benefits	\$158,034
			0078 1x Credit Recovery Total		\$554,785
		3217 Expanded Learning GEER II Total			\$582,694
	928 Opsr Counseling Total				\$739,421
	929 Office Of Equity	3212 ESSER II	0060 One-Time Professional Learning	2 - Classified Salaries	\$79,181
				3 - Benefits	\$39,819
			0060 One-Time Professional Learning Total		\$118,999
		3212 ESSER II Total			\$118,999
		7425 Expanded Learning Opp Prop9	0074 1X Family Engagement	2 - Classified Salaries	\$13,588
				3 - Benefits	\$11,377
			0074 1X Family Engagement Total		\$24,965
		7425 Expanded Learning Opp Prop98 Total			\$24,965
		3217 Expanded Learning GEER II	0074 1X Family Engagement	2 - Classified Salaries	\$51,636
				3 - Benefits	\$43,223
			0074 1X Family Engagement Total		\$94,858
		3217 Expanded Learning GEER II Total			\$94,858
	929 Office Of Equity Total				\$238,823
	937 Summer Programs	3215 GEER Learning Loss Mitigati	6350 Learning Loss Mitigation 1.0	1 - Certificated Salaries	\$992
				3 - Benefits	\$41
			6350 Learning Loss Mitigation 1.0 Total		\$1,033
		3215 GEER Learning Loss Mitigation Total			\$1,033
		3225 ESSER III (ASES Summer)	1140 Summer Intervention	4 - Books & Supplies	\$0
				5 - Other Services and Operating Expenditures	\$1,688,841
				7 - Other Outgo	\$15,103
			1140 Summer Intervention Total		\$1,703,944
			1146 Summer Prog-district	4 - Books & Supplies	\$0
				5 - Other Services and Operating Expenditures	\$716,423
				7 - Other Outgo	\$10,258
			1146 Summer Prog-district Total		\$726,681
		3225 ESSER III (ASES Summer) Total			\$2,430,625
	937 Summer Programs Total				\$2,431,658
	941 Office Of The Superintend	3213 ESSER III	0050 One-Time Attendance Case Mgmt	5 - Other Services and Operating Expenditures	\$18,928
			0050 One-Time Attendance Case Mgmt Total		\$18,928
		3213 ESSER III Total			\$18,928
	941 Office Of The Superintendent Total				\$18,928
	942 Labor Relations	3212 ESSER II	0068 1X MgmtPrep&Response	2 - Classified Salaries	\$132,810
				3 - Benefits	\$48,607
			0068 1X MgmtPrep&Response Total		\$181,417
			9795 Negotiations & Labor Relations	2 - Classified Salaries	\$49,787
				3 - Benefits	\$18,034
			9795 Negotiations & Labor Relations Total		\$67,821
		3212 ESSER II Total			\$249,238
		3213 ESSER III	0068 1X MgmtPrep&Response	2 - Classified Salaries	\$116,995
				3 - Benefits	\$68,782
				5 - Other Services and Operating Expenditures	\$0
			0068 1X MgmtPrep&Response Total		\$185,778
			6251 One-time TA 2021-22	1 - Certificated Salaries	\$6,000
				3 - Benefits	\$642
			6251 One-time TA 2021-22 Total		\$6,642

OUSD COVID Budget Summary - 2022-23 UnAudited Actuals
Data by Division Type, Site, Resource & Object Classification

COVID Resource COVID

Sum of Expenditure	Site Code	Resource Code	Program Code	Classification	Total
Central Office	942 Labor Relations	3213 ESSER III Total			\$192,420
942 Labor Relations Total					\$441,658
	944 Human Resources Services	3212 ESSER II	0068 1X MgmtPrep&Response	2 - Classified Salaries	\$208,647
				3 - Benefits	\$107,796
				5 - Other Services and Operating Expenditures	\$0
			0068 1X MgmtPrep&Response Total		\$316,443
			9060 Hr Recruitment	2 - Classified Salaries	\$601,816
				3 - Benefits	\$304,247
			9060 Hr Recruitment Total		\$906,063
	3212 ESSER II Total				\$1,222,506
	3213 ESSER III	0068 1X MgmtPrep&Response		1 - Certificated Salaries	\$347,945
				2 - Classified Salaries	\$273,800
				3 - Benefits	\$240,946
				4 - Books & Supplies	\$38,083
				5 - Other Services and Operating Expenditures	\$176,675
			0068 1X MgmtPrep&Response Total		\$1,077,447
			6251 One-time TA 2021-22	1 - Certificated Salaries	\$4,000
				3 - Benefits	\$469
			6251 One-time TA 2021-22 Total		\$4,469
	3213 ESSER III Total				\$1,081,917
944 Human Resources Services, Supp Total					\$2,304,422
	946 Legal Counsel	3213 ESSER III	0068 1X MgmtPrep&Response	5 - Other Services and Operating Expenditures	\$479,882
			0068 1X MgmtPrep&Response Total		\$479,882
	3213 ESSER III Total				\$479,882
946 Legal Counsel Total					\$479,882
	948 Research Assessment & Data	3213 ESSER III	0068 1X MgmtPrep&Response	2 - Classified Salaries	\$59,249
				3 - Benefits	\$35,357
			0068 1X MgmtPrep&Response Total		\$94,606
	3213 ESSER III Total				\$94,606
948 Research Assessment & Data Total					\$94,606
	950 Strategic Resource Planning	3213 ESSER III	0068 1X MgmtPrep&Response	2 - Classified Salaries	\$231,059
				3 - Benefits	\$127,699
				5 - Other Services and Operating Expenditures	\$0
			0068 1X MgmtPrep&Response Total		\$358,758
			6251 One-time TA 2021-22	1 - Certificated Salaries	\$1,000
				3 - Benefits	\$55
			6251 One-time TA 2021-22 Total		\$1,055
	3213 ESSER III Total				\$359,813
950 Strategic Resource Planning Total					\$359,813
	954 Eng Lang Lrn/multilingual	3213 ESSER III	6251 One-time TA 2021-22	1 - Certificated Salaries	\$7,000
				3 - Benefits	\$755
			6251 One-time TA 2021-22 Total		\$7,755
	3213 ESSER III Total				\$7,755
	7425 Expanded Learning Opp Prop9	0040 One-Time Reading Acceleration		1 - Certificated Salaries	\$101,439
				3 - Benefits	\$21,280
			0040 One-Time Reading Acceleration Total		\$122,719
			1169 Eld - English Lang Development	1 - Certificated Salaries	\$0
				3 - Benefits	\$0
			1169 Eld - English Lang Development Total		\$0
	7425 Expanded Learning Opp Prop98 Total				\$122,719
954 Eng Lang Lrn/multilingual Ach Total					\$130,474
	964 High School Network	3213 ESSER III	6251 One-time TA 2021-22	1 - Certificated Salaries	\$12,000
				3 - Benefits	\$1,304
			6251 One-time TA 2021-22 Total		\$13,304
	3213 ESSER III Total				\$13,304
964 High School Network Total					\$13,304
	975 Special Education	3213 ESSER III	6251 One-time TA 2021-22	1 - Certificated Salaries	\$132,000

OUSD COVID Budget Summary - 2022-23 UnAudited Actuals
Data by Division Type, Site, Resource & Object Classification

COVID Resource COVID

Sum of Expenditure									
Site Type	Site Code	Resource Code	Program Code	Classification	Total				
Central Office	975 Special Education	3213 ESSER III	6251 One-time TA 2021-22	2 - Classified Salaries	\$168,241				
				3 - Benefits	\$33,320				
				6251 One-time TA 2021-22 Total	\$333,561				
			3213 ESSER III Total				\$333,561		
			975 Special Education Total				\$333,561		
		975 Special Education Total	986 Technology Services	3212 ESSER II	0068 1X MgmtPrep&Response	5 - Other Services and Operating Expenditures	\$60,594		
						0068 1X MgmtPrep&Response Total	\$60,594		
						0070 1X Education Technology	4 - Books & Supplies	\$0	
					0070 1X Education Technology Total				\$0
					0072 1X Technology Support Staff	2 - Classified Salaries	\$32,957		
	3 - Benefits			\$11,863					
	0072 1X Technology Support Staff Total			\$44,820					
				0074 1X Family Engagement	5 - Other Services and Operating Expenditures	\$0			
	0074 1X Family Engagement Total				\$0				
				3212 ESSER II Total				\$105,413	
				3213 ESSER III	0068 1X MgmtPrep&Response	5 - Other Services and Operating Expenditures		\$358,500	
							0068 1X MgmtPrep&Response Total	\$358,500	
							0070 1X Education Technology	4 - Books & Supplies	\$1,891,164
					0072 1X Technology Support Staff	5 - Other Services and Operating Expenditures	\$418,540		
				0070 1X Education Technology Total		\$2,309,704			
				0071 1X Distance Learning Suppt		1 - Certificated Salaries	\$327,443		
					0071 1X Distance Learning Suppt	3 - Benefits	\$47,038		
				0071 1X Distance Learning Suppt Total		\$374,481			
					0072 1X Technology Support Staff	2 - Classified Salaries	\$271,179		
						3 - Benefits	\$143,101		
					0072 1X Technology Support Staff Total	\$414,280			
					0074 1X Family Engagement	5 - Other Services and Operating Expenditures	\$77,350		
				0074 1X Family Engagement Total		\$77,350			
				3213 ESSER III Total				\$3,534,315	
				986 Technology Services Total				\$3,639,728	
	986 Technology Services Total			988 Buildings & Grounds	3213 ESSER III	0066 One-Time PubHlth&Safety	5 - Other Services and Operating Expenditures	\$0	
							6 - Capital Outlay	\$17,799	
							0066 One-Time PubHlth&Safety Total	\$17,799	
						0069 1X Facility Repair&Improvement	2 - Classified Salaries	\$20,562	
					3 - Benefits		\$2,326		
		5 - Other Services and Operating Expenditures	\$7,445						
			0069 1X Facility Repair&Improvement Total		\$30,333				
			0091 General Education Pre-k		5 - Other Services and Operating Expenditures	\$0			
			0091 General Education Pre-k Total				\$0		
			0093 1-Time School Perimeter Safety		5 - Other Services and Operating Expenditures	\$42,383			
	0093 1-Time School Perimeter Safety Total	\$42,383							
		3213 ESSER III Total				\$90,515			
		988 Buildings & Grounds Total				\$90,515			
	988 Buildings & Grounds Total	989 Custodial Services	3212 ESSER II	0066 One-Time PubHlth&Safety	2 - Classified Salaries	\$218,351			
					3 - Benefits	\$128,753			
					5 - Other Services and Operating Expenditures	\$11,297			
				0066 One-Time PubHlth&Safety Total	\$358,401				
				0068 1X MgmtPrep&Response	2 - Classified Salaries	\$69,899			
			3 - Benefits		\$58,418				
			0068 1X MgmtPrep&Response Total		\$128,317				
				3212 ESSER II Total				\$486,718	
				3213 ESSER III	0066 One-Time PubHlth&Safety	5 - Other Services and Operating Expenditures		\$106,103	
							0066 One-Time PubHlth&Safety Total	\$106,103	
		6251 One-time TA 2021-22	2 - Classified Salaries				\$1,033,289		
			6251 One-time TA 2021-22	3 - Benefits	\$116,424				
		6251 One-time TA 2021-22 Total		\$1,149,712					
		3213 ESSER III Total				\$1,255,815			

OUSD COVID Budget Summary - 2022-23 UnAudited Actuals
Data by Division Type, Site, Resource & Object Classification

COVID Resource COVID

Sum of Expenditure	Site Code	Resource Code	Program Code	Classification	Total
Central Office	989 Custodial Services Total				\$1,742,533
	991 Food Services	3212 ESSER II	6352 One Time COVID Funding YR 2	2 - Classified Salaries	\$68
				3 - Benefits	\$8
			6352 One Time COVID Funding YR 2 Total		\$76
			9800 Food Service	2 - Classified Salaries	\$0
				3 - Benefits	\$0
			9800 Food Service Total		\$0
	3212 ESSER II Total				\$76
	3213 ESSER III	6251 One-time TA 2021-22		2 - Classified Salaries	\$83,582
				3 - Benefits	\$9,333
			6251 One-time TA 2021-22 Total		\$92,915
	3213 ESSER III Total				\$92,915
	3210 ESSER ElemScdrySchlEmqcyF	0077 1x Nutrition Svcs Bridge		2 - Classified Salaries	\$2,908
				3 - Benefits	\$1,779
			0077 1x Nutrition Svcs Bridge Total		\$4,687
			6251 One-time TA 2021-22	2 - Classified Salaries	\$582,925
				3 - Benefits	\$65,100
			6251 One-time TA 2021-22 Total		\$648,024
	3210 ESSER ElemScdrySchlEmqcyRelief Total				\$652,711
	991 Food Services Total				\$745,702
	992 Warehouse Distribution	3212 ESSER II	0070 1X Education Technology	2 - Classified Salaries	\$53,033
				3 - Benefits	\$29,229
			0070 1X Education Technology Total		\$82,262
	3212 ESSER II Total				\$82,262
	992 Warehouse Distribution Total				\$82,262
	998 School Contingency Funds	3213 ESSER III	1910 Certificated Substitutes	1 - Certificated Salaries	\$853
				3 - Benefits	\$100
			1910 Certificated Substitutes Total		\$953
			6251 One-time TA 2021-22	1 - Certificated Salaries	\$236,810
				3 - Benefits	\$22,201
			6251 One-time TA 2021-22 Total		\$259,011
	3213 ESSER III Total				\$259,965
	998 School Contingency Funds Total				\$259,965
	909 Academics and Instruction	3213 ESSER III	0060 One-Time Professional Learning	2 - Classified Salaries	\$42,314
				3 - Benefits	\$22,928
			0060 One-Time Professional Learning Total		\$65,241
			0068 1X MgmtPrep&Response	2 - Classified Salaries	\$82,463
				3 - Benefits	\$31,775
			0068 1X MgmtPrep&Response Total		\$114,238
			0072 1X Technology Support Staff	2 - Classified Salaries	\$114,971
				3 - Benefits	\$51,158
			0072 1X Technology Support Staff Total		\$166,129
			6251 One-time TA 2021-22	1 - Certificated Salaries	\$24,000
				3 - Benefits	\$2,485
			6251 One-time TA 2021-22 Total		\$26,485
	3213 ESSER III Total				\$372,093
	7426 Expanded Learning Opp Para	0035 One-Time TK-2 Reading Tutors		2 - Classified Salaries	\$31,719
				3 - Benefits	\$12,681
			0035 One-Time TK-2 Reading Tutors Total		\$44,400
	7426 Expanded Learning Opp Para Total				\$44,400
	7425 Expanded Learning Opp Prop9	0035 One-Time TK-2 Reading Tutors		2 - Classified Salaries	\$1,153
				3 - Benefits	\$116
			0035 One-Time TK-2 Reading Tutors Total		\$1,269
			0040 One-Time Reading Acceleration	1 - Certificated Salaries	\$211,978
				3 - Benefits	\$69,213
			0040 One-Time Reading Acceleration Total		\$281,192
	7425 Expanded Learning Opp Prop98 Total				\$282,460

OUSD COVID Budget Summary - 2022-23 UnAudited Actuals
Data by Division Type, Site, Resource & Object Classification

COVID Resource COVID

Sum of Expenditure									
Site Type	Site Code	Resource Code	Program Code	Classification	Total				
Central Office	909 Academics and Instruction	3218 ELO ESSER III St Resv Emerg	0040 One-Time Reading Acceleration	1 - Certificated Salaries	\$32,445				
				3 - Benefits	\$16,630				
			0040 One-Time Reading Acceleration Total				\$49,074		
			3218 ELO ESSER III St Resv Emergency Total			\$49,074			
	909 Academics and Instruction Total					\$748,027			
	999 Districtwide Expenses	3212 ESSER II	7210 Indirect Cost		7 - Other Outgo	\$657,709			
				7210 Indirect Cost Total				\$657,709	
					#N/A	1 - Certificated Salaries	\$13,665,000		
						3 - Benefits	\$1,763,941		
				#N/A Total				\$15,428,941	
				3212 ESSER II Total					\$16,086,649
				3213 ESSER III	0068 1X MgmtPrep&Response		5 - Other Services and Operating Expenditures	\$0	
						0068 1X MgmtPrep&Response Total			\$0
							7210 Indirect Cost	7 - Other Outgo	\$583,284
						7210 Indirect Cost Total			\$583,284
							0064 OneTime State Loan Repay	5 - Other Services and Operating Expenditures	\$7,133,333
				0064 OneTime State Loan Repay Total				\$7,133,333	
				3213 ESSER III Total					\$7,716,617
				3210 ESSER ElemScdrySchlEmgcyF	7210 Indirect Cost		7 - Other Outgo	\$19,483	
						7210 Indirect Cost Total			\$19,483
	3210 ESSER ElemScdrySchlEmgcyRelief Total					\$19,483			
	3215 GEER Learning Loss Mitigatior	7210 Indirect Cost		7 - Other Outgo	\$996				
			7210 Indirect Cost Total			\$996			
			3215 GEER Learning Loss Mitigation Total					\$996	
	999 Districtwide Expenses Total					\$23,823,746			
	978 Private Schools Office (ad	3213 ESSER III	4851 Educ Deprived Nonpub Schls		4 - Books & Supplies	\$25			
				4851 Educ Deprived Nonpub Schls Total			\$25		
				3213 ESSER III Total					\$25
				3210 ESSER ElemScdrySchlEmgcyF	4851 Educ Deprived Nonpub Schls		4 - Books & Supplies	\$11,484	
						4851 Educ Deprived Nonpub Schls Total			\$11,484
						3210 ESSER ElemScdrySchlEmgcyRelief Total			
				3215 GEER Learning Loss Mitigatior	4851 Educ Deprived Nonpub Schls		4 - Books & Supplies	\$20	
4851 Educ Deprived Nonpub Schls Total						\$20			
3215 GEER Learning Loss Mitigation Total						\$20			
978 Private Schools Office (admin) Total					\$11,529				
Central Office Total					\$45,758,681				
Alternative Ed	352 Rudsdale Continuation	3212 ESSER II	0020 One-Time Community Positions	5 - Other Services and Operating Expenditures	\$0				
			0020 One-Time Community Positions Total			\$0			
			3212 ESSER II Total					\$0	
			3213 ESSER III	0020 One-Time Community Positions		5 - Other Services and Operating Expenditures	\$120,000		
					0020 One-Time Community Positions Total			\$120,000	
						6251 One-time TA 2021-22	1 - Certificated Salaries	\$15,000	
					3 - Benefits	\$1,450			
			6251 One-time TA 2021-22 Total				\$16,450		
			3213 ESSER III Total					\$136,450	
			3216 ELO Esser II St Reserve	9156 Violence Prevention		5 - Other Services and Operating Expenditures	\$19,500		
					9156 Violence Prevention Total			\$19,500	
			3216 ELO Esser II St Reserve Total					\$19,500	
			7425 Expanded Learning Opp Prop9	0030 One-Time Targeted Tutoring		1 - Certificated Salaries	\$53,343		
						3 - Benefits	\$18,445		
					0030 One-Time Targeted Tutoring Total			\$71,788	
			7425 Expanded Learning Opp Prop98 Total					\$71,788	
			3218 ELO ESSER III St Resv Emerg	0030 One-Time Targeted Tutoring		1 - Certificated Salaries	\$22,164		
	3 - Benefits	\$4,578							
0030 One-Time Targeted Tutoring Total					\$26,742				
3218 ELO ESSER III St Resv Emergency Total					\$26,742				
352 Rudsdale Continuation Total					\$254,479				

OUSD COVID Budget Summary - 2022-23 UnAudited Actuals
Data by Division Type, Site, Resource & Object Classification

COVID Resource COVID

Sum of Expenditure	Site Type	Site Code	Resource Code	Program Code	Classification	Total
Alternative Ed Total						\$254,479
Parochial	709 Cristo Rey DeLaSalle Eas	3210 ESSER ElemScdrySchlEmgcyF	4851 Educ Deprived Nonpub Schls	4 - Books & Supplies		\$182
			4851 Educ Deprived Nonpub Schls Total			\$182
		3210 ESSER ElemScdrySchlEmgcyRelief Total				\$182
		3215 GEER Learning Loss Mitigator	4850 Educationally Deprived	5 - Other Services and Operating Expenditures		\$32
			4850 Educationally Deprived Total			\$32
			4851 Educ Deprived Nonpub Schls	4 - Books & Supplies		\$45
			4851 Educ Deprived Nonpub Schls Total			\$45
		3215 GEER Learning Loss Mitigation Total				\$77
	709 Cristo Rey DeLaSalle EastBay Total					\$259
	720 Oakland Hebrew	3210 ESSER ElemScdrySchlEmgcyF	4851 Educ Deprived Nonpub Schls	4 - Books & Supplies		\$348
			4851 Educ Deprived Nonpub Schls Total			\$348
		3210 ESSER ElemScdrySchlEmgcyRelief Total				\$348
		3215 GEER Learning Loss Mitigator	4851 Educ Deprived Nonpub Schls	4 - Books & Supplies		\$25
			4851 Educ Deprived Nonpub Schls Total			\$25
		3215 GEER Learning Loss Mitigation Total				\$25
	720 Oakland Hebrew Total					\$373
	731 St. Elizabeth Elementary	3210 ESSER ElemScdrySchlEmgcyF	4851 Educ Deprived Nonpub Schls	4 - Books & Supplies		\$20
			4851 Educ Deprived Nonpub Schls Total			\$20
		3210 ESSER ElemScdrySchlEmgcyRelief Total				\$20
		3215 GEER Learning Loss Mitigator	4851 Educ Deprived Nonpub Schls	4 - Books & Supplies		\$33
			4851 Educ Deprived Nonpub Schls Total			\$33
		3215 GEER Learning Loss Mitigation Total				\$33
	731 St. Elizabeth Elementary Total					\$53
	735 St. Leo The Great	3210 ESSER ElemScdrySchlEmgcyF	4851 Educ Deprived Nonpub Schls	5 - Other Services and Operating Expenditures		\$17,750
			4851 Educ Deprived Nonpub Schls Total			\$17,750
		3210 ESSER ElemScdrySchlEmgcyRelief Total				\$17,750
		3215 GEER Learning Loss Mitigator	4851 Educ Deprived Nonpub Schls	5 - Other Services and Operating Expenditures		\$3,184
			4851 Educ Deprived Nonpub Schls Total			\$3,184
		3215 GEER Learning Loss Mitigation Total				\$3,184
	735 St. Leo The Great Total					\$20,934
	802 Arroyo Viejo	3213 ESSER III	6251 One-time TA 2021-22	1 - Certificated Salaries		\$2,000
				3 - Benefits		\$255
			6251 One-time TA 2021-22 Total			\$2,255
		3213 ESSER III Total				\$2,255
	802 Arroyo Viejo Total					\$2,255
Parochial Total						\$23,874
Child Development	803 Burbank State Preschool (3213 ESSER III	6251 One-time TA 2021-22	1 - Certificated Salaries		\$1,000
				2 - Classified Salaries		\$91,665
				3 - Benefits		\$10,551
			6251 One-time TA 2021-22 Total			\$103,217
		3213 ESSER III Total				\$103,217
	803 Burbank State Preschool Cdc Total					\$103,217
	805 Bella Vista Cdc	3213 ESSER III	6251 One-time TA 2021-22	1 - Certificated Salaries		\$4,000
				3 - Benefits		\$511
			6251 One-time TA 2021-22 Total			\$4,511
		3213 ESSER III Total				\$4,511
	805 Bella Vista Cdc Total					\$4,511
	806 Brookfield Cdc	3213 ESSER III	6251 One-time TA 2021-22	1 - Certificated Salaries		\$1,000
				3 - Benefits		\$55
			6251 One-time TA 2021-22 Total			\$1,055
		3213 ESSER III Total				\$1,055
	806 Brookfield Cdc Total					\$1,055
	809 International Cdc	3213 ESSER III	6251 One-time TA 2021-22	1 - Certificated Salaries		\$4,000
				3 - Benefits		\$449
			6251 One-time TA 2021-22 Total			\$4,449
		3213 ESSER III Total				\$4,449

OUSD COVID Budget Summary - 2022-23 UnAudited Actuals
Data by Division Type, Site, Resource & Object Classification

COVID Resource COVID

Sum of Expenditure	Site Code	Resource Code	Program Code	Classification	Total
Child Development	809 International Cdc Total				\$4,449
	811 Emerson Cdc	3213 ESSER III	6251 One-time TA 2021-22	1 - Certificated Salaries	\$2,000
				2 - Classified Salaries	\$3,906
				3 - Benefits	\$652
			6251 One-time TA 2021-22 Total		\$6,558
		3213 ESSER III Total			\$6,558
	811 Emerson Cdc Total				\$6,558
	815 Highland Cdc	3213 ESSER III	6251 One-time TA 2021-22	1 - Certificated Salaries	\$2,000
				3 - Benefits	\$111
			6251 One-time TA 2021-22 Total		\$2,111
		3213 ESSER III Total			\$2,111
	815 Highland Cdc Total				\$2,111
	817 Jefferson Cdc	3213 ESSER III	6251 One-time TA 2021-22	1 - Certificated Salaries	\$2,000
				3 - Benefits	\$193
			6251 One-time TA 2021-22 Total		\$2,193
		3213 ESSER III Total			\$2,193
	817 Jefferson Cdc Total				\$2,193
	819 Centro Infantil De La Raza	3213 ESSER III	6251 One-time TA 2021-22	1 - Certificated Salaries	\$2,000
				3 - Benefits	\$173
			6251 One-time TA 2021-22 Total		\$2,173
		3213 ESSER III Total			\$2,173
	819 Centro Infantil De La Raza Total				\$2,173
	820 Laurel Cdc	3213 ESSER III	6251 One-time TA 2021-22	1 - Certificated Salaries	\$3,000
				3 - Benefits	\$249
			6251 One-time TA 2021-22 Total		\$3,249
		3213 ESSER III Total			\$3,249
	820 Laurel Cdc Total				\$3,249
	823 Lockwood Cdc	3213 ESSER III	6251 One-time TA 2021-22	1 - Certificated Salaries	\$3,000
				3 - Benefits	\$399
			6251 One-time TA 2021-22 Total		\$3,399
		3213 ESSER III Total			\$3,399
	823 Lockwood Cdc Total				\$3,399
	824 Yuk Yau Cdc	3213 ESSER III	6251 One-time TA 2021-22	1 - Certificated Salaries	\$3,000
				3 - Benefits	\$290
			6251 One-time TA 2021-22 Total		\$3,290
		3213 ESSER III Total			\$3,290
	824 Yuk Yau Cdc Total				\$3,290
	825 Harriet Tubman Cdc	3213 ESSER III	6251 One-time TA 2021-22	1 - Certificated Salaries	\$3,000
				3 - Benefits	\$331
			6251 One-time TA 2021-22 Total		\$3,331
		3213 ESSER III Total			\$3,331
	825 Harriet Tubman Cdc Total				\$3,331
	827 Lockwood Pre-k	3213 ESSER III	6251 One-time TA 2021-22	1 - Certificated Salaries	\$1,000
				3 - Benefits	\$117
			6251 One-time TA 2021-22 Total		\$1,117
		3213 ESSER III Total			\$1,117
	827 Lockwood Pre-k Total				\$1,117
	829 Manzanita Cdc	3213 ESSER III	6251 One-time TA 2021-22	1 - Certificated Salaries	\$3,000
				3 - Benefits	\$373
			6251 One-time TA 2021-22 Total		\$3,373
		3213 ESSER III Total			\$3,373
	829 Manzanita Cdc Total				\$3,373
	831 United Nations Early Child	3213 ESSER III	6251 One-time TA 2021-22	1 - Certificated Salaries	\$7,000
				3 - Benefits	\$697
			6251 One-time TA 2021-22 Total		\$7,697
		3213 ESSER III Total			\$7,697
	831 United Nations Early Childhood Total				\$7,697

OUSD COVID Budget Summary - 2022-23 UnAudited Actuals
Data by Division Type, Site, Resource & Object Classification

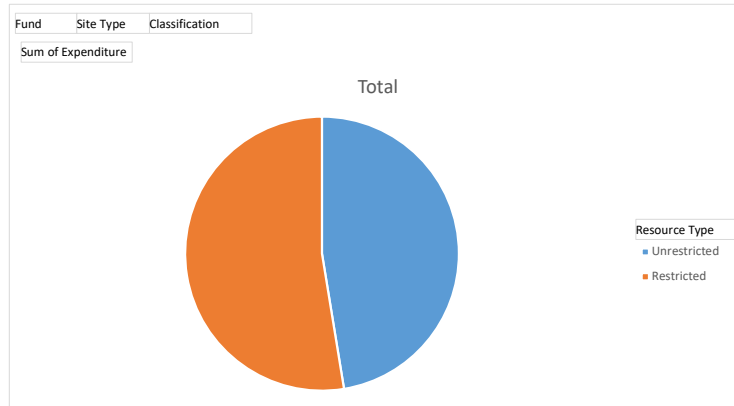
COVID Resource COVID

Sum of Expenditure					
Site Type	Site Code	Resource Code	Program Code	Classification	Total
Child Development	838 Stonehurst Cdc	3213 ESSER III	6251 One-time TA 2021-22	1 - Certificated Salaries	\$3,000
				3 - Benefits	\$331
			6251 One-time TA 2021-22 Total		\$3,331
		3213 ESSER III Total			\$3,331
	838 Stonehurst Cdc Total				\$3,331
	840 Hintil Kuu Ca	3213 ESSER III	6251 One-time TA 2021-22	1 - Certificated Salaries	\$1,000
				3 - Benefits	\$55
			6251 One-time TA 2021-22 Total		\$1,055
		3213 ESSER III Total			\$1,055
	840 Hintil Kuu Ca Total				\$1,055
	862 Fruitvale Pre-kindergarten	3213 ESSER III	6251 One-time TA 2021-22	1 - Certificated Salaries	\$1,000
				3 - Benefits	\$117
			6251 One-time TA 2021-22 Total		\$1,117
		3213 ESSER III Total			\$1,117
	862 Fruitvale Pre-kindergarten Total				\$1,117
	807 Cox Cdc	3213 ESSER III	6251 One-time TA 2021-22	1 - Certificated Salaries	\$1,000
				3 - Benefits	\$138
			6251 One-time TA 2021-22 Total		\$1,138
		3213 ESSER III Total			\$1,138
	807 Cox Cdc Total				\$1,138
	808 Garfield State Preschool C	3213 ESSER III	6251 One-time TA 2021-22	1 - Certificated Salaries	\$1,000
				3 - Benefits	\$55
			6251 One-time TA 2021-22 Total		\$1,055
		3213 ESSER III Total			\$1,055
	808 Garfield State Preschool Cdc Total				\$1,055
	822 MI King, Jr Cdc	3213 ESSER III	6251 One-time TA 2021-22	1 - Certificated Salaries	\$1,000
				3 - Benefits	\$117
			6251 One-time TA 2021-22 Total		\$1,117
		3213 ESSER III Total			\$1,117
	822 MI King, Jr Cdc Total				\$1,117
	861 Woodland Cdc	3213 ESSER III	6251 One-time TA 2021-22	1 - Certificated Salaries	\$2,000
				3 - Benefits	\$235
			6251 One-time TA 2021-22 Total		\$2,235
		3213 ESSER III Total			\$2,235
	861 Woodland Cdc Total				\$2,235
	863 Bridges Academy @ Melro	3213 ESSER III	6251 One-time TA 2021-22	1 - Certificated Salaries	\$1,000
				3 - Benefits	\$138
			6251 One-time TA 2021-22 Total		\$1,138
		3213 ESSER III Total			\$1,138
	863 Bridges Academy @ Melrose Prek Total				\$1,138
	864 Sankofa State Preschool C	3213 ESSER III	6251 One-time TA 2021-22	1 - Certificated Salaries	\$1,000
				3 - Benefits	\$55
			6251 One-time TA 2021-22 Total		\$1,055
		3213 ESSER III Total			\$1,055
	864 Sankofa State Preschool Cdc Total				\$1,055
Child Development Total					\$164,965
Adult Education	400 Adult Education	3212 ESSER II	0040 One-Time Reading Acceleration	2 - Classified Salaries	\$28,732
				3 - Benefits	\$8,075
			0040 One-Time Reading Acceleration Total		\$36,808
		3212 ESSER II Total			\$36,808
		3213 ESSER III	6251 One-time TA 2021-22	1 - Certificated Salaries	\$14,000
				3 - Benefits	\$1,498
			6251 One-time TA 2021-22 Total		\$15,498
		3213 ESSER III Total			\$15,498
	400 Adult Education Total				\$52,305
Adult Education Total					\$52,305
Grand Total					\$75,220,955

OUSD Budget Summary - 2022-23 UnAudited Actuals Unrestricted and Restricted Expenditures

Fund 01 General Fund
Site Type (All)
Classification (Multiple Items)

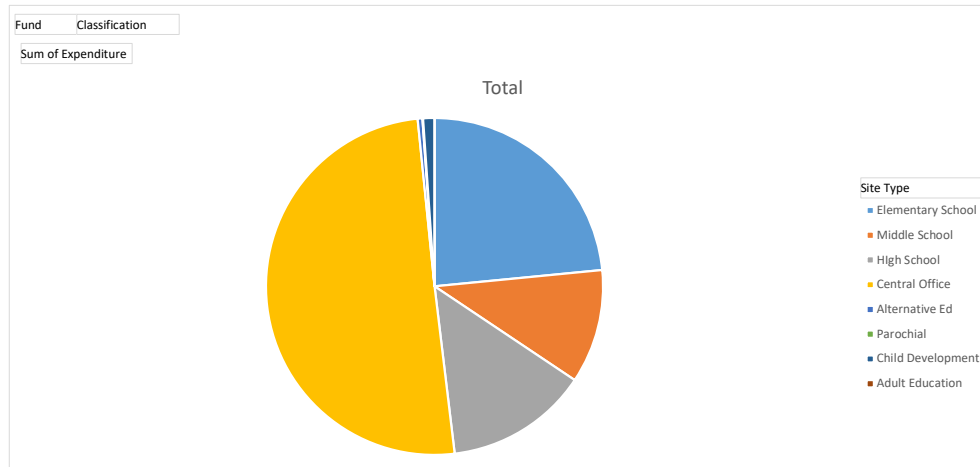
Sum of Expenditure	
Resource Type	Total
Unrestricted	\$357,626,435
Restricted	\$396,217,909
Grand Total	\$753,844,344



OUSD Budget Summary - 2022-23 UnAudited Actuals
Data by Fund, Division Type, Site, Resource & Object Classification

Fund 01 General Fund
 Classification (Multiple Items)

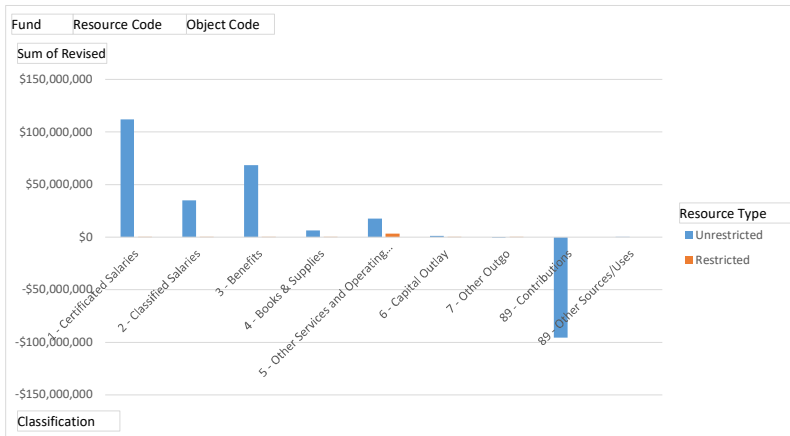
Sum of Expenditure	
Site Type	Total
Elementary School	\$176,666,303
Middle School	\$82,384,384
High School	\$103,430,626
Central Office	\$379,313,465
Alternative Ed	\$3,428,056
Parochial	\$371,029
Child Development	\$8,198,175
Adult Education	\$52,305
Grand Total	\$753,844,344



OUSD Budget Summary - 2022-23 UnAudited Actuals Data by Fund, Division Type, UnRestricted and Restricted

Fund	01 General Fund
Resource Code	(Multiple Items)
Object Code	(All)

Sum of Revised Classification	Resource Type		Grand Total
	Unrestricted	Restricted	
1 - Certificated Salaries	\$111,898,802	\$41,987	\$111,940,789
2 - Classified Salaries	\$34,894,373	\$42,786	\$34,937,159
3 - Benefits	\$68,325,130	\$42,040	\$68,367,170
4 - Books & Supplies	\$6,251,650	\$362,566	\$6,614,215
5 - Other Services and Operating Expenditures	\$17,591,146	\$3,232,686	\$20,823,832
6 - Capital Outlay	\$1,023,683	\$5,434	\$1,029,117
7 - Other Outgo	-\$698,125	\$29,001	-\$669,124
89 - Contributions	-\$95,790,580		-\$95,790,580
89 - Other Sources/Uses	\$15,000		\$15,000
Grand Total	\$143,511,079	\$3,756,500	\$147,267,579



OUSD Budget Summary - 2022-23 UnAudited Actuals
Data by Fund, Division Type, Site, Resource & Object Classification

Sum of Expenditure	Site Type	Site Code	Resource Code	Classification	Total
01 General Fund	Elementary School	101 Allendale	0000 General Purpose-unrestricted	1 - Certificated Salaries	\$1,199,667
				2 - Classified Salaries	\$75,987
				3 - Benefits	\$551,930
				4 - Books & Supplies	\$5,913
				5 - Other Services and Operating Expenditures	\$16,000
			0000 General Purpose-unrestricted Total		\$1,849,497
			0002 Unrestricted Supplemental	1 - Certificated Salaries	\$121,785
				3 - Benefits	\$57,648
				4 - Books & Supplies	\$35,373
				5 - Other Services and Operating Expenditures	\$44,251
			0002 Unrestricted Supplemental Total		\$259,057
			0004 Central Concentration	2 - Classified Salaries	\$45,451
				3 - Benefits	\$22,086
			0004 Central Concentration Total		\$67,538
			3010 Title I-Basic Grant Low Income	1 - Certificated Salaries	\$4,620
				2 - Classified Salaries	\$40,678
				3 - Benefits	\$20,337
				4 - Books & Supplies	\$29,748
				5 - Other Services and Operating Expenditures	\$17,531
			3010 Title I-Basic Grant Low Income Total		\$112,913
			3212 ESSER II	1 - Certificated Salaries	\$100,566
				3 - Benefits	\$25,441
			3212 ESSER II Total		\$126,007
			3213 ESSER III	1 - Certificated Salaries	\$70,224
				2 - Classified Salaries	\$22,309
				3 - Benefits	\$19,922
				6 - Capital Outlay	\$0
			3213 ESSER III Total		\$112,455
			3216 ELO Esser II St Reserve	2 - Classified Salaries	\$19,474
				3 - Benefits	\$10,278
			3216 ELO Esser II St Reserve Total		\$29,751
			3310 Se-idea Basic Grant PI94-142	2 - Classified Salaries	\$50,395
				3 - Benefits	\$14,100
			3310 Se-idea Basic Grant PI94-142 Total		\$64,495
			4127 Title 4-Student Support	4 - Books & Supplies	\$6,377
			4127 Title 4-Student Support Total		\$6,377
			6010 After School Learning&safehood	2 - Classified Salaries	\$2,142
				3 - Benefits	\$590
				5 - Other Services and Operating Expenditures	\$118,294
			6010 After School Learning&safehood Total		\$121,026
			6500 Special Education	1 - Certificated Salaries	\$271,571
				2 - Classified Salaries	\$95,182
				3 - Benefits	\$234,203
			6500 Special Education Total		\$600,957
			7426 Expanded Learning Opp Para	2 - Classified Salaries	\$35,239
				3 - Benefits	\$14,229
			7426 Expanded Learning Opp Para Total		\$49,469
			9011 Donations	4 - Books & Supplies	\$0
			9011 Donations Total		\$0
			9236 Kenneth Rainin Foundation	2 - Classified Salaries	\$12,831
				3 - Benefits	\$4,535
			9236 Kenneth Rainin Foundation Total		\$17,366
			9334 Measure G, Parcel Tax	1 - Certificated Salaries	\$65,533
				2 - Classified Salaries	\$37,965
				3 - Benefits	\$69,010
				4 - Books & Supplies	\$0
				5 - Other Services and Operating Expenditures	\$23,750

OUSD Budget Summary - 2022-23 UnAudited Actuals
Data by Fund, Division Type, Site, Resource & Object Classification

Sum of Expenditure	Site Type	Site Code	Resource Code	Classification	Total
01 General Fund	Elementary School	101 Allendale	9334 Measure G, Parcel Tax Total		\$196,258
			2600 Expanded Learning Opp Programs	4 - Books & Supplies	\$0
			2600 Expanded Learning Opp Programs Total		\$0
			6266 Educator Effectiveness	4 - Books & Supplies	\$1,324
				5 - Other Services and Operating Expenditures	\$8,445
			6266 Educator Effectiveness Total		\$9,769
			7425 Expanded Learning Opp Prop98	2 - Classified Salaries	\$5,292
				3 - Benefits	\$2,020
			7425 Expanded Learning Opp Prop98 Total		\$7,312
			0006 S&C Carryover	6 - Capital Outlay	\$231,920
			0006 S&C Carryover Total		\$231,920
			3226 After School Educ & Safety	5 - Other Services and Operating Expenditures	\$0
			3226 After School Educ & Safety Total		\$0
			3219 ELO ESSER III St Resv LL	2 - Classified Salaries	\$45,420
				3 - Benefits	\$12,670
			3219 ELO ESSER III St Resv LL Total		\$58,090
			6332 CCSPP Implementation Grant	1 - Certificated Salaries	\$0
				2 - Classified Salaries	\$6,984
				3 - Benefits	\$1,862
				4 - Books & Supplies	\$0
				5 - Other Services and Operating Expenditures	\$4,805
			6332 CCSPP Implementation Grant Total		\$13,650
		101 Allendale Total			\$3,933,908
		102 Bella Vista	0000 General Purpose-unrestricted	1 - Certificated Salaries	\$1,408,194
				2 - Classified Salaries	\$89,016
				3 - Benefits	\$719,659
				4 - Books & Supplies	\$19,481
				5 - Other Services and Operating Expenditures	\$3,144
			0000 General Purpose-unrestricted Total		\$2,239,494
			0002 Unrestricted Supplemental	1 - Certificated Salaries	\$79,382
				2 - Classified Salaries	\$87,009
				3 - Benefits	\$71,302
				4 - Books & Supplies	\$4,607
				5 - Other Services and Operating Expenditures	\$3,443
			0002 Unrestricted Supplemental Total		\$245,743
			0004 Central Concentration	2 - Classified Salaries	\$31,505
				3 - Benefits	\$14,266
			0004 Central Concentration Total		\$45,770
			3010 Title I-Basic Grant Low Income	1 - Certificated Salaries	\$74,422
				2 - Classified Salaries	\$16
				3 - Benefits	\$46,621
				4 - Books & Supplies	\$14,664
				5 - Other Services and Operating Expenditures	\$6,193
				6 - Capital Outlay	\$2,330
			3010 Title I-Basic Grant Low Income Total		\$144,246
			3212 ESSER II	1 - Certificated Salaries	\$41,306
				3 - Benefits	\$23,017
				4 - Books & Supplies	\$3,875
				5 - Other Services and Operating Expenditures	\$0
			3212 ESSER II Total		\$68,198
			3213 ESSER III	1 - Certificated Salaries	\$21,000
				2 - Classified Salaries	\$23,907
				3 - Benefits	\$4,924
				4 - Books & Supplies	\$752
				5 - Other Services and Operating Expenditures	\$35,000
			3213 ESSER III Total		\$85,583
			3216 ELO Esser II St Reserve	2 - Classified Salaries	\$8,149

OUSD Budget Summary - 2022-23 UnAudited Actuals
Data by Fund, Division Type, Site, Resource & Object Classification

Sum of Expenditure	Site Type	Site Code	Resource Code	Classification	Total
01 General Fund	Elementary School	102 Bella Vista	3216 ELO Esser II St Reserve	3 - Benefits	\$3,410
			3216 ELO Esser II St Reserve Total		\$11,560
			3310 Se-idea Basic Grant PI94-142	2 - Classified Salaries	\$27,802
				3 - Benefits	\$20,164
			3310 Se-idea Basic Grant PI94-142 Total		\$47,966
			4127 Title 4-Student Support	5 - Other Services and Operating Expenditures	\$7,400
				6 - Capital Outlay	\$0
			4127 Title 4-Student Support Total		\$7,400
			6010 After School Learning&safehood	5 - Other Services and Operating Expenditures	\$129,285
			6010 After School Learning&safehood Total		\$129,285
			6500 Special Education	1 - Certificated Salaries	\$350,157
				2 - Classified Salaries	\$218,628
				3 - Benefits	\$362,505
			6500 Special Education Total		\$931,289
			7426 Expanded Learning Opp Para	2 - Classified Salaries	\$30,912
				3 - Benefits	\$14,453
			7426 Expanded Learning Opp Para Total		\$45,365
			9011 Donations	4 - Books & Supplies	\$0
			9011 Donations Total		\$0
			9236 Kenneth Rainin Foundation	2 - Classified Salaries	\$12,668
				3 - Benefits	\$5,381
			9236 Kenneth Rainin Foundation Total		\$18,050
			9334 Measure G, Parcel Tax	1 - Certificated Salaries	\$125,957
				3 - Benefits	\$60,032
				4 - Books & Supplies	\$5,524
			9334 Measure G, Parcel Tax Total		\$191,514
			2600 Expanded Learning Opp Programs	4 - Books & Supplies	\$0
			2600 Expanded Learning Opp Programs Total		\$0
			6266 Educator Effectiveness	1 - Certificated Salaries	\$751
				3 - Benefits	\$182
				5 - Other Services and Operating Expenditures	\$13,000
			6266 Educator Effectiveness Total		\$13,932
			3226 After School Educ & Safety	5 - Other Services and Operating Expenditures	\$20,046
			3226 After School Educ & Safety Total		\$20,046
			6332 CCSPP Implementation Grant	2 - Classified Salaries	\$26,658
				3 - Benefits	\$16,641
				4 - Books & Supplies	\$11,812
				5 - Other Services and Operating Expenditures	\$98,255
			6332 CCSPP Implementation Grant Total		\$153,366
		102 Bella Vista Total			\$4,398,807
		103 Brookfield	0000 General Purpose-unrestricted	1 - Certificated Salaries	\$584,574
				2 - Classified Salaries	\$64,908
				3 - Benefits	\$295,108
				4 - Books & Supplies	\$5,699
				5 - Other Services and Operating Expenditures	\$2,792
			0000 General Purpose-unrestricted Total		\$953,080
			0002 Unrestricted Supplemental	1 - Certificated Salaries	\$7,847
				2 - Classified Salaries	\$53,004
				3 - Benefits	\$16,407
				4 - Books & Supplies	\$7,998
				5 - Other Services and Operating Expenditures	\$25,825
			0002 Unrestricted Supplemental Total		\$111,082
			0004 Central Concentration	2 - Classified Salaries	\$38,573
				3 - Benefits	\$13,020
			0004 Central Concentration Total		\$51,593
			3010 Title I-Basic Grant Low Income	1 - Certificated Salaries	\$43,815
				3 - Benefits	\$19,839

OUSD Budget Summary - 2022-23 UnAudited Actuals
Data by Fund, Division Type, Site, Resource & Object Classification

Sum of Expenditure	Site Type	Site Code	Resource Code	Classification	Total
01 General Fund	Elementary School	103 Brookfield	3010 Title I-Basic Grant Low Income	4 - Books & Supplies	\$0
				5 - Other Services and Operating Expenditures	\$11,840
			3010 Title I-Basic Grant Low Income Total		\$75,494
			3212 ESSER II	1 - Certificated Salaries	\$98,647
				3 - Benefits	\$35,236
				5 - Other Services and Operating Expenditures	\$0
			3212 ESSER II Total		\$133,883
			3213 ESSER III	1 - Certificated Salaries	\$56,654
				2 - Classified Salaries	\$28,624
				3 - Benefits	\$25,073
			3213 ESSER III Total		\$110,351
			3216 ELO Esser II St Reserve	2 - Classified Salaries	\$161
				3 - Benefits	\$19
			3216 ELO Esser II St Reserve Total		\$180
			3310 Se-idea Basic Grant PI94-142	2 - Classified Salaries	\$35,689
				3 - Benefits	\$41,366
			3310 Se-idea Basic Grant PI94-142 Total		\$77,054
			4127 Title 4-Student Support	4 - Books & Supplies	\$4,650
			4127 Title 4-Student Support Total		\$4,650
			6010 After School Learning&safeguard	5 - Other Services and Operating Expenditures	\$137,070
			6010 After School Learning&safeguard Total		\$137,070
			6500 Special Education	1 - Certificated Salaries	\$219,627
				2 - Classified Salaries	\$123,050
				3 - Benefits	\$207,371
			6500 Special Education Total		\$550,048
			7426 Expanded Learning Opp Para	2 - Classified Salaries	\$1,905
				3 - Benefits	\$224
			7426 Expanded Learning Opp Para Total		\$2,128
			7812 Early Literacy Support Block	1 - Certificated Salaries	\$99,002
				2 - Classified Salaries	\$0
				3 - Benefits	\$52,284
				4 - Books & Supplies	\$2,858
				7 - Other Outgo	\$4,131
			7812 Early Literacy Support Block Total		\$158,274
			9011 Donations	4 - Books & Supplies	\$3,323
			9011 Donations Total		\$3,323
			9059 Philanthropic Ventures Fndn	4 - Books & Supplies	\$917
			9059 Philanthropic Ventures Fndn Total		\$917
			9236 Kenneth Rainin Foundation	2 - Classified Salaries	\$474
				3 - Benefits	\$56
			9236 Kenneth Rainin Foundation Total		\$530
			9334 Measure G, Parcel Tax	1 - Certificated Salaries	\$48,684
				3 - Benefits	\$22,043
			9334 Measure G, Parcel Tax Total		\$70,727
			9343 Learn Fresh Educ Brookfield	4 - Books & Supplies	\$1,365
				5 - Other Services and Operating Expenditures	\$272
			9343 Learn Fresh Educ Brookfield Total		\$1,637
			6266 Educator Effectiveness	1 - Certificated Salaries	\$0
				5 - Other Services and Operating Expenditures	\$12,516
			6266 Educator Effectiveness Total		\$12,516
			3226 After School Educ & Safety	5 - Other Services and Operating Expenditures	\$14,029
			3226 After School Educ & Safety Total		\$14,029
			6332 CCSPP Implementation Grant	2 - Classified Salaries	\$0
				3 - Benefits	\$0
				4 - Books & Supplies	\$275
				5 - Other Services and Operating Expenditures	\$46,239
			6332 CCSPP Implementation Grant Total		\$46,514

OUSD Budget Summary - 2022-23 UnAudited Actuals
Data by Fund, Division Type, Site, Resource & Object Classification

Sum of Expenditure	Site Type	Site Code	Resource Code	Classification	Total
01 General Fund	Elementary School	103 Brookfield Total			\$2,515,079
		105 Burckhalter	0000 General Purpose-unrestricted	1 - Certificated Salaries	\$825,599
				2 - Classified Salaries	\$79,752
				3 - Benefits	\$387,359
				4 - Books & Supplies	\$2,751
				5 - Other Services and Operating Expenditures	\$8,040
			0000 General Purpose-unrestricted Total		\$1,303,501
			0002 Unrestricted Supplemental	1 - Certificated Salaries	\$61,883
				3 - Benefits	\$21,536
				4 - Books & Supplies	\$22,423
				5 - Other Services and Operating Expenditures	\$24,649
			0002 Unrestricted Supplemental Total		\$130,491
			0004 Central Concentration	1 - Certificated Salaries	\$809
				2 - Classified Salaries	\$0
				3 - Benefits	\$208
			0004 Central Concentration Total		\$1,017
			3010 Title I-Basic Grant Low Income	1 - Certificated Salaries	\$13,827
				3 - Benefits	\$3,480
				4 - Books & Supplies	\$4,107
				5 - Other Services and Operating Expenditures	\$2,300
			3010 Title I-Basic Grant Low Income Total		\$23,714
			3212 ESSER II	1 - Certificated Salaries	\$67,485
				3 - Benefits	\$18,265
				5 - Other Services and Operating Expenditures	\$9,831
			3212 ESSER II Total		\$95,581
			3213 ESSER III	1 - Certificated Salaries	\$11,000
				2 - Classified Salaries	\$19,487
				3 - Benefits	\$3,706
			3213 ESSER III Total		\$34,192
			3216 ELO Esser II St Reserve	2 - Classified Salaries	\$3,637
				3 - Benefits	\$4,839
			3216 ELO Esser II St Reserve Total		\$8,476
			4127 Title 4-Student Support	4 - Books & Supplies	\$2,282
				5 - Other Services and Operating Expenditures	\$377
			4127 Title 4-Student Support Total		\$2,659
			6010 After School Learning&safehood	1 - Certificated Salaries	\$2,541
				2 - Classified Salaries	\$3,914
				3 - Benefits	\$1,522
				5 - Other Services and Operating Expenditures	\$87,808
			6010 After School Learning&safehood Total		\$95,785
			6500 Special Education	1 - Certificated Salaries	\$272,281
				2 - Classified Salaries	\$171,323
				3 - Benefits	\$313,438
			6500 Special Education Total		\$757,042
			7426 Expanded Learning Opp Para	2 - Classified Salaries	\$42,666
				3 - Benefits	\$39,459
			7426 Expanded Learning Opp Para Total		\$82,124
			9236 Kenneth Rainin Foundation	2 - Classified Salaries	\$5,588
				3 - Benefits	\$7,452
			9236 Kenneth Rainin Foundation Total		\$13,040
			9334 Measure G, Parcel Tax	1 - Certificated Salaries	\$40,367
				3 - Benefits	\$14,139
				4 - Books & Supplies	\$67,779
			9334 Measure G, Parcel Tax Total		\$122,284
			2600 Expanded Learning Opp Programs	4 - Books & Supplies	\$0
			2600 Expanded Learning Opp Programs Total		\$0
			6266 Educator Effectiveness	1 - Certificated Salaries	\$0

OUSD Budget Summary - 2022-23 UnAudited Actuals
Data by Fund, Division Type, Site, Resource & Object Classification

Sum of Expenditure Fund	Site Type	Site Code	Resource Code	Classification	Total		
01 General Fund	Elementary School	105 Burckhalter	6266 Educator Effectiveness	5 - Other Services and Operating Expenditures	\$13,598		
			6266 Educator Effectiveness Total		\$13,598		
			3226 After School Educ & Safety	5 - Other Services and Operating Expenditures	\$42,992		
			3226 After School Educ & Safety Total		\$42,992		
			0041 AB1840 Final Installment	1 - Certificated Salaries	\$73,967		
				3 - Benefits	\$28,219		
			0041 AB1840 Final Installment Total		\$102,185		
			3218 ELO ESSER III St Resv Emergency	1 - Certificated Salaries	\$0		
				2 - Classified Salaries	\$16,777		
				3 - Benefits	\$4,599		
			3218 ELO ESSER III St Resv Emergency Total		\$21,376		
			6332 CCSPP Implementation Grant	2 - Classified Salaries	\$73,460		
			3 - Benefits	\$29,538			
			4 - Books & Supplies	\$3,629			
			5 - Other Services and Operating Expenditures	\$2,017			
		6332 CCSPP Implementation Grant Total		\$108,643			
				\$2,958,700			
		105 Burckhalter Total					\$2,958,700
		106 Chabot		0000 General Purpose-unrestricted	1 - Certificated Salaries		\$2,164,494
					2 - Classified Salaries		\$117,669
					3 - Benefits		\$1,062,496
					4 - Books & Supplies		\$7,141
					5 - Other Services and Operating Expenditures		\$27,284
				0000 General Purpose-unrestricted Total		\$3,379,084	
				0002 Unrestricted Supplemental	1 - Certificated Salaries	\$53,292	
					2 - Classified Salaries	\$0	
					3 - Benefits	\$22,455	
					4 - Books & Supplies	\$60	
					5 - Other Services and Operating Expenditures	\$25,000	
				0002 Unrestricted Supplemental Total		\$100,808	
				0004 Central Concentration	2 - Classified Salaries	\$12,934	
					3 - Benefits	\$17,806	
				0004 Central Concentration Total		\$30,740	
				3212 ESSER II	1 - Certificated Salaries	\$117,852	
					3 - Benefits	\$27,842	
				3212 ESSER II Total		\$145,693	
				3213 ESSER III	1 - Certificated Salaries	\$28,000	
					2 - Classified Salaries	\$28,331	
					3 - Benefits	\$5,946	
				3213 ESSER III Total		\$62,277	
				3310 Se-idea Basic Grant PI94-142	2 - Classified Salaries	\$131,252	
					3 - Benefits	\$75,582	
3310 Se-idea Basic Grant PI94-142 Total				\$206,833			
6500 Special Education	1 - Certificated Salaries			\$287,902			
	2 - Classified Salaries			\$191,294			
	3 - Benefits			\$329,079			
6500 Special Education Total				\$808,275			
9011 Donations	4 - Books & Supplies			\$0			
9011 Donations Total		\$0					
9334 Measure G, Parcel Tax	1 - Certificated Salaries	\$102,618					
	3 - Benefits	\$57,703					
	4 - Books & Supplies	\$24,869					
9334 Measure G, Parcel Tax Total		\$185,189					
9337 PTA LOCAL SCHOOLS	1 - Certificated Salaries	\$41,452					
	2 - Classified Salaries	\$1,013					
	3 - Benefits	\$15,312					
	4 - Books & Supplies	\$21,376					
	5 - Other Services and Operating Expenditures	\$46,809					

OUSD Budget Summary - 2022-23 UnAudited Actuals
Data by Fund, Division Type, Site, Resource & Object Classification

Sum of Expenditure	Site Type	Site Code	Resource Code	Classification	Total
01 General Fund	Elementary School	106 Chabot	9337 PTA LOCAL SCHOOLS Total		\$125,962
			6266 Educator Effectiveness	1 - Certificated Salaries	\$3,929
				3 - Benefits	\$754
				4 - Books & Supplies	\$0
				5 - Other Services and Operating Expenditures	\$9,999
			6266 Educator Effectiveness Total		\$14,682
			7425 Expanded Learning Opp Prop98	1 - Certificated Salaries	\$4,030
				3 - Benefits	\$3,306
			7425 Expanded Learning Opp Prop98 Total		\$7,336
			3219 ELO ESSER III St Resv LL	1 - Certificated Salaries	\$32,776
				3 - Benefits	\$23,072
			3219 ELO ESSER III St Resv LL Total		\$55,848
		106 Chabot Total			\$5,122,728
		107 East Oakland Pride	0000 General Purpose-unrestricted	1 - Certificated Salaries	\$1,016,525
				2 - Classified Salaries	\$73,390
				3 - Benefits	\$524,648
				4 - Books & Supplies	\$8,077
				5 - Other Services and Operating Expenditures	\$11,509
			0000 General Purpose-unrestricted Total		\$1,634,149
			0002 Unrestricted Supplemental	1 - Certificated Salaries	\$166,181
				2 - Classified Salaries	\$5,191
				3 - Benefits	\$77,876
				4 - Books & Supplies	\$1,016
				5 - Other Services and Operating Expenditures	\$3,600
			0002 Unrestricted Supplemental Total		\$253,864
			0004 Central Concentration	1 - Certificated Salaries	\$48,237
				2 - Classified Salaries	\$46,580
				3 - Benefits	\$54,266
			0004 Central Concentration Total		\$149,084
			3010 Title I-Basic Grant Low Income	1 - Certificated Salaries	\$68,194
				3 - Benefits	\$36,229
				4 - Books & Supplies	\$0
				5 - Other Services and Operating Expenditures	\$0
			3010 Title I-Basic Grant Low Income Total		\$104,423
			3212 ESSER II	1 - Certificated Salaries	\$9,643
				3 - Benefits	\$4,498
				5 - Other Services and Operating Expenditures	\$0
			3212 ESSER II Total		\$14,141
			3213 ESSER III	1 - Certificated Salaries	\$74,264
				3 - Benefits	\$15,819
			3213 ESSER III Total		\$90,083
			3216 ELO Esser II St Reserve	2 - Classified Salaries	\$25,120
				3 - Benefits	\$16,501
			3216 ELO Esser II St Reserve Total		\$41,622
			3310 Se-idea Basic Grant PI94-142	2 - Classified Salaries	\$50,151
				3 - Benefits	\$34,506
			3310 Se-idea Basic Grant PI94-142 Total		\$84,657
			4127 Title 4-Student Support	4 - Books & Supplies	\$0
				5 - Other Services and Operating Expenditures	\$0
			4127 Title 4-Student Support Total		\$0
			6010 After School Learning&safehood	5 - Other Services and Operating Expenditures	\$101,243
			6010 After School Learning&safehood Total		\$101,243
			6500 Special Education	1 - Certificated Salaries	\$197,667
				3 - Benefits	\$120,731
			6500 Special Education Total		\$318,398
			7426 Expanded Learning Opp Para	2 - Classified Salaries	\$27,014
				3 - Benefits	\$16,183

OUSD Budget Summary - 2022-23 UnAudited Actuals
Data by Fund, Division Type, Site, Resource & Object Classification

Sum of Expenditure	Site Type	Site Code	Resource Code	Classification	Total
01 General Fund	Elementary School	107 East Oakland Pride	7426 Expanded Learning Opp Para Total		\$43,197
			9011 Donations	4 - Books & Supplies	\$0
			9011 Donations Total		\$0
			9236 Kenneth Rainin Foundation	2 - Classified Salaries	\$10,784
				3 - Benefits	\$6,394
			9236 Kenneth Rainin Foundation Total		\$17,178
			9334 Measure G, Parcel Tax	1 - Certificated Salaries	\$42,328
				2 - Classified Salaries	\$18,728
				3 - Benefits	\$17,385
				4 - Books & Supplies	\$12,607
				5 - Other Services and Operating Expenditures	\$23,500
			9334 Measure G, Parcel Tax Total		\$114,548
			2600 Expanded Learning Opp Programs	4 - Books & Supplies	\$0
				5 - Other Services and Operating Expenditures	\$0
			2600 Expanded Learning Opp Programs Total		\$0
			6266 Educator Effectiveness	1 - Certificated Salaries	\$2,899
				3 - Benefits	\$701
				4 - Books & Supplies	\$0
			6266 Educator Effectiveness Total		\$3,601
			7425 Expanded Learning Opp Prop98	2 - Classified Salaries	\$0
				3 - Benefits	\$0
			7425 Expanded Learning Opp Prop98 Total		\$0
			3226 After School Educ & Safety	5 - Other Services and Operating Expenditures	\$27,596
			3226 After School Educ & Safety Total		\$27,596
			0041 AB1840 Final Installment	1 - Certificated Salaries	\$0
				3 - Benefits	\$0
				5 - Other Services and Operating Expenditures	\$32,450
			0041 AB1840 Final Installment Total		\$32,450
			6332 CCSPP Implementation Grant	2 - Classified Salaries	\$0
				3 - Benefits	\$0
				4 - Books & Supplies	\$6,346
				5 - Other Services and Operating Expenditures	\$18,003
			6332 CCSPP Implementation Grant Total		\$24,349
		107 East Oakland Pride Total			\$3,054,582
		108 Cleveland	0000 General Purpose-unrestricted	1 - Certificated Salaries	\$1,445,471
				2 - Classified Salaries	\$78,423
				3 - Benefits	\$632,945
				4 - Books & Supplies	\$18,309
				5 - Other Services and Operating Expenditures	\$3,343
			0000 General Purpose-unrestricted Total		\$2,178,491
			0002 Unrestricted Supplemental	1 - Certificated Salaries	\$90,959
				2 - Classified Salaries	\$0
				3 - Benefits	\$40,119
				5 - Other Services and Operating Expenditures	\$20,000
			0002 Unrestricted Supplemental Total		\$151,078
			3010 Title I-Basic Grant Low Income	1 - Certificated Salaries	\$21,481
				2 - Classified Salaries	\$23,075
				3 - Benefits	\$13,298
				4 - Books & Supplies	\$0
			3010 Title I-Basic Grant Low Income Total		\$57,855
			3212 ESSER II	1 - Certificated Salaries	\$46,938
				3 - Benefits	\$21,463
			3212 ESSER II Total		\$68,401
			3213 ESSER III	1 - Certificated Salaries	\$110,161
				2 - Classified Salaries	\$10,170
				3 - Benefits	\$45,520
			3213 ESSER III Total		\$165,852

OUSD Budget Summary - 2022-23 UnAudited Actuals
Data by Fund, Division Type, Site, Resource & Object Classification

Sum of Expenditure	Site Type	Site Code	Resource Code	Classification	Total
01 General Fund	Elementary School	108 Cleveland	6010 After School Learning&safehood	5 - Other Services and Operating Expenditures	\$104,503
			6010 After School Learning&safehood Total		\$104,503
			6500 Special Education	1 - Certificated Salaries	\$159,842
				2 - Classified Salaries	\$161,171
				3 - Benefits	\$256,042
			6500 Special Education Total		\$577,054
			9011 Donations	4 - Books & Supplies	\$857
			9011 Donations Total		\$857
			9334 Measure G, Parcel Tax	1 - Certificated Salaries	\$83,877
				2 - Classified Salaries	\$19,361
				3 - Benefits	\$48,478
				4 - Books & Supplies	\$40,564
				5 - Other Services and Operating Expenditures	\$22,500
			9334 Measure G, Parcel Tax Total		\$214,779
			9337 PTA LOCAL SCHOOLS	4 - Books & Supplies	\$0
			9337 PTA LOCAL SCHOOLS Total		\$0
			6266 Educator Effectiveness	1 - Certificated Salaries	\$5,891
				3 - Benefits	\$1,451
				4 - Books & Supplies	\$0
			6266 Educator Effectiveness Total		\$7,342
			7425 Expanded Learning Opp Prop98	2 - Classified Salaries	\$7,643
				3 - Benefits	\$2,836
			7425 Expanded Learning Opp Prop98 Total		\$10,479
			3226 After School Educ & Safety	5 - Other Services and Operating Expenditures	\$30,065
			3226 After School Educ & Safety Total		\$30,065
			3219 ELO ESSER III St Resv LL	2 - Classified Salaries	\$83,391
				3 - Benefits	\$29,873
			3219 ELO ESSER III St Resv LL Total		\$113,265
		108 Cleveland Total			\$3,680,022
		111 Crocker Highlands	0000 General Purpose-unrestricted	1 - Certificated Salaries	\$1,481,255
				2 - Classified Salaries	\$88,955
				3 - Benefits	\$776,218
				4 - Books & Supplies	\$14,047
				5 - Other Services and Operating Expenditures	\$3,500
			0000 General Purpose-unrestricted Total		\$2,363,975
			0002 Unrestricted Supplemental	1 - Certificated Salaries	\$36,082
				3 - Benefits	\$10,208
			0002 Unrestricted Supplemental Total		\$46,290
			0004 Central Concentration	1 - Certificated Salaries	\$29,009
				3 - Benefits	\$7,316
			0004 Central Concentration Total		\$36,325
			3212 ESSER II	1 - Certificated Salaries	\$35,885
				3 - Benefits	\$9,048
				5 - Other Services and Operating Expenditures	\$0
			3212 ESSER II Total		\$44,933
			3213 ESSER III	1 - Certificated Salaries	\$73,412
				2 - Classified Salaries	\$10,221
				3 - Benefits	\$33,178
				5 - Other Services and Operating Expenditures	\$800
			3213 ESSER III Total		\$117,611
			3310 Se-idea Basic Grant PI94-142	2 - Classified Salaries	\$96,238
				3 - Benefits	\$88,467
			3310 Se-idea Basic Grant PI94-142 Total		\$184,705
			6500 Special Education	1 - Certificated Salaries	\$133,012
				2 - Classified Salaries	\$25,466
				3 - Benefits	\$92,486
			6500 Special Education Total		\$250,964

OUSD Budget Summary - 2022-23 UnAudited Actuals
Data by Fund, Division Type, Site, Resource & Object Classification

Sum of Expenditure					
Fund	Site Type	Site Code	Resource Code	Classification	Total
01 General Fund	Elementary School	111 Crocker Highlands	9011 Donations	4 - Books & Supplies	\$0
			9011 Donations Total		\$0
			9334 Measure G, Parcel Tax	1 - Certificated Salaries	\$63,593
				3 - Benefits	\$26,863
				4 - Books & Supplies	\$24,970
			9334 Measure G, Parcel Tax Total		\$115,426
			9337 PTA LOCAL SCHOOLS	4 - Books & Supplies	\$12,096
			9337 PTA LOCAL SCHOOLS Total		\$12,096
			6266 Educator Effectiveness	1 - Certificated Salaries	\$1,155
				3 - Benefits	\$285
				4 - Books & Supplies	\$0
			6266 Educator Effectiveness Total		\$1,440
			7425 Expanded Learning Opp Prop98	5 - Other Services and Operating Expenditures	\$2,500
			7425 Expanded Learning Opp Prop98 Total		\$2,500
		111 Crocker Highlands Total			\$3,176,264
		112 Greenleaf Elementary	0000 General Purpose-unrestricted	1 - Certificated Salaries	\$1,938,283
				2 - Classified Salaries	\$90,659
				3 - Benefits	\$963,606
				4 - Books & Supplies	\$27,452
				5 - Other Services and Operating Expenditures	\$6,697
			0000 General Purpose-unrestricted Total		\$3,026,698
			0002 Unrestricted Supplemental	1 - Certificated Salaries	\$153,357
				2 - Classified Salaries	\$59,109
				3 - Benefits	\$87,076
				4 - Books & Supplies	\$73,596
				5 - Other Services and Operating Expenditures	\$9,432
			0002 Unrestricted Supplemental Total		\$382,571
			0004 Central Concentration	1 - Certificated Salaries	\$71,803
				2 - Classified Salaries	\$41,240
				3 - Benefits	\$58,304
			0004 Central Concentration Total		\$171,346
			3010 Title I-Basic Grant Low Income	1 - Certificated Salaries	\$145,253
				2 - Classified Salaries	\$12,188
				3 - Benefits	\$56,153
				4 - Books & Supplies	\$16,214
				5 - Other Services and Operating Expenditures	\$0
			3010 Title I-Basic Grant Low Income Total		\$229,808
			3182 ESSA: Comp Support & Improvmt	1 - Certificated Salaries	\$91,461
				2 - Classified Salaries	\$16,783
				3 - Benefits	\$54,940
				4 - Books & Supplies	\$0
				5 - Other Services and Operating Expenditures	\$109,500
			3182 ESSA: Comp Support & Improvmt Total		\$272,684
			3212 ESSER II	1 - Certificated Salaries	\$77,106
				3 - Benefits	\$47,292
				5 - Other Services and Operating Expenditures	\$0
			3212 ESSER II Total		\$124,398
			3213 ESSER III	1 - Certificated Salaries	\$36,666
				2 - Classified Salaries	\$5,788
				3 - Benefits	\$7,399
			3213 ESSER III Total		\$49,853
			3216 ELO Esser II St Reserve	2 - Classified Salaries	\$10,434
				3 - Benefits	\$12,280
			3216 ELO Esser II St Reserve Total		\$22,715
			4124 T Iv 21st Century Com Learning	2 - Classified Salaries	\$1,695
				3 - Benefits	\$303
				4 - Books & Supplies	\$0

OUSD Budget Summary - 2022-23 UnAudited Actuals
Data by Fund, Division Type, Site, Resource & Object Classification

Sum of Expenditure					
Fund	Site Type	Site Code	Resource Code	Classification	Total
01 General Fund	Elementary School	112 Greenleaf Elementary	4124 T Iv 21st Century Com Learning	5 - Other Services and Operating Expenditures	\$52,728
			4124 T Iv 21st Century Com Learning Total		\$54,725
			4127 Title 4-Student Support	1 - Certificated Salaries	\$193
				3 - Benefits	\$49
				4 - Books & Supplies	\$6,425
			4127 Title 4-Student Support Total		\$6,666
			6010 After School Learning&safehood	1 - Certificated Salaries	\$1,059
				2 - Classified Salaries	\$1,264
				3 - Benefits	\$552
				5 - Other Services and Operating Expenditures	\$178,976
			6010 After School Learning&safehood Total		\$181,851
			6500 Special Education	1 - Certificated Salaries	\$230,394
				2 - Classified Salaries	\$50,746
				3 - Benefits	\$158,290
			6500 Special Education Total		\$439,430
			7426 Expanded Learning Opp Para	2 - Classified Salaries	\$40,790
				3 - Benefits	\$47,366
			7426 Expanded Learning Opp Para Total		\$88,156
			9006 Oak Public Ed Fund	5 - Other Services and Operating Expenditures	\$16,529
			9006 Oak Public Ed Fund Total		\$16,529
			9236 Kenneth Rainin Foundation	2 - Classified Salaries	\$16,054
				3 - Benefits	\$18,889
			9236 Kenneth Rainin Foundation Total		\$34,943
			9283 Salesforce.org	1 - Certificated Salaries	\$51,187
				2 - Classified Salaries	\$1,800
				3 - Benefits	\$19,082
				4 - Books & Supplies	\$12,857
				5 - Other Services and Operating Expenditures	\$39,645
			9283 Salesforce.org Total		\$124,571
			9332 Measure G1 Parcel Tx	1 - Certificated Salaries	\$43,694
				3 - Benefits	\$10,753
				4 - Books & Supplies	\$54,716
				5 - Other Services and Operating Expenditures	\$37,903
			9332 Measure G1 Parcel Tx Total		\$147,066
			9334 Measure G, Parcel Tax	1 - Certificated Salaries	\$56,630
				2 - Classified Salaries	\$39,435
				3 - Benefits	\$64,162
				4 - Books & Supplies	\$560
			9334 Measure G, Parcel Tax Total		\$160,787
			6266 Educator Effectiveness	4 - Books & Supplies	\$0
				5 - Other Services and Operating Expenditures	\$10,400
			6266 Educator Effectiveness Total		\$10,400
			7425 Expanded Learning Opp Prop98	2 - Classified Salaries	\$9,975
				3 - Benefits	\$4,132
			7425 Expanded Learning Opp Prop98 Total		\$14,108
			3226 After School Educ & Safety	2 - Classified Salaries	\$3,260
				3 - Benefits	\$797
				5 - Other Services and Operating Expenditures	\$15,934
			3226 After School Educ & Safety Total		\$19,991
			6332 CCSPP Implementation Grant	1 - Certificated Salaries	\$1,752
				2 - Classified Salaries	\$0
				3 - Benefits	\$427
				4 - Books & Supplies	\$9,954
				5 - Other Services and Operating Expenditures	\$20,226
			6332 CCSPP Implementation Grant Total		\$32,358
		112 Greenleaf Elementary Total			\$5,611,653
		114 Global Family School	0000 General Purpose-unrestricted	1 - Certificated Salaries	\$1,592,467

OUSD Budget Summary - 2022-23 UnAudited Actuals
Data by Fund, Division Type, Site, Resource & Object Classification

Sum of Expenditure					
Fund	Site Type	Site Code	Resource Code	Classification	Total
01 General Fund	Elementary School	114 Global Family School	0000 General Purpose-unrestricted	2 - Classified Salaries	\$134,911
				3 - Benefits	\$773,601
				4 - Books & Supplies	\$21,126
				5 - Other Services and Operating Expenditures	\$1,682
				0000 General Purpose-unrestricted Total	\$2,523,787
			0002 Unrestricted Supplemental	1 - Certificated Salaries	\$82,313
				2 - Classified Salaries	\$27,066
				3 - Benefits	\$45,007
				4 - Books & Supplies	\$158,363
				5 - Other Services and Operating Expenditures	\$9,442
			0002 Unrestricted Supplemental Total	\$322,191	
			0004 Central Concentration	1 - Certificated Salaries	\$78,842
				2 - Classified Salaries	\$19,884
				3 - Benefits	\$55,730
			0004 Central Concentration Total	\$154,456	
			3010 Title I-Basic Grant Low Income	1 - Certificated Salaries	\$80,393
				2 - Classified Salaries	\$16,510
				3 - Benefits	\$47,315
				4 - Books & Supplies	\$30,511
				5 - Other Services and Operating Expenditures	\$0
				6 - Capital Outlay	\$5,202
			3010 Title I-Basic Grant Low Income Total	\$179,932	
			3182 ESSA: Comp Support & Improvmt	1 - Certificated Salaries	\$180,583
				2 - Classified Salaries	\$19,088
				3 - Benefits	\$73,296
				4 - Books & Supplies	\$92,952
			3182 ESSA: Comp Support & Improvmt Total	\$365,919	
			3213 ESSER III	1 - Certificated Salaries	\$91,572
				2 - Classified Salaries	\$7,324
				3 - Benefits	\$27,501
			3213 ESSER III Total	\$126,397	
			3216 ELO Esser II St Reserve	2 - Classified Salaries	\$5,082
				3 - Benefits	\$1,774
			3216 ELO Esser II St Reserve Total	\$6,856	
			4127 Title 4-Student Support	4 - Books & Supplies	\$11,062
				5 - Other Services and Operating Expenditures	\$5,006
			4127 Title 4-Student Support Total	\$16,068	
			6010 After School Learning&safehood	5 - Other Services and Operating Expenditures	\$79,237
			6010 After School Learning&safehood Total	\$79,237	
			6500 Special Education	1 - Certificated Salaries	\$275,648
2 - Classified Salaries	\$127,536				
3 - Benefits	\$299,884				
6500 Special Education Total	\$703,068				
7426 Expanded Learning Opp Para	2 - Classified Salaries	\$18,044			
	3 - Benefits	\$6,312			
7426 Expanded Learning Opp Para Total	\$24,356				
7812 Early Literacy Support Block	1 - Certificated Salaries	\$86,193			
	3 - Benefits	\$52,483			
	4 - Books & Supplies	\$0			
	5 - Other Services and Operating Expenditures	\$0			
	7 - Other Outgo	\$3,717			
7812 Early Literacy Support Block Total	\$142,392				
9059 Philanthropic Ventures Fndn	4 - Books & Supplies	\$0			
9059 Philanthropic Ventures Fndn Total	\$0				
9236 Kenneth Rainin Foundation	2 - Classified Salaries	\$7,749			
	3 - Benefits	\$2,689			
9236 Kenneth Rainin Foundation Total	\$10,437				

OUSD Budget Summary - 2022-23 UnAudited Actuals
Data by Fund, Division Type, Site, Resource & Object Classification

Sum of Expenditure								
Fund	Site Type	Site Code	Resource Code	Classification	Total			
01 General Fund	Elementary School	114 Global Family School	9334 Measure G, Parcel Tax	1 - Certificated Salaries	\$51,922			
				2 - Classified Salaries	\$32,396			
				3 - Benefits	\$30,047			
				4 - Books & Supplies	\$20,348			
			9334 Measure G, Parcel Tax Total	\$134,713				
			6266 Educator Effectiveness	4 - Books & Supplies	\$0			
				6266 Educator Effectiveness Total	\$0			
			3226 After School Educ & Safety	5 - Other Services and Operating Expenditures	\$23,228			
				3226 After School Educ & Safety Total	\$23,228			
			6332 CCSPP Implementation Grant	2 - Classified Salaries	(\$625)			
				4 - Books & Supplies	\$0			
				5 - Other Services and Operating Expenditures	\$5,511			
				6332 CCSPP Implementation Grant Total	\$4,886			
			114 Global Family School Total					\$4,817,922
			116 Franklin	0000 General Purpose-unrestricted			1 - Certificated Salaries	\$1,777,525
		2 - Classified Salaries					\$100,056	
		3 - Benefits					\$942,698	
		4 - Books & Supplies					\$24,238	
		5 - Other Services and Operating Expenditures					\$4,167	
		0000 General Purpose-unrestricted Total		\$2,848,683				
		0002 Unrestricted Supplemental					1 - Certificated Salaries	\$116,143
							2 - Classified Salaries	\$68,082
							3 - Benefits	\$87,121
							4 - Books & Supplies	\$77,063
							5 - Other Services and Operating Expenditures	\$10,902
		0002 Unrestricted Supplemental Total		\$359,311				
		0004 Central Concentration					1 - Certificated Salaries	\$65,684
							3 - Benefits	\$28,864
		0004 Central Concentration Total		\$94,548				
		3010 Title I-Basic Grant Low Income				1 - Certificated Salaries	\$62,356	
						2 - Classified Salaries	\$28,626	
						3 - Benefits	\$60,271	
						4 - Books & Supplies	\$42,628	
						5 - Other Services and Operating Expenditures	\$3,894	
		3010 Title I-Basic Grant Low Income Total	\$197,774					
		3212 ESSER II				1 - Certificated Salaries	\$17,422	
						2 - Classified Salaries	\$525	
						3 - Benefits	\$11,471	
						5 - Other Services and Operating Expenditures	\$0	
		3212 ESSER II Total	\$29,419					
		3213 ESSER III				1 - Certificated Salaries	\$129,932	
						2 - Classified Salaries	\$27,901	
						3 - Benefits	\$55,474	
		3213 ESSER III Total	\$213,307					
		3216 ELO Esser II St Reserve				2 - Classified Salaries	\$27,638	
						3 - Benefits	\$15,152	
		3216 ELO Esser II St Reserve Total	\$42,790					
3310 Se-idea Basic Grant PI94-142				2 - Classified Salaries	\$61,931			
				3 - Benefits	\$43,118			
				3310 Se-idea Basic Grant PI94-142 Total	\$105,049			
4127 Title 4-Student Support				1 - Certificated Salaries	\$3,465			
				3 - Benefits	\$854			
				4 - Books & Supplies	\$2,110			
				5 - Other Services and Operating Expenditures	\$9,000			
				4127 Title 4-Student Support Total	\$15,429			
6010 After School Learning&safeguard				1 - Certificated Salaries	\$1,463			
				3 - Benefits	\$360			

OUSD Budget Summary - 2022-23 UnAudited Actuals
Data by Fund, Division Type, Site, Resource & Object Classification

Sum of Expenditure Fund	Site Type	Site Code	Resource Code	Classification	Total
01 General Fund	Elementary School	116 Franklin	6010 After School Learning&safehood	5 - Other Services and Operating Expenditures	\$148,675
			6010 After School Learning&safehood Total		\$150,498
			6500 Special Education	1 - Certificated Salaries	\$311,626
				2 - Classified Salaries	\$170,960
				3 - Benefits	\$298,052
			6500 Special Education Total		\$780,639
			7426 Expanded Learning Opp Para	2 - Classified Salaries	\$64,750
				3 - Benefits	\$17,422
			7426 Expanded Learning Opp Para Total		\$82,171
			9006 Oak Public Ed Fund	4 - Books & Supplies	\$0
			9006 Oak Public Ed Fund Total		\$0
			9011 Donations	4 - Books & Supplies	\$5,039
				5 - Other Services and Operating Expenditures	\$4,834
			9011 Donations Total		\$9,872
			9059 Philanthropic Ventures Fndn	4 - Books & Supplies	\$0
			9059 Philanthropic Ventures Fndn Total		\$0
			9236 Kenneth Rainin Foundation	2 - Classified Salaries	\$16,086
				3 - Benefits	\$4,980
			9236 Kenneth Rainin Foundation Total		\$21,066
			9334 Measure G, Parcel Tax	1 - Certificated Salaries	\$137,338
				3 - Benefits	\$83,110
				5 - Other Services and Operating Expenditures	\$23,100
			9334 Measure G, Parcel Tax Total		\$243,548
			2600 Expanded Learning Opp Programs	4 - Books & Supplies	\$9,838
			2600 Expanded Learning Opp Programs Total		\$9,838
			6266 Educator Effectiveness	1 - Certificated Salaries	\$10,761
				3 - Benefits	\$2,651
				4 - Books & Supplies	\$94
			6266 Educator Effectiveness Total		\$13,506
			7425 Expanded Learning Opp Prop98	2 - Classified Salaries	\$1,827
				3 - Benefits	\$1,314
			7425 Expanded Learning Opp Prop98 Total		\$3,142
			0006 S&C Carryover	1 - Certificated Salaries	\$0
				2 - Classified Salaries	\$2,499
				3 - Benefits	\$380
			0006 S&C Carryover Total		\$2,879
			3226 After School Educ & Safety	5 - Other Services and Operating Expenditures	\$24,306
			3226 After School Educ & Safety Total		\$24,306
			6332 CCSPP Implementation Grant	1 - Certificated Salaries	\$29,152
				2 - Classified Salaries	\$83,123
				3 - Benefits	\$56,465
				5 - Other Services and Operating Expenditures	\$43,000
			6332 CCSPP Implementation Grant Total		\$211,740
			116 Franklin Total		\$5,459,517
			117 Fruitvale	0000 General Purpose-unrestricted	1 - Certificated Salaries
		2 - Classified Salaries	\$81,788		
		3 - Benefits	\$362,570		
		4 - Books & Supplies	\$5,299		
		5 - Other Services and Operating Expenditures	\$938		
0000 General Purpose-unrestricted Total		\$1,195,290			
0002 Unrestricted Supplemental	1 - Certificated Salaries	\$53,564			
	2 - Classified Salaries	\$60,341			
	3 - Benefits	\$51,126			
	4 - Books & Supplies	\$3,834			
0002 Unrestricted Supplemental Total		\$168,865			
0004 Central Concentration	2 - Classified Salaries	\$33,055			
	3 - Benefits	\$14,652			

OUSD Budget Summary - 2022-23 UnAudited Actuals
Data by Fund, Division Type, Site, Resource & Object Classification

Sum of Expenditure	Site Type	Site Code	Resource Code	Classification	Total
01 General Fund	Elementary School	117 Fruitvale	0004 Central Concentration Total		\$47,707
			3010 Title I-Basic Grant Low Income	1 - Certificated Salaries	\$50,761
				2 - Classified Salaries	\$0
				3 - Benefits	\$25,548
				4 - Books & Supplies	\$0
				5 - Other Services and Operating Expenditures	\$0
			3010 Title I-Basic Grant Low Income Total		\$76,309
			3212 ESSER II	1 - Certificated Salaries	\$201,849
				3 - Benefits	\$84,558
				4 - Books & Supplies	\$0
			3212 ESSER II Total		\$286,407
			3213 ESSER III	1 - Certificated Salaries	\$49,811
				2 - Classified Salaries	\$30,617
				3 - Benefits	\$21,224
			3213 ESSER III Total		\$101,651
			3216 ELO Esser II St Reserve	2 - Classified Salaries	\$15,175
				3 - Benefits	\$18,164
			3216 ELO Esser II St Reserve Total		\$33,340
			3310 Se-idea Basic Grant PI94-142	2 - Classified Salaries	\$46,169
				3 - Benefits	\$39,236
			3310 Se-idea Basic Grant PI94-142 Total		\$85,405
			4127 Title 4-Student Support	4 - Books & Supplies	\$0
				5 - Other Services and Operating Expenditures	\$5,000
			4127 Title 4-Student Support Total		\$5,000
			6010 After School Learning&safehood	5 - Other Services and Operating Expenditures	\$133,316
			6010 After School Learning&safehood Total		\$133,316
			6500 Special Education	1 - Certificated Salaries	\$323,953
				2 - Classified Salaries	\$178,649
				3 - Benefits	\$332,205
			6500 Special Education Total		\$834,807
			7426 Expanded Learning Opp Para	2 - Classified Salaries	\$7,773
				3 - Benefits	\$2,700
			7426 Expanded Learning Opp Para Total		\$10,473
			9011 Donations	1 - Certificated Salaries	\$5,635
				3 - Benefits	\$2,391
				4 - Books & Supplies	\$2,035
			9011 Donations Total		\$10,061
			9059 Philanthropic Ventures Fndn	4 - Books & Supplies	\$0
			9059 Philanthropic Ventures Fndn Total		\$0
			9236 Kenneth Rainin Foundation	2 - Classified Salaries	\$2,336
				3 - Benefits	\$755
			9236 Kenneth Rainin Foundation Total		\$3,090
			9334 Measure G, Parcel Tax	1 - Certificated Salaries	\$30,993
				2 - Classified Salaries	\$31,139
				3 - Benefits	\$29,766
				4 - Books & Supplies	\$17,825
			9334 Measure G, Parcel Tax Total		\$109,723
			6266 Educator Effectiveness	1 - Certificated Salaries	\$4,466
				3 - Benefits	\$875
				4 - Books & Supplies	\$0
				5 - Other Services and Operating Expenditures	\$405
			6266 Educator Effectiveness Total		\$5,746
			7425 Expanded Learning Opp Prop98	2 - Classified Salaries	\$1,477
				3 - Benefits	\$1,949
			7425 Expanded Learning Opp Prop98 Total		\$3,426
			3226 After School Educ & Safety	5 - Other Services and Operating Expenditures	\$0
			3226 After School Educ & Safety Total		\$0

OUSD Budget Summary - 2022-23 UnAudited Actuals
Data by Fund, Division Type, Site, Resource & Object Classification

Sum of Expenditure	Site Type	Site Code	Resource Code	Classification	Total
01 General Fund	Elementary School	117 Fruitvale	6332 CCSPP Implementation Grant	1 - Certificated Salaries	\$3,696
				2 - Classified Salaries	\$0
				3 - Benefits	\$787
				4 - Books & Supplies	\$0
				5 - Other Services and Operating Expenditures	\$15,750
			6332 CCSPP Implementation Grant Total		\$20,233
		117 Fruitvale Total			\$3,130,851
		118 Garfield	0000 General Purpose-unrestricted	1 - Certificated Salaries	\$1,654,648
				2 - Classified Salaries	\$101,223
				3 - Benefits	\$722,693
				4 - Books & Supplies	\$11,556
				5 - Other Services and Operating Expenditures	\$2,380
			0000 General Purpose-unrestricted Total		\$2,492,500
			0002 Unrestricted Supplemental	1 - Certificated Salaries	\$243,180
				3 - Benefits	\$115,197
				4 - Books & Supplies	\$27,441
				5 - Other Services and Operating Expenditures	\$4,515
			0002 Unrestricted Supplemental Total		\$390,333
			0004 Central Concentration	1 - Certificated Salaries	\$41,118
				2 - Classified Salaries	\$26,899
				3 - Benefits	\$38,283
			0004 Central Concentration Total		\$106,299
			3010 Title I-Basic Grant Low Income	1 - Certificated Salaries	\$22,959
				2 - Classified Salaries	\$452
				3 - Benefits	\$3,072
				4 - Books & Supplies	\$74,965
				5 - Other Services and Operating Expenditures	\$20,000
			3010 Title I-Basic Grant Low Income Total		\$121,448
			3212 ESSER II	1 - Certificated Salaries	\$41,117
				3 - Benefits	\$15,138
			3212 ESSER II Total		\$56,256
			3213 ESSER III	1 - Certificated Salaries	\$27,000
				2 - Classified Salaries	\$31,608
				3 - Benefits	\$6,202
			3213 ESSER III Total		\$64,810
			3216 ELO Esser II St Reserve	1 - Certificated Salaries	\$62,945
				2 - Classified Salaries	\$66,867
				3 - Benefits	\$61,267
			3216 ELO Esser II St Reserve Total		\$191,078
			3310 Se-idea Basic Grant PI94-142	2 - Classified Salaries	\$93,914
				3 - Benefits	\$52,825
			3310 Se-idea Basic Grant PI94-142 Total		\$146,738
			4127 Title 4-Student Support	4 - Books & Supplies	\$0
				5 - Other Services and Operating Expenditures	\$0
			4127 Title 4-Student Support Total		\$0
			6010 After School Learning&safeguard	5 - Other Services and Operating Expenditures	\$234,989
			6010 After School Learning&safeguard Total		\$234,989
			6500 Special Education	1 - Certificated Salaries	\$427,652
				2 - Classified Salaries	\$192,441
				3 - Benefits	\$427,465
			6500 Special Education Total		\$1,047,558
			7426 Expanded Learning Opp Para	2 - Classified Salaries	\$41,399
				3 - Benefits	\$27,045
			7426 Expanded Learning Opp Para Total		\$68,445
			9011 Donations	4 - Books & Supplies	\$0
			9011 Donations Total		\$0
			9059 Philanthropic Ventures Fndn	4 - Books & Supplies	\$0

OUSD Budget Summary - 2022-23 UnAudited Actuals
Data by Fund, Division Type, Site, Resource & Object Classification

Sum of Expenditure	Site Type	Site Code	Resource Code	Classification	Total
01 General Fund	Elementary School	118 Garfield	9059 Philanthropic Ventures Fndn Total		\$0
			9236 Kenneth Rainin Foundation	2 - Classified Salaries	\$16,775
				3 - Benefits	\$10,809
			9236 Kenneth Rainin Foundation Total		\$27,585
			9334 Measure G, Parcel Tax	1 - Certificated Salaries	\$111,581
				2 - Classified Salaries	\$42,478
				3 - Benefits	\$71,090
				4 - Books & Supplies	\$4,806
				5 - Other Services and Operating Expenditures	\$24,000
			9334 Measure G, Parcel Tax Total		\$253,956
			6266 Educator Effectiveness	1 - Certificated Salaries	\$6,006
				3 - Benefits	\$1,339
				4 - Books & Supplies	\$0
			6266 Educator Effectiveness Total		\$7,345
			7425 Expanded Learning Opp Prop98	1 - Certificated Salaries	\$17,926
				2 - Classified Salaries	\$34,303
				3 - Benefits	\$20,956
			7425 Expanded Learning Opp Prop98 Total		\$73,184
			3226 After School Educ & Safety	5 - Other Services and Operating Expenditures	\$47,132
			3226 After School Educ & Safety Total		\$47,132
			3218 ELO ESSER III St Resv Emerncy	2 - Classified Salaries	\$7,023
				3 - Benefits	\$2,498
			3218 ELO ESSER III St Resv Emerncy Total		\$9,520
			3219 ELO ESSER III St Resv LL	2 - Classified Salaries	\$84,207
				3 - Benefits	\$54,451
			3219 ELO ESSER III St Resv LL Total		\$138,657
			6332 CCSP Implementation Grant	2 - Classified Salaries	\$0
				3 - Benefits	\$0
				4 - Books & Supplies	\$0
				5 - Other Services and Operating Expenditures	\$199,193
			6332 CCSP Implementation Grant Total		\$199,193
			9049 EatLearnPlayFdnt for Garfield}	4 - Books & Supplies	\$50,676
				6 - Capital Outlay	\$5,434
			9049 EatLearnPlayFdnt for Garfield} Total		\$56,110
		118 Garfield Total			\$5,733,136
		119 Glenview	0000 General Purpose-unrestricted	1 - Certificated Salaries	\$1,664,158
				2 - Classified Salaries	\$93,880
				3 - Benefits	\$760,711
				4 - Books & Supplies	\$16,011
				5 - Other Services and Operating Expenditures	\$1,755
			0000 General Purpose-unrestricted Total		\$2,536,516
			0002 Unrestricted Supplemental	1 - Certificated Salaries	\$75,838
				2 - Classified Salaries	\$15,649
				3 - Benefits	\$50,692
				4 - Books & Supplies	\$0
			0002 Unrestricted Supplemental Total		\$142,179
			0004 Central Concentration	2 - Classified Salaries	\$16,756
				3 - Benefits	\$14,807
			0004 Central Concentration Total		\$31,564
			3212 ESSER II	1 - Certificated Salaries	\$101,289
				3 - Benefits	\$35,059
			3212 ESSER II Total		\$136,348
			3213 ESSER III	1 - Certificated Salaries	\$21,000
				2 - Classified Salaries	\$37,516
				3 - Benefits	\$6,807
			3213 ESSER III Total		\$65,323
			6010 After School Learning&safhood	5 - Other Services and Operating Expenditures	\$91,396

OUSD Budget Summary - 2022-23 UnAudited Actuals
Data by Fund, Division Type, Site, Resource & Object Classification

Sum of Expenditure	Site Type	Site Code	Resource Code	Classification	Total
01 General Fund	Elementary School	119 Glenview	6010 After School Learning&safehood Total		\$91,396
			6500 Special Education	1 - Certificated Salaries	\$146,958
				2 - Classified Salaries	\$97,330
				3 - Benefits	\$131,680
			6500 Special Education Total		\$375,968
			9334 Measure G, Parcel Tax	1 - Certificated Salaries	\$80,955
				3 - Benefits	\$47,852
				4 - Books & Supplies	\$25,124
			9334 Measure G, Parcel Tax Total		\$153,931
			9337 PTA LOCAL SCHOOLS	1 - Certificated Salaries	\$109,412
				2 - Classified Salaries	\$26,795
				3 - Benefits	\$49,370
				4 - Books & Supplies	\$0
				5 - Other Services and Operating Expenditures	\$20,000
			9337 PTA LOCAL SCHOOLS Total		\$205,577
			6266 Educator Effectiveness	1 - Certificated Salaries	\$5,660
				3 - Benefits	\$1,305
				4 - Books & Supplies	\$0
			6266 Educator Effectiveness Total		\$6,965
			3226 After School Educ & Safety	5 - Other Services and Operating Expenditures	\$36,703
			3226 After School Educ & Safety Total		\$36,703
		119 Glenview Total			\$3,782,469
		121 La Escuelita	0000 General Purpose-unrestricted	1 - Certificated Salaries	\$1,125,791
				2 - Classified Salaries	\$109,481
				3 - Benefits	\$613,212
				4 - Books & Supplies	\$10,088
				5 - Other Services and Operating Expenditures	\$1,885
			0000 General Purpose-unrestricted Total		\$1,860,457
			0002 Unrestricted Supplemental	1 - Certificated Salaries	\$47,370
				2 - Classified Salaries	\$21,619
				3 - Benefits	\$19,647
				4 - Books & Supplies	\$7,552
				5 - Other Services and Operating Expenditures	\$22,555
			0002 Unrestricted Supplemental Total		\$118,744
			0004 Central Concentration	2 - Classified Salaries	\$5,279
				3 - Benefits	\$3,533
			0004 Central Concentration Total		\$8,812
			3010 Title I-Basic Grant Low Income	1 - Certificated Salaries	\$103,172
				2 - Classified Salaries	\$0
				3 - Benefits	\$42,777
				4 - Books & Supplies	\$582
			3010 Title I-Basic Grant Low Income Total		\$146,531
			3212 ESSER II	1 - Certificated Salaries	\$71,297
				3 - Benefits	\$28,669
			3212 ESSER II Total		\$99,966
			3213 ESSER III	1 - Certificated Salaries	\$16,000
				2 - Classified Salaries	\$12,246
				3 - Benefits	\$3,437
			3213 ESSER III Total		\$31,683
			3216 ELO Esser II St Reserve	2 - Classified Salaries	\$62,416
				3 - Benefits	\$44,729
			3216 ELO Esser II St Reserve Total		\$107,145
			4127 Title 4-Student Support	4 - Books & Supplies	\$788
				5 - Other Services and Operating Expenditures	\$6,334
			4127 Title 4-Student Support Total		\$7,121
			6010 After School Learning&safehood	5 - Other Services and Operating Expenditures	\$136,174
			6010 After School Learning&safehood Total		\$136,174

OUSD Budget Summary - 2022-23 UnAudited Actuals
Data by Fund, Division Type, Site, Resource & Object Classification

Sum of Expenditure										
Fund	Site Type	Site Code	Resource Code	Classification	Total					
01 General Fund	Elementary School	121 La Escuelita	6500 Special Education	1 - Certificated Salaries	\$138,814					
				2 - Classified Salaries	\$39,446					
				3 - Benefits	\$103,620					
			6500 Special Education Total				\$281,880			
			7426 Expanded Learning Opp Para	2 - Classified Salaries	\$23,871					
				3 - Benefits	\$31,492					
				7426 Expanded Learning Opp Para Total				\$55,363		
			9011 Donations	4 - Books & Supplies	\$0					
			9011 Donations Total				\$0			
			9182 Rodgers Family Foundation	4 - Books & Supplies	\$0					
			9182 Rodgers Family Foundation Total				\$0			
			9236 Kenneth Rainin Foundation	2 - Classified Salaries	\$9,273					
				3 - Benefits	\$11,152					
			9236 Kenneth Rainin Foundation Total				\$20,425			
			9334 Measure G, Parcel Tax	1 - Certificated Salaries	\$54,262					
				2 - Classified Salaries	\$41,149					
				3 - Benefits	\$47,305					
				5 - Other Services and Operating Expenditures	\$21,448					
				9334 Measure G, Parcel Tax Total				\$164,164		
			2600 Expanded Learning Opp Programs	4 - Books & Supplies	\$0					
			2600 Expanded Learning Opp Programs Total				\$0			
			6266 Educator Effectiveness	4 - Books & Supplies	\$0					
				5 - Other Services and Operating Expenditures	\$14,989					
			6266 Educator Effectiveness Total				\$14,989			
			7425 Expanded Learning Opp Prop98	1 - Certificated Salaries	\$0					
				2 - Classified Salaries	\$8,256					
				3 - Benefits	\$2,732					
			7425 Expanded Learning Opp Prop98 Total				\$10,988			
			3226 After School Educ & Safety	5 - Other Services and Operating Expenditures	\$42,405					
			3226 After School Educ & Safety Total				\$42,405			
			0041 AB1840 Final Installment	1 - Certificated Salaries	\$131,098					
				2 - Classified Salaries	\$71,415					
				3 - Benefits	\$119,587					
			0041 AB1840 Final Installment Total				\$322,100			
			6332 CCSP Implementation Grant	4 - Books & Supplies	\$1,022					
				5 - Other Services and Operating Expenditures	\$5,764					
			6332 CCSP Implementation Grant Total				\$6,786			
			121 La Escuelita Total				\$3,435,733			
			122 Grass Valley			0000 General Purpose-unrestricted	1 - Certificated Salaries	\$589,539		
							2 - Classified Salaries	\$97,456		
							3 - Benefits	\$362,013		
							4 - Books & Supplies	\$8,967		
							5 - Other Services and Operating Expenditures	\$752		
						0000 General Purpose-unrestricted Total				\$1,058,727
						0002 Unrestricted Supplemental	1 - Certificated Salaries	\$17,989		
							2 - Classified Salaries	\$28,008		
							3 - Benefits	\$33,464		
							4 - Books & Supplies	\$25,411		
							5 - Other Services and Operating Expenditures	\$0		
						0002 Unrestricted Supplemental Total				\$104,872
0004 Central Concentration	2 - Classified Salaries	\$15,685								
	3 - Benefits	\$11,155								
0004 Central Concentration Total						\$26,840				
3010 Title I-Basic Grant Low Income	1 - Certificated Salaries	\$29,594								
	2 - Classified Salaries	\$17,714								
	3 - Benefits	\$20,380								
	4 - Books & Supplies	\$0								

OUSD Budget Summary - 2022-23 UnAudited Actuals
Data by Fund, Division Type, Site, Resource & Object Classification

Sum of Expenditure Fund	Site Type	Site Code	Resource Code	Classification	Total
01 General Fund	Elementary School	122 Grass Valley	3010 Title I-Basic Grant Low Income	5 - Other Services and Operating Expenditures	\$0
			3010 Title I-Basic Grant Low Income Total		\$67,688
			3212 ESSER II	1 - Certificated Salaries	\$117,823
				3 - Benefits	\$44,821
			3212 ESSER II Total		\$162,644
			3213 ESSER III	1 - Certificated Salaries	\$9,000
				2 - Classified Salaries	\$16,332
				3 - Benefits	\$2,763
			3213 ESSER III Total		\$28,095
			3216 ELO Esser II St Reserve	2 - Classified Salaries	\$3,557
				3 - Benefits	\$4,286
			3216 ELO Esser II St Reserve Total		\$7,843
			3310 Se-idea Basic Grant PI94-142	2 - Classified Salaries	\$57,840
				3 - Benefits	\$39,286
			3310 Se-idea Basic Grant PI94-142 Total		\$97,126
			4127 Title 4-Student Support	5 - Other Services and Operating Expenditures	\$0
			4127 Title 4-Student Support Total		\$0
			6010 After School Learning&safehood	5 - Other Services and Operating Expenditures	\$125,391
			6010 After School Learning&safehood Total		\$125,391
			6500 Special Education	1 - Certificated Salaries	\$407,409
				2 - Classified Salaries	\$126,618
				3 - Benefits	\$270,385
			6500 Special Education Total		\$804,413
			7426 Expanded Learning Opp Para	2 - Classified Salaries	\$13,641
				3 - Benefits	\$16,465
			7426 Expanded Learning Opp Para Total		\$30,105
			9006 Oak Public Ed Fund	4 - Books & Supplies	\$999
			9006 Oak Public Ed Fund Total		\$999
			9011 Donations	4 - Books & Supplies	\$6,202
				5 - Other Services and Operating Expenditures	\$464
			9011 Donations Total		\$6,666
			9059 Philanthropic Ventures Fndn	1 - Certificated Salaries	\$69,053
				3 - Benefits	\$31,085
				4 - Books & Supplies	\$13,072
				5 - Other Services and Operating Expenditures	\$20,429
			9059 Philanthropic Ventures Fndn Total		\$133,639
			9236 Kenneth Rainin Foundation	2 - Classified Salaries	\$5,471
				3 - Benefits	\$6,594
			9236 Kenneth Rainin Foundation Total		\$12,065
			9334 Measure G, Parcel Tax	1 - Certificated Salaries	\$39,576
				2 - Classified Salaries	\$47,281
				3 - Benefits	\$34,097
				4 - Books & Supplies	\$7,081
				5 - Other Services and Operating Expenditures	\$25,000
			9334 Measure G, Parcel Tax Total		\$153,036
			6266 Educator Effectiveness	4 - Books & Supplies	\$0
				5 - Other Services and Operating Expenditures	\$0
			6266 Educator Effectiveness Total		\$0
			3226 After School Educ & Safety	5 - Other Services and Operating Expenditures	\$22,810
			3226 After School Educ & Safety Total		\$22,810
6332 CCSPP Implementation Grant	2 - Classified Salaries	\$81,591			
	3 - Benefits	\$20,104			
	4 - Books & Supplies	\$5,858			
	5 - Other Services and Operating Expenditures	\$2,739			
6332 CCSPP Implementation Grant Total		\$110,291			
		122 Grass Valley Total			\$2,953,249
		125 New Highland Academy	0000 General Purpose-unrestricted	1 - Certificated Salaries	\$1,434,281

OUSD Budget Summary - 2022-23 UnAudited Actuals
Data by Fund, Division Type, Site, Resource & Object Classification

Sum of Expenditure	Site Type	Site Code	Resource Code	Classification	Total
01 General Fund	Elementary School	125 New Highland Academy	0000 General Purpose-unrestricted	2 - Classified Salaries	\$88,750
				3 - Benefits	\$717,980
				4 - Books & Supplies	\$24,111
				5 - Other Services and Operating Expenditures	\$1,971
			0000 General Purpose-unrestricted Total		\$2,267,094
			0002 Unrestricted Supplemental	1 - Certificated Salaries	\$180,205
				2 - Classified Salaries	\$32,994
				3 - Benefits	\$104,298
				4 - Books & Supplies	\$13,994
			0002 Unrestricted Supplemental Total		\$331,491
			0004 Central Concentration	1 - Certificated Salaries	\$38,626
				2 - Classified Salaries	\$6,216
				3 - Benefits	\$13,318
			0004 Central Concentration Total		\$58,160
			3010 Title I-Basic Grant Low Income	1 - Certificated Salaries	\$102,366
				3 - Benefits	\$43,738
				4 - Books & Supplies	\$0
				5 - Other Services and Operating Expenditures	\$12,715
			3010 Title I-Basic Grant Low Income Total		\$158,818
			3212 ESSER II	5 - Other Services and Operating Expenditures	\$0
			3212 ESSER II Total		\$0
			3213 ESSER III	1 - Certificated Salaries	\$23,000
				2 - Classified Salaries	\$6,003
				3 - Benefits	\$3,010
				5 - Other Services and Operating Expenditures	\$47,725
			3213 ESSER III Total		\$79,739
			3216 ELO Esser II St Reserve	2 - Classified Salaries	\$9,834
				3 - Benefits	\$8,348
			3216 ELO Esser II St Reserve Total		\$18,182
			4127 Title 4-Student Support	4 - Books & Supplies	\$0
				5 - Other Services and Operating Expenditures	\$10,000
			4127 Title 4-Student Support Total		\$10,000
			6010 After School Learning&safehood	5 - Other Services and Operating Expenditures	\$59,983
			6010 After School Learning&safehood Total		\$59,983
			6500 Special Education	1 - Certificated Salaries	\$166,027
				2 - Classified Salaries	\$42,954
				3 - Benefits	\$108,432
			6500 Special Education Total		\$317,413
			7426 Expanded Learning Opp Para	2 - Classified Salaries	\$39,988
				3 - Benefits	\$33,790
			7426 Expanded Learning Opp Para Total		\$73,778
			7812 Early Literacy Support Block	1 - Certificated Salaries	\$122,579
				3 - Benefits	\$50,593
				7 - Other Outgo	\$4,641
			7812 Early Literacy Support Block Total		\$177,813
			9011 Donations	4 - Books & Supplies	\$0
			9011 Donations Total		\$0
			9236 Kenneth Rainin Foundation	2 - Classified Salaries	\$15,388
				3 - Benefits	\$13,263
			9236 Kenneth Rainin Foundation Total		\$28,651
			9334 Measure G, Parcel Tax	1 - Certificated Salaries	\$87,630
				2 - Classified Salaries	\$33,482
				3 - Benefits	\$80,291
				4 - Books & Supplies	\$18,643
			9334 Measure G, Parcel Tax Total		\$220,046
			6266 Educator Effectiveness	1 - Certificated Salaries	\$0
			6266 Educator Effectiveness Total		\$0

OUSD Budget Summary - 2022-23 UnAudited Actuals
Data by Fund, Division Type, Site, Resource & Object Classification

Sum of Expenditure	Site Type	Site Code	Resource Code	Classification	Total
01 General Fund	Elementary School	125 New Highland Academy	7425 Expanded Learning Opp Prop98	1 - Certificated Salaries	\$0
				2 - Classified Salaries	\$0
				3 - Benefits	\$0
			7425 Expanded Learning Opp Prop98 Total		\$0
			3226 After School Educ & Safety	5 - Other Services and Operating Expenditures	\$30,703
			3226 After School Educ & Safety Total		\$30,703
			0041 AB1840 Final Installment	1 - Certificated Salaries	\$65,966
				2 - Classified Salaries	\$96,949
				3 - Benefits	\$131,860
			0041 AB1840 Final Installment Total		\$294,774
			6332 CCSP Implementation Grant	5 - Other Services and Operating Expenditures	\$8,100
			6332 CCSP Implementation Grant Total		\$8,100
		125 New Highland Academy	Total		\$4,134,745
		127 Hillcrest	0000 General Purpose-unrestricted	1 - Certificated Salaries	\$1,181,694
				2 - Classified Salaries	\$93,642
				3 - Benefits	\$591,560
				4 - Books & Supplies	\$10,016
			0000 General Purpose-unrestricted Total		\$1,876,913
			0002 Unrestricted Supplemental	1 - Certificated Salaries	\$22,990
				3 - Benefits	\$11,946
				4 - Books & Supplies	\$0
			0002 Unrestricted Supplemental Total		\$34,936
			3212 ESSER II	1 - Certificated Salaries	\$147,712
				3 - Benefits	\$62,374
			3212 ESSER II Total		\$210,086
			3213 ESSER III	1 - Certificated Salaries	\$19,000
				2 - Classified Salaries	\$3,588
				3 - Benefits	\$2,292
				4 - Books & Supplies	\$8,704
			3213 ESSER III Total		\$33,585
			3310 Se-idea Basic Grant PI94-142	2 - Classified Salaries	\$16,265
				3 - Benefits	\$20,457
			3310 Se-idea Basic Grant PI94-142 Total		\$36,722
			6500 Special Education	1 - Certificated Salaries	\$108,544
				2 - Classified Salaries	\$31,297
				3 - Benefits	\$78,748
			6500 Special Education Total		\$218,589
			9283 Salesforce.org	1 - Certificated Salaries	\$65,506
				3 - Benefits	\$37,034
			9283 Salesforce.org Total		\$102,540
			9332 Measure G1 Parcel Tx	4 - Books & Supplies	\$0
				5 - Other Services and Operating Expenditures	\$0
			9332 Measure G1 Parcel Tx Total		\$0
			9334 Measure G, Parcel Tax	1 - Certificated Salaries	\$30,436
				3 - Benefits	\$8,502
				4 - Books & Supplies	\$24,875
			9334 Measure G, Parcel Tax Total		\$63,813
			9337 PTA LOCAL SCHOOLS	1 - Certificated Salaries	\$72,134
				3 - Benefits	\$32,571
				4 - Books & Supplies	\$0
			9337 PTA LOCAL SCHOOLS Total		\$104,705
			3210 ESSER ElemScdrySchlEmgcyRelief	4 - Books & Supplies	\$1,166
			3210 ESSER ElemScdrySchlEmgcyRelief Total		\$1,166
			3215 GEER Learning Loss Mitigation	4 - Books & Supplies	\$54
			3215 GEER Learning Loss Mitigation Total		\$54
			2600 Expanded Learning Opp Programs	4 - Books & Supplies	\$0
			2600 Expanded Learning Opp Programs Total		\$0

OUSD Budget Summary - 2022-23 UnAudited Actuals
Data by Fund, Division Type, Site, Resource & Object Classification

Sum of Expenditure	Site Type	Site Code	Resource Code	Classification	Total
01 General Fund	Elementary School	127 Hillcrest	6266 Educator Effectiveness	1 - Certificated Salaries	\$14,597
				3 - Benefits	\$2,324
				4 - Books & Supplies	\$450
				5 - Other Services and Operating Expenditures	\$935
			6266 Educator Effectiveness Total		\$18,305
			0041 AB1840 Final Installment	1 - Certificated Salaries	\$33,081
				3 - Benefits	\$18,072
			0041 AB1840 Final Installment Total		\$51,153
		127 Hillcrest Total			\$2,752,567
		133 Lincoln	0000 General Purpose-unrestricted	1 - Certificated Salaries	\$2,572,002
				2 - Classified Salaries	\$122,552
				3 - Benefits	\$1,182,353
				4 - Books & Supplies	\$21,597
				5 - Other Services and Operating Expenditures	\$22,844
				6 - Capital Outlay	\$5,898
			0000 General Purpose-unrestricted Total		\$3,927,247
			0002 Unrestricted Supplemental	1 - Certificated Salaries	\$184,357
				2 - Classified Salaries	\$29,376
				3 - Benefits	\$91,279
				4 - Books & Supplies	\$37,004
				5 - Other Services and Operating Expenditures	\$51,118
			0002 Unrestricted Supplemental Total		\$393,134
			0004 Central Concentration	1 - Certificated Salaries	\$162,104
				2 - Classified Salaries	\$36,895
				3 - Benefits	\$93,816
			0004 Central Concentration Total		\$292,815
			3010 Title I-Basic Grant Low Income	1 - Certificated Salaries	\$128,524
				2 - Classified Salaries	\$6,063
				3 - Benefits	\$61,125
				4 - Books & Supplies	\$19,601
				5 - Other Services and Operating Expenditures	\$5,494
			3010 Title I-Basic Grant Low Income Total		\$220,807
			3212 ESSER II	2 - Classified Salaries	\$13,210
				3 - Benefits	\$1,684
				5 - Other Services and Operating Expenditures	\$9,730
			3212 ESSER II Total		\$24,624
			3213 ESSER III	1 - Certificated Salaries	\$33,000
				3 - Benefits	\$3,685
			3213 ESSER III Total		\$36,685
			3216 ELO Esser II St Reserve	1 - Certificated Salaries	\$51,319
				2 - Classified Salaries	\$13,714
				3 - Benefits	\$13,553
			3216 ELO Esser II St Reserve Total		\$78,586
			4127 Title 4-Student Support	2 - Classified Salaries	\$2,049
				3 - Benefits	\$201
				4 - Books & Supplies	\$5,074
			4127 Title 4-Student Support Total		\$7,323
			6010 After School Learning&safeguard	5 - Other Services and Operating Expenditures	\$139,720
			6010 After School Learning&safeguard Total		\$139,720
			6500 Special Education	1 - Certificated Salaries	\$158,245
				2 - Classified Salaries	\$52,504
				3 - Benefits	\$113,846
			6500 Special Education Total		\$324,595
			9009 Subsidiaries	4 - Books & Supplies	\$0
			9009 Subsidiaries Total		\$0
			9011 Donations	4 - Books & Supplies	\$248
			9011 Donations Total		\$248

OUSD Budget Summary - 2022-23 UnAudited Actuals
Data by Fund, Division Type, Site, Resource & Object Classification

Sum of Expenditure	Site Type	Site Code	Resource Code	Classification	Total
01 General Fund	Elementary School	133 Lincoln	9059 Philanthropic Ventures Fndn	4 - Books & Supplies	\$47
			9059 Philanthropic Ventures Fndn Total		\$47
			9236 Kenneth Rainin Foundation	2 - Classified Salaries	\$21,209
				3 - Benefits	\$1,508
			9236 Kenneth Rainin Foundation Total		\$22,717
			9334 Measure G, Parcel Tax	1 - Certificated Salaries	\$13,045
				3 - Benefits	\$5,327
				4 - Books & Supplies	\$59,194
				5 - Other Services and Operating Expenditures	\$19,435
			9334 Measure G, Parcel Tax Total		\$97,002
			6266 Educator Effectiveness	1 - Certificated Salaries	\$8,617
				3 - Benefits	\$2,098
				4 - Books & Supplies	\$0
			6266 Educator Effectiveness Total		\$10,715
			7425 Expanded Learning Opp Prop98	1 - Certificated Salaries	\$5,291
				2 - Classified Salaries	\$15,108
				3 - Benefits	\$3,780
				5 - Other Services and Operating Expenditures	\$4,286
			7425 Expanded Learning Opp Prop98 Total		\$28,465
			3226 After School Educ & Safety	5 - Other Services and Operating Expenditures	\$21,289
			3226 After School Educ & Safety Total		\$21,289
			3218 ELO ESSER III St Resv Emergency	2 - Classified Salaries	\$13,000
				3 - Benefits	\$4,825
			3218 ELO ESSER III St Resv Emergency Total		\$17,825
			6332 CCSPP Implementation Grant	2 - Classified Salaries	\$91,618
				3 - Benefits	\$36,846
				4 - Books & Supplies	\$8,986
				5 - Other Services and Operating Expenditures	\$10,250
			6332 CCSPP Implementation Grant Total		\$147,700
		133 Lincoln Total			\$5,791,543
		136 Horace Mann	0000 General Purpose-unrestricted	1 - Certificated Salaries	\$795,849
				2 - Classified Salaries	\$79,703
				3 - Benefits	\$388,292
				4 - Books & Supplies	\$9,269
				5 - Other Services and Operating Expenditures	\$1,309
			0000 General Purpose-unrestricted Total		\$1,274,422
			0002 Unrestricted Supplemental	1 - Certificated Salaries	\$19,573
				2 - Classified Salaries	\$6,069
				3 - Benefits	\$14,536
				4 - Books & Supplies	\$8,862
				5 - Other Services and Operating Expenditures	\$51,667
			0002 Unrestricted Supplemental Total		\$100,707
			0004 Central Concentration	2 - Classified Salaries	\$6,069
				3 - Benefits	\$5,450
			0004 Central Concentration Total		\$11,519
			3010 Title I-Basic Grant Low Income	1 - Certificated Salaries	\$43,555
				2 - Classified Salaries	\$704
				3 - Benefits	\$25,047
				4 - Books & Supplies	\$0
				5 - Other Services and Operating Expenditures	\$0
			3010 Title I-Basic Grant Low Income Total		\$69,306
			3212 ESSER II	1 - Certificated Salaries	\$50,921
				3 - Benefits	\$22,444
				5 - Other Services and Operating Expenditures	\$0
			3212 ESSER II Total		\$73,365
			3213 ESSER III	1 - Certificated Salaries	\$92,656
				3 - Benefits	\$30,198

OUSD Budget Summary - 2022-23 UnAudited Actuals
Data by Fund, Division Type, Site, Resource & Object Classification

Sum of Expenditure					
Fund	Site Type	Site Code	Resource Code	Classification	Total
01 General Fund	Elementary School	136 Horace Mann	3213 ESSER III Total		\$122,855
			3216 ELO Esser II St Reserve	2 - Classified Salaries	\$6,662
				3 - Benefits	\$3,269
			3216 ELO Esser II St Reserve Total		\$9,930
			4127 Title 4-Student Support	5 - Other Services and Operating Expenditures	\$1,237
			4127 Title 4-Student Support Total		\$1,237
			6010 After School Learning&safehood	5 - Other Services and Operating Expenditures	\$95,195
			6010 After School Learning&safehood Total		\$95,195
			6500 Special Education	1 - Certificated Salaries	\$42,534
				3 - Benefits	\$20,613
			6500 Special Education Total		\$63,147
			7426 Expanded Learning Opp Para	2 - Classified Salaries	\$25,778
				3 - Benefits	\$13,285
			7426 Expanded Learning Opp Para Total		\$39,062
			7812 Early Literacy Support Block	1 - Certificated Salaries	\$106,716
				3 - Benefits	\$55,087
				4 - Books & Supplies	\$7,173
				7 - Other Outgo	\$4,529
			7812 Early Literacy Support Block Total		\$173,505
			9236 Kenneth Rainin Foundation	2 - Classified Salaries	\$10,339
				3 - Benefits	\$5,082
			9236 Kenneth Rainin Foundation Total		\$15,420
			9334 Measure G, Parcel Tax	1 - Certificated Salaries	\$30,488
				2 - Classified Salaries	\$21,515
				3 - Benefits	\$30,416
				4 - Books & Supplies	\$26,197
			9334 Measure G, Parcel Tax Total		\$108,617
			2600 Expanded Learning Opp Programs	4 - Books & Supplies	\$0
			2600 Expanded Learning Opp Programs Total		\$0
			6266 Educator Effectiveness	4 - Books & Supplies	\$0
				5 - Other Services and Operating Expenditures	\$15,000
			6266 Educator Effectiveness Total		\$15,000
			3226 After School Educ & Safety	5 - Other Services and Operating Expenditures	\$38,903
			3226 After School Educ & Safety Total		\$38,903
			6332 CCSP Implementation Grant	2 - Classified Salaries	\$62,095
				3 - Benefits	\$41,954
				4 - Books & Supplies	\$0
				5 - Other Services and Operating Expenditures	\$8,408
			6332 CCSP Implementation Grant Total		\$112,457
		136 Horace Mann Total			\$2,324,647
		138 Markham	0000 General Purpose-unrestricted	1 - Certificated Salaries	\$1,047,468
				2 - Classified Salaries	\$83,886
				3 - Benefits	\$483,654
				4 - Books & Supplies	\$9,344
				5 - Other Services and Operating Expenditures	\$1,872
			0000 General Purpose-unrestricted Total		\$1,626,226
			0002 Unrestricted Supplemental	1 - Certificated Salaries	\$89,641
				2 - Classified Salaries	\$42,416
				3 - Benefits	\$68,560
				4 - Books & Supplies	\$23,452
			0002 Unrestricted Supplemental Total		\$224,070
			0004 Central Concentration	1 - Certificated Salaries	\$43,398
				2 - Classified Salaries	\$45,471
				3 - Benefits	\$37,273
			0004 Central Concentration Total		\$126,141
			3010 Title I-Basic Grant Low Income	1 - Certificated Salaries	\$44,091
				2 - Classified Salaries	\$4,323

OUSD Budget Summary - 2022-23 UnAudited Actuals
Data by Fund, Division Type, Site, Resource & Object Classification

Sum of Expenditure					
Fund	Site Type	Site Code	Resource Code	Classification	Total
01 General Fund	Elementary School	138 Markham	3010 Title I-Basic Grant Low Income	3 - Benefits	\$21,514
				4 - Books & Supplies	\$23,219
				5 - Other Services and Operating Expenditures	\$4,388
			3010 Title I-Basic Grant Low Income Total		\$97,534
			3182 ESSA: Comp Support & Improvmt	1 - Certificated Salaries	\$84,719
				3 - Benefits	\$45,139
				5 - Other Services and Operating Expenditures	\$464
			3182 ESSA: Comp Support & Improvmt Total		\$130,322
			3213 ESSER III	1 - Certificated Salaries	\$71,506
				2 - Classified Salaries	\$5,462
				3 - Benefits	\$23,182
			3213 ESSER III Total		\$100,151
			3216 ELO Esser II St Reserve	2 - Classified Salaries	\$2,195
				3 - Benefits	\$258
			3216 ELO Esser II St Reserve Total		\$2,453
			4127 Title 4-Student Support	4 - Books & Supplies	\$0
				5 - Other Services and Operating Expenditures	\$9,816
			4127 Title 4-Student Support Total		\$9,816
			6010 After School Learning&safehood	1 - Certificated Salaries	\$2,464
				3 - Benefits	\$607
				5 - Other Services and Operating Expenditures	\$102,960
			6010 After School Learning&safehood Total		\$106,031
			6500 Special Education	1 - Certificated Salaries	\$159,930
				2 - Classified Salaries	\$25,223
				3 - Benefits	\$95,869
			6500 Special Education Total		\$281,021
			7426 Expanded Learning Opp Para	2 - Classified Salaries	\$10,294
				3 - Benefits	\$1,209
			7426 Expanded Learning Opp Para Total		\$11,502
			7812 Early Literacy Support Block	1 - Certificated Salaries	\$2,272
				2 - Classified Salaries	\$13,826
				3 - Benefits	\$4,114
				4 - Books & Supplies	\$46,817
				5 - Other Services and Operating Expenditures	\$0
				7 - Other Outgo	\$1,796
			7812 Early Literacy Support Block Total		\$68,824
			9011 Donations	4 - Books & Supplies	\$2,582
			9011 Donations Total		\$2,582
			9236 Kenneth Rainin Foundation	2 - Classified Salaries	\$3,486
				3 - Benefits	\$409
			9236 Kenneth Rainin Foundation Total		\$3,896
			9334 Measure G, Parcel Tax	1 - Certificated Salaries	\$35,242
				2 - Classified Salaries	\$38,113
				3 - Benefits	\$46,230
				4 - Books & Supplies	\$977
			9334 Measure G, Parcel Tax Total		\$120,562
			6266 Educator Effectiveness	4 - Books & Supplies	\$0
				5 - Other Services and Operating Expenditures	\$15,000
			6266 Educator Effectiveness Total		\$15,000
			7425 Expanded Learning Opp Prop98	2 - Classified Salaries	\$19,188
				3 - Benefits	\$3,931
				4 - Books & Supplies	\$0
			7425 Expanded Learning Opp Prop98 Total		\$23,119
			3226 After School Educ & Safety	5 - Other Services and Operating Expenditures	\$32,439
			3226 After School Educ & Safety Total		\$32,439
			0041 AB1840 Final Installment	2 - Classified Salaries	\$20,157
				3 - Benefits	\$16,780

OUSD Budget Summary - 2022-23 UnAudited Actuals
Data by Fund, Division Type, Site, Resource & Object Classification

Sum of Expenditure							
Fund	Site Type	Site Code	Resource Code	Classification	Total		
01 General Fund	Elementary School	138 Markham	0041 AB1840 Final Installment	4 - Books & Supplies	\$956		
				5 - Other Services and Operating Expenditures	\$22,000		
				6 - Capital Outlay	\$12,044		
				0041 AB1840 Final Installment Total	\$71,937		
			3218 ELO ESSER III St Resv Emernqcy	2 - Classified Salaries	\$49,196		
				3 - Benefits	\$17,020		
				3218 ELO ESSER III St Resv Emernqcy Total	\$66,215		
			3219 ELO ESSER III St Resv LL	2 - Classified Salaries	\$28,312		
				3 - Benefits	\$10,307		
				3219 ELO ESSER III St Resv LL Total	\$38,619		
			6332 CCSP Implementation Grant	2 - Classified Salaries	\$0		
				3 - Benefits	\$0		
				4 - Books & Supplies	\$476		
				5 - Other Services and Operating Expenditures	\$0		
				6332 CCSP Implementation Grant Total	\$476		
				138 Markham Total	\$3,158,937		
				142 Joaquin Miller	0000 General Purpose-unrestricted	1 - Certificated Salaries	\$1,460,319
						2 - Classified Salaries	\$82,708
						3 - Benefits	\$684,716
						4 - Books & Supplies	\$6,573
						5 - Other Services and Operating Expenditures	\$7,008
						0000 General Purpose-unrestricted Total	\$2,241,324
					0002 Unrestricted Supplemental	1 - Certificated Salaries	\$34,271
						2 - Classified Salaries	\$8,794
						3 - Benefits	\$11,744
						4 - Books & Supplies	\$28,503
						5 - Other Services and Operating Expenditures	\$11,517
						0002 Unrestricted Supplemental Total	\$94,829
					0004 Central Concentration	2 - Classified Salaries	\$8,232
						3 - Benefits	\$3,751
						0004 Central Concentration Total	\$11,983
					3212 ESSER II	1 - Certificated Salaries	\$115,847
						3 - Benefits	\$43,123
						5 - Other Services and Operating Expenditures	\$0
						3212 ESSER II Total	\$158,970
					3213 ESSER III	1 - Certificated Salaries	\$38,085
						3 - Benefits	\$13,292
						5 - Other Services and Operating Expenditures	\$66,917
						3213 ESSER III Total	\$118,294
					3310 Se-idea Basic Grant PI94-142	2 - Classified Salaries	\$207,091
						3 - Benefits	\$127,549
						3310 Se-idea Basic Grant PI94-142 Total	\$334,640
					6500 Special Education	1 - Certificated Salaries	\$241,233
						3 - Benefits	\$114,034
						6500 Special Education Total	\$355,267
					9011 Donations	4 - Books & Supplies	\$0
						9011 Donations Total	\$0
					9334 Measure G, Parcel Tax	1 - Certificated Salaries	\$72,859
						3 - Benefits	\$43,431
						4 - Books & Supplies	\$16,399
						6 - Capital Outlay	\$8,512
						9334 Measure G, Parcel Tax Total	\$141,201
					9337 PTA LOCAL SCHOOLS	4 - Books & Supplies	\$0
						9337 PTA LOCAL SCHOOLS Total	\$0
					6266 Educator Effectiveness	4 - Books & Supplies	\$0
						6266 Educator Effectiveness Total	\$0
					142 Joaquin Miller Total		\$3,456,509

OUSD Budget Summary - 2022-23 UnAudited Actuals
Data by Fund, Division Type, Site, Resource & Object Classification

Sum of Expenditure	Site Type	Site Code	Resource Code	Classification	Total
01 General Fund	Elementary School	143 Montclair	0000 General Purpose-unrestricted	1 - Certificated Salaries	\$1,895,138
				2 - Classified Salaries	\$86,993
				3 - Benefits	\$938,525
				4 - Books & Supplies	\$22,744
				5 - Other Services and Operating Expenditures	\$5,254
			0000 General Purpose-unrestricted Total		\$2,948,654
			0002 Unrestricted Supplemental	1 - Certificated Salaries	\$40,881
				2 - Classified Salaries	\$1,355
				3 - Benefits	\$18,947
				4 - Books & Supplies	\$5,769
				5 - Other Services and Operating Expenditures	\$3,125
			0002 Unrestricted Supplemental Total		\$70,077
			0004 Central Concentration	2 - Classified Salaries	\$14,619
				3 - Benefits	\$5,042
			0004 Central Concentration Total		\$19,661
			3212 ESSER II	1 - Certificated Salaries	\$37,913
				3 - Benefits	\$16,859
			3212 ESSER II Total		\$54,772
			3213 ESSER III	1 - Certificated Salaries	\$25,000
				2 - Classified Salaries	\$16,312
				3 - Benefits	\$4,600
			3213 ESSER III Total		\$45,912
			3310 Se-idea Basic Grant PI94-142	2 - Classified Salaries	\$0
				3 - Benefits	\$0
			3310 Se-idea Basic Grant PI94-142 Total		\$0
			6500 Special Education	1 - Certificated Salaries	\$267,722
				2 - Classified Salaries	\$223,014
				3 - Benefits	\$254,768
			6500 Special Education Total		\$745,504
			7426 Expanded Learning Opp Para	2 - Classified Salaries	\$10,020
				3 - Benefits	\$3,124
			7426 Expanded Learning Opp Para Total		\$13,144
			9334 Measure G, Parcel Tax	1 - Certificated Salaries	\$77,993
				3 - Benefits	\$50,017
				4 - Books & Supplies	\$20,491
				5 - Other Services and Operating Expenditures	\$1,899
			9334 Measure G, Parcel Tax Total		\$150,401
			9337 PTA LOCAL SCHOOLS	1 - Certificated Salaries	\$37,913
				2 - Classified Salaries	\$65,009
				3 - Benefits	\$75,167
				4 - Books & Supplies	\$0
			9337 PTA LOCAL SCHOOLS Total		\$178,089
			6266 Educator Effectiveness	4 - Books & Supplies	\$0
				5 - Other Services and Operating Expenditures	\$15,000
			6266 Educator Effectiveness Total		\$15,000
			7425 Expanded Learning Opp Prop98	1 - Certificated Salaries	\$0
				2 - Classified Salaries	\$18,822
				3 - Benefits	\$4,401
			7425 Expanded Learning Opp Prop98 Total		\$23,223
			3218 ELO ESSER III St Resv Emergncy	1 - Certificated Salaries	\$37,333
				3 - Benefits	\$20,581
			3218 ELO ESSER III St Resv Emergncy Total		\$57,914
			3219 ELO ESSER III St Resv LL	2 - Classified Salaries	\$84,405
				3 - Benefits	\$38,288
			3219 ELO ESSER III St Resv LL Total		\$122,693
		143 Montclair Total			\$4,445,044
		144 Parker	3213 ESSER III	2 - Classified Salaries	\$6,463

OUSD Budget Summary - 2022-23 UnAudited Actuals
Data by Fund, Division Type, Site, Resource & Object Classification

Sum of Expenditure	Site Type	Site Code	Resource Code	Classification	Total
01 General Fund	Elementary School	144 Parker	3213 ESSER III	3 - Benefits	\$759
			3213 ESSER III Total		\$7,222
			9011 Donations	4 - Books & Supplies	\$0
			9011 Donations Total		\$0
		144 Parker Total			\$7,222
		145 Peralta	0000 General Purpose-unrestricted	1 - Certificated Salaries	\$1,239,515
				2 - Classified Salaries	\$77,716
				3 - Benefits	\$642,449
				4 - Books & Supplies	\$11,144
				5 - Other Services and Operating Expenditures	\$1,748
			0000 General Purpose-unrestricted Total		\$1,972,572
			0002 Unrestricted Supplemental	1 - Certificated Salaries	\$7,100
				2 - Classified Salaries	\$8,395
				3 - Benefits	\$10,983
				4 - Books & Supplies	\$9,766
				5 - Other Services and Operating Expenditures	\$23,000
			0002 Unrestricted Supplemental Total		\$59,244
			3212 ESSER II	1 - Certificated Salaries	\$5,260
				3 - Benefits	\$2,777
			3212 ESSER II Total		\$8,037
			3213 ESSER III	1 - Certificated Salaries	\$73,975
				2 - Classified Salaries	\$8,558
				3 - Benefits	\$32,132
			3213 ESSER III Total		\$114,664
			6010 After School Learning&safehood	5 - Other Services and Operating Expenditures	\$104,649
			6010 After School Learning&safehood Total		\$104,649
			6500 Special Education	1 - Certificated Salaries	\$63,546
				2 - Classified Salaries	\$44,366
				3 - Benefits	\$90,329
			6500 Special Education Total		\$198,241
			9011 Donations	1 - Certificated Salaries	\$0
				3 - Benefits	\$0
			9011 Donations Total		\$0
			9334 Measure G, Parcel Tax	1 - Certificated Salaries	\$49,702
				3 - Benefits	\$36,848
				4 - Books & Supplies	\$24,944
				5 - Other Services and Operating Expenditures	\$8,701
			9334 Measure G, Parcel Tax Total		\$120,195
			9337 PTA LOCAL SCHOOLS	1 - Certificated Salaries	\$20,650
				3 - Benefits	\$4,733
			9337 PTA LOCAL SCHOOLS Total		\$25,383
			6266 Educator Effectiveness	1 - Certificated Salaries	\$2,156
				3 - Benefits	\$531
				4 - Books & Supplies	\$1,891
				5 - Other Services and Operating Expenditures	\$0
			6266 Educator Effectiveness Total		\$4,578
			3226 After School Educ & Safety	5 - Other Services and Operating Expenditures	\$22,898
			3226 After School Educ & Safety Total		\$22,898
		145 Peralta Total			\$2,630,461
		146 Piedmont Avenue	0000 General Purpose-unrestricted	1 - Certificated Salaries	\$1,221,182
				2 - Classified Salaries	\$70,652
				3 - Benefits	\$633,656
				4 - Books & Supplies	\$11,805
				5 - Other Services and Operating Expenditures	\$1,816
			0000 General Purpose-unrestricted Total		\$1,939,112
			0002 Unrestricted Supplemental	1 - Certificated Salaries	\$52,603
				3 - Benefits	\$28,694

OUSD Budget Summary - 2022-23 UnAudited Actuals
Data by Fund, Division Type, Site, Resource & Object Classification

Sum of Expenditure	Site Type	Site Code	Resource Code	Classification	Total
01 General Fund	Elementary School	146 Piedmont Avenue	0002 Unrestricted Supplemental	4 - Books & Supplies	\$29,482
				5 - Other Services and Operating Expenditures	\$53,282
			0002 Unrestricted Supplemental Total		\$164,061
			0004 Central Concentration	2 - Classified Salaries	\$0
				3 - Benefits	\$0
			0004 Central Concentration Total		\$0
			3010 Title I-Basic Grant Low Income	1 - Certificated Salaries	\$54,786
				3 - Benefits	\$29,550
				4 - Books & Supplies	\$2,446
				5 - Other Services and Operating Expenditures	\$9,616
			3010 Title I-Basic Grant Low Income Total		\$96,398
			3212 ESSER II	1 - Certificated Salaries	\$132,486
				3 - Benefits	\$51,927
			3212 ESSER II Total		\$184,412
			3213 ESSER III	1 - Certificated Salaries	\$19,000
				2 - Classified Salaries	\$31,751
				3 - Benefits	\$5,300
			3213 ESSER III Total		\$56,051
			3216 ELO Esser II St Reserve	1 - Certificated Salaries	\$81,453
				2 - Classified Salaries	\$7,329
				3 - Benefits	\$33,639
			3216 ELO Esser II St Reserve Total		\$122,421
			4127 Title 4-Student Support	4 - Books & Supplies	\$4,251
			4127 Title 4-Student Support Total		\$4,251
			6010 After School Learning&safehood	4 - Books & Supplies	\$13,638
				5 - Other Services and Operating Expenditures	\$120,184
			6010 After School Learning&safehood Total		\$133,822
			6500 Special Education	1 - Certificated Salaries	\$289,475
				2 - Classified Salaries	\$282,275
				3 - Benefits	\$318,513
			6500 Special Education Total		\$890,263
			7426 Expanded Learning Opp Para	2 - Classified Salaries	\$27,261
				3 - Benefits	\$19,247
			7426 Expanded Learning Opp Para Total		\$46,509
			9011 Donations	4 - Books & Supplies	\$0
			9011 Donations Total		\$0
			9225 Kaiser Health&wellness W/ebcf	1 - Certificated Salaries	\$58,156
				3 - Benefits	\$32,055
			9225 Kaiser Health&wellness W/ebcf Total		\$90,211
			9236 Kenneth Rainin Foundation	2 - Classified Salaries	\$11,255
				3 - Benefits	\$7,640
			9236 Kenneth Rainin Foundation Total		\$18,896
			9334 Measure G, Parcel Tax	1 - Certificated Salaries	\$69,309
				3 - Benefits	\$38,348
			9334 Measure G, Parcel Tax Total		\$107,657
			6266 Educator Effectiveness	1 - Certificated Salaries	\$0
				3 - Benefits	\$0
				4 - Books & Supplies	\$0
				5 - Other Services and Operating Expenditures	\$0
			6266 Educator Effectiveness Total		\$0
			7425 Expanded Learning Opp Prop98	1 - Certificated Salaries	\$8,637
				3 - Benefits	\$2,128
			7425 Expanded Learning Opp Prop98 Total		\$10,765
			3226 After School Educ & Safety	5 - Other Services and Operating Expenditures	\$0
			3226 After School Educ & Safety Total		\$0
		146 Piedmont Avenue Total			\$3,864,828
		148 Redwood Heights	0000 General Purpose-unrestricted	1 - Certificated Salaries	\$1,252,073

OUSD Budget Summary - 2022-23 UnAudited Actuals
Data by Fund, Division Type, Site, Resource & Object Classification

Sum of Expenditure	Site Type	Site Code	Resource Code	Classification	Total
01 General Fund	Elementary School	148 Redwood Heights	0000 General Purpose-unrestricted	2 - Classified Salaries	\$71,269
				3 - Benefits	\$638,260
				4 - Books & Supplies	\$11,753
				5 - Other Services and Operating Expenditures	\$1,869
			0000 General Purpose-unrestricted Total		\$1,975,224
			0002 Unrestricted Supplemental	1 - Certificated Salaries	\$15,855
				3 - Benefits	\$8,727
				4 - Books & Supplies	\$26,604
				6 - Capital Outlay	\$15,228
			0002 Unrestricted Supplemental Total		\$66,414
			3212 ESSER II	1 - Certificated Salaries	\$107,956
				3 - Benefits	\$55,468
			3212 ESSER II Total		\$163,424
			3213 ESSER III	1 - Certificated Salaries	\$17,000
				2 - Classified Salaries	\$11,205
				3 - Benefits	\$3,165
				5 - Other Services and Operating Expenditures	\$25,000
			3213 ESSER III Total		\$56,370
			3310 Se-idea Basic Grant PI94-142	2 - Classified Salaries	\$98,292
				3 - Benefits	\$107,277
			3310 Se-idea Basic Grant PI94-142 Total		\$205,569
			6500 Special Education	1 - Certificated Salaries	\$240,247
				2 - Classified Salaries	\$92,013
				3 - Benefits	\$179,523
			6500 Special Education Total		\$511,783
			9011 Donations	1 - Certificated Salaries	\$3,003
				3 - Benefits	\$740
				4 - Books & Supplies	\$0
			9011 Donations Total		\$3,743
			9182 Rodgers Family Foundation	1 - Certificated Salaries	\$1,040
				3 - Benefits	\$256
			9182 Rodgers Family Foundation Total		\$1,296
			9334 Measure G, Parcel Tax	1 - Certificated Salaries	\$74,611
				3 - Benefits	\$41,067
				4 - Books & Supplies	\$18,154
				5 - Other Services and Operating Expenditures	\$3,828
			9334 Measure G, Parcel Tax Total		\$137,660
			9337 PTA LOCAL SCHOOLS	1 - Certificated Salaries	\$65,332
				3 - Benefits	\$24,552
				4 - Books & Supplies	\$0
			9337 PTA LOCAL SCHOOLS Total		\$89,884
			6266 Educator Effectiveness	1 - Certificated Salaries	\$13,860
				3 - Benefits	\$3,415
				4 - Books & Supplies	\$0
			6266 Educator Effectiveness Total		\$17,275
			7425 Expanded Learning Opp Prop98	2 - Classified Salaries	\$9,296
				3 - Benefits	\$5,562
			7425 Expanded Learning Opp Prop98 Total		\$14,857
			3219 ELO ESSER III St Resv LL	2 - Classified Salaries	\$82,606
				3 - Benefits	\$27,373
			3219 ELO ESSER III St Resv LL Total		\$109,979
		148 Redwood Heights Total			\$3,353,479
		151 Sequoia	0000 General Purpose-unrestricted	1 - Certificated Salaries	\$1,615,890
				2 - Classified Salaries	\$102,998
				3 - Benefits	\$785,969
				4 - Books & Supplies	\$16,358
				5 - Other Services and Operating Expenditures	\$2,818

OUSD Budget Summary - 2022-23 UnAudited Actuals
Data by Fund, Division Type, Site, Resource & Object Classification

Sum of Expenditure	Site Type	Site Code	Resource Code	Classification	Total
01 General Fund	Elementary School	151 Sequoia	0000 General Purpose-unrestricted Total		\$2,524,034
			0002 Unrestricted Supplemental	1 - Certificated Salaries	\$76,954
				3 - Benefits	\$43,001
				4 - Books & Supplies	\$0
				5 - Other Services and Operating Expenditures	\$0
			0002 Unrestricted Supplemental Total		\$119,955
			0004 Central Concentration	2 - Classified Salaries	\$8,243
				3 - Benefits	\$7,224
			0004 Central Concentration Total		\$15,466
			3010 Title I-Basic Grant Low Income	1 - Certificated Salaries	\$53,428
				3 - Benefits	\$19,811
				4 - Books & Supplies	\$0
			3010 Title I-Basic Grant Low Income Total		\$73,239
			3212 ESSER II	1 - Certificated Salaries	\$145,376
				3 - Benefits	\$76,568
			3212 ESSER II Total		\$221,944
			3213 ESSER III	1 - Certificated Salaries	\$20,000
				2 - Classified Salaries	\$15,595
				3 - Benefits	\$4,102
			3213 ESSER III Total		\$39,697
			6010 After School Learning&safehood	5 - Other Services and Operating Expenditures	\$94,003
			6010 After School Learning&safehood Total		\$94,003
			6500 Special Education	1 - Certificated Salaries	\$205,501
				2 - Classified Salaries	\$114,615
				3 - Benefits	\$211,414
			6500 Special Education Total		\$531,530
			9011 Donations	4 - Books & Supplies	\$0
			9011 Donations Total		\$0
			9334 Measure G, Parcel Tax	1 - Certificated Salaries	\$93,567
				3 - Benefits	\$33,501
				4 - Books & Supplies	\$17,764
				6 - Capital Outlay	\$6,064
			9334 Measure G, Parcel Tax Total		\$150,897
			9337 PTA LOCAL SCHOOLS	4 - Books & Supplies	\$0
				6 - Capital Outlay	\$21,650
			9337 PTA LOCAL SCHOOLS Total		\$21,650
			6266 Educator Effectiveness	1 - Certificated Salaries	\$166
				3 - Benefits	\$63
				4 - Books & Supplies	\$0
			6266 Educator Effectiveness Total		\$228
			7425 Expanded Learning Opp Prop98	1 - Certificated Salaries	\$21,145
				3 - Benefits	\$8,300
			7425 Expanded Learning Opp Prop98 Total		\$29,444
			3226 After School Educ & Safety	5 - Other Services and Operating Expenditures	\$38,401
			3226 After School Educ & Safety Total		\$38,401
			3218 ELO ESSER III St Resv Emergency	1 - Certificated Salaries	\$50,835
				3 - Benefits	\$19,696
			3218 ELO ESSER III St Resv Emergency Total		\$70,531
		151 Sequoia Total			\$3,931,019
		154 Madison Lower	0000 General Purpose-unrestricted	1 - Certificated Salaries	\$877,251
				2 - Classified Salaries	\$88,333
				3 - Benefits	\$430,593
				4 - Books & Supplies	\$13,380
				5 - Other Services and Operating Expenditures	\$1,839
			0000 General Purpose-unrestricted Total		\$1,411,396
			0002 Unrestricted Supplemental	1 - Certificated Salaries	\$56,348
				2 - Classified Salaries	\$40,869

OUSD Budget Summary - 2022-23 UnAudited Actuals
Data by Fund, Division Type, Site, Resource & Object Classification

Sum of Expenditure	Site Type	Site Code	Resource Code	Classification	Total
01 General Fund	Elementary School	154 Madison Lower	0002 Unrestricted Supplemental	3 - Benefits	\$45,112
				4 - Books & Supplies	\$28,575
				5 - Other Services and Operating Expenditures	\$10,303
			0002 Unrestricted Supplemental Total		\$181,207
			0004 Central Concentration	2 - Classified Salaries	\$42,584
				3 - Benefits	\$23,099
			0004 Central Concentration Total		\$65,683
			3010 Title I-Basic Grant Low Income	1 - Certificated Salaries	\$47,414
				2 - Classified Salaries	\$0
				3 - Benefits	\$22,171
				4 - Books & Supplies	\$3,356
				5 - Other Services and Operating Expenditures	\$0
			3010 Title I-Basic Grant Low Income Total		\$72,941
			3212 ESSER II	2 - Classified Salaries	\$38,146
				3 - Benefits	\$33,818
			3212 ESSER II Total		\$71,964
			3213 ESSER III	1 - Certificated Salaries	\$65,812
				2 - Classified Salaries	\$3,361
				3 - Benefits	\$31,824
			3213 ESSER III Total		\$100,997
			3216 ELO Esser II St Reserve	2 - Classified Salaries	\$5,842
				3 - Benefits	\$2,080
			3216 ELO Esser II St Reserve Total		\$7,922
			4127 Title 4-Student Support	4 - Books & Supplies	\$0
			4127 Title 4-Student Support Total		\$0
			6010 After School Learning&safehood	5 - Other Services and Operating Expenditures	\$111,550
			6010 After School Learning&safehood Total		\$111,550
			6500 Special Education	1 - Certificated Salaries	\$139,680
				2 - Classified Salaries	\$12,706
				3 - Benefits	\$79,512
			6500 Special Education Total		\$231,897
			7426 Expanded Learning Opp Para	2 - Classified Salaries	\$23,596
				3 - Benefits	\$8,564
			7426 Expanded Learning Opp Para Total		\$32,160
			9011 Donations	4 - Books & Supplies	\$0
			9011 Donations Total		\$0
			9059 Philanthropic Ventures Fndn	4 - Books & Supplies	\$0
			9059 Philanthropic Ventures Fndn Total		\$0
			9236 Kenneth Rainin Foundation	2 - Classified Salaries	\$9,062
				3 - Benefits	\$3,236
			9236 Kenneth Rainin Foundation Total		\$12,298
			9334 Measure G, Parcel Tax	1 - Certificated Salaries	\$21,983
				2 - Classified Salaries	\$40,511
				3 - Benefits	\$26,099
				4 - Books & Supplies	\$11,353
			9334 Measure G, Parcel Tax Total		\$99,946
			6266 Educator Effectiveness	4 - Books & Supplies	\$0
				5 - Other Services and Operating Expenditures	\$1,766
			6266 Educator Effectiveness Total		\$1,766
			3226 After School Educ & Safety	5 - Other Services and Operating Expenditures	\$10,101
			3226 After School Educ & Safety Total		\$10,101
			6332 CCSP Implementation Grant	2 - Classified Salaries	\$0
				3 - Benefits	\$0
				4 - Books & Supplies	\$1,881
				5 - Other Services and Operating Expenditures	\$14,583
			6332 CCSP Implementation Grant Total		\$16,465
		154 Madison Lower Total			\$2,428,294

OUSD Budget Summary - 2022-23 UnAudited Actuals
Data by Fund, Division Type, Site, Resource & Object Classification

Sum of Expenditure	Site Type	Site Code	Resource Code	Classification	Total
01 General Fund	Elementary School	157 Thornhill	0000 General Purpose-unrestricted	1 - Certificated Salaries	\$1,455,699
				2 - Classified Salaries	\$65,409
				3 - Benefits	\$750,386
				4 - Books & Supplies	\$855
			0000 General Purpose-unrestricted Total		\$2,272,349
			0002 Unrestricted Supplemental	1 - Certificated Salaries	\$28,673
				3 - Benefits	\$18,757
				4 - Books & Supplies	\$954
			0002 Unrestricted Supplemental Total		\$48,383
			0004 Central Concentration	2 - Classified Salaries	\$0
				3 - Benefits	\$0
			0004 Central Concentration Total		\$0
			3212 ESSER II	1 - Certificated Salaries	\$126,552
				3 - Benefits	\$58,719
			3212 ESSER II Total		\$185,271
			3213 ESSER III	1 - Certificated Salaries	\$71,067
				2 - Classified Salaries	\$11,093
				3 - Benefits	\$24,946
			3213 ESSER III Total		\$107,107
			3216 ELO Esser II St Reserve	2 - Classified Salaries	\$21,074
				3 - Benefits	\$7,401
			3216 ELO Esser II St Reserve Total		\$28,474
			3310 Se-idea Basic Grant PI94-142	2 - Classified Salaries	\$36,295
				3 - Benefits	\$35,996
			3310 Se-idea Basic Grant PI94-142 Total		\$72,291
			6500 Special Education	1 - Certificated Salaries	\$170,145
				2 - Classified Salaries	\$30,036
				3 - Benefits	\$103,953
			6500 Special Education Total		\$304,134
			9011 Donations	1 - Certificated Salaries	\$2,781
				2 - Classified Salaries	\$5,263
				3 - Benefits	\$4,515
				4 - Books & Supplies	\$3,361
				5 - Other Services and Operating Expenditures	\$909
			9011 Donations Total		\$16,829
			9334 Measure G, Parcel Tax	1 - Certificated Salaries	\$0
				3 - Benefits	\$0
				4 - Books & Supplies	\$23,750
			9334 Measure G, Parcel Tax Total		\$23,750
			9337 PTA LOCAL SCHOOLS	1 - Certificated Salaries	\$92,277
				3 - Benefits	\$57,542
				4 - Books & Supplies	\$0
			9337 PTA LOCAL SCHOOLS Total		\$149,818
			6266 Educator Effectiveness	1 - Certificated Salaries	\$260
				3 - Benefits	\$63
				4 - Books & Supplies	\$0
			6266 Educator Effectiveness Total		\$323
			7425 Expanded Learning Opp Prop98	2 - Classified Salaries	\$1,857
				3 - Benefits	\$761
			7425 Expanded Learning Opp Prop98 Total		\$2,618
		157 Thornhill Total			\$3,211,347
		160 Lockwood Steam Acade	0000 General Purpose-unrestricted	1 - Certificated Salaries	\$1,850,976
				2 - Classified Salaries	\$106,559
				3 - Benefits	\$911,753
				4 - Books & Supplies	\$25,132
				5 - Other Services and Operating Expenditures	\$5,777
			0000 General Purpose-unrestricted Total		\$2,900,197

OUSD Budget Summary - 2022-23 UnAudited Actuals
Data by Fund, Division Type, Site, Resource & Object Classification

Sum of Expenditure	Site Type	Site Code	Resource Code	Classification	Total
01 General Fund	Elementary School	160 Lockwood Steam Acad	0002 Unrestricted Supplemental	1 - Certificated Salaries	\$231,351
				2 - Classified Salaries	\$79,960
				3 - Benefits	\$171,567
				4 - Books & Supplies	\$14,605
				5 - Other Services and Operating Expenditures	\$15,850
			0002 Unrestricted Supplemental Total		\$513,332
			0004 Central Concentration	1 - Certificated Salaries	\$152,641
				2 - Classified Salaries	\$44,830
				3 - Benefits	\$84,236
			0004 Central Concentration Total		\$281,707
			3010 Title I-Basic Grant Low Income	1 - Certificated Salaries	\$124,855
				2 - Classified Salaries	\$25,840
				3 - Benefits	\$67,906
				4 - Books & Supplies	\$15,841
				5 - Other Services and Operating Expenditures	\$18,470
				6 - Capital Outlay	\$0
			3010 Title I-Basic Grant Low Income Total		\$252,911
			3212 ESSER II	1 - Certificated Salaries	\$53,053
				3 - Benefits	\$22,948
			3212 ESSER II Total		\$76,001
			3213 ESSER III	1 - Certificated Salaries	\$127,973
				2 - Classified Salaries	\$7,035
				3 - Benefits	\$55,979
			3213 ESSER III Total		\$190,987
			3216 ELO Esser II St Reserve	2 - Classified Salaries	\$10,343
				3 - Benefits	\$3,994
			3216 ELO Esser II St Reserve Total		\$14,336
			4127 Title 4-Student Support	1 - Certificated Salaries	\$8,393
				3 - Benefits	\$2,077
				4 - Books & Supplies	\$6,735
				5 - Other Services and Operating Expenditures	\$5,825
			4127 Title 4-Student Support Total		\$23,030
			6010 After School Learning&safehood	5 - Other Services and Operating Expenditures	\$138,549
			6010 After School Learning&safehood Total		\$138,549
			6500 Special Education	1 - Certificated Salaries	\$228,503
				2 - Classified Salaries	\$175,358
				3 - Benefits	\$210,111
			6500 Special Education Total		\$613,972
			7426 Expanded Learning Opp Para	2 - Classified Salaries	\$89,087
				3 - Benefits	\$26,035
			7426 Expanded Learning Opp Para Total		\$115,121
			7812 Early Literacy Support Block	1 - Certificated Salaries	\$230,978
				3 - Benefits	\$87,552
				4 - Books & Supplies	\$0
				7 - Other Outgo	\$8,537
			7812 Early Literacy Support Block Total		\$327,067
			9011 Donations	4 - Books & Supplies	\$0
			9011 Donations Total		\$0
			9059 Philanthropic Ventures Fndn	4 - Books & Supplies	\$0
			9059 Philanthropic Ventures Fndn Total		\$0
			9197 Chvrn Grp - Prj Lead The Way	4 - Books & Supplies	\$6,439
				5 - Other Services and Operating Expenditures	\$950
			9197 Chvrn Grp - Prj Lead The Way Total		\$7,389
			9236 Kenneth Rainin Foundation	2 - Classified Salaries	\$16,078
				3 - Benefits	\$6,144
			9236 Kenneth Rainin Foundation Total		\$22,222
			9334 Measure G, Parcel Tax	1 - Certificated Salaries	\$57,859

OUSD Budget Summary - 2022-23 UnAudited Actuals
Data by Fund, Division Type, Site, Resource & Object Classification

Sum of Expenditure	Site Type	Site Code	Resource Code	Classification	Total
01 General Fund	Elementary School	160 Lockwood Steam Acad	9334 Measure G, Parcel Tax	2 - Classified Salaries	\$41,270
				3 - Benefits	\$51,760
				4 - Books & Supplies	\$0
			9334 Measure G, Parcel Tax Total		\$150,889
			6266 Educator Effectiveness	1 - Certificated Salaries	\$11,985
				3 - Benefits	\$2,843
				4 - Books & Supplies	\$0
			6266 Educator Effectiveness Total		\$14,828
			7425 Expanded Learning Opp Prop98	1 - Certificated Salaries	\$8,040
				2 - Classified Salaries	\$7,272
				3 - Benefits	\$3,839
			7425 Expanded Learning Opp Prop98 Total		\$19,151
			0006 S&C Carryover	6 - Capital Outlay	\$12,218
			0006 S&C Carryover Total		\$12,218
			3226 After School Educ & Safety	5 - Other Services and Operating Expenditures	\$25,475
			3226 After School Educ & Safety Total		\$25,475
			3219 ELO ESSER III St Resv LL	1 - Certificated Salaries	\$74,966
				3 - Benefits	\$27,481
			3219 ELO ESSER III St Resv LL Total		\$102,447
			6332 CCSPP Implementation Grant	1 - Certificated Salaries	\$36,754
				3 - Benefits	\$13,152
				4 - Books & Supplies	\$304
				5 - Other Services and Operating Expenditures	\$116,834
			6332 CCSPP Implementation Grant Total		\$167,045
		160 Lockwood Steam Academy Total			\$5,968,874
		165 Acorn Woodland K-5	0000 General Purpose-unrestricted	1 - Certificated Salaries	\$990,962
				2 - Classified Salaries	\$89,795
				3 - Benefits	\$463,518
				4 - Books & Supplies	\$11,838
				5 - Other Services and Operating Expenditures	\$1,828
			0000 General Purpose-unrestricted Total		\$1,557,940
			0002 Unrestricted Supplemental	1 - Certificated Salaries	\$115,843
				2 - Classified Salaries	\$18,479
				3 - Benefits	\$67,987
				4 - Books & Supplies	\$15,823
				5 - Other Services and Operating Expenditures	\$5,145
			0002 Unrestricted Supplemental Total		\$223,277
			0004 Central Concentration	1 - Certificated Salaries	\$41,506
				3 - Benefits	\$19,982
			0004 Central Concentration Total		\$61,488
			3010 Title I-Basic Grant Low Income	1 - Certificated Salaries	\$84,146
				2 - Classified Salaries	\$751
				3 - Benefits	\$35,870
				4 - Books & Supplies	\$0
				5 - Other Services and Operating Expenditures	\$0
			3010 Title I-Basic Grant Low Income Total		\$120,766
			3212 ESSER II	1 - Certificated Salaries	\$53,990
				3 - Benefits	\$22,469
				5 - Other Services and Operating Expenditures	\$0
			3212 ESSER II Total		\$76,459
			3213 ESSER III	1 - Certificated Salaries	\$33,448
				2 - Classified Salaries	\$13,245
				3 - Benefits	\$7,631
				5 - Other Services and Operating Expenditures	\$104,402
			3213 ESSER III Total		\$158,726
			3216 ELO Esser II St Reserve	2 - Classified Salaries	\$3,310
				3 - Benefits	\$2,119

OUSD Budget Summary - 2022-23 UnAudited Actuals
Data by Fund, Division Type, Site, Resource & Object Classification

Sum of Expenditure	Site Type	Site Code	Resource Code	Classification	Total
01 General Fund	Elementary School	165 Acorn Woodland K-5	3216 ELO Esser II St Reserve Total		\$5,429
			3310 Se-idea Basic Grant PI94-142	2 - Classified Salaries	\$0
				3 - Benefits	\$0
			3310 Se-idea Basic Grant PI94-142 Total		\$0
			4127 Title 4-Student Support	4 - Books & Supplies	\$0
				5 - Other Services and Operating Expenditures	\$4,258
			4127 Title 4-Student Support Total		\$4,258
			6010 After School Learning&safhood	2 - Classified Salaries	\$1,230
				3 - Benefits	\$249
				5 - Other Services and Operating Expenditures	\$74,192
			6010 After School Learning&safhood Total		\$75,671
			6500 Special Education	1 - Certificated Salaries	\$219,470
				2 - Classified Salaries	\$80,085
				3 - Benefits	\$176,441
			6500 Special Education Total		\$475,996
			7426 Expanded Learning Opp Para	2 - Classified Salaries	\$16,565
				3 - Benefits	\$12,897
			7426 Expanded Learning Opp Para Total		\$29,462
			9236 Kenneth Rainin Foundation	2 - Classified Salaries	\$5,322
				3 - Benefits	\$3,627
			9236 Kenneth Rainin Foundation Total		\$8,949
			9305 Educate 78 -asp.pri.prg.	4 - Books & Supplies	\$0
			9305 Educate 78 -asp.pri.prg. Total		\$0
			9334 Measure G, Parcel Tax	1 - Certificated Salaries	\$24,721
				3 - Benefits	\$10,282
			9334 Measure G, Parcel Tax Total		\$35,002
			6266 Educator Effectiveness	4 - Books & Supplies	\$0
				5 - Other Services and Operating Expenditures	\$2,574
			6266 Educator Effectiveness Total		\$2,574
			7425 Expanded Learning Opp Prop98	2 - Classified Salaries	\$14,072
				3 - Benefits	\$5,233
			7425 Expanded Learning Opp Prop98 Total		\$19,305
			0006 S&C Carryover	6 - Capital Outlay	\$4,684
			0006 S&C Carryover Total		\$4,684
			3226 After School Educ & Safety	5 - Other Services and Operating Expenditures	\$50,534
			3226 After School Educ & Safety Total		\$50,534
			6332 CCSPP Implementation Grant	1 - Certificated Salaries	\$1,983
				2 - Classified Salaries	\$65,108
				3 - Benefits	\$32,179
				4 - Books & Supplies	\$2,645
				5 - Other Services and Operating Expenditures	\$24,992
			6332 CCSPP Implementation Grant Total		\$126,907
		165 Acorn Woodland K-5 Total			\$3,037,428
		170 Hoover	0000 General Purpose-unrestricted	1 - Certificated Salaries	\$925,091
				2 - Classified Salaries	\$87,265
				3 - Benefits	\$474,517
				4 - Books & Supplies	\$4,072
				5 - Other Services and Operating Expenditures	\$1,570
			0000 General Purpose-unrestricted Total		\$1,492,515
			0002 Unrestricted Supplemental	1 - Certificated Salaries	\$39,772
				2 - Classified Salaries	\$41,813
				3 - Benefits	\$46,497
				4 - Books & Supplies	\$15,317
				5 - Other Services and Operating Expenditures	\$47,419
			0002 Unrestricted Supplemental Total		\$190,817
			0004 Central Concentration	2 - Classified Salaries	\$24,374
				3 - Benefits	\$14,806

OUSD Budget Summary - 2022-23 UnAudited Actuals
Data by Fund, Division Type, Site, Resource & Object Classification

Sum of Expenditure	Site Type	Site Code	Resource Code	Classification	Total
01 General Fund	Elementary School	170 Hoover	0004 Central Concentration Total		\$39,180
			3010 Title I-Basic Grant Low Income	1 - Certificated Salaries	\$53,614
				3 - Benefits	\$22,806
				4 - Books & Supplies	\$5,738
				5 - Other Services and Operating Expenditures	\$20,870
			3010 Title I-Basic Grant Low Income Total		\$103,028
			3212 ESSER II	1 - Certificated Salaries	\$83,545
				3 - Benefits	\$20,561
			3212 ESSER II Total		\$104,107
			3213 ESSER III	1 - Certificated Salaries	\$58,938
				2 - Classified Salaries	\$10,146
				3 - Benefits	\$13,570
				5 - Other Services and Operating Expenditures	\$0
				6 - Capital Outlay	\$0
			3213 ESSER III Total		\$82,653
			3216 ELO Esser II St Reserve	2 - Classified Salaries	\$4,426
				3 - Benefits	\$1,426
			3216 ELO Esser II St Reserve Total		\$5,852
			4124 T Iv 21st Century Com Learning	4 - Books & Supplies	\$0
				5 - Other Services and Operating Expenditures	\$8,773
			4124 T Iv 21st Century Com Learning Total		\$8,773
			4127 Title 4-Student Support	1 - Certificated Salaries	\$2,041
				3 - Benefits	\$505
				4 - Books & Supplies	\$508
				5 - Other Services and Operating Expenditures	\$6,599
			4127 Title 4-Student Support Total		\$9,652
			6010 After School Learning&safehood	1 - Certificated Salaries	\$1,848
				3 - Benefits	\$455
				5 - Other Services and Operating Expenditures	\$110,525
			6010 After School Learning&safehood Total		\$112,828
			6500 Special Education	1 - Certificated Salaries	\$78,918
				2 - Classified Salaries	\$28,723
				3 - Benefits	\$51,832
			6500 Special Education Total		\$159,472
			7426 Expanded Learning Opp Para	2 - Classified Salaries	\$17,374
				3 - Benefits	\$5,507
			7426 Expanded Learning Opp Para Total		\$22,881
			7812 Early Literacy Support Block	1 - Certificated Salaries	\$96,509
				3 - Benefits	\$43,838
				4 - Books & Supplies	\$9,386
				7 - Other Outgo	\$4,013
			7812 Early Literacy Support Block Total		\$153,745
			9011 Donations	2 - Classified Salaries	\$214
				3 - Benefits	\$81
				4 - Books & Supplies	\$4,082
			9011 Donations Total		\$4,378
			9197 Chvrn Grp - Prj Lead The Way	4 - Books & Supplies	\$0
				5 - Other Services and Operating Expenditures	\$1,450
			9197 Chvrn Grp - Prj Lead The Way Total		\$1,450
			9236 Kenneth Rainin Foundation	2 - Classified Salaries	\$6,836
				3 - Benefits	\$2,197
			9236 Kenneth Rainin Foundation Total		\$9,032
			9334 Measure G, Parcel Tax	1 - Certificated Salaries	\$30,734
				2 - Classified Salaries	\$22,950
				3 - Benefits	\$24,092
				4 - Books & Supplies	\$32,274
				5 - Other Services and Operating Expenditures	\$22,500

OUSD Budget Summary - 2022-23 UnAudited Actuals
Data by Fund, Division Type, Site, Resource & Object Classification

Sum of Expenditure	Site Type	Site Code	Resource Code	Classification	Total
01 General Fund	Elementary School	170 Hoover	9334 Measure G, Parcel Tax Total		\$132,550
			6266 Educator Effectiveness	1 - Certificated Salaries	\$5,332
				3 - Benefits	\$1,314
				4 - Books & Supplies	\$0
			6266 Educator Effectiveness Total		\$6,646
			7425 Expanded Learning Opp Prop98	2 - Classified Salaries	\$8,452
				3 - Benefits	\$3,086
			7425 Expanded Learning Opp Prop98 Total		\$11,538
			0006 S&C Carryover	6 - Capital Outlay	\$112,812
			0006 S&C Carryover Total		\$112,812
			3226 After School Educ & Safety	5 - Other Services and Operating Expenditures	\$31,688
			3226 After School Educ & Safety Total		\$31,688
			3219 ELO ESSER III St Resv LL	2 - Classified Salaries	\$78,756
				3 - Benefits	\$29,120
			3219 ELO ESSER III St Resv LL Total		\$107,876
			6332 CCSPP Implementation Grant	1 - Certificated Salaries	\$770
				2 - Classified Salaries	\$17,751
				3 - Benefits	\$5,312
				4 - Books & Supplies	\$4,354
				5 - Other Services and Operating Expenditures	\$47,710
			6332 CCSPP Implementation Grant Total		\$75,897
		170 Hoover Total			\$2,979,371
		172 Fred T Korematsu Disc	0000 General Purpose-unrestricted	1 - Certificated Salaries	\$775,096
				2 - Classified Salaries	\$87,260
				3 - Benefits	\$380,555
				4 - Books & Supplies	\$8,744
				5 - Other Services and Operating Expenditures	\$2,822
			0000 General Purpose-unrestricted Total		\$1,254,477
			0002 Unrestricted Supplemental	1 - Certificated Salaries	\$28,020
				2 - Classified Salaries	\$40,049
				3 - Benefits	\$29,699
				4 - Books & Supplies	\$16,501
				5 - Other Services and Operating Expenditures	\$27,686
			0002 Unrestricted Supplemental Total		\$141,955
			0004 Central Concentration	2 - Classified Salaries	\$45,162
				3 - Benefits	\$19,925
			0004 Central Concentration Total		\$65,087
			3010 Title I-Basic Grant Low Income	1 - Certificated Salaries	\$28,020
				2 - Classified Salaries	\$10,627
				3 - Benefits	\$13,752
				4 - Books & Supplies	\$1,210
				5 - Other Services and Operating Expenditures	\$16,298
			3010 Title I-Basic Grant Low Income Total		\$69,908
			3212 ESSER II	1 - Certificated Salaries	\$183,824
				3 - Benefits	\$93,293
			3212 ESSER II Total		\$277,117
			3213 ESSER III	1 - Certificated Salaries	\$11,000
				2 - Classified Salaries	\$3,652
				3 - Benefits	\$1,327
			3213 ESSER III Total		\$15,979
			3216 ELO Esser II St Reserve	2 - Classified Salaries	\$1,256
				3 - Benefits	\$466
			3216 ELO Esser II St Reserve Total		\$1,723
			4127 Title 4-Student Support	4 - Books & Supplies	\$4,588
			4127 Title 4-Student Support Total		\$4,588
			6010 After School Learning&safehood	5 - Other Services and Operating Expenditures	\$109,154
			6010 After School Learning&safehood Total		\$109,154

OUSD Budget Summary - 2022-23 UnAudited Actuals
Data by Fund, Division Type, Site, Resource & Object Classification

Sum of Expenditure							
Fund	Site Type	Site Code	Resource Code	Classification	Total		
01 General Fund	Elementary School	172 Fred T Korematsu Disc	6500 Special Education	1 - Certificated Salaries	\$136,309		
				2 - Classified Salaries	\$74,016		
				3 - Benefits	\$129,610		
			6500 Special Education Total		\$339,935		
			7426 Expanded Learning Opp Para	2 - Classified Salaries	\$19,519		
				3 - Benefits	\$7,243		
			7426 Expanded Learning Opp Para Total		\$26,762		
			9011 Donations	4 - Books & Supplies	\$0		
			9011 Donations Total		\$0		
			9059 Philanthropic Ventures Fndn	4 - Books & Supplies	\$0		
			9059 Philanthropic Ventures Fndn Total		\$0		
			9236 Kenneth Rainin Foundation	2 - Classified Salaries	\$2,119		
				3 - Benefits	\$786		
			9236 Kenneth Rainin Foundation Total		\$2,905		
			9273 Light Awrds Grnt(intrepid)	4 - Books & Supplies	\$0		
				5 - Other Services and Operating Expenditures	\$0		
			9273 Light Awrds Grnt(intrepid) Total		\$0		
			9334 Measure G, Parcel Tax	1 - Certificated Salaries	\$24,322		
				2 - Classified Salaries	\$17,424		
				3 - Benefits	\$12,264		
				4 - Books & Supplies	\$12,834		
				5 - Other Services and Operating Expenditures	\$0		
			9334 Measure G, Parcel Tax Total		\$66,845		
			6266 Educator Effectiveness	4 - Books & Supplies	\$0		
			6266 Educator Effectiveness Total		\$0		
			3226 After School Educ & Safety	5 - Other Services and Operating Expenditures	\$21,518		
			3226 After School Educ & Safety Total		\$21,518		
			6332 CCSPP Implementation Grant	5 - Other Services and Operating Expenditures	\$20,251		
			6332 CCSPP Implementation Grant Total		\$20,251		
				172 Fred T Korematsu Discovery Ac Total	\$2,418,203		
				175 Manzanita Seed	0000 General Purpose-unrestricted	1 - Certificated Salaries	\$1,408,708
						2 - Classified Salaries	\$109,150
						3 - Benefits	\$677,667
						4 - Books & Supplies	\$12,074
						5 - Other Services and Operating Expenditures	\$1,793
				0000 General Purpose-unrestricted Total			\$2,209,393
				0002 Unrestricted Supplemental	1 - Certificated Salaries	\$101,237	
					2 - Classified Salaries	\$45,506	
					3 - Benefits	\$63,484	
					4 - Books & Supplies	\$0	
					5 - Other Services and Operating Expenditures	\$10,000	
				0002 Unrestricted Supplemental Total			\$220,228
				0004 Central Concentration	2 - Classified Salaries	\$39,117	
					3 - Benefits	\$26,698	
				0004 Central Concentration Total			\$65,814
				3010 Title I-Basic Grant Low Income	1 - Certificated Salaries	\$15,660	
					2 - Classified Salaries	\$80,942	
					3 - Benefits	\$27,342	
					5 - Other Services and Operating Expenditures	\$2,414	
				3010 Title I-Basic Grant Low Income Total			\$126,358
	3212 ESSER II	1 - Certificated Salaries	\$54,618				
		3 - Benefits	\$13,442				
	3212 ESSER II Total			\$68,060			
	3213 ESSER III	1 - Certificated Salaries	\$20,000				
		2 - Classified Salaries	\$7,498				
		3 - Benefits	\$3,011				
	3213 ESSER III Total			\$30,508			

OUSD Budget Summary - 2022-23 UnAudited Actuals
Data by Fund, Division Type, Site, Resource & Object Classification

Sum of Expenditure	Site Type	Site Code	Resource Code	Classification	Total
01 General Fund	Elementary School	175 Manzanita Seed	3216 ELO Esser II St Reserve	2 - Classified Salaries	\$40,250
				3 - Benefits	\$26,515
			3216 ELO Esser II St Reserve Total		\$66,765
			4127 Title 4-Student Support	5 - Other Services and Operating Expenditures	\$6,149
			4127 Title 4-Student Support Total		\$6,149
			6010 After School Learning&safehood	5 - Other Services and Operating Expenditures	\$110,483
			6010 After School Learning&safehood Total		\$110,483
			6500 Special Education	1 - Certificated Salaries	\$280,305
				2 - Classified Salaries	\$66,970
				3 - Benefits	\$204,243
			6500 Special Education Total		\$551,518
			7426 Expanded Learning Opp Para	2 - Classified Salaries	\$22,695
				3 - Benefits	\$8,567
			7426 Expanded Learning Opp Para Total		\$31,262
			9011 Donations	5 - Other Services and Operating Expenditures	\$5,342
			9011 Donations Total		\$5,342
			9236 Kenneth Rainin Foundation	2 - Classified Salaries	\$8,216
				3 - Benefits	\$3,226
			9236 Kenneth Rainin Foundation Total		\$11,442
			9334 Measure G, Parcel Tax	1 - Certificated Salaries	\$85,288
				2 - Classified Salaries	\$21,418
				3 - Benefits	\$48,484
				4 - Books & Supplies	\$7,517
			9334 Measure G, Parcel Tax Total		\$162,707
			9337 PTA LOCAL SCHOOLS	4 - Books & Supplies	\$0
				5 - Other Services and Operating Expenditures	\$2,245
			9337 PTA LOCAL SCHOOLS Total		\$2,245
			6266 Educator Effectiveness	1 - Certificated Salaries	\$3,407
				3 - Benefits	\$840
				4 - Books & Supplies	\$0
			6266 Educator Effectiveness Total		\$4,247
			7425 Expanded Learning Opp Prop98	2 - Classified Salaries	\$3,931
				3 - Benefits	\$2,235
			7425 Expanded Learning Opp Prop98 Total		\$6,166
			3226 After School Educ & Safety	5 - Other Services and Operating Expenditures	\$0
			3226 After School Educ & Safety Total		\$0
		175 Manzanita Seed Total			\$3,678,688
		177 Esperanza Academy	0000 General Purpose-unrestricted	1 - Certificated Salaries	\$1,452,980
				2 - Classified Salaries	\$86,824
				3 - Benefits	\$608,409
				4 - Books & Supplies	\$22,194
				5 - Other Services and Operating Expenditures	\$1,643
			0000 General Purpose-unrestricted Total		\$2,172,050
			0002 Unrestricted Supplemental	1 - Certificated Salaries	\$135,686
				2 - Classified Salaries	\$24,574
				3 - Benefits	\$67,307
				4 - Books & Supplies	\$22,985
				5 - Other Services and Operating Expenditures	\$7,948
			0002 Unrestricted Supplemental Total		\$258,499
			0004 Central Concentration	1 - Certificated Salaries	\$61,388
				3 - Benefits	\$43,062
			0004 Central Concentration Total		\$104,450
			3010 Title I-Basic Grant Low Income	1 - Certificated Salaries	\$89,823
				2 - Classified Salaries	\$14,745
				3 - Benefits	\$50,939
				4 - Books & Supplies	\$2,864
				5 - Other Services and Operating Expenditures	\$150

OUSD Budget Summary - 2022-23 UnAudited Actuals
Data by Fund, Division Type, Site, Resource & Object Classification

Sum of Expenditure	Site Type	Site Code	Resource Code	Classification	Total
01 General Fund	Elementary School	177 Esperanza Academy	3010 Title I-Basic Grant Low Income Total		\$158,521
			3212 ESSER II	1 - Certificated Salaries	\$60,165
				3 - Benefits	\$22,311
			3212 ESSER II Total		\$82,476
			3213 ESSER III	1 - Certificated Salaries	\$15,000
				2 - Classified Salaries	\$7,583
				3 - Benefits	\$2,352
			3213 ESSER III Total		\$24,935
			3216 ELO Esser II St Reserve	2 - Classified Salaries	\$5,844
				3 - Benefits	\$1,159
			3216 ELO Esser II St Reserve Total		\$7,003
			4127 Title 4-Student Support	4 - Books & Supplies	\$5,132
				5 - Other Services and Operating Expenditures	\$9,357
			4127 Title 4-Student Support Total		\$14,490
			6010 After School Learning&safhood	5 - Other Services and Operating Expenditures	\$96,306
			6010 After School Learning&safhood Total		\$96,306
			6500 Special Education	1 - Certificated Salaries	\$120,800
				2 - Classified Salaries	\$177,152
				3 - Benefits	\$225,951
			6500 Special Education Total		\$523,902
			7426 Expanded Learning Opp Para	2 - Classified Salaries	\$25,003
				3 - Benefits	\$5,498
			7426 Expanded Learning Opp Para Total		\$30,502
			9011 Donations	4 - Books & Supplies	\$0
			9011 Donations Total		\$0
			9059 Philanthropic Ventures Fndn	4 - Books & Supplies	\$0
			9059 Philanthropic Ventures Fndn Total		\$0
			9236 Kenneth Rainin Foundation	2 - Classified Salaries	\$9,213
				3 - Benefits	\$1,875
			9236 Kenneth Rainin Foundation Total		\$11,088
			9334 Measure G, Parcel Tax	1 - Certificated Salaries	\$69,840
				2 - Classified Salaries	\$17,424
				3 - Benefits	\$31,235
				4 - Books & Supplies	\$24,241
			9334 Measure G, Parcel Tax Total		\$142,740
			6266 Educator Effectiveness	1 - Certificated Salaries	\$8,932
				3 - Benefits	\$1,789
				4 - Books & Supplies	\$0
			6266 Educator Effectiveness Total		\$10,721
			7425 Expanded Learning Opp Prop98	2 - Classified Salaries	\$23,211
				3 - Benefits	\$19,107
				5 - Other Services and Operating Expenditures	\$22,000
			7425 Expanded Learning Opp Prop98 Total		\$64,318
			0006 S&C Carryover	6 - Capital Outlay	\$12,468
			0006 S&C Carryover Total		\$12,468
			3226 After School Educ & Safety	2 - Classified Salaries	\$690
				3 - Benefits	\$153
				5 - Other Services and Operating Expenditures	\$18,558
			3226 After School Educ & Safety Total		\$19,400
			3218 ELO ESSER III St Resv Emerqncy	2 - Classified Salaries	\$15,772
				3 - Benefits	\$22,610
			3218 ELO ESSER III St Resv Emerqncy Total		\$38,382
			3219 ELO ESSER III St Resv LL	2 - Classified Salaries	\$69,089
				3 - Benefits	\$45,249
			3219 ELO ESSER III St Resv LL Total		\$114,338
			6332 CCSP Implementation Grant	1 - Certificated Salaries	\$905
				2 - Classified Salaries	\$7,307

OUSD Budget Summary - 2022-23 UnAudited Actuals
Data by Fund, Division Type, Site, Resource & Object Classification

Sum of Expenditure								
Fund	Site Type	Site Code	Resource Code	Classification	Total			
01 General Fund	Elementary School	177 Esperanza Academy	6332 CCSPP Implementation Grant	3 - Benefits	\$947			
				4 - Books & Supplies	\$19,653			
				5 - Other Services and Operating Expenditures	\$18,000			
				6332 CCSPP Implementation Grant Total	\$46,812			
			177 Esperanza Academy Total	\$3,933,402				
		178 Bridges Academy @ Mc	0000 General Purpose-unrestricted			1 - Certificated Salaries	\$1,495,919	
						2 - Classified Salaries	\$89,053	
						3 - Benefits	\$715,782	
						4 - Books & Supplies	\$6,422	
						5 - Other Services and Operating Expenditures	\$2,392	
						0000 General Purpose-unrestricted Total	\$2,309,568	
						0002 Unrestricted Supplemental	1 - Certificated Salaries	\$175,184
							2 - Classified Salaries	\$37,313
							3 - Benefits	\$97,974
							5 - Other Services and Operating Expenditures	\$24,215
						0002 Unrestricted Supplemental Total	\$334,686	
						0004 Central Concentration	1 - Certificated Salaries	\$74,815
							2 - Classified Salaries	\$59,682
							3 - Benefits	\$61,727
						0004 Central Concentration Total	\$196,224	
						3010 Title I-Basic Grant Low Income	1 - Certificated Salaries	\$91,099
							3 - Benefits	\$42,829
							4 - Books & Supplies	\$47,182
						3010 Title I-Basic Grant Low Income Total	\$181,111	
						3212 ESSER II	1 - Certificated Salaries	\$183,387
		3 - Benefits	\$81,963					
		3212 ESSER II Total	\$265,350					
		3213 ESSER III	1 - Certificated Salaries	\$76,091				
			2 - Classified Salaries	\$12,130				
			3 - Benefits	\$21,243				
		3213 ESSER III Total	\$109,464					
		3216 ELO Esser II St Reserve	2 - Classified Salaries	\$3,614				
			3 - Benefits	\$1,547				
		3216 ELO Esser II St Reserve Total	\$5,162					
		4127 Title 4-Student Support	4 - Books & Supplies	\$15,491				
			5 - Other Services and Operating Expenditures	\$0				
			6 - Capital Outlay	\$0				
		4127 Title 4-Student Support Total	\$15,491					
		6010 After School Learning&safehood	2 - Classified Salaries	\$4,000				
			3 - Benefits	\$653				
			5 - Other Services and Operating Expenditures	\$99,373				
		6010 After School Learning&safehood Total	\$104,025					
		6500 Special Education	1 - Certificated Salaries	\$282,399				
			2 - Classified Salaries	\$134,019				
			3 - Benefits	\$268,880				
		6500 Special Education Total	\$685,297					
		7426 Expanded Learning Opp Para	2 - Classified Salaries	\$16,625				
3 - Benefits	\$6,828							
7426 Expanded Learning Opp Para Total	\$23,453							
9006 Oak Public Ed Fund	4 - Books & Supplies	\$0						
9006 Oak Public Ed Fund Total	\$0							
9011 Donations	4 - Books & Supplies	\$0						
9011 Donations Total	\$0							
9236 Kenneth Rainin Foundation	2 - Classified Salaries	\$5,791						
	3 - Benefits	\$2,443						
9236 Kenneth Rainin Foundation Total	\$8,233							
9305 Educate 78 -asp.pri.prg.	1 - Certificated Salaries	\$5,462						

OUSD Budget Summary - 2022-23 UnAudited Actuals
Data by Fund, Division Type, Site, Resource & Object Classification

Sum of Expenditure	Site Type	Site Code	Resource Code	Classification	Total
01 General Fund	Elementary School	178 Bridges Academy @ Melrose	9305 Educate 78 -asp.pri.prg.	3 - Benefits	\$2,335
				4 - Books & Supplies	\$0
			9305 Educate 78 -asp.pri.prg. Total		\$7,797
			9334 Measure G, Parcel Tax	1 - Certificated Salaries	\$121,930
				3 - Benefits	\$40,274
				4 - Books & Supplies	\$9,524
			9334 Measure G, Parcel Tax Total		\$171,727
			2600 Expanded Learning Opp Programs	4 - Books & Supplies	\$0
			2600 Expanded Learning Opp Programs Total		\$0
			6266 Educator Effectiveness	1 - Certificated Salaries	\$6,853
				3 - Benefits	\$1,694
				4 - Books & Supplies	\$0
			6266 Educator Effectiveness Total		\$8,547
			3226 After School Educ & Safety	5 - Other Services and Operating Expenditures	\$21,392
			3226 After School Educ & Safety Total		\$21,392
			6332 CCSPP Implementation Grant	1 - Certificated Salaries	\$11,636
				2 - Classified Salaries	\$1,485
				3 - Benefits	\$2,969
				4 - Books & Supplies	\$9,279
				5 - Other Services and Operating Expenditures	\$57,785
			6332 CCSPP Implementation Grant Total		\$83,155
		178 Bridges Academy @ Melrose Total			\$4,530,682
		179 Manzanita Community School	0000 General Purpose-unrestricted	1 - Certificated Salaries	\$1,104,997
				2 - Classified Salaries	\$113,538
				3 - Benefits	\$533,821
				4 - Books & Supplies	\$3,883
				5 - Other Services and Operating Expenditures	\$1,220
			0000 General Purpose-unrestricted Total		\$1,757,459
			0002 Unrestricted Supplemental	1 - Certificated Salaries	\$141,006
				2 - Classified Salaries	\$13,738
				3 - Benefits	\$68,823
				4 - Books & Supplies	\$1,575
				5 - Other Services and Operating Expenditures	\$0
			0002 Unrestricted Supplemental Total		\$225,142
			0004 Central Concentration	1 - Certificated Salaries	\$84,236
				2 - Classified Salaries	\$18,545
				3 - Benefits	\$53,432
			0004 Central Concentration Total		\$156,213
			3010 Title I-Basic Grant Low Income	1 - Certificated Salaries	\$80,956
				2 - Classified Salaries	\$2,542
				3 - Benefits	\$20,721
				4 - Books & Supplies	\$38,026
				5 - Other Services and Operating Expenditures	\$1,702
			3010 Title I-Basic Grant Low Income Total		\$143,947
			3182 ESSA: Comp Support & Improvmt	1 - Certificated Salaries	\$157,479
				3 - Benefits	\$51,672
				4 - Books & Supplies	\$0
				5 - Other Services and Operating Expenditures	\$27,000
			3182 ESSA: Comp Support & Improvmt Total		\$236,151
			3212 ESSER II	1 - Certificated Salaries	\$105,935
				3 - Benefits	\$26,070
			3212 ESSER II Total		\$132,005
			3213 ESSER III	1 - Certificated Salaries	\$22,000
				2 - Classified Salaries	\$6,750
				3 - Benefits	\$3,064
			3213 ESSER III Total		\$31,814
			3216 ELO Esser II St Reserve	2 - Classified Salaries	\$2,696

OUSD Budget Summary - 2022-23 UnAudited Actuals
Data by Fund, Division Type, Site, Resource & Object Classification

Sum of Expenditure Fund	Site Type	Site Code	Resource Code	Classification	Total
01 General Fund	Elementary School	179 Manzanita Community	3216 ELO Esser II St Reserve	3 - Benefits	\$1,307
			3216 ELO Esser II St Reserve Total		\$4,003
			3310 Se-idea Basic Grant PI94-142	2 - Classified Salaries	\$38,131
				3 - Benefits	\$36,826
			3310 Se-idea Basic Grant PI94-142 Total		\$74,957
			4127 Title 4-Student Support	5 - Other Services and Operating Expenditures	\$6,145
				6 - Capital Outlay	\$5,287
			4127 Title 4-Student Support Total		\$11,431
			6010 After School Learning&safehood	1 - Certificated Salaries	\$2,464
				3 - Benefits	\$610
				5 - Other Services and Operating Expenditures	\$106,743
			6010 After School Learning&safehood Total		\$109,817
			6500 Special Education	1 - Certificated Salaries	\$302,811
				2 - Classified Salaries	\$75,588
				3 - Benefits	\$200,869
			6500 Special Education Total		\$579,268
			7426 Expanded Learning Opp Para	2 - Classified Salaries	\$42,919
				3 - Benefits	\$16,202
			7426 Expanded Learning Opp Para Total		\$59,121
			7812 Early Literacy Support Block	1 - Certificated Salaries	\$82,235
				2 - Classified Salaries	\$37,287
				3 - Benefits	\$55,384
				4 - Books & Supplies	\$0
				7 - Other Outgo	\$4,687
			7812 Early Literacy Support Block Total		\$179,593
			9236 Kenneth Rainin Foundation	2 - Classified Salaries	\$4,129
				3 - Benefits	\$1,935
			9236 Kenneth Rainin Foundation Total		\$6,064
			9334 Measure G, Parcel Tax	1 - Certificated Salaries	\$70,539
				2 - Classified Salaries	\$21,418
				3 - Benefits	\$53,017
				4 - Books & Supplies	\$7,517
				5 - Other Services and Operating Expenditures	\$24,000
			9334 Measure G, Parcel Tax Total		\$176,491
			6266 Educator Effectiveness	4 - Books & Supplies	\$0
			6266 Educator Effectiveness Total		\$0
			7425 Expanded Learning Opp Prop98	2 - Classified Salaries	\$16,963
				3 - Benefits	\$7,439
			7425 Expanded Learning Opp Prop98 Total		\$24,402
			3226 After School Educ & Safety	5 - Other Services and Operating Expenditures	\$27,117
			3226 After School Educ & Safety Total		\$27,117
			3219 ELO ESSER III St Resv LL	2 - Classified Salaries	\$89,738
				3 - Benefits	\$37,468
			3219 ELO ESSER III St Resv LL Total		\$127,206
			6332 CCSPP Implementation Grant	1 - Certificated Salaries	\$809
				2 - Classified Salaries	\$0
				3 - Benefits	\$95
				4 - Books & Supplies	\$4,306
				5 - Other Services and Operating Expenditures	\$128,777
			6332 CCSPP Implementation Grant Total		\$133,987
		179 Manzanita Community School Total			\$4,196,187
		182 Martin Luther King Jr. K	0000 General Purpose-unrestricted	1 - Certificated Salaries	\$1,036,351
				2 - Classified Salaries	\$83,872
				3 - Benefits	\$524,381
				4 - Books & Supplies	\$9,537
				5 - Other Services and Operating Expenditures	\$7,044
			0000 General Purpose-unrestricted Total		\$1,661,185

OUSD Budget Summary - 2022-23 UnAudited Actuals
Data by Fund, Division Type, Site, Resource & Object Classification

Sum of Expenditure	Site Type	Site Code	Resource Code	Classification	Total
01 General Fund	Elementary School	182 Martin Luther King Jr. K	0002 Unrestricted Supplemental	1 - Certificated Salaries	\$176,328
				2 - Classified Salaries	\$23,128
				3 - Benefits	\$61,304
				4 - Books & Supplies	\$4,401
				5 - Other Services and Operating Expenditures	\$5,624
			0002 Unrestricted Supplemental Total		\$270,784
			0004 Central Concentration	2 - Classified Salaries	\$21,734
				3 - Benefits	\$15,936
			0004 Central Concentration Total		\$37,670
			3010 Title I-Basic Grant Low Income	1 - Certificated Salaries	\$65,238
				3 - Benefits	\$39,103
				4 - Books & Supplies	\$13,087
				5 - Other Services and Operating Expenditures	\$18,782
			3010 Title I-Basic Grant Low Income Total		\$136,210
			3182 ESSA: Comp Support & Improvmt	1 - Certificated Salaries	\$103,948
				3 - Benefits	\$45,740
				5 - Other Services and Operating Expenditures	\$31,900
			3182 ESSA: Comp Support & Improvmt Total		\$181,588
			3212 ESSER II	5 - Other Services and Operating Expenditures	\$0
			3212 ESSER II Total		\$0
			3213 ESSER III	1 - Certificated Salaries	\$104,171
				2 - Classified Salaries	\$32,573
				3 - Benefits	\$54,631
			3213 ESSER III Total		\$191,375
			3216 ELO Esser II St Reserve	2 - Classified Salaries	\$37,020
				3 - Benefits	\$23,834
			3216 ELO Esser II St Reserve Total		\$60,854
			3310 Se-idea Basic Grant PI94-142	2 - Classified Salaries	\$35,386
				3 - Benefits	\$43,758
			3310 Se-idea Basic Grant PI94-142 Total		\$79,143
			4124 T Iv 21st Century Com Learning	4 - Books & Supplies	\$0
				5 - Other Services and Operating Expenditures	\$13,020
			4124 T Iv 21st Century Com Learning Total		\$13,020
			4127 Title 4-Student Support	5 - Other Services and Operating Expenditures	\$8,125
			4127 Title 4-Student Support Total		\$8,125
			6010 After School Learning&safehood	1 - Certificated Salaries	\$1,887
				3 - Benefits	\$465
				5 - Other Services and Operating Expenditures	\$163,874
			6010 After School Learning&safehood Total		\$166,225
			6500 Special Education	1 - Certificated Salaries	\$352,470
				2 - Classified Salaries	\$224,933
				3 - Benefits	\$310,259
			6500 Special Education Total		\$887,661
			7426 Expanded Learning Opp Para	2 - Classified Salaries	\$58,282
				3 - Benefits	\$19,835
			7426 Expanded Learning Opp Para Total		\$78,117
			9011 Donations	4 - Books & Supplies	\$4,940
			9011 Donations Total		\$4,940
			9059 Philanthropic Ventures Fndn	4 - Books & Supplies	\$1,640
			9059 Philanthropic Ventures Fndn Total		\$1,640
			9197 Chvrn Grp - Prj Lead The Way	4 - Books & Supplies	\$0
			9197 Chvrn Grp - Prj Lead The Way Total		\$0
			9236 Kenneth Rainin Foundation	2 - Classified Salaries	\$12,057
				3 - Benefits	\$3,689
			9236 Kenneth Rainin Foundation Total		\$15,746
			9334 Measure G, Parcel Tax	1 - Certificated Salaries	\$73,929
				2 - Classified Salaries	\$46,104

OUSD Budget Summary - 2022-23 UnAudited Actuals
Data by Fund, Division Type, Site, Resource & Object Classification

Sum of Expenditure Fund	Site Type	Site Code	Resource Code	Classification	Total
01 General Fund	Elementary School	183 Prescott	6010 After School Learning&safehood	5 - Other Services and Operating Expenditures	\$110,584
			6010 After School Learning&safehood Total		\$113,175
			6500 Special Education	1 - Certificated Salaries	\$19,393
				2 - Classified Salaries	\$52,413
				3 - Benefits	\$46,039
			6500 Special Education Total		\$117,846
			7426 Expanded Learning Opp Para	2 - Classified Salaries	\$17,672
				3 - Benefits	\$5,193
			7426 Expanded Learning Opp Para Total		\$22,865
			7812 Early Literacy Support Block	1 - Certificated Salaries	\$78,918
				2 - Classified Salaries	\$6,374
				3 - Benefits	\$28,412
				4 - Books & Supplies	\$0
				7 - Other Outgo	\$3,047
			7812 Early Literacy Support Block Total		\$116,752
			9011 Donations	6 - Capital Outlay	\$2,467
			9011 Donations Total		\$2,467
			9059 Philanthropic Ventures Fndn	6 - Capital Outlay	\$2,999
			9059 Philanthropic Ventures Fndn Total		\$2,999
			9236 Kenneth Rainin Foundation	2 - Classified Salaries	\$5,280
				3 - Benefits	\$1,758
			9236 Kenneth Rainin Foundation Total		\$7,038
			9334 Measure G, Parcel Tax	1 - Certificated Salaries	\$20,239
				2 - Classified Salaries	\$23,427
				3 - Benefits	\$21,471
				4 - Books & Supplies	\$8,036
				5 - Other Services and Operating Expenditures	\$24,000
			9334 Measure G, Parcel Tax Total		\$97,172
			6266 Educator Effectiveness	1 - Certificated Salaries	\$0
				2 - Classified Salaries	\$1,570
				3 - Benefits	\$472
				4 - Books & Supplies	\$0
				5 - Other Services and Operating Expenditures	\$10,346
			6266 Educator Effectiveness Total		\$12,388
			7425 Expanded Learning Opp Prop98	2 - Classified Salaries	\$8,248
				3 - Benefits	\$4,151
			7425 Expanded Learning Opp Prop98 Total		\$12,399
			6547 SPED Early Interv Preschool	1 - Certificated Salaries	\$85,272
				3 - Benefits	\$36,868
			6547 SPED Early Interv Preschool Total		\$122,141
			3226 After School Educ & Safety	5 - Other Services and Operating Expenditures	\$18,162
			3226 After School Educ & Safety Total		\$18,162
3219 ELO ESSER III St Resv LL	2 - Classified Salaries	\$118,315			
	3 - Benefits	\$73,351			
3219 ELO ESSER III St Resv LL Total		\$191,666			
6332 CCSP Implementation Grant	1 - Certificated Salaries	\$6,083			
	2 - Classified Salaries	\$7,230			
	3 - Benefits	\$2,470			
	4 - Books & Supplies	\$8,971			
6332 CCSP Implementation Grant Total		\$24,753			
183 Prescott Total		\$1,967,292			
186 International Communit	0000 General Purpose-unrestricted	1 - Certificated Salaries	\$1,077,707		
		2 - Classified Salaries	\$91,001		
		3 - Benefits	\$560,803		
		4 - Books & Supplies	\$8,929		
		5 - Other Services and Operating Expenditures	\$948		
	0000 General Purpose-unrestricted Total		\$1,739,388		

OUSD Budget Summary - 2022-23 UnAudited Actuals
Data by Fund, Division Type, Site, Resource & Object Classification

Sum of Expenditure	Site Type	Site Code	Resource Code	Classification	Total
01 General Fund	Elementary School	186 International Communit	0002 Unrestricted Supplemental	1 - Certificated Salaries	\$153,732
				3 - Benefits	\$54,637
				4 - Books & Supplies	\$0
			0002 Unrestricted Supplemental Total		\$208,369
			0004 Central Concentration	1 - Certificated Salaries	\$43,555
				3 - Benefits	\$19,153
			0004 Central Concentration Total		\$62,708
			3010 Title I-Basic Grant Low Income	1 - Certificated Salaries	\$64,599
				3 - Benefits	\$26,839
				4 - Books & Supplies	\$3,609
				5 - Other Services and Operating Expenditures	\$11,547
			3010 Title I-Basic Grant Low Income Total		\$106,595
			3212 ESSER II	1 - Certificated Salaries	\$609
				2 - Classified Salaries	\$24,905
				3 - Benefits	\$6,912
			3212 ESSER II Total		\$32,426
			3213 ESSER III	1 - Certificated Salaries	\$75,167
				2 - Classified Salaries	\$3,888
				3 - Benefits	\$41,633
			3213 ESSER III Total		\$120,688
			3216 ELO Esser II St Reserve	2 - Classified Salaries	\$6,989
				3 - Benefits	\$2,577
			3216 ELO Esser II St Reserve Total		\$9,567
			4127 Title 4-Student Support	4 - Books & Supplies	\$4,748
				5 - Other Services and Operating Expenditures	\$4,167
			4127 Title 4-Student Support Total		\$8,914
			6010 After School Learning&safehood	2 - Classified Salaries	\$746
				3 - Benefits	\$88
				5 - Other Services and Operating Expenditures	\$123,718
			6010 After School Learning&safehood Total		\$124,551
			6500 Special Education	1 - Certificated Salaries	\$55,470
				2 - Classified Salaries	\$68,862
				3 - Benefits	\$89,128
			6500 Special Education Total		\$213,460
			7426 Expanded Learning Opp Para	2 - Classified Salaries	\$30,415
				3 - Benefits	\$11,247
			7426 Expanded Learning Opp Para Total		\$41,661
			9011 Donations	4 - Books & Supplies	\$0
			9011 Donations Total		\$0
			9059 Philanthropic Ventures Fndn	4 - Books & Supplies	\$0
			9059 Philanthropic Ventures Fndn Total		\$0
			9197 Chvrn Grp - Prj Lead The Way	4 - Books & Supplies	\$5,528
				5 - Other Services and Operating Expenditures	\$1,900
			9197 Chvrn Grp - Prj Lead The Way Total		\$7,428
			9236 Kenneth Rainin Foundation	2 - Classified Salaries	\$11,970
				3 - Benefits	\$4,418
			9236 Kenneth Rainin Foundation Total		\$16,388
			9334 Measure G, Parcel Tax	1 - Certificated Salaries	\$58,420
				2 - Classified Salaries	\$21,280
				3 - Benefits	\$27,533
				4 - Books & Supplies	\$5,705
			9334 Measure G, Parcel Tax Total		\$112,938
			6266 Educator Effectiveness	1 - Certificated Salaries	\$462
				3 - Benefits	\$112
				4 - Books & Supplies	\$0
			6266 Educator Effectiveness Total		\$574
			3226 After School Educ & Safety	5 - Other Services and Operating Expenditures	\$27,232

OUSD Budget Summary - 2022-23 UnAudited Actuals
Data by Fund, Division Type, Site, Resource & Object Classification

Sum of Expenditure	Site Type	Site Code	Resource Code	Classification	Total
01 General Fund	Elementary School	186 International Community	3226 After School Educ & Safety Total		\$27,232
			6332 CCSP Implementation Grant	1 - Certificated Salaries	\$9,103
				2 - Classified Salaries	\$71,639
				3 - Benefits	\$27,802
				4 - Books & Supplies	\$2,851
				5 - Other Services and Operating Expenditures	\$2,398
			6332 CCSP Implementation Grant Total		\$113,794
		186 International Community School Total			\$2,946,681
		190 Think College Now	0000 General Purpose-unrestricted	1 - Certificated Salaries	\$911,273
				2 - Classified Salaries	\$72,198
				3 - Benefits	\$436,863
				4 - Books & Supplies	\$13,424
				5 - Other Services and Operating Expenditures	\$1,043
			0000 General Purpose-unrestricted Total		\$1,434,801
			0002 Unrestricted Supplemental	1 - Certificated Salaries	\$99,178
				2 - Classified Salaries	\$13,792
				3 - Benefits	\$51,004
			0002 Unrestricted Supplemental Total		\$163,974
			0004 Central Concentration	1 - Certificated Salaries	\$31,900
				2 - Classified Salaries	\$25,614
				3 - Benefits	\$36,278
			0004 Central Concentration Total		\$93,793
			3010 Title I-Basic Grant Low Income	1 - Certificated Salaries	\$54,490
				3 - Benefits	\$29,870
				4 - Books & Supplies	\$9,268
				5 - Other Services and Operating Expenditures	\$13,465
				6 - Capital Outlay	\$0
			3010 Title I-Basic Grant Low Income Total		\$107,092
			3212 ESSER II	1 - Certificated Salaries	\$12,760
				3 - Benefits	\$5,207
			3212 ESSER II Total		\$17,968
			3213 ESSER III	1 - Certificated Salaries	\$14,000
				2 - Classified Salaries	\$12,524
				3 - Benefits	\$5,905
			3213 ESSER III Total		\$32,430
			3216 ELO Esser II St Reserve	2 - Classified Salaries	\$321
				3 - Benefits	\$121
			3216 ELO Esser II St Reserve Total		\$442
			3310 Se-idea Basic Grant PI94-142	2 - Classified Salaries	\$36,966
				3 - Benefits	\$26,207
			3310 Se-idea Basic Grant PI94-142 Total		\$63,173
			4127 Title 4-Student Support	1 - Certificated Salaries	\$2,426
				3 - Benefits	\$598
				4 - Books & Supplies	\$1,120
				5 - Other Services and Operating Expenditures	\$0
			4127 Title 4-Student Support Total		\$4,143
			6010 After School Learning&safehood	2 - Classified Salaries	\$4,579
				3 - Benefits	\$920
				5 - Other Services and Operating Expenditures	\$97,873
			6010 After School Learning&safehood Total		\$103,372
			6500 Special Education	1 - Certificated Salaries	\$79,740
				3 - Benefits	\$47,952
			6500 Special Education Total		\$127,692
			7426 Expanded Learning Opp Para	2 - Classified Salaries	\$36,576
				3 - Benefits	\$12,157
			7426 Expanded Learning Opp Para Total		\$48,733
			9011 Donations	1 - Certificated Salaries	\$14,378

OUSD Budget Summary - 2022-23 UnAudited Actuals
Data by Fund, Division Type, Site, Resource & Object Classification

Sum of Expenditure	Site Type	Site Code	Resource Code	Classification	Total
01 General Fund	Elementary School	190 Think College Now	9011 Donations	3 - Benefits	\$5,931
				4 - Books & Supplies	\$2,166
				5 - Other Services and Operating Expenditures	\$2,400
			9011 Donations Total		\$24,874
			9236 Kenneth Rainin Foundation	2 - Classified Salaries	\$599
				3 - Benefits	\$226
			9236 Kenneth Rainin Foundation Total		\$825
			9334 Measure G, Parcel Tax	1 - Certificated Salaries	\$30,429
				2 - Classified Salaries	\$21,890
				3 - Benefits	\$15,535
				4 - Books & Supplies	\$0
				6 - Capital Outlay	\$9,892
			9334 Measure G, Parcel Tax Total		\$77,746
			6266 Educator Effectiveness	1 - Certificated Salaries	\$10,336
				3 - Benefits	\$2,542
				4 - Books & Supplies	\$265
			6266 Educator Effectiveness Total		\$13,143
			7425 Expanded Learning Opp Prop98	1 - Certificated Salaries	\$15,872
				2 - Classified Salaries	\$14,769
				3 - Benefits	\$11,352
			7425 Expanded Learning Opp Prop98 Total		\$41,993
			3226 After School Educ & Safety	5 - Other Services and Operating Expenditures	\$22,930
			3226 After School Educ & Safety Total		\$22,930
			3218 ELO ESSER III St Resv Emergency	1 - Certificated Salaries	\$38,747
				2 - Classified Salaries	\$30,049
				3 - Benefits	\$26,745
			3218 ELO ESSER III St Resv Emergency Total		\$95,541
			6332 CCSPP Implementation Grant	2 - Classified Salaries	\$91,220
				3 - Benefits	\$54,820
				5 - Other Services and Operating Expenditures	\$45,494
			6332 CCSPP Implementation Grant Total		\$191,533
		190 Think College Now Total			\$2,666,199
		192 Rise	0000 General Purpose-unrestricted	1 - Certificated Salaries	\$1,707
				3 - Benefits	\$294
			0000 General Purpose-unrestricted Total		\$2,001
			9011 Donations	4 - Books & Supplies	\$0
			9011 Donations Total		\$0
		192 Rise Total			\$2,001
		193 Reach Academy	0000 General Purpose-unrestricted	1 - Certificated Salaries	\$1,246,666
				2 - Classified Salaries	\$84,590
				3 - Benefits	\$537,166
				4 - Books & Supplies	\$12,981
				5 - Other Services and Operating Expenditures	\$8,031
			0000 General Purpose-unrestricted Total		\$1,889,435
			0002 Unrestricted Supplemental	1 - Certificated Salaries	\$211,868
				2 - Classified Salaries	\$1,437
				3 - Benefits	\$106,243
				4 - Books & Supplies	\$13,122
			0002 Unrestricted Supplemental Total		\$332,669
			0004 Central Concentration	1 - Certificated Salaries	\$38,047
				2 - Classified Salaries	\$50,842
				3 - Benefits	\$54,934
			0004 Central Concentration Total		\$143,824
			3010 Title I-Basic Grant Low Income	1 - Certificated Salaries	\$22,287
				2 - Classified Salaries	\$31,894
				3 - Benefits	\$24,613
				4 - Books & Supplies	\$31,622

OUSD Budget Summary - 2022-23 UnAudited Actuals
Data by Fund, Division Type, Site, Resource & Object Classification

Sum of Expenditure Fund	Site Type	Site Code	Resource Code	Classification	Total
01 General Fund	Elementary School	193 Reach Academy	3010 Title I-Basic Grant Low Income	5 - Other Services and Operating Expenditures	\$25,548
			3010 Title I-Basic Grant Low Income Total		\$135,964
			3212 ESSER II	5 - Other Services and Operating Expenditures	\$0
			3212 ESSER II Total		\$0
			3213 ESSER III	1 - Certificated Salaries	\$80,964
				2 - Classified Salaries	\$5,788
				3 - Benefits	\$50,626
			3213 ESSER III Total		\$137,378
			3216 ELO Esser II St Reserve	2 - Classified Salaries	\$74,418
				3 - Benefits	\$27,738
			3216 ELO Esser II St Reserve Total		\$102,157
			4127 Title 4-Student Support	4 - Books & Supplies	\$12,035
				5 - Other Services and Operating Expenditures	\$0
			4127 Title 4-Student Support Total		\$12,035
			6010 After School Learning&safehood	4 - Books & Supplies	\$6,565
				5 - Other Services and Operating Expenditures	\$105,694
			6010 After School Learning&safehood Total		\$112,259
			6500 Special Education	1 - Certificated Salaries	\$59,457
				2 - Classified Salaries	\$26,721
				3 - Benefits	\$63,801
			6500 Special Education Total		\$149,979
			7426 Expanded Learning Opp Para	2 - Classified Salaries	\$18,312
				3 - Benefits	\$8,450
			7426 Expanded Learning Opp Para Total		\$26,763
			9236 Kenneth Rainin Foundation	2 - Classified Salaries	\$7,234
				3 - Benefits	\$2,947
			9236 Kenneth Rainin Foundation Total		\$10,181
			9305 Educate 78 -asp.pri.prg.	4 - Books & Supplies	\$0
			9305 Educate 78 -asp.pri.prg. Total		\$0
			9334 Measure G, Parcel Tax	1 - Certificated Salaries	\$80,479
				2 - Classified Salaries	\$48,849
				3 - Benefits	\$56,876
			9334 Measure G, Parcel Tax Total		\$186,204
			6266 Educator Effectiveness	4 - Books & Supplies	\$0
			6266 Educator Effectiveness Total		\$0
			7425 Expanded Learning Opp Prop98	1 - Certificated Salaries	\$3,687
				2 - Classified Salaries	\$16,267
				3 - Benefits	\$13,864
			7425 Expanded Learning Opp Prop98 Total		\$33,818
			3226 After School Educ & Safety	5 - Other Services and Operating Expenditures	\$21,407
			3226 After School Educ & Safety Total		\$21,407
			3218 ELO ESSER III St Resv Emergency	1 - Certificated Salaries	\$14,788
				3 - Benefits	\$3,356
			3218 ELO ESSER III St Resv Emergency Total		\$18,144
			3219 ELO ESSER III St Resv LL	1 - Certificated Salaries	\$34,360
				2 - Classified Salaries	\$36,712
				3 - Benefits	\$37,864
3219 ELO ESSER III St Resv LL Total		\$108,936			
6332 CCSPP Implementation Grant	1 - Certificated Salaries	\$0			
	2 - Classified Salaries	\$21,353			
	3 - Benefits	\$5,226			
	4 - Books & Supplies	\$29,891			
	5 - Other Services and Operating Expenditures	\$97,459			
6332 CCSPP Implementation Grant Total		\$153,930			
		193 Reach Academy Total	\$3,575,080		
		194 Sankofa United Elem	0000 General Purpose-unrestricted	1 - Certificated Salaries	\$1,034,152
				2 - Classified Salaries	\$96,145

OUSD Budget Summary - 2022-23 UnAudited Actuals
Data by Fund, Division Type, Site, Resource & Object Classification

Sum of Expenditure	Site Type	Site Code	Resource Code	Classification	Total
01 General Fund	Elementary School	194 Sankofa United Elem	0000 General Purpose-unrestricted	3 - Benefits	\$513,585
				4 - Books & Supplies	\$11,813
				5 - Other Services and Operating Expenditures	\$4,419
			0000 General Purpose-unrestricted Total		\$1,660,114
			0002 Unrestricted Supplemental	1 - Certificated Salaries	\$58,764
				2 - Classified Salaries	\$17,993
				3 - Benefits	\$47,879
				4 - Books & Supplies	\$11,811
				5 - Other Services and Operating Expenditures	\$18,640
			0002 Unrestricted Supplemental Total		\$155,087
			0004 Central Concentration	1 - Certificated Salaries	\$54,812
				3 - Benefits	\$29,738
			0004 Central Concentration Total		\$84,550
			3010 Title I-Basic Grant Low Income	1 - Certificated Salaries	\$38,174
				3 - Benefits	\$9,392
				4 - Books & Supplies	\$454
			3010 Title I-Basic Grant Low Income Total		\$48,020
			3182 ESSA: Comp Support & Improvmt	1 - Certificated Salaries	\$31,310
				2 - Classified Salaries	\$80,728
				3 - Benefits	\$64,971
			3182 ESSA: Comp Support & Improvmt Total		\$177,009
			3212 ESSER II	5 - Other Services and Operating Expenditures	\$0
			3212 ESSER II Total		\$0
			3213 ESSER III	1 - Certificated Salaries	\$16,000
				2 - Classified Salaries	\$13,256
				3 - Benefits	\$3,358
				5 - Other Services and Operating Expenditures	\$10,000
			3213 ESSER III Total		\$42,614
			3216 ELO Esser II St Reserve	1 - Certificated Salaries	\$46,679
				2 - Classified Salaries	\$3,165
				3 - Benefits	\$19,784
			3216 ELO Esser II St Reserve Total		\$69,628
			4124 T Iv 21st Century Com Learning	4 - Books & Supplies	\$0
				5 - Other Services and Operating Expenditures	\$19,686
			4124 T Iv 21st Century Com Learning Total		\$19,686
			4127 Title 4-Student Support	4 - Books & Supplies	\$1,431
				5 - Other Services and Operating Expenditures	\$2,662
			4127 Title 4-Student Support Total		\$4,093
			6010 After School Learning&safehood	5 - Other Services and Operating Expenditures	\$201,067
			6010 After School Learning&safehood Total		\$201,067
			6500 Special Education	1 - Certificated Salaries	\$335,055
				2 - Classified Salaries	\$251,473
				3 - Benefits	\$417,592
			6500 Special Education Total		\$1,004,119
			7426 Expanded Learning Opp Para	2 - Classified Salaries	\$11,970
				3 - Benefits	\$9,867
			7426 Expanded Learning Opp Para Total		\$21,837
			9006 Oak Public Ed Fund	4 - Books & Supplies	\$0
			9006 Oak Public Ed Fund Total		\$0
			9011 Donations	4 - Books & Supplies	\$0
			9011 Donations Total		\$0
			9059 Philanthropic Ventures Fndn	4 - Books & Supplies	\$0
			9059 Philanthropic Ventures Fndn Total		\$0
			9236 Kenneth Rainin Foundation	2 - Classified Salaries	\$4,861
				3 - Benefits	\$3,002
			9236 Kenneth Rainin Foundation Total		\$7,862
			9334 Measure G, Parcel Tax	1 - Certificated Salaries	\$33,858

OUSD Budget Summary - 2022-23 UnAudited Actuals
Data by Fund, Division Type, Site, Resource & Object Classification

Sum of Expenditure								
Fund	Site Type	Site Code	Resource Code	Classification	Total			
01 General Fund	Elementary School	194 Sankofa United Elem	9334 Measure G, Parcel Tax	2 - Classified Salaries	\$29,438			
				3 - Benefits	\$24,772			
				4 - Books & Supplies	\$21,506			
				5 - Other Services and Operating Expenditures	\$23,500			
				9334 Measure G, Parcel Tax Total	\$133,074			
				9337 PTA LOCAL SCHOOLS	5 - Other Services and Operating Expenditures	\$7,875		
				9337 PTA LOCAL SCHOOLS Total	\$7,875			
				6266 Educator Effectiveness	4 - Books & Supplies	\$13,047		
				6266 Educator Effectiveness Total	\$13,047			
				7425 Expanded Learning Opp Prop98	1 - Certificated Salaries	\$19,160		
					3 - Benefits	\$4,731		
				7425 Expanded Learning Opp Prop98 Total	\$23,891			
				3226 After School Educ & Safety	5 - Other Services and Operating Expenditures	\$48,425		
				3226 After School Educ & Safety Total	\$48,425			
				6332 CCSPP Implementation Grant	1 - Certificated Salaries	\$0		
					2 - Classified Salaries	\$0		
					3 - Benefits	\$0		
					4 - Books & Supplies	\$0		
					5 - Other Services and Operating Expenditures	\$10,000		
				6332 CCSPP Implementation Grant Total	\$10,000			
				194 Sankofa United Elem Total	\$3,732,000			
				169 Oakland Academy of Kr	0000 General Purpose-unrestricted	1 - Certificated Salaries	\$913,903	
						2 - Classified Salaries	\$80,343	
						3 - Benefits	\$421,318	
						4 - Books & Supplies	\$10,996	
						5 - Other Services and Operating Expenditures	\$3,920	
						0000 General Purpose-unrestricted Total	\$1,430,479	
						0002 Unrestricted Supplemental	1 - Certificated Salaries	\$141,138
							2 - Classified Salaries	\$2,031
							3 - Benefits	\$48,089
							4 - Books & Supplies	\$7,427
						0002 Unrestricted Supplemental Total	\$198,684	
						0004 Central Concentration	1 - Certificated Salaries	\$47,669
							3 - Benefits	\$14,619
						0004 Central Concentration Total	\$62,289	
						3010 Title I-Basic Grant Low Income	1 - Certificated Salaries	\$24,543
							2 - Classified Salaries	\$15,236
							3 - Benefits	\$14,709
							4 - Books & Supplies	\$38,198
						3010 Title I-Basic Grant Low Income Total	\$92,686	
						3212 ESSER II	1 - Certificated Salaries	\$39,293
							3 - Benefits	\$21,436
						3212 ESSER II Total	\$60,729	
						3213 ESSER III	1 - Certificated Salaries	\$45,226
							2 - Classified Salaries	\$13,320
							3 - Benefits	\$15,224
						3213 ESSER III Total	\$73,769	
	3216 ELO Esser II St Reserve	2 - Classified Salaries	\$68,123					
		3 - Benefits	\$28,025					
	3216 ELO Esser II St Reserve Total	\$96,148						
	3310 Se-idea Basic Grant PI94-142	2 - Classified Salaries	\$158,006					
		3 - Benefits	\$119,000					
	3310 Se-idea Basic Grant PI94-142 Total	\$277,006						
	4127 Title 4-Student Support	4 - Books & Supplies	\$0					
		5 - Other Services and Operating Expenditures	\$7,993					
	4127 Title 4-Student Support Total	\$7,993						
	6010 After School Learning&safeguard	1 - Certificated Salaries	\$2,464					

OUSD Budget Summary - 2022-23 UnAudited Actuals
Data by Fund, Division Type, Site, Resource & Object Classification

Sum of Expenditure Fund	Site Type	Site Code	Resource Code	Classification	Total
01 General Fund	Elementary School	169 Oakland Academy of Kr	6010 After School Learning&safehood	3 - Benefits	\$607
				5 - Other Services and Operating Expenditures	\$87,164
			6010 After School Learning&safehood Total		\$90,235
			6500 Special Education	1 - Certificated Salaries	\$261,776
				3 - Benefits	\$124,555
			6500 Special Education Total		\$386,331
			7426 Expanded Learning Opp Para	2 - Classified Salaries	\$25,907
				3 - Benefits	\$19,919
			7426 Expanded Learning Opp Para Total		\$45,826
			9006 Oak Public Ed Fund	4 - Books & Supplies	\$990
			9006 Oak Public Ed Fund Total		\$990
			9011 Donations	4 - Books & Supplies	\$0
			9011 Donations Total		\$0
			9025 Roses In Concrete MOU	1 - Certificated Salaries	\$0
				2 - Classified Salaries	\$32,932
				3 - Benefits	\$21,518
			9025 Roses In Concrete MOU Total		\$54,450
			9236 Kenneth Rainin Foundation	2 - Classified Salaries	\$10,446
				3 - Benefits	\$8,107
			9236 Kenneth Rainin Foundation Total		\$18,553
			9334 Measure G, Parcel Tax	1 - Certificated Salaries	\$51,942
				2 - Classified Salaries	\$30,552
				3 - Benefits	\$50,405
				4 - Books & Supplies	\$11,130
				5 - Other Services and Operating Expenditures	\$24,000
			9334 Measure G, Parcel Tax Total		\$168,029
			6266 Educator Effectiveness	1 - Certificated Salaries	\$11,974
				3 - Benefits	\$2,743
				4 - Books & Supplies	\$0
			6266 Educator Effectiveness Total		\$14,716
			7425 Expanded Learning Opp Prop98	2 - Classified Salaries	\$25,113
				3 - Benefits	\$10,985
			7425 Expanded Learning Opp Prop98 Total		\$36,098
			6547 SPED Early Interv Preschool	1 - Certificated Salaries	\$27,694
				3 - Benefits	\$12,864
			6547 SPED Early Interv Preschool Total		\$40,558
			3226 After School Educ & Safety	5 - Other Services and Operating Expenditures	\$40,169
			3226 After School Educ & Safety Total		\$40,169
			0041 AB1840 Final Installment	1 - Certificated Salaries	\$43,278
				3 - Benefits	\$10,653
				4 - Books & Supplies	\$0
			0041 AB1840 Final Installment Total		\$53,931
			3219 ELO ESSER III St Resv LL	2 - Classified Salaries	\$93,294
				3 - Benefits	\$41,199
			3219 ELO ESSER III St Resv LL Total		\$134,493
			6332 CCSPP Implementation Grant	1 - Certificated Salaries	\$6,864
				2 - Classified Salaries	\$31,892
				3 - Benefits	\$22,321
				4 - Books & Supplies	\$5,106
				5 - Other Services and Operating Expenditures	\$38,000
6332 CCSPP Implementation Grant Total		\$104,183			
		\$3,488,344			
169 Oakland Academy of Knowledge Total					
131 Laurel Elementary	0000 General Purpose-unrestricted	1 - Certificated Salaries	\$1,473,071		
		2 - Classified Salaries	\$76,469		
		3 - Benefits	\$722,002		
		4 - Books & Supplies	\$21,393		
		5 - Other Services and Operating Expenditures	\$3,234		

OUSD Budget Summary - 2022-23 UnAudited Actuals
Data by Fund, Division Type, Site, Resource & Object Classification

Sum of Expenditure	Site Type	Site Code	Resource Code	Classification	Total
01 General Fund	Elementary School	131 Laurel Elementary	0000 General Purpose-unrestricted Total		\$2,296,170
			0002 Unrestricted Supplemental	1 - Certificated Salaries	\$153,681
				2 - Classified Salaries	\$24,435
				3 - Benefits	\$72,750
				4 - Books & Supplies	\$23,983
				5 - Other Services and Operating Expenditures	\$0
			0002 Unrestricted Supplemental Total		\$274,849
			0004 Central Concentration	2 - Classified Salaries	\$34,234
				3 - Benefits	\$16,236
			0004 Central Concentration Total		\$50,470
			3010 Title I-Basic Grant Low Income	1 - Certificated Salaries	\$0
				2 - Classified Salaries	\$63,107
				3 - Benefits	\$17,647
				4 - Books & Supplies	\$55,580
				5 - Other Services and Operating Expenditures	\$14,080
			3010 Title I-Basic Grant Low Income Total		\$150,414
			3212 ESSER II	1 - Certificated Salaries	\$53,921
				3 - Benefits	\$13,270
				4 - Books & Supplies	\$3,800
			3212 ESSER II Total		\$70,991
			3213 ESSER III	1 - Certificated Salaries	\$21,000
				2 - Classified Salaries	\$14,105
				3 - Benefits	\$3,399
			3213 ESSER III Total		\$38,504
			3216 ELO Esser II St Reserve	3 - Benefits	\$3,430
			3216 ELO Esser II St Reserve Total		\$3,430
			4127 Title 4-Student Support	5 - Other Services and Operating Expenditures	\$13,438
			4127 Title 4-Student Support Total		\$13,438
			6010 After School Learning&safehood	5 - Other Services and Operating Expenditures	\$154,017
			6010 After School Learning&safehood Total		\$154,017
			6500 Special Education	1 - Certificated Salaries	\$157,807
				2 - Classified Salaries	\$145,425
				3 - Benefits	\$166,978
			6500 Special Education Total		\$470,210
			7426 Expanded Learning Opp Para	2 - Classified Salaries	\$54,556
				3 - Benefits	\$16,796
			7426 Expanded Learning Opp Para Total		\$71,352
			9006 Oak Public Ed Fund	4 - Books & Supplies	\$0
			9006 Oak Public Ed Fund Total		\$0
			9011 Donations	4 - Books & Supplies	\$0
			9011 Donations Total		\$0
			9236 Kenneth Rainin Foundation	3 - Benefits	\$4,998
			9236 Kenneth Rainin Foundation Total		\$4,998
			9334 Measure G, Parcel Tax	1 - Certificated Salaries	\$64,448
				2 - Classified Salaries	\$36,759
				3 - Benefits	\$53,177
				4 - Books & Supplies	\$0
			9334 Measure G, Parcel Tax Total		\$154,384
			6266 Educator Effectiveness	1 - Certificated Salaries	\$11,704
				3 - Benefits	\$2,819
				4 - Books & Supplies	\$0
			6266 Educator Effectiveness Total		\$14,523
			9045 Taylor Charitable Foundation	2 - Classified Salaries	\$19,649
				3 - Benefits	\$4,717
				4 - Books & Supplies	\$20,363
				5 - Other Services and Operating Expenditures	\$59,912
			9045 Taylor Charitable Foundation Total		\$104,642

OUSD Budget Summary - 2022-23 UnAudited Actuals
Data by Fund, Division Type, Site, Resource & Object Classification

Sum of Expenditure	Site Type	Site Code	Resource Code	Classification	Total
01 General Fund	Elementary School	131 Laurel Elementary	3226 After School Educ & Safety	5 - Other Services and Operating Expenditures	\$0
			3226 After School Educ & Safety Total		\$0
			6332 CCSPP Implementation Grant	2 - Classified Salaries	\$0
				3 - Benefits	\$0
				4 - Books & Supplies	\$0
				5 - Other Services and Operating Expenditures	\$146,952
			6332 CCSPP Implementation Grant Total		\$146,952
		131 Laurel Elementary Total			\$4,019,343
		115 Emerson Elementary	0000 General Purpose-unrestricted	1 - Certificated Salaries	\$1,130,652
				2 - Classified Salaries	\$85,360
				3 - Benefits	\$537,175
				4 - Books & Supplies	\$13,876
				5 - Other Services and Operating Expenditures	\$5,032
			0000 General Purpose-unrestricted Total		\$1,772,095
			0002 Unrestricted Supplemental	1 - Certificated Salaries	\$61,910
				2 - Classified Salaries	\$74,278
				3 - Benefits	\$53,982
				4 - Books & Supplies	\$2,855
			0002 Unrestricted Supplemental Total		\$193,025
			0004 Central Concentration	2 - Classified Salaries	\$29,464
				3 - Benefits	\$15,900
			0004 Central Concentration Total		\$45,365
			3010 Title I-Basic Grant Low Income	1 - Certificated Salaries	\$55,677
				3 - Benefits	\$23,284
				4 - Books & Supplies	\$9,900
				5 - Other Services and Operating Expenditures	\$12,158
			3010 Title I-Basic Grant Low Income Total		\$101,019
			3182 ESSA: Comp Support & Improvmt	1 - Certificated Salaries	\$87,238
				2 - Classified Salaries	\$11,531
				3 - Benefits	\$39,084
			3182 ESSA: Comp Support & Improvmt Total		\$137,854
			3213 ESSER III	1 - Certificated Salaries	\$20,000
				2 - Classified Salaries	\$12,266
				3 - Benefits	\$3,085
			3213 ESSER III Total		\$35,350
			3216 ELO Esser II St Reserve	2 - Classified Salaries	\$30,690
				3 - Benefits	\$14,688
			3216 ELO Esser II St Reserve Total		\$45,377
			3310 Se-idea Basic Grant PI94-142	2 - Classified Salaries	\$129,994
				3 - Benefits	\$107,999
			3310 Se-idea Basic Grant PI94-142 Total		\$237,993
			4127 Title 4-Student Support	1 - Certificated Salaries	\$1,386
				2 - Classified Salaries	\$1,765
				3 - Benefits	\$624
				4 - Books & Supplies	\$594
			4127 Title 4-Student Support Total		\$4,370
			6010 After School Learning&safehood	1 - Certificated Salaries	\$2,397
				3 - Benefits	\$591
				5 - Other Services and Operating Expenditures	\$114,803
			6010 After School Learning&safehood Total		\$117,790
			6500 Special Education	1 - Certificated Salaries	\$383,059
				2 - Classified Salaries	\$206,471
				3 - Benefits	\$345,536
			6500 Special Education Total		\$935,066
			7426 Expanded Learning Opp Para	2 - Classified Salaries	\$29,598
				3 - Benefits	\$6,654
			7426 Expanded Learning Opp Para Total		\$36,252

OUSD Budget Summary - 2022-23 UnAudited Actuals
Data by Fund, Division Type, Site, Resource & Object Classification

Sum of Expenditure					
Fund	Site Type	Site Code	Resource Code	Classification	Total
01 General Fund	Elementary School	115 Emerson Elementary	9011 Donations	4 - Books & Supplies	\$293
			9011 Donations Total		\$293
			9059 Philanthropic Ventures Fndn	4 - Books & Supplies	\$0
			9059 Philanthropic Ventures Fndn Total		\$0
			9236 Kenneth Rainin Foundation	2 - Classified Salaries	\$9,924
				3 - Benefits	\$2,377
			9236 Kenneth Rainin Foundation Total		\$12,301
			9334 Measure G, Parcel Tax	1 - Certificated Salaries	\$56,431
				2 - Classified Salaries	\$47,505
				3 - Benefits	\$76,454
				4 - Books & Supplies	\$0
				5 - Other Services and Operating Expenditures	\$23,100
			9334 Measure G, Parcel Tax Total		\$203,490
			9337 PTA LOCAL SCHOOLS	1 - Certificated Salaries	\$9,394
				3 - Benefits	\$2,009
				4 - Books & Supplies	\$4,808
			9337 PTA LOCAL SCHOOLS Total		\$16,212
			2600 Expanded Learning Opp Programs	4 - Books & Supplies	\$0
			2600 Expanded Learning Opp Programs Total		\$0
			6266 Educator Effectiveness	1 - Certificated Salaries	\$3,427
				2 - Classified Salaries	\$210
				3 - Benefits	\$868
				4 - Books & Supplies	\$413
				5 - Other Services and Operating Expenditures	\$2,610
			6266 Educator Effectiveness Total		\$7,527
			7425 Expanded Learning Opp Prop98	1 - Certificated Salaries	\$4,030
				2 - Classified Salaries	\$0
				3 - Benefits	\$3,306
			7425 Expanded Learning Opp Prop98 Total		\$7,336
			3226 After School Educ & Safety	5 - Other Services and Operating Expenditures	\$18,446
			3226 After School Educ & Safety Total		\$18,446
			3219 ELO ESSER III St Resv LL	1 - Certificated Salaries	\$18,188
				3 - Benefits	\$17,543
			3219 ELO ESSER III St Resv LL Total		\$35,731
		115 Emerson Elementary Total			\$3,962,891
		168 Carl B. Munck Elementa	0000 General Purpose-unrestricted	1 - Certificated Salaries	\$754,438
				2 - Classified Salaries	\$72,075
				3 - Benefits	\$349,202
				4 - Books & Supplies	\$4,888
				5 - Other Services and Operating Expenditures	\$877
			0000 General Purpose-unrestricted Total		\$1,181,480
			0002 Unrestricted Supplemental	1 - Certificated Salaries	\$74,392
				3 - Benefits	\$36,328
				4 - Books & Supplies	\$0
				5 - Other Services and Operating Expenditures	\$0
			0002 Unrestricted Supplemental Total		\$110,719
			0004 Central Concentration	1 - Certificated Salaries	\$34,925
				3 - Benefits	\$12,774
			0004 Central Concentration Total		\$47,699
			3010 Title I-Basic Grant Low Income	1 - Certificated Salaries	\$9,796
				2 - Classified Salaries	\$0
				3 - Benefits	\$3,509
				4 - Books & Supplies	\$22,131
				5 - Other Services and Operating Expenditures	\$10,545
			3010 Title I-Basic Grant Low Income Total		\$45,981
			3213 ESSER III	1 - Certificated Salaries	\$80,589
				2 - Classified Salaries	\$27,388

OUSD Budget Summary - 2022-23 UnAudited Actuals
Data by Fund, Division Type, Site, Resource & Object Classification

Sum of Expenditure	Site Type	Site Code	Resource Code	Classification	Total
01 General Fund	Elementary School	168 Carl B. Munck Element	3213 ESSER III	3 - Benefits	\$30,689
			3213 ESSER III Total		\$138,666
			3216 ELO Esser II St Reserve	2 - Classified Salaries	\$1,060
				3 - Benefits	\$863
			3216 ELO Esser II St Reserve Total		\$1,923
			3310 Se-idea Basic Grant PI94-142	2 - Classified Salaries	\$102,540
				3 - Benefits	\$128,198
			3310 Se-idea Basic Grant PI94-142 Total		\$230,738
			4127 Title 4-Student Support	4 - Books & Supplies	\$0
			4127 Title 4-Student Support Total		\$0
			6010 After School Learning&safehood	2 - Classified Salaries	\$29,131
				3 - Benefits	\$27,570
				5 - Other Services and Operating Expenditures	\$24,430
			6010 After School Learning&safehood Total		\$81,131
			6500 Special Education	1 - Certificated Salaries	\$253,064
				2 - Classified Salaries	\$124,136
				3 - Benefits	\$257,730
			6500 Special Education Total		\$634,929
			7426 Expanded Learning Opp Para	2 - Classified Salaries	\$43,718
				3 - Benefits	\$30,186
			7426 Expanded Learning Opp Para Total		\$73,903
			9236 Kenneth Rainin Foundation	2 - Classified Salaries	\$1,956
				3 - Benefits	\$1,380
			9236 Kenneth Rainin Foundation Total		\$3,336
			9334 Measure G, Parcel Tax	1 - Certificated Salaries	\$26,018
				2 - Classified Salaries	\$37,489
				3 - Benefits	\$59,395
				4 - Books & Supplies	\$0
			9334 Measure G, Parcel Tax Total		\$122,902
			6266 Educator Effectiveness	1 - Certificated Salaries	\$3,388
				3 - Benefits	\$835
				4 - Books & Supplies	\$0
			6266 Educator Effectiveness Total		\$4,223
			7425 Expanded Learning Opp Prop98	2 - Classified Salaries	\$7,195
				3 - Benefits	\$4,204
			7425 Expanded Learning Opp Prop98 Total		\$11,399
			3226 After School Educ & Safety	2 - Classified Salaries	\$21,893
				3 - Benefits	\$22,330
				5 - Other Services and Operating Expenditures	\$0
			3226 After School Educ & Safety Total		\$44,222
			3219 ELO ESSER III St Resv LL	2 - Classified Salaries	\$76,385
				3 - Benefits	\$35,396
			3219 ELO ESSER III St Resv LL Total		\$111,780
		168 Carl B. Munck Elementary	Total		\$2,845,032
		181 Encompass Academy	0000 General Purpose-unrestricted	1 - Certificated Salaries	\$1,116,965
				2 - Classified Salaries	\$80,015
				3 - Benefits	\$563,357
				4 - Books & Supplies	\$8,878
				5 - Other Services and Operating Expenditures	\$3,606
			0000 General Purpose-unrestricted Total		\$1,772,821
			0002 Unrestricted Supplemental	1 - Certificated Salaries	\$112,992
				2 - Classified Salaries	\$11,604
				3 - Benefits	\$35,969
				4 - Books & Supplies	\$4,054
				5 - Other Services and Operating Expenditures	\$76,929
			0002 Unrestricted Supplemental Total		\$241,547
			0004 Central Concentration	1 - Certificated Salaries	\$40,947

OUSD Budget Summary - 2022-23 UnAudited Actuals
Data by Fund, Division Type, Site, Resource & Object Classification

Sum of Expenditure					
Fund	Site Type	Site Code	Resource Code	Classification	Total
01 General Fund	Elementary School	181 Encompass Academy	0004 Central Concentration	3 - Benefits	\$22,461
			0004 Central Concentration Total		\$63,409
			3010 Title I-Basic Grant Low Income	1 - Certificated Salaries	\$69,724
				3 - Benefits	\$39,677
				4 - Books & Supplies	\$9,859
				5 - Other Services and Operating Expenditures	\$7,807
			3010 Title I-Basic Grant Low Income Total		\$127,067
			3212 ESSER II	1 - Certificated Salaries	\$50,309
				2 - Classified Salaries	\$9,926
				3 - Benefits	\$14,939
			3212 ESSER II Total		\$75,173
			3213 ESSER III	1 - Certificated Salaries	\$81,004
				2 - Classified Salaries	\$6,533
				3 - Benefits	\$27,689
			3213 ESSER III Total		\$115,226
			3216 ELO Esser II St Reserve	2 - Classified Salaries	\$4,630
				3 - Benefits	\$2,523
			3216 ELO Esser II St Reserve Total		\$7,153
			3310 Se-idea Basic Grant PI94-142	2 - Classified Salaries	\$95,410
				3 - Benefits	\$62,380
			3310 Se-idea Basic Grant PI94-142 Total		\$157,789
			4127 Title 4-Student Support	1 - Certificated Salaries	\$0
				3 - Benefits	\$0
				4 - Books & Supplies	\$6,754
			4127 Title 4-Student Support Total		\$6,754
			6010 After School Learning&safehood	2 - Classified Salaries	\$1,162
				3 - Benefits	\$345
				5 - Other Services and Operating Expenditures	\$94,210
			6010 After School Learning&safehood Total		\$95,717
			6500 Special Education	1 - Certificated Salaries	\$148,476
				2 - Classified Salaries	\$45,407
				3 - Benefits	\$121,663
			6500 Special Education Total		\$315,546
			7426 Expanded Learning Opp Para	2 - Classified Salaries	\$40,684
				3 - Benefits	\$40,843
			7426 Expanded Learning Opp Para Total		\$81,527
			9011 Donations	4 - Books & Supplies	\$19,530
				5 - Other Services and Operating Expenditures	\$1,000
			9011 Donations Total		\$20,530
			9059 Philanthropic Ventures Fndn	4 - Books & Supplies	\$602
			9059 Philanthropic Ventures Fndn Total		\$602
			9236 Kenneth Rainin Foundation	2 - Classified Salaries	\$7,395
				3 - Benefits	\$4,267
			9236 Kenneth Rainin Foundation Total		\$11,662
			9334 Measure G, Parcel Tax	1 - Certificated Salaries	\$57,955
				3 - Benefits	\$27,317
				5 - Other Services and Operating Expenditures	\$15,000
			9334 Measure G, Parcel Tax Total		\$100,272
			6266 Educator Effectiveness	4 - Books & Supplies	\$0
			6266 Educator Effectiveness Total		\$0
			3226 After School Educ & Safety	2 - Classified Salaries	\$3,022
				3 - Benefits	\$739
				5 - Other Services and Operating Expenditures	\$35,226
			3226 After School Educ & Safety Total		\$38,988
			6332 CCSP Implementation Grant	1 - Certificated Salaries	\$6,507
				2 - Classified Salaries	\$87,737
				3 - Benefits	\$32,352

OUSD Budget Summary - 2022-23 UnAudited Actuals
Data by Fund, Division Type, Site, Resource & Object Classification

Sum of Expenditure Fund	Site Type	Site Code	Resource Code	Classification	Total																																
01 General Fund	Elementary School	181 Encompass Academy	6332 CCSPP Implementation Grant	4 - Books & Supplies	\$26,323																																
				5 - Other Services and Operating Expenditures	\$26,060																																
				6332 CCSPP Implementation Grant Total	\$178,978																																
		181 Encompass Academy Total				\$3,410,760																															
		104 Burbank	0000 General Purpose-unrestricted	4 - Books & Supplies		\$0																															
					0000 General Purpose-unrestricted Total	\$0																															
					0002 Unrestricted Supplemental	\$0																															
			0002 Unrestricted Supplemental Total	\$0																																	
		104 Burbank Total				\$0																															
		Elementary School Total				\$176,666,303																															
		Middle School	201 Claremont Middle	0000 General Purpose-unrestricted	1 - Certificated Salaries		\$1,514,597																														
						2 - Classified Salaries		\$119,071																													
							3 - Benefits		\$803,137																												
								4 - Books & Supplies		\$33,973																											
									5 - Other Services and Operating Expenditures		\$2,412																										
	0000 General Purpose-unrestricted Total									\$2,473,190																											
	0002 Unrestricted Supplemental									1 - Certificated Salaries		\$37,950																									
											2 - Classified Salaries		\$40,858																								
												3 - Benefits		\$35,262																							
													4 - Books & Supplies		\$18,897																						
														6 - Capital Outlay		\$24,967																					
															0002 Unrestricted Supplemental Total	\$157,933																					
															0004 Central Concentration	1 - Certificated Salaries		\$48,666																			
																	2 - Classified Salaries		\$61,287																		
																		3 - Benefits		\$54,426																	
																			0004 Central Concentration Total	\$164,379																	
																			3010 Title I-Basic Grant Low Income	2 - Classified Salaries		\$39,168															
																					3 - Benefits		\$14,535														
																						4 - Books & Supplies		\$0													
																							3010 Title I-Basic Grant Low Income Total	\$53,703													
																							3212 ESSER II	1 - Certificated Salaries		\$143,681											
																									3 - Benefits		\$56,108										
																										3212 ESSER II Total	\$199,790										
																										3213 ESSER III	1 - Certificated Salaries		\$22,000								
																												2 - Classified Salaries		\$21,528							
																													3 - Benefits		\$3,870						
																														3213 ESSER III Total	\$47,399						
																														3216 ELO Esser II St Reserve	1 - Certificated Salaries		\$50,246				
																																2 - Classified Salaries		\$35,251			
																																	3 - Benefits		\$32,678		
																																		3216 ELO Esser II St Reserve Total	\$118,175		
																																		3310 Se-idea Basic Grant PI94-142	2 - Classified Salaries		\$114,225
																																				3 - Benefits	
		3310 Se-idea Basic Grant PI94-142 Total	\$216,395																																		
		6010 After School Learning&safeguard	2 - Classified Salaries		\$6,904																																
				3 - Benefits		\$1,482																															
					5 - Other Services and Operating Expenditures		\$46,129																														
6010 After School Learning&safeguard Total						\$54,515																															
6500 Special Education						1 - Certificated Salaries		\$404,848																													
	2 - Classified Salaries							\$128,888																													
							3 - Benefits		\$345,443																												
								6500 Special Education Total	\$879,179																												
								9011 Donations	4 - Books & Supplies		\$0																										
										9011 Donations Total	\$0																										
										9283 Salesforce.org	1 - Certificated Salaries		\$0																								
												2 - Classified Salaries		\$39,951																							
													3 - Benefits		\$19,409																						

OUSD Budget Summary - 2022-23 UnAudited Actuals
Data by Fund, Division Type, Site, Resource & Object Classification

Sum of Expenditure					
Fund	Site Type	Site Code	Resource Code	Classification	Total
01 General Fund	Middle School	201 Claremont Middle	9283 Salesforce.org	4 - Books & Supplies	\$0
			9283 Salesforce.org Total		\$59,360
			9332 Measure G1 Parcel Tx	1 - Certificated Salaries	\$79,540
				3 - Benefits	\$36,015
				4 - Books & Supplies	\$3,280
				5 - Other Services and Operating Expenditures	\$14,000
			9332 Measure G1 Parcel Tx Total		\$132,835
			9334 Measure G, Parcel Tax	2 - Classified Salaries	\$6,425
				3 - Benefits	\$2,314
				4 - Books & Supplies	\$39,023
			9334 Measure G, Parcel Tax Total		\$47,762
			9337 PTA LOCAL SCHOOLS	1 - Certificated Salaries	\$36,748
				2 - Classified Salaries	\$38,384
				3 - Benefits	\$31,215
				4 - Books & Supplies	\$0
			9337 PTA LOCAL SCHOOLS Total		\$106,348
			6266 Educator Effectiveness	1 - Certificated Salaries	\$12,281
				3 - Benefits	\$3,026
				4 - Books & Supplies	\$0
			6266 Educator Effectiveness Total		\$15,307
			7425 Expanded Learning Opp Prop98	2 - Classified Salaries	\$3,917
				3 - Benefits	\$1,453
			7425 Expanded Learning Opp Prop98 Total		\$5,370
			3226 After School Educ & Safety	5 - Other Services and Operating Expenditures	\$30,167
			3226 After School Educ & Safety Total		\$30,167
		201 Claremont Middle Total			\$4,761,807
		204 West Oakland Middle	0000 General Purpose-unrestricted	1 - Certificated Salaries	\$674,880
				2 - Classified Salaries	\$94,479
				3 - Benefits	\$326,729
				4 - Books & Supplies	\$12,099
			0000 General Purpose-unrestricted Total		\$1,108,187
			0002 Unrestricted Supplemental	1 - Certificated Salaries	\$89,768
				2 - Classified Salaries	\$6,089
				3 - Benefits	\$36,712
				4 - Books & Supplies	\$8,071
			0002 Unrestricted Supplemental Total		\$140,640
			0004 Central Concentration	1 - Certificated Salaries	\$32,382
				2 - Classified Salaries	\$51,752
				3 - Benefits	\$41,130
			0004 Central Concentration Total		\$125,264
			3010 Title I-Basic Grant Low Income	1 - Certificated Salaries	\$48,129
				2 - Classified Salaries	\$0
				3 - Benefits	\$19,957
				4 - Books & Supplies	\$2,219
				5 - Other Services and Operating Expenditures	\$2,148
			3010 Title I-Basic Grant Low Income Total		\$72,453
			3213 ESSER III	1 - Certificated Salaries	\$11,000
				2 - Classified Salaries	\$3,645
				3 - Benefits	\$1,476
			3213 ESSER III Total		\$16,121
			3216 ELO Esser II St Reserve	2 - Classified Salaries	\$103,453
				3 - Benefits	\$60,965
			3216 ELO Esser II St Reserve Total		\$164,418
			3310 Se-idea Basic Grant PI94-142	2 - Classified Salaries	\$0
				3 - Benefits	\$0
			3310 Se-idea Basic Grant PI94-142 Total		\$0
			4127 Title 4-Student Support	4 - Books & Supplies	\$2,948

OUSD Budget Summary - 2022-23 UnAudited Actuals
Data by Fund, Division Type, Site, Resource & Object Classification

Sum of Expenditure	Site Type	Site Code	Resource Code	Classification	Total
01 General Fund	Middle School	204 West Oakland Middle	4127 Title 4-Student Support Total		\$2,948
			6010 After School Learning&safehood	1 - Certificated Salaries	\$308
				2 - Classified Salaries	\$3,575
				3 - Benefits	\$811
				5 - Other Services and Operating Expenditures	\$133,412
			6010 After School Learning&safehood Total		\$138,106
			6500 Special Education	1 - Certificated Salaries	\$175,639
				2 - Classified Salaries	\$32,531
				3 - Benefits	\$97,012
			6500 Special Education Total		\$305,181
			9011 Donations	4 - Books & Supplies	\$0
			9011 Donations Total		\$0
			9197 Chvrn Grp - Prj Lead The Way	4 - Books & Supplies	\$0
			9197 Chvrn Grp - Prj Lead The Way Total		\$0
			9283 Salesforce.org	1 - Certificated Salaries	\$42,518
				2 - Classified Salaries	\$14,100
				3 - Benefits	\$35,355
				4 - Books & Supplies	\$20,491
				5 - Other Services and Operating Expenditures	\$2,231
			9283 Salesforce.org Total		\$114,696
			9332 Measure G1 Parcel Tx	1 - Certificated Salaries	\$29,770
				2 - Classified Salaries	\$6,777
				3 - Benefits	\$9,841
				5 - Other Services and Operating Expenditures	\$63,650
			9332 Measure G1 Parcel Tx Total		\$110,038
			9334 Measure G, Parcel Tax	2 - Classified Salaries	\$48,849
				3 - Benefits	\$18,128
				4 - Books & Supplies	\$6,034
				5 - Other Services and Operating Expenditures	\$25,000
			9334 Measure G, Parcel Tax Total		\$98,011
			6266 Educator Effectiveness	1 - Certificated Salaries	\$11,105
				3 - Benefits	\$3,320
				4 - Books & Supplies	\$0
			6266 Educator Effectiveness Total		\$14,426
			7425 Expanded Learning Opp Prop98	1 - Certificated Salaries	\$109,081
				2 - Classified Salaries	\$14,100
				3 - Benefits	\$63,212
			7425 Expanded Learning Opp Prop98 Total		\$186,393
			0006 S&C Carryover	2 - Classified Salaries	\$92,654
				3 - Benefits	\$44,911
			0006 S&C Carryover Total		\$137,565
			6547 SPED Early Interv Preschool	1 - Certificated Salaries	\$73,305
				3 - Benefits	\$28,421
			6547 SPED Early Interv Preschool Total		\$101,726
			3226 After School Educ & Safety	5 - Other Services and Operating Expenditures	\$33,944
			3226 After School Educ & Safety Total		\$33,944
			3219 ELO ESSER III St Resv LL	1 - Certificated Salaries	\$95,424
				3 - Benefits	\$47,287
			3219 ELO ESSER III St Resv LL Total		\$142,710
			6332 CCSPP Implementation Grant	2 - Classified Salaries	\$62,826
				3 - Benefits	\$24,222
				4 - Books & Supplies	\$1,271
				5 - Other Services and Operating Expenditures	\$0
			6332 CCSPP Implementation Grant Total		\$88,319
		204 West Oakland Middle Total			\$3,101,146
		206 Bret Harte Middle	0000 General Purpose-unrestricted	1 - Certificated Salaries	\$1,601,906
				2 - Classified Salaries	\$121,435

OUSD Budget Summary - 2022-23 UnAudited Actuals
Data by Fund, Division Type, Site, Resource & Object Classification

Sum of Expenditure					
Fund	Site Type	Site Code	Resource Code	Classification	Total
01 General Fund	Middle School	206 Bret Harte Middle	0000 General Purpose-unrestricted	3 - Benefits	\$820,336
				4 - Books & Supplies	\$28,630
				5 - Other Services and Operating Expenditures	\$4,257
			0000 General Purpose-unrestricted Total		\$2,576,563
			0002 Unrestricted Supplemental	1 - Certificated Salaries	\$210,322
				2 - Classified Salaries	\$1,329
				3 - Benefits	\$105,322
				4 - Books & Supplies	\$0
			0002 Unrestricted Supplemental Total		\$316,973
			0004 Central Concentration	1 - Certificated Salaries	\$141,615
				2 - Classified Salaries	\$111,633
				3 - Benefits	\$109,884
			0004 Central Concentration Total		\$363,131
			3010 Title I-Basic Grant Low Income	1 - Certificated Salaries	\$117,701
				3 - Benefits	\$57,112
				4 - Books & Supplies	\$0
				5 - Other Services and Operating Expenditures	\$0
			3010 Title I-Basic Grant Low Income Total		\$174,813
			3182 ESSA: Comp Support & Improvmt	1 - Certificated Salaries	\$97,939
				2 - Classified Salaries	\$4,761
				3 - Benefits	\$46,332
				4 - Books & Supplies	\$0
				5 - Other Services and Operating Expenditures	\$13,388
			3182 ESSA: Comp Support & Improvmt Total		\$162,421
			3212 ESSER II	1 - Certificated Salaries	\$74,815
				3 - Benefits	\$49,310
			3212 ESSER II Total		\$124,125
			3213 ESSER III	1 - Certificated Salaries	\$28,000
				2 - Classified Salaries	\$24,364
				3 - Benefits	\$5,505
			3213 ESSER III Total		\$57,869
			3216 ELO Esser II St Reserve	2 - Classified Salaries	\$66,515
				3 - Benefits	\$22,019
			3216 ELO Esser II St Reserve Total		\$88,534
			3310 Se-idea Basic Grant PI94-142	2 - Classified Salaries	\$96,069
				3 - Benefits	\$70,556
			3310 Se-idea Basic Grant PI94-142 Total		\$166,625
			4124 T Iv 21st Century Com Learning	1 - Certificated Salaries	\$0
				3 - Benefits	\$0
				4 - Books & Supplies	\$0
				5 - Other Services and Operating Expenditures	\$0
			4124 T Iv 21st Century Com Learning Total		\$0
			4127 Title 4-Student Support	4 - Books & Supplies	\$0
			4127 Title 4-Student Support Total		\$0
			6010 After School Learning&safefood	2 - Classified Salaries	\$6,283
				3 - Benefits	\$1,131
				5 - Other Services and Operating Expenditures	\$177,716
			6010 After School Learning&safefood Total		\$185,130
			6500 Special Education	1 - Certificated Salaries	\$523,134
				2 - Classified Salaries	\$184,879
				3 - Benefits	\$373,577
			6500 Special Education Total		\$1,081,590
			9011 Donations	4 - Books & Supplies	\$1,276
			9011 Donations Total		\$1,276
			9283 Salesforce.org	1 - Certificated Salaries	\$108,195
				3 - Benefits	\$48,652
				4 - Books & Supplies	\$0

OUSD Budget Summary - 2022-23 UnAudited Actuals
Data by Fund, Division Type, Site, Resource & Object Classification

Sum of Expenditure	Site Type	Site Code	Resource Code	Classification	Total
01 General Fund	Middle School	206 Bret Harte Middle	9283 Salesforce.org Total		\$156,846
			9332 Measure G1 Parcel Tx	1 - Certificated Salaries	\$62,797
				3 - Benefits	\$22,860
				4 - Books & Supplies	\$10,469
			9332 Measure G1 Parcel Tx Total		\$96,126
			9334 Measure G, Parcel Tax	1 - Certificated Salaries	\$2,599
				2 - Classified Salaries	\$41,957
				3 - Benefits	\$25,006
				4 - Books & Supplies	\$5,675
				5 - Other Services and Operating Expenditures	\$22,000
			9334 Measure G, Parcel Tax Total		\$97,237
			6266 Educator Effectiveness	4 - Books & Supplies	\$0
				5 - Other Services and Operating Expenditures	\$14,999
			6266 Educator Effectiveness Total		\$14,999
			7425 Expanded Learning Opp Prop98	1 - Certificated Salaries	\$17,572
				2 - Classified Salaries	\$21,078
				3 - Benefits	\$20,727
			7425 Expanded Learning Opp Prop98 Total		\$59,376
			3226 After School Educ & Safety	2 - Classified Salaries	\$7,273
				3 - Benefits	\$1,142
				5 - Other Services and Operating Expenditures	\$30,943
			3226 After School Educ & Safety Total		\$39,358
			3218 ELO ESSER III St Resv Emernqcy	1 - Certificated Salaries	\$42,897
				3 - Benefits	\$35,469
			3218 ELO ESSER III St Resv Emernqcy Total		\$78,366
			3219 ELO ESSER III St Resv LL	2 - Classified Salaries	\$41,196
				3 - Benefits	\$10,151
			3219 ELO ESSER III St Resv LL Total		\$51,347
			6332 CCSPP Implementation Grant	1 - Certificated Salaries	\$14,784
				3 - Benefits	\$3,309
				5 - Other Services and Operating Expenditures	\$4,813
			6332 CCSPP Implementation Grant Total		\$22,906
		206 Bret Harte Middle Total			\$5,915,610
		210 Edna Brewer Middle	0000 General Purpose-unrestricted	1 - Certificated Salaries	\$2,509,863
				2 - Classified Salaries	\$163,011
				3 - Benefits	\$1,275,669
				4 - Books & Supplies	\$19,669
				5 - Other Services and Operating Expenditures	\$3,504
			0000 General Purpose-unrestricted Total		\$3,971,715
			0002 Unrestricted Supplemental	1 - Certificated Salaries	\$168,499
				2 - Classified Salaries	\$3,050
				3 - Benefits	\$56,436
				4 - Books & Supplies	\$32,222
				5 - Other Services and Operating Expenditures	\$25,166
			0002 Unrestricted Supplemental Total		\$285,373
			0004 Central Concentration	1 - Certificated Salaries	\$30,518
				2 - Classified Salaries	\$97,442
				3 - Benefits	\$68,562
			0004 Central Concentration Total		\$196,522
			3010 Title I-Basic Grant Low Income	1 - Certificated Salaries	\$45,207
				2 - Classified Salaries	\$76,427
				3 - Benefits	\$41,100
				4 - Books & Supplies	\$0
				5 - Other Services and Operating Expenditures	\$8,590
			3010 Title I-Basic Grant Low Income Total		\$171,325
			3212 ESSER II	1 - Certificated Salaries	\$118,581
				3 - Benefits	\$53,415

OUSD Budget Summary - 2022-23 UnAudited Actuals
Data by Fund, Division Type, Site, Resource & Object Classification

Sum of Expenditure	Site Type	Site Code	Resource Code	Classification	Total
01 General Fund	Middle School	210 Edna Brewer Middle	3212 ESSER II Total		\$171,997
			3213 ESSER III	1 - Certificated Salaries	\$33,000
				2 - Classified Salaries	\$24,537
				3 - Benefits	\$5,572
			3213 ESSER III Total		\$63,109
			3310 Se-idea Basic Grant PI94-142	2 - Classified Salaries	\$212,172
				3 - Benefits	\$178,749
			3310 Se-idea Basic Grant PI94-142 Total		\$390,921
			6010 After School Learning&safeguard	1 - Certificated Salaries	\$1,155
				3 - Benefits	\$285
				5 - Other Services and Operating Expenditures	\$138,083
			6010 After School Learning&safeguard Total		\$139,523
			6500 Special Education	1 - Certificated Salaries	\$550,193
				2 - Classified Salaries	\$110,985
				3 - Benefits	\$358,120
			6500 Special Education Total		\$1,019,298
			9011 Donations	1 - Certificated Salaries	\$0
				2 - Classified Salaries	\$378
				3 - Benefits	\$47
				4 - Books & Supplies	\$3,967
				5 - Other Services and Operating Expenditures	\$0
			9011 Donations Total		\$4,392
			9283 Salesforce.org	1 - Certificated Salaries	\$107,105
				3 - Benefits	\$35,433
				4 - Books & Supplies	\$0
			9283 Salesforce.org Total		\$142,538
			9332 Measure G1 Parcel Tx	1 - Certificated Salaries	\$133,835
				3 - Benefits	\$47,074
				5 - Other Services and Operating Expenditures	\$76,820
			9332 Measure G1 Parcel Tx Total		\$257,729
			9334 Measure G, Parcel Tax	2 - Classified Salaries	\$18,688
				3 - Benefits	\$6,935
				4 - Books & Supplies	\$22,387
			9334 Measure G, Parcel Tax Total		\$48,010
			9337 PTA LOCAL SCHOOLS	4 - Books & Supplies	\$0
			9337 PTA LOCAL SCHOOLS Total		\$0
			6266 Educator Effectiveness	4 - Books & Supplies	\$0
				5 - Other Services and Operating Expenditures	\$0
			6266 Educator Effectiveness Total		\$0
			7425 Expanded Learning Opp Prop98	2 - Classified Salaries	\$78,336
				3 - Benefits	\$36,343
			7425 Expanded Learning Opp Prop98 Total		\$114,679
			3226 After School Educ & Safety	5 - Other Services and Operating Expenditures	\$25,776
			3226 After School Educ & Safety Total		\$25,776
			0041 AB1840 Final Installment	1 - Certificated Salaries	\$52,141
				3 - Benefits	\$40,478
				4 - Books & Supplies	\$0
				5 - Other Services and Operating Expenditures	\$23,760
			0041 AB1840 Final Installment Total		\$116,379
		210 Edna Brewer Middle Total			\$7,119,286
		211 Montera Middle	0000 General Purpose-unrestricted	1 - Certificated Salaries	\$2,202,001
				2 - Classified Salaries	\$132,048
				3 - Benefits	\$1,131,619
				4 - Books & Supplies	\$25,051
				5 - Other Services and Operating Expenditures	\$1,589
			0000 General Purpose-unrestricted Total		\$3,492,307
			0002 Unrestricted Supplemental	1 - Certificated Salaries	\$168,752

OUSD Budget Summary - 2022-23 UnAudited Actuals
Data by Fund, Division Type, Site, Resource & Object Classification

Sum of Expenditure	Site Type	Site Code	Resource Code	Classification	Total
01 General Fund	Middle School	211 Montera Middle	0002 Unrestricted Supplemental	2 - Classified Salaries	\$15,532
				3 - Benefits	\$80,239
				4 - Books & Supplies	\$9,958
				5 - Other Services and Operating Expenditures	\$6,424
			0002 Unrestricted Supplemental Total		\$280,906
			0004 Central Concentration	1 - Certificated Salaries	\$67,974
				2 - Classified Salaries	\$64,583
				3 - Benefits	\$68,590
			0004 Central Concentration Total		\$201,147
			3010 Title I-Basic Grant Low Income	1 - Certificated Salaries	\$15,169
				2 - Classified Salaries	\$43,055
				3 - Benefits	\$25,942
				4 - Books & Supplies	\$46,052
				5 - Other Services and Operating Expenditures	\$0
			3010 Title I-Basic Grant Low Income Total		\$130,219
			3212 ESSER II	1 - Certificated Salaries	\$131,354
				3 - Benefits	\$52,905
			3212 ESSER II Total		\$184,259
			3213 ESSER III	1 - Certificated Salaries	\$35,000
				2 - Classified Salaries	\$23,492
				3 - Benefits	\$5,895
			3213 ESSER III Total		\$64,387
			3310 Se-idea Basic Grant PI94-142	2 - Classified Salaries	\$148,617
				3 - Benefits	\$85,495
			3310 Se-idea Basic Grant PI94-142 Total		\$234,111
			3550 Voc & Applied Secondary&adult	4 - Books & Supplies	\$17,918
				5 - Other Services and Operating Expenditures	\$0
			3550 Voc & Applied Secondary&adult Total		\$17,918
			6500 Special Education	1 - Certificated Salaries	\$628,395
				2 - Classified Salaries	\$154,906
				3 - Benefits	\$484,506
			6500 Special Education Total		\$1,267,808
			7426 Expanded Learning Opp Para	1 - Certificated Salaries	\$23,792
				3 - Benefits	\$14,846
			7426 Expanded Learning Opp Para Total		\$38,638
			9011 Donations	4 - Books & Supplies	\$0
			9011 Donations Total		\$0
			9283 Salesforce.org	1 - Certificated Salaries	\$33,797
				3 - Benefits	\$12,834
				4 - Books & Supplies	\$60,140
				5 - Other Services and Operating Expenditures	\$2,360
				6 - Capital Outlay	\$18,772
			9283 Salesforce.org Total		\$127,903
			9332 Measure G1 Parcel Tx	1 - Certificated Salaries	\$122,989
				3 - Benefits	\$68,832
				4 - Books & Supplies	\$17,346
			9332 Measure G1 Parcel Tx Total		\$209,168
			9334 Measure G, Parcel Tax	2 - Classified Salaries	\$50,187
				3 - Benefits	\$18,889
				4 - Books & Supplies	\$2,890
			9334 Measure G, Parcel Tax Total		\$71,966
			6266 Educator Effectiveness	4 - Books & Supplies	\$0
				5 - Other Services and Operating Expenditures	\$0
			6266 Educator Effectiveness Total		\$0
			7425 Expanded Learning Opp Prop98	1 - Certificated Salaries	\$33,154
				3 - Benefits	\$20,679
			7425 Expanded Learning Opp Prop98 Total		\$53,833

OUSD Budget Summary - 2022-23 UnAudited Actuals
Data by Fund, Division Type, Site, Resource & Object Classification

Sum of Expenditure	Site Type	Site Code	Resource Code	Classification	Total
01 General Fund	Middle School	211 Montera Middle Total			\$6,374,568
		212 Roosevelt Middle	0000 General Purpose-unrestricted	1 - Certificated Salaries	\$1,850,628
				2 - Classified Salaries	\$71,921
				3 - Benefits	\$840,821
				4 - Books & Supplies	\$36,560
				5 - Other Services and Operating Expenditures	\$5,534
			0000 General Purpose-unrestricted Total		\$2,805,464
			0002 Unrestricted Supplemental	1 - Certificated Salaries	\$242,845
				2 - Classified Salaries	\$54,078
				3 - Benefits	\$122,032
				4 - Books & Supplies	\$0
				5 - Other Services and Operating Expenditures	\$4,111
			0002 Unrestricted Supplemental Total		\$423,066
			0004 Central Concentration	1 - Certificated Salaries	\$238,340
				2 - Classified Salaries	\$107,638
				3 - Benefits	\$168,597
			0004 Central Concentration Total		\$514,575
			3010 Title I-Basic Grant Low Income	1 - Certificated Salaries	\$141,163
				3 - Benefits	\$54,537
				4 - Books & Supplies	\$0
			3010 Title I-Basic Grant Low Income Total		\$195,700
			3212 ESSER II	1 - Certificated Salaries	\$78,188
				3 - Benefits	\$32,781
			3212 ESSER II Total		\$110,970
			3213 ESSER III	1 - Certificated Salaries	\$29,000
				2 - Classified Salaries	\$37,767
				3 - Benefits	\$6,685
				5 - Other Services and Operating Expenditures	\$52,857
			3213 ESSER III Total		\$126,309
			3310 Se-idea Basic Grant PI94-142	2 - Classified Salaries	\$73,926
				3 - Benefits	\$88,727
			3310 Se-idea Basic Grant PI94-142 Total		\$162,653
			4124 T Iv 21st Century Com Learning	4 - Books & Supplies	\$0
				5 - Other Services and Operating Expenditures	\$22,916
			4124 T Iv 21st Century Com Learning Total		\$22,916
			4127 Title 4-Student Support	4 - Books & Supplies	\$0
			4127 Title 4-Student Support Total		\$0
			6010 After School Learning&safehood	5 - Other Services and Operating Expenditures	\$363,331
			6010 After School Learning&safehood Total		\$363,331
			6500 Special Education	1 - Certificated Salaries	\$413,579
				2 - Classified Salaries	\$185,287
				3 - Benefits	\$375,997
			6500 Special Education Total		\$974,863
			9006 Oak Public Ed Fund	4 - Books & Supplies	\$0
			9006 Oak Public Ed Fund Total		\$0
			9283 Salesforce.org	1 - Certificated Salaries	\$123,574
				3 - Benefits	\$33,268
				5 - Other Services and Operating Expenditures	\$4,681
			9283 Salesforce.org Total		\$161,523
			9305 Educate 78 -asp.pri.prg.	4 - Books & Supplies	\$0
			9305 Educate 78 -asp.pri.prg. Total		\$0
			9332 Measure G1 Parcel Tx	1 - Certificated Salaries	\$127,233
				3 - Benefits	\$51,669
				4 - Books & Supplies	\$44,070
				5 - Other Services and Operating Expenditures	\$0
				6 - Capital Outlay	\$12,186
			9332 Measure G1 Parcel Tx Total		\$235,158

OUSD Budget Summary - 2022-23 UnAudited Actuals
Data by Fund, Division Type, Site, Resource & Object Classification

Sum of Expenditure								
Fund	Site Type	Site Code	Resource Code	Classification	Total			
01 General Fund	Middle School	212 Roosevelt Middle	9334 Measure G, Parcel Tax	2 - Classified Salaries	\$35,438			
				3 - Benefits	\$21,414			
				4 - Books & Supplies	\$0			
				5 - Other Services and Operating Expenditures	\$30,000			
				9334 Measure G, Parcel Tax Total	\$86,852			
				6266 Educator Effectiveness	1 - Certificated Salaries	\$5,891		
					3 - Benefits	\$1,451		
					4 - Books & Supplies	\$0		
					5 - Other Services and Operating Expenditures	\$6,760		
				6266 Educator Effectiveness Total	\$14,102			
				7425 Expanded Learning Opp Prop98	2 - Classified Salaries	\$10,150		
					3 - Benefits	\$3,767		
				7425 Expanded Learning Opp Prop98 Total	\$13,917			
				3226 After School Educ & Safety	5 - Other Services and Operating Expenditures	\$12,480		
				3226 After School Educ & Safety Total	\$12,480			
				0041 AB1840 Final Installment	2 - Classified Salaries	\$63,345		
					3 - Benefits	\$33,036		
					5 - Other Services and Operating Expenditures	\$57,600		
				0041 AB1840 Final Installment Total	\$153,980			
				3219 ELO ESSER III St Resv LL	2 - Classified Salaries	\$37,814		
					3 - Benefits	\$14,033		
				3219 ELO ESSER III St Resv LL Total	\$51,847			
				6332 CCSP Implementation Grant	2 - Classified Salaries	\$49,985		
					3 - Benefits	\$18,550		
					4 - Books & Supplies	\$0		
					5 - Other Services and Operating Expenditures	\$0		
				6332 CCSP Implementation Grant Total	\$68,535			
				212 Roosevelt Middle Total	\$6,498,240			
				213 Westlake Middle	0000 General Purpose-unrestricted	1 - Certificated Salaries	\$900,226	
						2 - Classified Salaries	\$119,781	
						3 - Benefits	\$429,986	
						4 - Books & Supplies	\$16,115	
						5 - Other Services and Operating Expenditures	\$6,561	
						0000 General Purpose-unrestricted Total	\$1,472,669	
						0002 Unrestricted Supplemental	1 - Certificated Salaries	\$161,326
							2 - Classified Salaries	\$1,342
							3 - Benefits	\$67,026
							4 - Books & Supplies	\$1,879
							5 - Other Services and Operating Expenditures	\$2,600
						0002 Unrestricted Supplemental Total	\$234,174	
						0004 Central Concentration	1 - Certificated Salaries	\$35,778
							2 - Classified Salaries	\$131,483
							3 - Benefits	\$97,253
						0004 Central Concentration Total	\$264,514	
						3010 Title I-Basic Grant Low Income	1 - Certificated Salaries	\$30,733
							2 - Classified Salaries	\$25,716
							3 - Benefits	\$34,874
		4 - Books & Supplies	\$0					
	3010 Title I-Basic Grant Low Income Total	\$91,323						
	3182 ESSA: Comp Support & Improvmt	1 - Certificated Salaries	\$20,732					
		3 - Benefits	\$10,460					
		4 - Books & Supplies	\$4,169					
	3182 ESSA: Comp Support & Improvmt Total	\$35,361						
	3212 ESSER II	1 - Certificated Salaries	\$90,737					
		3 - Benefits	\$32,368					
	3212 ESSER II Total	\$123,106						
	3213 ESSER III	1 - Certificated Salaries	\$16,000					

OUSD Budget Summary - 2022-23 UnAudited Actuals
Data by Fund, Division Type, Site, Resource & Object Classification

Sum of Expenditure					
Fund	Site Type	Site Code	Resource Code	Classification	Total
01 General Fund	Middle School	215 Madison Park Academy	0002 Unrestricted Supplemental	2 - Classified Salaries	\$157,328
				3 - Benefits	\$184,003
			0002 Unrestricted Supplemental Total		\$558,389
			0004 Central Concentration	1 - Certificated Salaries	\$448,250
				2 - Classified Salaries	\$95,462
				3 - Benefits	\$249,186
			0004 Central Concentration Total		\$792,899
			3010 Title I-Basic Grant Low Income	1 - Certificated Salaries	\$152,606
				2 - Classified Salaries	\$20,674
				3 - Benefits	\$88,673
				4 - Books & Supplies	\$0
				5 - Other Services and Operating Expenditures	\$22,693
			3010 Title I-Basic Grant Low Income Total		\$284,646
			3213 ESSER III	1 - Certificated Salaries	\$30,000
				2 - Classified Salaries	\$29,670
				3 - Benefits	\$5,875
			3213 ESSER III Total		\$65,545
			3216 ELO Esser II St Reserve	1 - Certificated Salaries	\$67,783
				2 - Classified Salaries	\$119,881
				3 - Benefits	\$91,835
			3216 ELO Esser II St Reserve Total		\$279,498
			3310 Se-idea Basic Grant PI94-142	2 - Classified Salaries	\$26,923
				3 - Benefits	\$29,629
			3310 Se-idea Basic Grant PI94-142 Total		\$56,552
			3550 Voc & Applied Secondary&adult	4 - Books & Supplies	\$44,587
			3550 Voc & Applied Secondary&adult Total		\$44,587
			4124 T Iv 21st Century Com Learning	4 - Books & Supplies	\$0
				5 - Other Services and Operating Expenditures	\$41,748
			4124 T Iv 21st Century Com Learning Total		\$41,748
			4127 Title 4-Student Support	4 - Books & Supplies	\$5,204
				5 - Other Services and Operating Expenditures	\$7,737
			4127 Title 4-Student Support Total		\$12,941
			6010 After School Learning&safeguard	1 - Certificated Salaries	\$4,890
				2 - Classified Salaries	\$10,932
				3 - Benefits	\$3,660
				5 - Other Services and Operating Expenditures	\$186,233
			6010 After School Learning&safeguard Total		\$205,715
			6500 Special Education	1 - Certificated Salaries	\$369,823
				2 - Classified Salaries	\$141,017
				3 - Benefits	\$257,456
			6500 Special Education Total		\$768,297
			9011 Donations	4 - Books & Supplies	\$0
			9011 Donations Total		\$0
			9059 Philanthropic Ventures Fndn	5 - Other Services and Operating Expenditures	\$2,275
			9059 Philanthropic Ventures Fndn Total		\$2,275
			9283 Salesforce.org	1 - Certificated Salaries	\$147,133
				3 - Benefits	\$63,958
				4 - Books & Supplies	\$849
			9283 Salesforce.org Total		\$211,940
			9332 Measure G1 Parcel Tx	1 - Certificated Salaries	\$91,749
				2 - Classified Salaries	\$1,159
				3 - Benefits	\$51,200
				4 - Books & Supplies	\$46,810
				5 - Other Services and Operating Expenditures	\$11,240
			9332 Measure G1 Parcel Tx Total		\$202,158
			9333 Measure N	1 - Certificated Salaries	\$63,850
				2 - Classified Salaries	\$122,741

OUSD Budget Summary - 2022-23 UnAudited Actuals
Data by Fund, Division Type, Site, Resource & Object Classification

Sum of Expenditure	Site Type	Site Code	Resource Code	Classification	Total
01 General Fund	Middle School	215 Madison Park Academy	9333 Measure N	3 - Benefits	\$77,316
				4 - Books & Supplies	\$996
				5 - Other Services and Operating Expenditures	\$149,655
			9333 Measure N Total		\$414,558
			9334 Measure G, Parcel Tax	2 - Classified Salaries	\$15,315
				3 - Benefits	\$5,683
				4 - Books & Supplies	\$47,407
				5 - Other Services and Operating Expenditures	\$25,000
			9334 Measure G, Parcel Tax Total		\$93,405
			6266 Educator Effectiveness	1 - Certificated Salaries	\$0
				3 - Benefits	\$0
				4 - Books & Supplies	\$0
			6266 Educator Effectiveness Total		\$0
			7425 Expanded Learning Opp Prop98	1 - Certificated Salaries	\$43,646
				2 - Classified Salaries	\$22,792
				3 - Benefits	\$38,073
			7425 Expanded Learning Opp Prop98 Total		\$104,511
			3226 After School Educ & Safety	5 - Other Services and Operating Expenditures	\$33,416
			3226 After School Educ & Safety Total		\$33,416
			6332 CCSPP Implementation Grant	2 - Classified Salaries	\$39,335
				3 - Benefits	\$10,376
			6332 CCSPP Implementation Grant Total		\$49,711
		215 Madison Park Academy Upper Total			\$7,657,600
		219 Frick United Academy c	0000 General Purpose-unrestricted	1 - Certificated Salaries	\$1,126,578
				2 - Classified Salaries	\$123,212
				3 - Benefits	\$460,815
				4 - Books & Supplies	\$20,538
				5 - Other Services and Operating Expenditures	\$3,830
			0000 General Purpose-unrestricted Total		\$1,734,972
			0002 Unrestricted Supplemental	1 - Certificated Salaries	\$55,104
				2 - Classified Salaries	\$106,395
				3 - Benefits	\$87,321
				4 - Books & Supplies	\$314
			0002 Unrestricted Supplemental Total		\$249,133
			0004 Central Concentration	1 - Certificated Salaries	\$268,838
				2 - Classified Salaries	\$134,107
				3 - Benefits	\$191,586
			0004 Central Concentration Total		\$594,532
			3010 Title I-Basic Grant Low Income	1 - Certificated Salaries	\$98,966
				3 - Benefits	\$37,502
				4 - Books & Supplies	\$0
			3010 Title I-Basic Grant Low Income Total		\$136,467
			3182 ESSA: Comp Support & Improvmt	1 - Certificated Salaries	\$94,416
				3 - Benefits	\$43,569
				4 - Books & Supplies	\$0
			3182 ESSA: Comp Support & Improvmt Total		\$137,985
			3212 ESSER II	1 - Certificated Salaries	\$10,240
				3 - Benefits	\$2,523
			3212 ESSER II Total		\$12,763
			3213 ESSER III	1 - Certificated Salaries	\$18,000
				2 - Classified Salaries	\$11,222
				3 - Benefits	\$3,119
				5 - Other Services and Operating Expenditures	\$77,000
			3213 ESSER III Total		\$109,341
			3216 ELO Esser II St Reserve	1 - Certificated Salaries	\$95,457
				3 - Benefits	\$46,725
			3216 ELO Esser II St Reserve Total		\$142,181

OUSD Budget Summary - 2022-23 UnAudited Actuals
Data by Fund, Division Type, Site, Resource & Object Classification

Sum of Expenditure Fund	Site Type	Site Code	Resource Code	Classification	Total
01 General Fund	Middle School	219 Frick United Academy c	4127 Title 4-Student Support	4 - Books & Supplies	\$0
				5 - Other Services and Operating Expenditures	\$12,082
			4127 Title 4-Student Support Total		\$12,082
			6010 After School Learning&safehood	5 - Other Services and Operating Expenditures	\$201,892
			6010 After School Learning&safehood Total		\$201,892
			6500 Special Education	1 - Certificated Salaries	\$279,114
				2 - Classified Salaries	\$102,905
				3 - Benefits	\$250,107
			6500 Special Education Total		\$632,126
			9011 Donations	4 - Books & Supplies	\$0
			9011 Donations Total		\$0
			9059 Philanthropic Ventures Fndn	4 - Books & Supplies	\$0
			9059 Philanthropic Ventures Fndn Total		\$0
			9225 Kaiser Health&wellness W/ebcf	1 - Certificated Salaries	\$0
				3 - Benefits	\$0
			9225 Kaiser Health&wellness W/ebcf Total		\$0
			9283 Salesforce.org	1 - Certificated Salaries	\$112,948
				2 - Classified Salaries	\$24,994
				3 - Benefits	\$70,499
				4 - Books & Supplies	\$26,444
				5 - Other Services and Operating Expenditures	\$550
			9283 Salesforce.org Total		\$235,435
			9332 Measure G1 Parcel Tx	1 - Certificated Salaries	\$68,573
				2 - Classified Salaries	\$0
				3 - Benefits	\$26,822
				4 - Books & Supplies	\$19,536
			9332 Measure G1 Parcel Tx Total		\$114,932
			9334 Measure G, Parcel Tax	2 - Classified Salaries	\$31,282
				3 - Benefits	\$21,396
				4 - Books & Supplies	\$0
			9334 Measure G, Parcel Tax Total		\$52,678
			6266 Educator Effectiveness	1 - Certificated Salaries	\$1,887
				3 - Benefits	\$368
				4 - Books & Supplies	\$0
			6266 Educator Effectiveness Total		\$2,255
			7425 Expanded Learning Opp Prop98	1 - Certificated Salaries	\$19,001
				3 - Benefits	\$9,340
			7425 Expanded Learning Opp Prop98 Total		\$28,341
			3226 After School Educ & Safety	5 - Other Services and Operating Expenditures	\$0
			3226 After School Educ & Safety Total		\$0
			0041 AB1840 Final Installment	1 - Certificated Salaries	\$0
				2 - Classified Salaries	\$0
				3 - Benefits	\$0
			0041 AB1840 Final Installment Total		\$0
			6332 CCSP Implementation Grant	2 - Classified Salaries	\$0
				3 - Benefits	\$0
				4 - Books & Supplies	\$0
	5 - Other Services and Operating Expenditures	\$0			
6332 CCSP Implementation Grant Total		\$0			
		219 Frick United Academy of Lang Total	\$4,397,116		
226 Roots International Aca	9011 Donations	4 - Books & Supplies	\$0		
9011 Donations Total		\$0			
	9182 Rodgers Family Foundation	4 - Books & Supplies	\$0		
9182 Rodgers Family Foundation Total		\$0			
		226 Roots International Academy Total	\$0		
228 United For Success Acc	0000 General Purpose-unrestricted	1 - Certificated Salaries	\$1,317,838		
		2 - Classified Salaries	\$107,645		

OUSD Budget Summary - 2022-23 UnAudited Actuals
Data by Fund, Division Type, Site, Resource & Object Classification

Sum of Expenditure					
Fund	Site Type	Site Code	Resource Code	Classification	Total
01 General Fund	Middle School	228 United For Success Acc	0000 General Purpose-unrestricted	3 - Benefits	\$622,848
				4 - Books & Supplies	\$12,054
				5 - Other Services and Operating Expenditures	\$12,899
			0000 General Purpose-unrestricted Total		\$2,073,285
			0002 Unrestricted Supplemental	1 - Certificated Salaries	\$244,996
				3 - Benefits	\$77,769
			0002 Unrestricted Supplemental Total		\$322,765
			0004 Central Concentration	1 - Certificated Salaries	\$188,146
				2 - Classified Salaries	\$138,972
				3 - Benefits	\$162,550
			0004 Central Concentration Total		\$489,668
			3010 Title I-Basic Grant Low Income	1 - Certificated Salaries	\$74,356
				2 - Classified Salaries	\$7,834
				3 - Benefits	\$31,489
				4 - Books & Supplies	\$3,790
				5 - Other Services and Operating Expenditures	\$0
			3010 Title I-Basic Grant Low Income Total		\$117,469
			3182 ESSA: Comp Support & Improvmt	1 - Certificated Salaries	\$71,800
				3 - Benefits	\$25,925
				4 - Books & Supplies	\$0
				5 - Other Services and Operating Expenditures	\$45,925
			3182 ESSA: Comp Support & Improvmt Total		\$143,651
			3213 ESSER III	1 - Certificated Salaries	\$21,000
				2 - Classified Salaries	\$23,796
				3 - Benefits	\$4,598
				5 - Other Services and Operating Expenditures	\$64,000
			3213 ESSER III Total		\$113,394
			3216 ELO Esser II St Reserve	2 - Classified Salaries	\$115,853
				3 - Benefits	\$42,993
			3216 ELO Esser II St Reserve Total		\$158,846
			4124 T Iv 21st Century Com Learning	4 - Books & Supplies	\$0
				5 - Other Services and Operating Expenditures	\$0
			4124 T Iv 21st Century Com Learning Total		\$0
			4127 Title 4-Student Support	4 - Books & Supplies	\$0
			4127 Title 4-Student Support Total		\$0
			6010 After School Learning&safehood	1 - Certificated Salaries	\$1,964
				3 - Benefits	\$484
				5 - Other Services and Operating Expenditures	\$289,609
			6010 After School Learning&safehood Total		\$292,056
			6500 Special Education	1 - Certificated Salaries	\$190,340
				2 - Classified Salaries	\$124,447
				3 - Benefits	\$211,191
			6500 Special Education Total		\$525,978
			9011 Donations	4 - Books & Supplies	\$10,338
				5 - Other Services and Operating Expenditures	\$4,006
			9011 Donations Total		\$14,343
			9059 Philanthropic Ventures Fndn	4 - Books & Supplies	\$0
			9059 Philanthropic Ventures Fndn Total		\$0
			9283 Salesforce.org	1 - Certificated Salaries	\$61,708
				3 - Benefits	\$28,698
			9283 Salesforce.org Total		\$90,405
			9332 Measure G1 Parcel Tx	1 - Certificated Salaries	\$70,057
				2 - Classified Salaries	\$39,168
				3 - Benefits	\$73,257
				4 - Books & Supplies	\$47,555
				5 - Other Services and Operating Expenditures	\$2,190
			9332 Measure G1 Parcel Tx Total		\$232,227

OUSD Budget Summary - 2022-23 UnAudited Actuals
Data by Fund, Division Type, Site, Resource & Object Classification

Sum of Expenditure									
Fund	Site Type	Site Code	Resource Code	Classification	Total				
01 General Fund	Middle School	228 United For Success Academy	9334 Measure G, Parcel Tax	1 - Certificated Salaries	\$31,600				
				3 - Benefits	\$14,811				
				4 - Books & Supplies	\$1,853				
				5 - Other Services and Operating Expenditures	\$24,000				
				9334 Measure G, Parcel Tax Total				\$72,264	
				6266 Educator Effectiveness	4 - Books & Supplies	\$0			
				6266 Educator Effectiveness Total				\$0	
				7425 Expanded Learning Opp Prop98	2 - Classified Salaries	\$5,871			
				3 - Benefits	\$2,179				
				7425 Expanded Learning Opp Prop98 Total				\$8,050	
				3226 After School Educ & Safety	5 - Other Services and Operating Expenditures	\$0			
				3226 After School Educ & Safety Total				\$0	
				6332 CCSPP Implementation Grant	1 - Certificated Salaries	\$6,930			
				2 - Classified Salaries	\$30,092				
				3 - Benefits	\$8,936				
				4 - Books & Supplies	\$5,300				
				5 - Other Services and Operating Expenditures	\$12,504				
				6332 CCSPP Implementation Grant Total				\$63,762	
				228 United For Success Academy Total					\$4,718,162
						229 Elmhurst United	0000 General Purpose-unrestricted	1 - Certificated Salaries	\$2,288,879
								2 - Classified Salaries	\$115,967
								3 - Benefits	\$1,069,529
								4 - Books & Supplies	\$45,907
								5 - Other Services and Operating Expenditures	\$9,899
				0000 General Purpose-unrestricted Total				\$3,530,180	
							0002 Unrestricted Supplemental	1 - Certificated Salaries	\$241,911
								2 - Classified Salaries	\$66,440
								3 - Benefits	\$131,490
								4 - Books & Supplies	\$80,757
								5 - Other Services and Operating Expenditures	\$60,847
				0002 Unrestricted Supplemental Total				\$581,444	
							0004 Central Concentration	1 - Certificated Salaries	\$224,695
								2 - Classified Salaries	\$246,932
								3 - Benefits	\$210,783
				0004 Central Concentration Total				\$682,411	
							3010 Title I-Basic Grant Low Income	1 - Certificated Salaries	\$180,762
								3 - Benefits	\$53,601
								4 - Books & Supplies	\$982
								5 - Other Services and Operating Expenditures	\$8,294
				3010 Title I-Basic Grant Low Income Total				\$243,639	
			3182 ESSA: Comp Support & Improvmt	1 - Certificated Salaries	\$42,931				
				2 - Classified Salaries	\$121,223				
				3 - Benefits	\$85,669				
				4 - Books & Supplies	\$105,633				
				5 - Other Services and Operating Expenditures	\$126,488				
3182 ESSA: Comp Support & Improvmt Total				\$481,944					
			3212 ESSER II	2 - Classified Salaries	\$0				
				3 - Benefits	\$0				
3212 ESSER II Total				\$0					
			3213 ESSER III	1 - Certificated Salaries	\$27,000				
				2 - Classified Salaries	\$19,724				
				3 - Benefits	\$4,554				
3213 ESSER III Total				\$51,278					
			3216 ELO Esser II St Reserve	2 - Classified Salaries	\$160,334				
				3 - Benefits	\$85,666				
3216 ELO Esser II St Reserve Total				\$245,999					
			4124 T Iv 21st Century Com Learning	4 - Books & Supplies	\$0				

OUSD Budget Summary - 2022-23 UnAudited Actuals
Data by Fund, Division Type, Site, Resource & Object Classification

Sum of Expenditure Fund	Site Type	Site Code	Resource Code	Classification	Total
01 General Fund	Middle School	229 Elmhurst United	4124 T Iv 21st Century Com Learning	5 - Other Services and Operating Expenditures	\$26,823
			4124 T Iv 21st Century Com Learning Total		\$26,823
			4127 Title 4-Student Support	1 - Certificated Salaries	\$0
				3 - Benefits	\$0
				4 - Books & Supplies	\$3,080
				5 - Other Services and Operating Expenditures	\$10,950
			4127 Title 4-Student Support Total		\$14,030
			6010 After School Learning&safehood	1 - Certificated Salaries	\$0
				2 - Classified Salaries	\$14,595
				3 - Benefits	\$3,582
				5 - Other Services and Operating Expenditures	\$136,792
			6010 After School Learning&safehood Total		\$154,969
			6500 Special Education	1 - Certificated Salaries	\$543,598
				2 - Classified Salaries	\$224,518
				3 - Benefits	\$426,298
			6500 Special Education Total		\$1,194,414
			7426 Expanded Learning Opp Para	2 - Classified Salaries	\$10,844
				3 - Benefits	\$6,359
			7426 Expanded Learning Opp Para Total		\$17,203
			9011 Donations	4 - Books & Supplies	\$0
			9011 Donations Total		\$0
			9059 Philanthropic Ventures Fndn	4 - Books & Supplies	\$0
			9059 Philanthropic Ventures Fndn Total		\$0
			9182 Rodgers Family Foundation	4 - Books & Supplies	\$0
			9182 Rodgers Family Foundation Total		\$0
			9234 S.h. Cowell Foundation	4 - Books & Supplies	\$0
			9234 S.h. Cowell Foundation Total		\$0
			9283 Salesforce.org	1 - Certificated Salaries	\$135,081
				2 - Classified Salaries	\$7,636
				3 - Benefits	\$68,320
				4 - Books & Supplies	\$27,980
			9283 Salesforce.org Total		\$239,017
			9332 Measure G1 Parcel Tx	1 - Certificated Salaries	\$91,107
				2 - Classified Salaries	\$58,474
				3 - Benefits	\$62,956
				4 - Books & Supplies	\$14,910
				5 - Other Services and Operating Expenditures	\$62,198
			9332 Measure G1 Parcel Tx Total		\$289,646
			9334 Measure G, Parcel Tax	2 - Classified Salaries	\$43,964
				3 - Benefits	\$28,647
				5 - Other Services and Operating Expenditures	\$25,000
			9334 Measure G, Parcel Tax Total		\$97,611
			6266 Educator Effectiveness	1 - Certificated Salaries	\$8,730
				3 - Benefits	\$2,151
				4 - Books & Supplies	\$0
			6266 Educator Effectiveness Total		\$10,881
			7425 Expanded Learning Opp Prop98	1 - Certificated Salaries	\$5,186
				2 - Classified Salaries	\$25,977
				3 - Benefits	\$19,438
			7425 Expanded Learning Opp Prop98 Total		\$50,600
			3226 After School Educ & Safety	1 - Certificated Salaries	\$0
				3 - Benefits	\$0
				5 - Other Services and Operating Expenditures	\$42,038
			3226 After School Educ & Safety Total		\$42,038
			0041 AB1840 Final Installment	2 - Classified Salaries	\$10,018
				3 - Benefits	\$1,909
				4 - Books & Supplies	\$5,843

OUSD Budget Summary - 2022-23 UnAudited Actuals
Data by Fund, Division Type, Site, Resource & Object Classification

Sum of Expenditure Fund	Site Type	Site Code	Resource Code	Classification	Total
01 General Fund	Middle School	229 Elmhurst United	0041 AB1840 Final Installment	5 - Other Services and Operating Expenditures	\$67,376
			0041 AB1840 Final Installment Total		\$85,147
			3218 ELO ESSER III St Resv Emergency	1 - Certificated Salaries	\$60,718
				3 - Benefits	\$46,581
			3218 ELO ESSER III St Resv Emergency Total		\$107,300
			6332 CCSP Implementation Grant	1 - Certificated Salaries	\$0
				3 - Benefits	\$0
			6332 CCSP Implementation Grant Total		\$0
			229 Elmhurst United Total		\$8,146,574
			232 Coliseum College Prep	0000 General Purpose-unrestricted	1 - Certificated Salaries
				2 - Classified Salaries	\$124,202
				3 - Benefits	\$1,154,383
				4 - Books & Supplies	\$33,297
				5 - Other Services and Operating Expenditures	\$17,462
		0000 General Purpose-unrestricted Total			\$3,727,938
		0002 Unrestricted Supplemental		1 - Certificated Salaries	\$135,447
				2 - Classified Salaries	\$194,161
				3 - Benefits	\$181,838
				4 - Books & Supplies	\$15,440
			5 - Other Services and Operating Expenditures	\$9,755	
		0002 Unrestricted Supplemental Total		\$536,641	
		0004 Central Concentration	1 - Certificated Salaries	\$306,464	
			2 - Classified Salaries	\$129,558	
			3 - Benefits	\$204,126	
		0004 Central Concentration Total		\$640,148	
		3010 Title I-Basic Grant Low Income	1 - Certificated Salaries	\$105,299	
			2 - Classified Salaries	\$105,467	
			3 - Benefits	\$74,500	
			4 - Books & Supplies	\$0	
		3010 Title I-Basic Grant Low Income Total		\$285,266	
		3212 ESSER II	1 - Certificated Salaries	\$164,552	
			3 - Benefits	\$40,387	
		3212 ESSER II Total		\$204,940	
		3213 ESSER III	1 - Certificated Salaries	\$37,000	
			2 - Classified Salaries	\$31,134	
			3 - Benefits	\$6,994	
		3213 ESSER III Total		\$75,127	
		3216 ELO Esser II St Reserve	1 - Certificated Salaries	\$122,063	
			2 - Classified Salaries	\$127,115	
			3 - Benefits	\$102,364	
		3216 ELO Esser II St Reserve Total		\$351,542	
		3310 Se-idea Basic Grant PI94-142	2 - Classified Salaries	\$85,052	
			3 - Benefits	\$84,691	
		3310 Se-idea Basic Grant PI94-142 Total		\$169,743	
		4124 T Iv 21st Century Com Learning	1 - Certificated Salaries	\$8,913	
			3 - Benefits	\$2,196	
			4 - Books & Supplies	\$0	
			5 - Other Services and Operating Expenditures	\$270,157	
		4124 T Iv 21st Century Com Learning Total		\$281,266	
		4127 Title 4-Student Support	1 - Certificated Salaries	\$12,108	
			2 - Classified Salaries	\$8,175	
			3 - Benefits	\$4,366	
			4 - Books & Supplies	\$0	
		4127 Title 4-Student Support Total		\$24,649	
		6010 After School Learning&safehood	1 - Certificated Salaries	\$2,464	
			2 - Classified Salaries	\$22	
			3 - Benefits	\$615	

OUSD Budget Summary - 2022-23 UnAudited Actuals
Data by Fund, Division Type, Site, Resource & Object Classification

Sum of Expenditure Fund	Site Type	Site Code	Resource Code	Classification	Total
01 General Fund	Middle School	232 Coliseum College Prep	6010 After School Learning&safehood	5 - Other Services and Operating Expenditures	\$202,802
			6010 After School Learning&safehood Total		\$205,902
			6500 Special Education	1 - Certificated Salaries	\$600,715
				2 - Classified Salaries	\$196,283
				3 - Benefits	\$452,214
			6500 Special Education Total		\$1,249,213
			9283 Salesforce.org	1 - Certificated Salaries	\$55,729
				3 - Benefits	\$13,357
			9283 Salesforce.org Total		\$69,086
			9332 Measure G1 Parcel Tx	1 - Certificated Salaries	\$193,352
				3 - Benefits	\$89,811
				4 - Books & Supplies	\$0
			9332 Measure G1 Parcel Tx Total		\$283,164
			9333 Measure N	1 - Certificated Salaries	\$207,692
				3 - Benefits	\$70,945
				4 - Books & Supplies	\$0
				5 - Other Services and Operating Expenditures	\$10,000
			9333 Measure N Total		\$288,637
			9334 Measure G, Parcel Tax	2 - Classified Salaries	\$40,248
				3 - Benefits	\$23,468
				4 - Books & Supplies	\$6,301
			9334 Measure G, Parcel Tax Total		\$70,017
			6266 Educator Effectiveness	1 - Certificated Salaries	\$5,887
				2 - Classified Salaries	\$3,429
				3 - Benefits	\$2,647
				4 - Books & Supplies	\$0
				5 - Other Services and Operating Expenditures	\$6,550
			6266 Educator Effectiveness Total		\$18,513
			7425 Expanded Learning Opp Prop98	1 - Certificated Salaries	\$12,906
				2 - Classified Salaries	\$47,634
				3 - Benefits	\$24,012
			7425 Expanded Learning Opp Prop98 Total		\$84,552
			3226 After School Educ & Safety	5 - Other Services and Operating Expenditures	\$0
			3226 After School Educ & Safety Total		\$0
			3219 ELO ESSER III St Resv LL	2 - Classified Salaries	\$90,994
				3 - Benefits	\$38,368
			3219 ELO ESSER III St Resv LL Total		\$129,362
			6332 CCSP Implementation Grant	1 - Certificated Salaries	\$0
				4 - Books & Supplies	\$23,747
				5 - Other Services and Operating Expenditures	\$115,672
			6332 CCSP Implementation Grant Total		\$139,420
		232 Coliseum College Prep Academy Total			\$8,835,127
		235 Melrose Leadership Ac:	0000 General Purpose-unrestricted	1 - Certificated Salaries	\$2,291,512
				2 - Classified Salaries	\$157,603
				3 - Benefits	\$1,163,588
				4 - Books & Supplies	\$23,305
				5 - Other Services and Operating Expenditures	\$3,757
			0000 General Purpose-unrestricted Total		\$3,639,766
			0002 Unrestricted Supplemental	1 - Certificated Salaries	\$133,009
				2 - Classified Salaries	\$6,961
				3 - Benefits	\$67,647
				4 - Books & Supplies	\$9,306
				5 - Other Services and Operating Expenditures	\$46,362
			0002 Unrestricted Supplemental Total		\$263,285
			0004 Central Concentration	1 - Certificated Salaries	\$156,886
				3 - Benefits	\$66,459
			0004 Central Concentration Total		\$223,346

OUSD Budget Summary - 2022-23 UnAudited Actuals
Data by Fund, Division Type, Site, Resource & Object Classification

Sum of Expenditure					
Fund	Site Type	Site Code	Resource Code	Classification	Total
01 General Fund	Middle School	235 Melrose Leadership Ac	3010 Title I-Basic Grant Low Income	1 - Certificated Salaries	\$56,329
				3 - Benefits	\$19,015
				4 - Books & Supplies	\$18,198
			3010 Title I-Basic Grant Low Income Total		\$93,541
			3212 ESSER II	1 - Certificated Salaries	\$105,943
				3 - Benefits	\$69,289
			3212 ESSER II Total		\$175,232
			3213 ESSER III	1 - Certificated Salaries	\$95,435
				2 - Classified Salaries	\$6,781
				3 - Benefits	\$41,033
			3213 ESSER III Total		\$143,249
			3216 ELO Esser II St Reserve	1 - Certificated Salaries	\$69,833
				2 - Classified Salaries	\$3,844
				3 - Benefits	\$26,260
			3216 ELO Esser II St Reserve Total		\$99,938
			6010 After School Learning&safehood	2 - Classified Salaries	\$148
				3 - Benefits	\$34
				5 - Other Services and Operating Expenditures	\$30,652
			6010 After School Learning&safehood Total		\$30,835
			6500 Special Education	1 - Certificated Salaries	\$264,366
				2 - Classified Salaries	\$56,794
				3 - Benefits	\$194,390
			6500 Special Education Total		\$515,550
			7426 Expanded Learning Opp Para	2 - Classified Salaries	\$49,590
				3 - Benefits	\$28,443
			7426 Expanded Learning Opp Para Total		\$78,033
			9182 Rodgers Family Foundation	4 - Books & Supplies	\$0
			9182 Rodgers Family Foundation Total		\$0
			9236 Kenneth Rainin Foundation	2 - Classified Salaries	\$22,253
				3 - Benefits	\$14,518
			9236 Kenneth Rainin Foundation Total		\$36,771
			9283 Salesforce.org	1 - Certificated Salaries	\$93,509
				3 - Benefits	\$31,974
			9283 Salesforce.org Total		\$125,483
			9332 Measure G1 Parcel Tx	1 - Certificated Salaries	\$43,046
				3 - Benefits	\$17,820
				4 - Books & Supplies	\$0
			9332 Measure G1 Parcel Tx Total		\$60,866
			9334 Measure G, Parcel Tax	1 - Certificated Salaries	\$96,801
				3 - Benefits	\$34,011
				4 - Books & Supplies	\$57,691
			9334 Measure G, Parcel Tax Total		\$188,503
			9337 PTA LOCAL SCHOOLS	1 - Certificated Salaries	\$50,759
				3 - Benefits	\$12,324
				4 - Books & Supplies	\$0
			9337 PTA LOCAL SCHOOLS Total		\$63,084
			6266 Educator Effectiveness	4 - Books & Supplies	\$0
				5 - Other Services and Operating Expenditures	\$0
			6266 Educator Effectiveness Total		\$0
			7425 Expanded Learning Opp Prop98	1 - Certificated Salaries	\$13,493
				2 - Classified Salaries	\$0
				3 - Benefits	\$4,252
			7425 Expanded Learning Opp Prop98 Total		\$17,746
			3226 After School Educ & Safety	5 - Other Services and Operating Expenditures	\$80,336
			3226 After School Educ & Safety Total		\$80,336
			3219 ELO ESSER III St Resv LL	2 - Classified Salaries	\$83,860
				3 - Benefits	\$32,719

OUSD Budget Summary - 2022-23 UnAudited Actuals
Data by Fund, Division Type, Site, Resource & Object Classification

Sum of Expenditure	Site Type	Site Code	Resource Code	Classification	Total
01 General Fund	Middle School	235 Melrose Leadership Acad	3219 ELO ESSER III St Resv LL Total		\$116,579
		235 Melrose Leadership Acad	Total		\$5,952,142
		236 Urban Promise Academ	0000 General Purpose-unrestricted	1 - Certificated Salaries	\$1,429,039
				2 - Classified Salaries	\$118,831
				3 - Benefits	\$711,340
				4 - Books & Supplies	\$15,443
				5 - Other Services and Operating Expenditures	\$1,942
			0000 General Purpose-unrestricted Total		\$2,276,595
			0002 Unrestricted Supplemental	1 - Certificated Salaries	\$184,583
				2 - Classified Salaries	\$15,667
				3 - Benefits	\$86,141
			0002 Unrestricted Supplemental Total		\$286,391
			0004 Central Concentration	1 - Certificated Salaries	\$203,606
				2 - Classified Salaries	\$132,461
				3 - Benefits	\$175,931
			0004 Central Concentration Total		\$511,998
			3010 Title I-Basic Grant Low Income	1 - Certificated Salaries	\$69,597
				2 - Classified Salaries	\$29,554
				3 - Benefits	\$61,845
				4 - Books & Supplies	\$1,913
			3010 Title I-Basic Grant Low Income Total		\$162,909
			3212 ESSER II	1 - Certificated Salaries	\$0
				3 - Benefits	\$0
			3212 ESSER II Total		\$0
			3213 ESSER III	1 - Certificated Salaries	\$37,608
				2 - Classified Salaries	\$12,144
				3 - Benefits	\$6,544
			3213 ESSER III Total		\$56,296
			3216 ELO Esser II St Reserve	2 - Classified Salaries	\$52,220
				3 - Benefits	\$28,417
			3216 ELO Esser II St Reserve Total		\$80,637
			4127 Title 4-Student Support	5 - Other Services and Operating Expenditures	\$12,278
			4127 Title 4-Student Support Total		\$12,278
			6010 After School Learning&safehood	5 - Other Services and Operating Expenditures	\$144,953
			6010 After School Learning&safehood Total		\$144,953
			6500 Special Education	1 - Certificated Salaries	\$284,803
				2 - Classified Salaries	\$105,364
				3 - Benefits	\$218,374
			6500 Special Education Total		\$608,542
			9011 Donations	1 - Certificated Salaries	\$13,532
				3 - Benefits	\$7,327
				4 - Books & Supplies	\$0
			9011 Donations Total		\$20,859
			9283 Salesforce.org	1 - Certificated Salaries	\$35,731
				2 - Classified Salaries	\$0
				3 - Benefits	\$8,981
				4 - Books & Supplies	\$1,498
				5 - Other Services and Operating Expenditures	\$54,489
			9283 Salesforce.org Total		\$100,699
			9305 Educate 78 -asp.pri.prg.	4 - Books & Supplies	\$2,262
				5 - Other Services and Operating Expenditures	\$361
			9305 Educate 78 -asp.pri.prg. Total		\$2,623
			9331 Rockefeller Philanthrpy	4 - Books & Supplies	\$1,487
				5 - Other Services and Operating Expenditures	\$7,000
			9331 Rockefeller Philanthrpy Total		\$8,487
			9332 Measure G1 Parcel Tx	1 - Certificated Salaries	\$153,738
				3 - Benefits	\$64,975

OUSD Budget Summary - 2022-23 UnAudited Actuals
Data by Fund, Division Type, Site, Resource & Object Classification

Sum of Expenditure					
Fund	Site Type	Site Code	Resource Code	Classification	Total
01 General Fund	Middle School	236 Urban Promise Academy	9332 Measure G1 Parcel Tx	4 - Books & Supplies	\$13,392
			9332 Measure G1 Parcel Tx Total		\$232,106
			9334 Measure G, Parcel Tax	1 - Certificated Salaries	\$3,985
				3 - Benefits	\$982
				4 - Books & Supplies	\$71,446
				5 - Other Services and Operating Expenditures	\$20,000
			9334 Measure G, Parcel Tax Total		\$96,413
			6266 Educator Effectiveness	4 - Books & Supplies	\$0
			6266 Educator Effectiveness Total		\$0
			7425 Expanded Learning Opp Prop98	1 - Certificated Salaries	\$36,984
				2 - Classified Salaries	\$23,046
				3 - Benefits	\$31,415
			7425 Expanded Learning Opp Prop98 Total		\$91,444
			3226 After School Educ & Safety	5 - Other Services and Operating Expenditures	\$30,251
			3226 After School Educ & Safety Total		\$30,251
			3219 ELO ESSER III St Resv LL	2 - Classified Salaries	\$38,964
				3 - Benefits	\$22,404
			3219 ELO ESSER III St Resv LL Total		\$61,368
			6332 CCSPP Implementation Grant	1 - Certificated Salaries	\$26,604
				2 - Classified Salaries	\$38,418
		3 - Benefits	\$21,228		
		4 - Books & Supplies	\$1,891		
		5 - Other Services and Operating Expenditures	\$45,443		
	6332 CCSPP Implementation Grant Total		\$133,584		
		236 Urban Promise Academy Total		\$4,918,431	
		Middle School Total		\$82,384,384	
	High School	301 Castlemont High School	0000 General Purpose-unrestricted	1 - Certificated Salaries	\$2,801,169
				2 - Classified Salaries	\$106,863
				3 - Benefits	\$1,238,717
				4 - Books & Supplies	\$42,546
				5 - Other Services and Operating Expenditures	\$17,009
			0000 General Purpose-unrestricted Total		\$4,206,305
			0002 Unrestricted Supplemental	1 - Certificated Salaries	\$116,361
				2 - Classified Salaries	\$194,114
				3 - Benefits	\$163,741
				4 - Books & Supplies	\$5,400
				5 - Other Services and Operating Expenditures	\$27,082
			0002 Unrestricted Supplemental Total		\$506,698
			0004 Central Concentration	1 - Certificated Salaries	\$722,212
				2 - Classified Salaries	\$175,860
				3 - Benefits	\$368,728
			0004 Central Concentration Total		\$1,266,800
			3010 Title I-Basic Grant Low Income	1 - Certificated Salaries	\$104,437
				2 - Classified Salaries	\$40,732
				3 - Benefits	\$75,484
				4 - Books & Supplies	\$2,119
		5 - Other Services and Operating Expenditures	\$0		
	3010 Title I-Basic Grant Low Income Total		\$222,773		
	3182 ESSA: Comp Support & Improvmt	1 - Certificated Salaries	\$5,966		
		2 - Classified Salaries	\$81,548		
	3 - Benefits	\$62,472			
	4 - Books & Supplies	\$2,752			
	5 - Other Services and Operating Expenditures	\$44,250			
3182 ESSA: Comp Support & Improvmt Total		\$196,988			
3213 ESSER III	1 - Certificated Salaries	\$36,000			
	2 - Classified Salaries	\$21,772			
	3 - Benefits	\$5,891			

OUSD Budget Summary - 2022-23 UnAudited Actuals
Data by Fund, Division Type, Site, Resource & Object Classification

Sum of Expenditure	Site Type	Site Code	Resource Code	Classification	Total
01 General Fund	High School	301 Castlemont High School	3213 ESSER III Total		\$63,663
			3310 Se-idea Basic Grant PI94-142	2 - Classified Salaries	\$107,321
				3 - Benefits	\$85,108
			3310 Se-idea Basic Grant PI94-142 Total		\$192,429
			3550 Voc & Applied Secondary&adult	1 - Certificated Salaries	\$173
				3 - Benefits	\$44
				4 - Books & Supplies	\$5,861
				5 - Other Services and Operating Expenditures	\$4,226
			3550 Voc & Applied Secondary&adult Total		\$10,304
			4124 T Iv 21st Century Com Learning	1 - Certificated Salaries	\$9,394
				2 - Classified Salaries	\$3,294
				3 - Benefits	\$2,261
				5 - Other Services and Operating Expenditures	\$236,615
			4124 T Iv 21st Century Com Learning Total		\$251,564
			4127 Title 4-Student Support	4 - Books & Supplies	\$8,017
				5 - Other Services and Operating Expenditures	\$0
			4127 Title 4-Student Support Total		\$8,017
			6386 Green Calif. Partnership Acad	1 - Certificated Salaries	\$11,319
				2 - Classified Salaries	\$2,486
				3 - Benefits	\$3,241
				4 - Books & Supplies	\$45,500
				5 - Other Services and Operating Expenditures	\$84,001
				7 - Other Outgo	\$3,835
			6386 Green Calif. Partnership Acad Total		\$150,382
			6388 K12 Strong Workforce Grant	2 - Classified Salaries	\$4,790
				3 - Benefits	\$1,370
				6 - Capital Outlay	\$13,866
			6388 K12 Strong Workforce Grant Total		\$20,026
			6500 Special Education	1 - Certificated Salaries	\$642,430
				2 - Classified Salaries	\$207,973
				3 - Benefits	\$511,026
			6500 Special Education Total		\$1,361,429
			9011 Donations	4 - Books & Supplies	\$0
			9011 Donations Total		\$0
			9283 Salesforce.org	1 - Certificated Salaries	\$31,877
				3 - Benefits	\$18,312
			9283 Salesforce.org Total		\$50,189
			9333 Measure N	1 - Certificated Salaries	\$138,271
				2 - Classified Salaries	\$214,814
				3 - Benefits	\$147,830
				4 - Books & Supplies	\$2,055
				5 - Other Services and Operating Expenditures	\$101,951
			9333 Measure N Total		\$604,922
			9334 Measure G, Parcel Tax	2 - Classified Salaries	\$23,350
				3 - Benefits	\$5,454
				4 - Books & Supplies	\$37,333
				5 - Other Services and Operating Expenditures	\$25,000
				6 - Capital Outlay	\$0
			9334 Measure G, Parcel Tax Total		\$91,136
			6266 Educator Effectiveness	1 - Certificated Salaries	\$6,969
				3 - Benefits	\$1,739
				4 - Books & Supplies	\$0
				5 - Other Services and Operating Expenditures	\$610
			6266 Educator Effectiveness Total		\$9,317
			7425 Expanded Learning Opp Prop98	2 - Classified Salaries	\$16,839
				3 - Benefits	\$12,904
			7425 Expanded Learning Opp Prop98 Total		\$29,743

OUSD Budget Summary - 2022-23 UnAudited Actuals
Data by Fund, Division Type, Site, Resource & Object Classification

Sum of Expenditure						
Fund	Site Type	Site Code	Resource Code	Classification	Total	
01 General Fund	High School	301 Castlemont High School	0006 S&C Carryover	1 - Certificated Salaries	\$166,365	
				3 - Benefits	\$69,565	
			0006 S&C Carryover Total		\$235,930	
			3217 Expanded Learning GEER II	2 - Classified Salaries	\$38,006	
				3 - Benefits	\$13,023	
			3217 Expanded Learning GEER II Total		\$51,029	
			3219 ELO ESSER III St Resv LL	2 - Classified Salaries	\$132,444	
				3 - Benefits	\$125,784	
			3219 ELO ESSER III St Resv LL Total		\$258,228	
			6332 CCSP Implementation Grant	2 - Classified Salaries	\$14,283	
				3 - Benefits	\$2,212	
				4 - Books & Supplies	\$2,500	
			5 - Other Services and Operating Expenditures	\$41,500		
		6332 CCSP Implementation Grant Total		\$60,495		
			301 Castlemont High School Total	\$9,848,367		
			302 Fremont High School	0000 General Purpose-unrestricted	1 - Certificated Salaries	\$4,292,199
					2 - Classified Salaries	\$163,258
					3 - Benefits	\$1,927,095
					4 - Books & Supplies	\$89,312
					5 - Other Services and Operating Expenditures	\$16,044
				0000 General Purpose-unrestricted Total		\$6,487,909
				0002 Unrestricted Supplemental	1 - Certificated Salaries	\$402,543
					2 - Classified Salaries	\$77,353
					3 - Benefits	\$199,649
					4 - Books & Supplies	\$20,139
					5 - Other Services and Operating Expenditures	\$43,380
				0002 Unrestricted Supplemental Total		\$743,064
				0004 Central Concentration	1 - Certificated Salaries	\$605,887
					2 - Classified Salaries	\$125,449
					3 - Benefits	\$334,671
				0004 Central Concentration Total		\$1,066,007
				3010 Title I-Basic Grant Low Income	1 - Certificated Salaries	\$148,337
					2 - Classified Salaries	\$50,966
					3 - Benefits	\$95,352
					4 - Books & Supplies	\$58,722
				3010 Title I-Basic Grant Low Income Total		\$353,376
				3182 ESSA: Comp Support & Improvmt	1 - Certificated Salaries	\$91,528
					3 - Benefits	\$32,450
					5 - Other Services and Operating Expenditures	\$108,724
				3182 ESSA: Comp Support & Improvmt Total		\$232,702
				3213 ESSER III	1 - Certificated Salaries	\$55,000
					2 - Classified Salaries	\$26,462
			3 - Benefits	\$7,594		
		3213 ESSER III Total		\$89,056		
		3310 Se-idea Basic Grant PI94-142	2 - Classified Salaries	\$55,489		
			3 - Benefits	\$29,909		
		3310 Se-idea Basic Grant PI94-142 Total		\$85,398		
		3550 Voc & Applied Secondary&adult	4 - Books & Supplies	\$49,857		
			5 - Other Services and Operating Expenditures	\$9,680		
		3550 Voc & Applied Secondary&adult Total		\$59,537		
		4124 T Iv 21st Century Com Learning	1 - Certificated Salaries	\$0		
			2 - Classified Salaries	\$6,325		
			3 - Benefits	\$1,267		
			4 - Books & Supplies	\$0		
			5 - Other Services and Operating Expenditures	\$167,183		
		4124 T Iv 21st Century Com Learning Total		\$174,775		
		4127 Title 4-Student Support	4 - Books & Supplies	\$0		

OUSD Budget Summary - 2022-23 UnAudited Actuals
Data by Fund, Division Type, Site, Resource & Object Classification

Sum of Expenditure					
Fund	Site Type	Site Code	Resource Code	Classification	Total
01 General Fund	High School	302 Fremont High School	4127 Title 4-Student Support Total		\$0
			6385 Riverside Community College	4 - Books & Supplies	\$0
			6385 Riverside Community College Total		\$0
			6500 Special Education	1 - Certificated Salaries	\$741,374
				2 - Classified Salaries	\$156,180
				3 - Benefits	\$423,597
			6500 Special Education Total		\$1,321,150
			7220 Partnership Academy Program	1 - Certificated Salaries	\$46,851
				2 - Classified Salaries	\$5,302
				3 - Benefits	\$12,462
				4 - Books & Supplies	\$64,782
				5 - Other Services and Operating Expenditures	\$28,375
			7220 Partnership Academy Program Total		\$157,772
			9011 Donations	4 - Books & Supplies	\$10,015
				5 - Other Services and Operating Expenditures	\$1,858
			9011 Donations Total		\$11,873
			9059 Philanthropic Ventures Fndn	4 - Books & Supplies	\$425
			9059 Philanthropic Ventures Fndn Total		\$425
			9283 Salesforce.org	1 - Certificated Salaries	\$42,536
				3 - Benefits	\$22,632
			9283 Salesforce.org Total		\$65,168
			9333 Measure N	1 - Certificated Salaries	\$509,732
				2 - Classified Salaries	\$87,919
				3 - Benefits	\$241,063
				4 - Books & Supplies	\$0
				5 - Other Services and Operating Expenditures	\$0
			9333 Measure N Total		\$838,713
			9334 Measure G, Parcel Tax	1 - Certificated Salaries	\$0
				3 - Benefits	\$0
				4 - Books & Supplies	\$17,455
			9334 Measure G, Parcel Tax Total		\$17,455
			6266 Educator Effectiveness	1 - Certificated Salaries	\$8,855
				3 - Benefits	\$2,240
				4 - Books & Supplies	\$0
				5 - Other Services and Operating Expenditures	\$0
			6266 Educator Effectiveness Total		\$11,095
			7425 Expanded Learning Opp Prop98	2 - Classified Salaries	\$27,229
				3 - Benefits	\$21,813
			7425 Expanded Learning Opp Prop98 Total		\$49,042
			3219 ELO ESSER III St Resv LL	2 - Classified Salaries	\$116,675
				3 - Benefits	\$86,940
			3219 ELO ESSER III St Resv LL Total		\$203,615
			6332 CCSPP Implementation Grant	2 - Classified Salaries	\$65,772
				3 - Benefits	\$31,488
				4 - Books & Supplies	\$14,980
				5 - Other Services and Operating Expenditures	\$43,471
			6332 CCSPP Implementation Grant Total		\$155,711
		302 Fremont High School Total			\$12,123,842
		303 McClymonds High Schc	0000 General Purpose-unrestricted	1 - Certificated Salaries	\$1,256,686
				2 - Classified Salaries	\$127,869
				3 - Benefits	\$562,522
				4 - Books & Supplies	\$14,862
				5 - Other Services and Operating Expenditures	\$10,012
			0000 General Purpose-unrestricted Total		\$1,971,951
			0002 Unrestricted Supplemental	1 - Certificated Salaries	\$99,506
				2 - Classified Salaries	\$44,606
				3 - Benefits	\$57,993

OUSD Budget Summary - 2022-23 UnAudited Actuals
Data by Fund, Division Type, Site, Resource & Object Classification

Sum of Expenditure					
Fund	Site Type	Site Code	Resource Code	Classification	Total
01 General Fund	High School	303 McClymonds High Sch	0002 Unrestricted Supplemental	4 - Books & Supplies	\$4,534
			0002 Unrestricted Supplemental Total		\$206,639
			0004 Central Concentration	1 - Certificated Salaries	\$138,899
				2 - Classified Salaries	\$79,739
				3 - Benefits	\$129,495
			0004 Central Concentration Total		\$348,132
			3010 Title I-Basic Grant Low Income	1 - Certificated Salaries	\$6,276
				2 - Classified Salaries	\$83,703
				3 - Benefits	\$39,003
				4 - Books & Supplies	\$4,859
				5 - Other Services and Operating Expenditures	\$0
			3010 Title I-Basic Grant Low Income Total		\$133,841
			3212 ESSER II	1 - Certificated Salaries	\$110,556
				3 - Benefits	\$35,614
			3212 ESSER II Total		\$146,170
			3213 ESSER III	1 - Certificated Salaries	\$63,812
				2 - Classified Salaries	\$15,163
				3 - Benefits	\$22,880
			3213 ESSER III Total		\$101,855
			3216 ELO Esser II St Reserve	2 - Classified Salaries	\$68,090
				3 - Benefits	\$34,303
			3216 ELO Esser II St Reserve Total		\$102,393
			3550 Voc & Applied Secondary&adult	1 - Certificated Salaries	\$51,763
				3 - Benefits	\$19,972
				4 - Books & Supplies	\$13,236
				5 - Other Services and Operating Expenditures	\$0
			3550 Voc & Applied Secondary&adult Total		\$84,971
			4124 T Iv 21st Century Com Learning	1 - Certificated Salaries	\$0
				2 - Classified Salaries	\$7,221
				3 - Benefits	\$1,423
				4 - Books & Supplies	\$0
				5 - Other Services and Operating Expenditures	\$193,187
			4124 T Iv 21st Century Com Learning Total		\$201,831
			4127 Title 4-Student Support	4 - Books & Supplies	\$0
				5 - Other Services and Operating Expenditures	\$4,284
			4127 Title 4-Student Support Total		\$4,284
			6500 Special Education	1 - Certificated Salaries	\$365,950
				2 - Classified Salaries	\$179,628
				3 - Benefits	\$278,209
			6500 Special Education Total		\$823,788
			9011 Donations	4 - Books & Supplies	\$0
			9011 Donations Total		\$0
			9197 Chvrn Grp - Prj Lead The Way	4 - Books & Supplies	\$0
			9197 Chvrn Grp - Prj Lead The Way Total		\$0
			9333 Measure N	1 - Certificated Salaries	\$95,710
				2 - Classified Salaries	\$19,932
				3 - Benefits	\$47,479
				4 - Books & Supplies	\$0
				5 - Other Services and Operating Expenditures	\$10,450
			9333 Measure N Total		\$173,571
			9334 Measure G, Parcel Tax	1 - Certificated Salaries	\$39,189
				2 - Classified Salaries	\$46,506
				3 - Benefits	\$34,369
				4 - Books & Supplies	\$0
				5 - Other Services and Operating Expenditures	\$24,000
			9334 Measure G, Parcel Tax Total		\$144,065
			2600 Expanded Learning Opp Programs	5 - Other Services and Operating Expenditures	\$0

OUSD Budget Summary - 2022-23 UnAudited Actuals
Data by Fund, Division Type, Site, Resource & Object Classification

Sum of Expenditure					
Fund	Site Type	Site Code	Resource Code	Classification	Total
01 General Fund	High School	303 McClymonds High School	2600 Expanded Learning Opp Programs Total		\$0
			6266 Educator Effectiveness	4 - Books & Supplies	\$0
				5 - Other Services and Operating Expenditures	\$12,940
			6266 Educator Effectiveness Total		\$12,940
			7425 Expanded Learning Opp Prop98	2 - Classified Salaries	\$35,993
				3 - Benefits	\$14,313
			7425 Expanded Learning Opp Prop98 Total		\$50,306
			0006 S&C Carryover	1 - Certificated Salaries	\$195,791
				3 - Benefits	\$73,906
				5 - Other Services and Operating Expenditures	\$14,350
			0006 S&C Carryover Total		\$284,047
			3219 ELO ESSER III St Resv LL	2 - Classified Salaries	\$119,786
				3 - Benefits	\$44,303
			3219 ELO ESSER III St Resv LL Total		\$164,089
			6332 CCSP Implementation Grant	2 - Classified Salaries	\$0
				3 - Benefits	\$0
				4 - Books & Supplies	\$0
				5 - Other Services and Operating Expenditures	\$0
			6332 CCSP Implementation Grant Total		\$0
		303 McClymonds High School	Total		\$4,954,869
		304 Oakland High School	0000 General Purpose-unrestricted	1 - Certificated Salaries	\$5,340,639
				2 - Classified Salaries	\$266,902
				3 - Benefits	\$2,491,676
				4 - Books & Supplies	\$33,312
				5 - Other Services and Operating Expenditures	\$24,943
				6 - Capital Outlay	\$5,513
			0000 General Purpose-unrestricted Total		\$8,162,985
			0002 Unrestricted Supplemental	1 - Certificated Salaries	\$576,759
				2 - Classified Salaries	\$93,417
				3 - Benefits	\$275,105
				4 - Books & Supplies	\$24,090
				5 - Other Services and Operating Expenditures	\$111,845
			0002 Unrestricted Supplemental Total		\$1,081,216
			0004 Central Concentration	1 - Certificated Salaries	\$494,864
				2 - Classified Salaries	\$157,378
				3 - Benefits	\$319,880
			0004 Central Concentration Total		\$972,122
			3010 Title I-Basic Grant Low Income	1 - Certificated Salaries	\$298,148
				2 - Classified Salaries	\$26,492
				3 - Benefits	\$150,560
				4 - Books & Supplies	\$43,844
				5 - Other Services and Operating Expenditures	\$2,700
			3010 Title I-Basic Grant Low Income Total		\$521,743
			3213 ESSER III	1 - Certificated Salaries	\$77,000
				2 - Classified Salaries	\$65,437
				3 - Benefits	\$14,713
			3213 ESSER III Total		\$157,150
			3310 Se-idea Basic Grant PI94-142	2 - Classified Salaries	\$95,834
				3 - Benefits	\$77,693
			3310 Se-idea Basic Grant PI94-142 Total		\$173,527
			3550 Voc & Applied Secondary&adult	4 - Books & Supplies	\$16,962
				5 - Other Services and Operating Expenditures	\$3,000
			3550 Voc & Applied Secondary&adult Total		\$19,962
			4124 T Iv 21st Century Com Learning	1 - Certificated Salaries	\$2,541
				2 - Classified Salaries	\$13,221
				3 - Benefits	\$3,473
				4 - Books & Supplies	\$0

OUSD Budget Summary - 2022-23 UnAudited Actuals
Data by Fund, Division Type, Site, Resource & Object Classification

Sum of Expenditure					
Fund	Site Type	Site Code	Resource Code	Classification	Total
01 General Fund	High School	304 Oakland High School	4124 T Iv 21st Century Com Learning	5 - Other Services and Operating Expenditures	\$147,203
			4124 T Iv 21st Century Com Learning Total		\$166,438
			4127 Title 4-Student Support	4 - Books & Supplies	\$30,645
				5 - Other Services and Operating Expenditures	\$10,024
			4127 Title 4-Student Support Total		\$40,669
			6385 Riverside Community College	1 - Certificated Salaries	\$79,669
				2 - Classified Salaries	\$9,239
				3 - Benefits	\$23,199
				4 - Books & Supplies	\$16,903
				5 - Other Services and Operating Expenditures	\$77,180
				7 - Other Outgo	\$5,526
			6385 Riverside Community College Total		\$211,715
			6500 Special Education	1 - Certificated Salaries	\$907,364
				2 - Classified Salaries	\$448,849
				3 - Benefits	\$736,451
			6500 Special Education Total		\$2,092,664
			7220 Partnership Academy Program	1 - Certificated Salaries	\$57,334
				2 - Classified Salaries	\$9,239
				3 - Benefits	\$18,161
				4 - Books & Supplies	\$19,854
				5 - Other Services and Operating Expenditures	\$53,184
			7220 Partnership Academy Program Total		\$157,772
			7370 Suppl Prog: Specialized Second	1 - Certificated Salaries	\$29,722
				3 - Benefits	\$7,436
				4 - Books & Supplies	\$22,398
				5 - Other Services and Operating Expenditures	\$8,985
				6 - Capital Outlay	\$140,594
				7 - Other Outgo	\$1,837
			7370 Suppl Prog: Specialized Second Total		\$210,972
			9011 Donations	4 - Books & Supplies	\$2,263
			9011 Donations Total		\$2,263
			9182 Rodgers Family Foundation	4 - Books & Supplies	\$0
			9182 Rodgers Family Foundation Total		\$0
			9197 Chvrn Grp - Prj Lead The Way	4 - Books & Supplies	\$0
			9197 Chvrn Grp - Prj Lead The Way Total		\$0
			9283 Salesforce.org	1 - Certificated Salaries	\$46,875
				3 - Benefits	\$25,802
			9283 Salesforce.org Total		\$72,677
			9333 Measure N	1 - Certificated Salaries	\$530,697
				2 - Classified Salaries	\$371,810
				3 - Benefits	\$395,438
				4 - Books & Supplies	\$4,486
				5 - Other Services and Operating Expenditures	\$83,242
			9333 Measure N Total		\$1,385,673
			9334 Measure G, Parcel Tax	4 - Books & Supplies	\$3,757
				6 - Capital Outlay	\$5,329
			9334 Measure G, Parcel Tax Total		\$9,086
			6266 Educator Effectiveness	4 - Books & Supplies	\$0
				5 - Other Services and Operating Expenditures	\$14,822
			6266 Educator Effectiveness Total		\$14,822
			7425 Expanded Learning Opp Prop98	2 - Classified Salaries	\$16,069
				3 - Benefits	\$11,962
			7425 Expanded Learning Opp Prop98 Total		\$28,032
			3218 ELO ESSER III St Resv Emergncy	2 - Classified Salaries	\$52,787
				3 - Benefits	\$19,589
			3218 ELO ESSER III St Resv Emergncy Total		\$72,377
			3219 ELO ESSER III St Resv LL	2 - Classified Salaries	\$74,778

OUSD Budget Summary - 2022-23 UnAudited Actuals
Data by Fund, Division Type, Site, Resource & Object Classification

Sum of Expenditure	Site Type	Site Code	Resource Code	Classification	Total
01 General Fund	High School	304 Oakland High School	3219 ELO ESSER III St Resv LL	3 - Benefits	\$69,166
			3219 ELO ESSER III St Resv LL Total		\$143,944
			6332 CCSPP Implementation Grant	1 - Certificated Salaries	\$10,099
				2 - Classified Salaries	\$38,273
				3 - Benefits	\$7,731
				4 - Books & Supplies	\$3,912
				5 - Other Services and Operating Expenditures	\$195,063
			6332 CCSPP Implementation Grant Total		\$255,077
		304 Oakland High School Total			\$15,952,884
		305 Oakland Tech High Sch	0000 General Purpose-unrestricted	1 - Certificated Salaries	\$6,322,498
				2 - Classified Salaries	\$204,579
				3 - Benefits	\$2,799,542
				4 - Books & Supplies	\$52,950
				5 - Other Services and Operating Expenditures	\$45,363
			0000 General Purpose-unrestricted Total		\$9,424,931
			0002 Unrestricted Supplemental	1 - Certificated Salaries	\$582,677
				2 - Classified Salaries	\$15,285
				3 - Benefits	\$245,949
			0002 Unrestricted Supplemental Total		\$843,911
			0004 Central Concentration	1 - Certificated Salaries	\$195,905
				2 - Classified Salaries	\$164,667
				3 - Benefits	\$184,239
			0004 Central Concentration Total		\$544,810
			3010 Title I-Basic Grant Low Income	1 - Certificated Salaries	\$221,976
				2 - Classified Salaries	\$1,669
				3 - Benefits	\$92,457
				4 - Books & Supplies	\$33,666
				5 - Other Services and Operating Expenditures	\$60,200
			3010 Title I-Basic Grant Low Income Total		\$409,969
			3212 ESSER II	1 - Certificated Salaries	\$42,620
				3 - Benefits	\$10,485
			3212 ESSER II Total		\$53,105
			3213 ESSER III	1 - Certificated Salaries	\$93,000
				2 - Classified Salaries	\$50,666
				3 - Benefits	\$14,910
			3213 ESSER III Total		\$158,576
			3310 Se-idea Basic Grant PI94-142	2 - Classified Salaries	\$475,923
				3 - Benefits	\$411,257
			3310 Se-idea Basic Grant PI94-142 Total		\$887,179
			3550 Voc & Applied Secondary&adult	3 - Benefits	\$0
				4 - Books & Supplies	\$13,233
				5 - Other Services and Operating Expenditures	\$1,375
				6 - Capital Outlay	\$7,915
			3550 Voc & Applied Secondary&adult Total		\$22,523
			4124 T Iv 21st Century Com Learning	4 - Books & Supplies	\$0
				5 - Other Services and Operating Expenditures	\$0
			4124 T Iv 21st Century Com Learning Total		\$0
			6385 Riverside Community College	1 - Certificated Salaries	\$22,380
				3 - Benefits	\$10,102
				4 - Books & Supplies	\$19,562
				5 - Other Services and Operating Expenditures	\$56,706
				7 - Other Outgo	\$2,830
			6385 Riverside Community College Total		\$111,579
			6500 Special Education	1 - Certificated Salaries	\$1,235,394
				2 - Classified Salaries	\$264,727
				3 - Benefits	\$802,206
			6500 Special Education Total		\$2,302,326

OUSD Budget Summary - 2022-23 UnAudited Actuals
Data by Fund, Division Type, Site, Resource & Object Classification

Sum of Expenditure								
Fund	Site Type	Site Code	Resource Code	Classification	Total			
01 General Fund	High School	305 Oakland Tech High Sch	7220 Partnership Academy Program	1 - Certificated Salaries	\$59,569			
				3 - Benefits	\$25,981			
				4 - Books & Supplies	\$33,488			
				5 - Other Services and Operating Expenditures	\$47,648			
				7220 Partnership Academy Program Total	\$166,686			
			9011 Donations	4 - Books & Supplies	\$18,984			
				9011 Donations Total	\$18,984			
			9333 Measure N	1 - Certificated Salaries	\$575,405			
				2 - Classified Salaries	\$283,120			
				3 - Benefits	\$390,015			
				4 - Books & Supplies	\$11,196			
				5 - Other Services and Operating Expenditures	\$537,030			
			9333 Measure N Total	\$1,796,766				
			9334 Measure G, Parcel Tax	2 - Classified Salaries	\$24,683			
				3 - Benefits	\$8,884			
				4 - Books & Supplies	\$7,544			
			9334 Measure G, Parcel Tax Total	\$41,111				
			9337 PTA LOCAL SCHOOLS	1 - Certificated Salaries	\$0			
				2 - Classified Salaries	\$6,946			
				3 - Benefits	\$1,043			
				4 - Books & Supplies	\$4,450			
				5 - Other Services and Operating Expenditures	\$445			
			9337 PTA LOCAL SCHOOLS Total	\$12,884				
			6266 Educator Effectiveness	1 - Certificated Salaries	\$0			
				3 - Benefits	\$0			
				4 - Books & Supplies	\$0			
				5 - Other Services and Operating Expenditures	\$8,400			
				6266 Educator Effectiveness Total	\$8,400			
			7425 Expanded Learning Opp Prop98	1 - Certificated Salaries	\$2,645			
				2 - Classified Salaries	\$6,617			
				3 - Benefits	\$1,087			
			7425 Expanded Learning Opp Prop98 Total	\$10,350				
			3218 ELO ESSER III St Resv Emergency	1 - Certificated Salaries	\$36,522			
				3 - Benefits	\$15,590			
			3218 ELO ESSER III St Resv Emergency Total	\$52,112				
			3219 ELO ESSER III St Resv LL	2 - Classified Salaries	\$56,723			
				3 - Benefits	\$23,409			
			3219 ELO ESSER III St Resv LL Total	\$80,132				
			305 Oakland Tech High School Total					\$16,946,332
			306 Skyline High School	0000 General Purpose-unrestricted		0000 General Purpose-unrestricted	1 - Certificated Salaries	\$5,373,976
							2 - Classified Salaries	\$171,811
							3 - Benefits	\$2,481,016
							4 - Books & Supplies	\$47,571
							5 - Other Services and Operating Expenditures	\$43,589
						0000 General Purpose-unrestricted Total	\$8,117,963	
						0002 Unrestricted Supplemental	1 - Certificated Salaries	\$236,480
							2 - Classified Salaries	\$103,653
3 - Benefits	\$158,691							
4 - Books & Supplies	\$113,395							
5 - Other Services and Operating Expenditures	\$49,705							
0002 Unrestricted Supplemental Total	\$661,924							
0004 Central Concentration	1 - Certificated Salaries	\$298,214						
	2 - Classified Salaries	\$182,865						
	3 - Benefits	\$221,466						
0004 Central Concentration Total	\$702,544							
3010 Title I-Basic Grant Low Income	1 - Certificated Salaries	\$195,939						
	2 - Classified Salaries	\$68,816						

OUSD Budget Summary - 2022-23 UnAudited Actuals
Data by Fund, Division Type, Site, Resource & Object Classification

Sum of Expenditure					
Fund	Site Type	Site Code	Resource Code	Classification	Total
01 General Fund	High School	306 Skyline High School	3010 Title I-Basic Grant Low Income	3 - Benefits	\$109,337
				4 - Books & Supplies	\$5,133
			3010 Title I-Basic Grant Low Income Total		\$379,225
			3213 ESSER III	1 - Certificated Salaries	\$87,197
				2 - Classified Salaries	\$66,084
				3 - Benefits	\$15,460
			3213 ESSER III Total		\$168,741
			3310 Se-idea Basic Grant PI94-142	2 - Classified Salaries	\$77,693
				3 - Benefits	\$60,655
			3310 Se-idea Basic Grant PI94-142 Total		\$138,348
			3550 Voc & Applied Secondary&adult	1 - Certificated Salaries	\$0
				3 - Benefits	\$0
				4 - Books & Supplies	\$123,872
				5 - Other Services and Operating Expenditures	\$0
				6 - Capital Outlay	\$39,272
			3550 Voc & Applied Secondary&adult Total		\$163,144
			4124 T Iv 21st Century Com Learning	1 - Certificated Salaries	\$0
				3 - Benefits	\$0
				4 - Books & Supplies	\$0
				5 - Other Services and Operating Expenditures	\$236,703
			4124 T Iv 21st Century Com Learning Total		\$236,703
			4127 Title 4-Student Support	4 - Books & Supplies	\$0
				5 - Other Services and Operating Expenditures	\$0
			4127 Title 4-Student Support Total		\$0
			6385 Riverside Community College	1 - Certificated Salaries	\$20,330
				3 - Benefits	\$10,689
				4 - Books & Supplies	\$12,081
				5 - Other Services and Operating Expenditures	\$8,938
				7 - Other Outgo	\$1,395
			6385 Riverside Community College Total		\$53,433
			6386 Green Calif. Partnership Acad	1 - Certificated Salaries	\$42,771
				3 - Benefits	\$15,816
				4 - Books & Supplies	\$25,595
				5 - Other Services and Operating Expenditures	\$63,401
				7 - Other Outgo	\$1,827
			6386 Green Calif. Partnership Acad Total		\$149,411
			6500 Special Education	1 - Certificated Salaries	\$1,524,983
				2 - Classified Salaries	\$533,280
				3 - Benefits	\$1,165,695
			6500 Special Education Total		\$3,223,959
			7220 Partnership Academy Program	1 - Certificated Salaries	\$15,290
				3 - Benefits	\$7,364
				4 - Books & Supplies	\$26,287
				5 - Other Services and Operating Expenditures	\$20,608
			7220 Partnership Academy Program Total		\$69,549
			9011 Donations	4 - Books & Supplies	\$0
			9011 Donations Total		\$0
			9182 Rodgers Family Foundation	4 - Books & Supplies	\$0
			9182 Rodgers Family Foundation Total		\$0
			9333 Measure N	1 - Certificated Salaries	\$635,268
				2 - Classified Salaries	\$222,297
				3 - Benefits	\$421,561
				4 - Books & Supplies	\$48,520
				5 - Other Services and Operating Expenditures	\$122,925
			9333 Measure N Total		\$1,450,570
			9334 Measure G, Parcel Tax	1 - Certificated Salaries	\$40,132
				3 - Benefits	\$10,996

OUSD Budget Summary - 2022-23 UnAudited Actuals
Data by Fund, Division Type, Site, Resource & Object Classification

Sum of Expenditure	Fund	Site Type	Site Code	Resource Code	Classification	Total
	01 General Fund	High School	306 Skyline High School	9334 Measure G, Parcel Tax	4 - Books & Supplies	\$0
				9334 Measure G, Parcel Tax Total		\$51,128
				6266 Educator Effectiveness	4 - Books & Supplies	\$0
				6266 Educator Effectiveness Total		\$0
				7425 Expanded Learning Opp Prop98	2 - Classified Salaries	\$52,720
					3 - Benefits	\$29,803
				7425 Expanded Learning Opp Prop98 Total		\$82,523
				3219 ELO ESSER III St Resv LL	2 - Classified Salaries	\$263,814
					3 - Benefits	\$141,608
				3219 ELO ESSER III St Resv LL Total		\$405,422
			306 Skyline High School Total			\$16,054,586
			310 Dewey High School	0000 General Purpose-unrestricted	1 - Certificated Salaries	\$343,921
					2 - Classified Salaries	\$130,324
					3 - Benefits	\$210,798
					4 - Books & Supplies	\$4,240
					5 - Other Services and Operating Expenditures	\$3,823
				0000 General Purpose-unrestricted Total		\$693,106
				0002 Unrestricted Supplemental	1 - Certificated Salaries	\$58,157
					2 - Classified Salaries	\$2,893
					3 - Benefits	\$24,211
					4 - Books & Supplies	\$30,701
					5 - Other Services and Operating Expenditures	\$26,635
				0002 Unrestricted Supplemental Total		\$142,597
				0004 Central Concentration	1 - Certificated Salaries	\$714,014
					3 - Benefits	\$304,727
				0004 Central Concentration Total		\$1,018,741
				3010 Title I-Basic Grant Low Income	4 - Books & Supplies	\$0
					5 - Other Services and Operating Expenditures	\$14,225
				3010 Title I-Basic Grant Low Income Total		\$14,225
				3182 ESSA: Comp Support & Improvmt	1 - Certificated Salaries	\$0
					2 - Classified Salaries	\$2,134
					3 - Benefits	\$1,046
				3182 ESSA: Comp Support & Improvmt Total		\$3,180
				3212 ESSER II	1 - Certificated Salaries	\$0
					3 - Benefits	\$0
				3212 ESSER II Total		\$0
				3213 ESSER III	1 - Certificated Salaries	\$12,000
					3 - Benefits	\$980
				3213 ESSER III Total		\$12,980
				4124 T Iv 21st Century Com Learning	1 - Certificated Salaries	\$4,697
					3 - Benefits	\$1,157
					4 - Books & Supplies	\$22,656
					5 - Other Services and Operating Expenditures	\$151,657
				4124 T Iv 21st Century Com Learning Total		\$180,168
				4127 Title 4-Student Support	4 - Books & Supplies	\$0
					5 - Other Services and Operating Expenditures	\$0
				4127 Title 4-Student Support Total		\$0
				6500 Special Education	1 - Certificated Salaries	\$76,852
					2 - Classified Salaries	\$0
					3 - Benefits	\$27,855
				6500 Special Education Total		\$104,707
				9006 Oak Public Ed Fund	2 - Classified Salaries	\$2,988
					3 - Benefits	\$1,464
				9006 Oak Public Ed Fund Total		\$4,452
				9011 Donations	4 - Books & Supplies	\$0
				9011 Donations Total		\$0
				9333 Measure N	1 - Certificated Salaries	\$3,642

OUSD Budget Summary - 2022-23 UnAudited Actuals
Data by Fund, Division Type, Site, Resource & Object Classification

Sum of Expenditure	Site Type	Site Code	Resource Code	Classification	Total
01 General Fund	High School	310 Dewey High School	9333 Measure N	2 - Classified Salaries	\$16,653
				3 - Benefits	\$8,907
				4 - Books & Supplies	\$1,462
				5 - Other Services and Operating Expenditures	\$190,751
			9333 Measure N Total		\$221,415
			2600 Expanded Learning Opp Programs	4 - Books & Supplies	\$0
			2600 Expanded Learning Opp Programs Total		\$0
			6266 Educator Effectiveness	1 - Certificated Salaries	\$0
				3 - Benefits	\$0
				5 - Other Services and Operating Expenditures	\$1,350
			6266 Educator Effectiveness Total		\$1,350
			7425 Expanded Learning Opp Prop98	2 - Classified Salaries	\$0
				3 - Benefits	\$0
			7425 Expanded Learning Opp Prop98 Total		\$0
			6332 CCSPP Implementation Grant	2 - Classified Salaries	\$99,787
				3 - Benefits	\$42,201
				5 - Other Services and Operating Expenditures	\$0
			6332 CCSPP Implementation Grant Total		\$141,988
		310 Dewey High School Total			\$2,538,909
		311 Gateway To College	0000 General Purpose-unrestricted	5 - Other Services and Operating Expenditures	\$412,247
			0000 General Purpose-unrestricted Total		\$412,247
			3010 Title I-Basic Grant Low Income	4 - Books & Supplies	\$0
			3010 Title I-Basic Grant Low Income Total		\$0
		311 Gateway To College Total			\$412,247
		313 Street Academy	0000 General Purpose-unrestricted	5 - Other Services and Operating Expenditures	\$725,636
			0000 General Purpose-unrestricted Total		\$725,636
			3010 Title I-Basic Grant Low Income	4 - Books & Supplies	\$0
			3010 Title I-Basic Grant Low Income Total		\$0
			3182 ESSA: Comp Support & Improvmt	4 - Books & Supplies	\$0
			3182 ESSA: Comp Support & Improvmt Total		\$0
			4124 T Iv 21st Century Com Learning	5 - Other Services and Operating Expenditures	\$126,416
			4124 T Iv 21st Century Com Learning Total		\$126,416
			4127 Title 4-Student Support	4 - Books & Supplies	\$0
			4127 Title 4-Student Support Total		\$0
			9333 Measure N	4 - Books & Supplies	\$0
				5 - Other Services and Operating Expenditures	\$66,437
			9333 Measure N Total		\$66,437
		313 Street Academy Total			\$918,489
		330 Independent Study 9-12	0000 General Purpose-unrestricted	1 - Certificated Salaries	\$536,383
				2 - Classified Salaries	\$160,590
				3 - Benefits	\$270,823
				4 - Books & Supplies	\$25,534
				5 - Other Services and Operating Expenditures	\$12,456
			0000 General Purpose-unrestricted Total		\$1,005,787
			0002 Unrestricted Supplemental	1 - Certificated Salaries	\$250,244
				2 - Classified Salaries	\$40,943
				3 - Benefits	\$104,502
				4 - Books & Supplies	\$22,177
				5 - Other Services and Operating Expenditures	\$10,396
			0002 Unrestricted Supplemental Total		\$428,261
			0004 Central Concentration	1 - Certificated Salaries	\$637,647
				2 - Classified Salaries	\$13,584
				3 - Benefits	\$268,410
			0004 Central Concentration Total		\$919,641
			3010 Title I-Basic Grant Low Income	1 - Certificated Salaries	\$92,511
				3 - Benefits	\$47,913
				4 - Books & Supplies	\$0

OUSD Budget Summary - 2022-23 UnAudited Actuals
Data by Fund, Division Type, Site, Resource & Object Classification

Sum of Expenditure					
Fund	Site Type	Site Code	Resource Code	Classification	Total
01 General Fund	High School	330 Independent Study 9-12	3010 Title I-Basic Grant Low Income Total		\$140,424
			3182 ESSA: Comp Support & Improvmt	1 - Certificated Salaries	\$112,551
				3 - Benefits	\$38,156
				4 - Books & Supplies	\$0
				5 - Other Services and Operating Expenditures	\$7,000
			3182 ESSA: Comp Support & Improvmt Total		\$157,707
			3213 ESSER III	1 - Certificated Salaries	\$2,717,665
				3 - Benefits	\$1,078,579
			3213 ESSER III Total		\$3,796,244
			4127 Title 4-Student Support	4 - Books & Supplies	\$0
			4127 Title 4-Student Support Total		\$0
			6500 Special Education	1 - Certificated Salaries	\$281,215
				2 - Classified Salaries	\$47,489
				3 - Benefits	\$165,408
			6500 Special Education Total		\$494,112
			7426 Expanded Learning Opp Para	2 - Classified Salaries	\$17,720
				3 - Benefits	\$3,770
			7426 Expanded Learning Opp Para Total		\$21,490
			9236 Kenneth Rainin Foundation	2 - Classified Salaries	\$12,437
				3 - Benefits	\$2,910
			9236 Kenneth Rainin Foundation Total		\$15,346
			9332 Measure G1 Parcel Tx	4 - Books & Supplies	\$0
			9332 Measure G1 Parcel Tx Total		\$0
			9333 Measure N	2 - Classified Salaries	\$73,796
				3 - Benefits	\$14,988
				4 - Books & Supplies	\$0
				5 - Other Services and Operating Expenditures	\$53,000
			9333 Measure N Total		\$141,784
		330 Independent Study 9-12 Total			\$7,120,796
		333 Community Day School	3010 Title I-Basic Grant Low Income	4 - Books & Supplies	\$0
			3010 Title I-Basic Grant Low Income Total		\$0
			4127 Title 4-Student Support	4 - Books & Supplies	\$0
			4127 Title 4-Student Support Total		\$0
		333 Community Day School Total			\$0
		335 LIFE Academy	0000 General Purpose-unrestricted	1 - Certificated Salaries	\$1,439,441
				2 - Classified Salaries	\$112,947
				3 - Benefits	\$696,775
				4 - Books & Supplies	\$25,871
				5 - Other Services and Operating Expenditures	\$9,985
			0000 General Purpose-unrestricted Total		\$2,285,019
			0002 Unrestricted Supplemental	1 - Certificated Salaries	\$148,856
				2 - Classified Salaries	\$27,724
				3 - Benefits	\$74,605
				4 - Books & Supplies	\$58,541
				5 - Other Services and Operating Expenditures	\$7,875
			0002 Unrestricted Supplemental Total		\$317,600
			0004 Central Concentration	1 - Certificated Salaries	\$295,938
				2 - Classified Salaries	\$50,983
				3 - Benefits	\$167,918
			0004 Central Concentration Total		\$514,839
			3010 Title I-Basic Grant Low Income	1 - Certificated Salaries	\$109,863
				2 - Classified Salaries	\$0
				3 - Benefits	\$53,410
				4 - Books & Supplies	\$0
				5 - Other Services and Operating Expenditures	\$5,821
			3010 Title I-Basic Grant Low Income Total		\$169,094
			3212 ESSER II	1 - Certificated Salaries	\$77,467

OUSD Budget Summary - 2022-23 UnAudited Actuals
Data by Fund, Division Type, Site, Resource & Object Classification

Sum of Expenditure					
Fund	Site Type	Site Code	Resource Code	Classification	Total
01 General Fund	High School	335 LIFE Academy	3212 ESSER II	3 - Benefits	\$29,100
			3212 ESSER II Total		\$106,567
			3213 ESSER III	1 - Certificated Salaries	\$53,092
				2 - Classified Salaries	\$6,238
				3 - Benefits	\$13,120
			3213 ESSER III Total		\$72,451
			3310 Se-idea Basic Grant PI94-142	2 - Classified Salaries	\$119,811
				3 - Benefits	\$79,483
			3310 Se-idea Basic Grant PI94-142 Total		\$199,294
			4124 T Iv 21st Century Com Learning	1 - Certificated Salaries	\$8,316
				3 - Benefits	\$2,022
				4 - Books & Supplies	\$1,977
				5 - Other Services and Operating Expenditures	\$204,103
			4124 T Iv 21st Century Com Learning Total		\$216,418
			4127 Title 4-Student Support	1 - Certificated Salaries	\$3,966
				3 - Benefits	\$838
				5 - Other Services and Operating Expenditures	\$10,050
			4127 Title 4-Student Support Total		\$14,854
			6010 After School Learning&safehood	1 - Certificated Salaries	\$15,901
				3 - Benefits	\$3,728
				5 - Other Services and Operating Expenditures	\$234,074
			6010 After School Learning&safehood Total		\$253,702
			6500 Special Education	1 - Certificated Salaries	\$289,200
				2 - Classified Salaries	\$124,201
				3 - Benefits	\$184,380
			6500 Special Education Total		\$597,781
			7220 Partnership Academy Program	1 - Certificated Salaries	\$8,085
				3 - Benefits	\$1,992
				4 - Books & Supplies	\$23,281
				5 - Other Services and Operating Expenditures	\$45,528
			7220 Partnership Academy Program Total		\$78,886
			9011 Donations	4 - Books & Supplies	\$0
			9011 Donations Total		\$0
			9042 Helzel Family Foundation	1 - Certificated Salaries	\$100,658
				3 - Benefits	\$42,504
				4 - Books & Supplies	\$0
			9042 Helzel Family Foundation Total		\$143,163
			9283 Salesforce.org	1 - Certificated Salaries	\$20,084
				2 - Classified Salaries	\$12,895
				3 - Benefits	\$12,208
				4 - Books & Supplies	\$17,842
				5 - Other Services and Operating Expenditures	\$47,976
			9283 Salesforce.org Total		\$111,003
			9332 Measure G1 Parcel Tx	1 - Certificated Salaries	\$31,369
				2 - Classified Salaries	\$33,455
				3 - Benefits	\$39,755
				4 - Books & Supplies	\$0
			9332 Measure G1 Parcel Tx Total		\$104,578
			9333 Measure N	1 - Certificated Salaries	\$71,457
				2 - Classified Salaries	\$13,681
				3 - Benefits	\$35,582
				4 - Books & Supplies	\$49,962
				5 - Other Services and Operating Expenditures	\$27,523
			9333 Measure N Total		\$198,204
			9334 Measure G, Parcel Tax	1 - Certificated Salaries	\$41,967
				3 - Benefits	\$20,355
			9334 Measure G, Parcel Tax Total		\$62,322

OUSD Budget Summary - 2022-23 UnAudited Actuals
Data by Fund, Division Type, Site, Resource & Object Classification

Sum of Expenditure							
Fund	Site Type	Site Code	Resource Code	Classification	Total		
01 General Fund	High School	335 LIFE Academy	6266 Educator Effectiveness	4 - Books & Supplies	\$0		
				5 - Other Services and Operating Expenditures	\$14,996		
			6266 Educator Effectiveness Total		\$14,996		
			3226 After School Educ & Safety	5 - Other Services and Operating Expenditures	\$33,446		
			3226 After School Educ & Safety Total		\$33,446		
			6332 CCSP Implementation Grant	2 - Classified Salaries	\$105,250		
				3 - Benefits	\$46,564		
				4 - Books & Supplies	\$0		
				5 - Other Services and Operating Expenditures	\$0		
			6332 CCSP Implementation Grant Total		\$151,814		
			335 LIFE Academy Total		\$5,646,032		
			353 Oakland International H		0000 General Purpose-unrestricted	1 - Certificated Salaries	\$1,057,810
						2 - Classified Salaries	\$107,772
		3 - Benefits				\$542,114	
		4 - Books & Supplies				\$59	
		5 - Other Services and Operating Expenditures				\$34,968	
		0000 General Purpose-unrestricted Total				\$1,742,723	
		0002 Unrestricted Supplemental			1 - Certificated Salaries	\$191,264	
					2 - Classified Salaries	\$5,176	
					3 - Benefits	\$96,466	
		0002 Unrestricted Supplemental Total				\$292,905	
		0004 Central Concentration			1 - Certificated Salaries	\$669,530	
					2 - Classified Salaries	\$151,005	
					3 - Benefits	\$377,131	
		0004 Central Concentration Total				\$1,197,667	
		3010 Title I-Basic Grant Low Income			1 - Certificated Salaries	\$41,296	
					3 - Benefits	\$24,343	
					4 - Books & Supplies	\$0	
					5 - Other Services and Operating Expenditures	\$0	
		3010 Title I-Basic Grant Low Income Total				\$65,639	
		3213 ESSER III			1 - Certificated Salaries	\$87,303	
					2 - Classified Salaries	\$8,034	
			3 - Benefits	\$39,289			
		3213 ESSER III Total		\$134,625			
		3550 Voc & Applied Secondary&adult	1 - Certificated Salaries	\$0			
			3 - Benefits	\$0			
			4 - Books & Supplies	\$4,643			
			5 - Other Services and Operating Expenditures	\$14,400			
		3550 Voc & Applied Secondary&adult Total		\$19,043			
		4124 T Iv 21st Century Com Learning	1 - Certificated Salaries	\$6,622			
			3 - Benefits	\$1,632			
			4 - Books & Supplies	\$0			
			5 - Other Services and Operating Expenditures	\$260,938			
		4124 T Iv 21st Century Com Learning Total		\$269,192			
		4127 Title 4-Student Support	1 - Certificated Salaries	\$0			
			3 - Benefits	\$0			
			4 - Books & Supplies	\$895			
4127 Title 4-Student Support Total		\$895					
6385 Riverside Community College	1 - Certificated Salaries	\$13,431					
	3 - Benefits	\$6,965					
	4 - Books & Supplies	\$38,675					
	5 - Other Services and Operating Expenditures	\$19,828					
	7 - Other Outgo	\$2,114					
6385 Riverside Community College Total		\$81,012					
6500 Special Education	1 - Certificated Salaries	\$51,947					
	2 - Classified Salaries	\$64,551					
	3 - Benefits	\$54,687					

OUSD Budget Summary - 2022-23 UnAudited Actuals
Data by Fund, Division Type, Site, Resource & Object Classification

Sum of Expenditure	Site Type	Site Code	Resource Code	Classification	Total
01 General Fund	High School	353 Oakland International Hig	6500 Special Education Total		\$171,184
			9006 Oak Public Ed Fund	4 - Books & Supplies	\$0
			9006 Oak Public Ed Fund Total		\$0
			9011 Donations	2 - Classified Salaries	\$667
				3 - Benefits	\$138
				4 - Books & Supplies	\$0
			9011 Donations Total		\$805
			9100 Silicon Valley Fndtn	4 - Books & Supplies	\$0
				5 - Other Services and Operating Expenditures	\$20,000
			9100 Silicon Valley Fndtn Total		\$20,000
			9121 Oakland Fund Children & Youth	2 - Classified Salaries	\$50,527
				3 - Benefits	\$23,512
				4 - Books & Supplies	\$0
			9121 Oakland Fund Children & Youth Total		\$74,039
			9141 Stuart Foundation	1 - Certificated Salaries	\$0
				2 - Classified Salaries	\$0
				3 - Benefits	\$0
				4 - Books & Supplies	\$429
				5 - Other Services and Operating Expenditures	\$47,500
			9141 Stuart Foundation Total		\$47,929
			9243 Association For Continuing Edu	1 - Certificated Salaries	\$20,744
				2 - Classified Salaries	\$39,261
				3 - Benefits	\$22,107
				4 - Books & Supplies	\$42,097
				5 - Other Services and Operating Expenditures	\$109,146
			9243 Association For Continuing Edu Total		\$233,354
			9252 International Network For Publ	1 - Certificated Salaries	\$5,236
				2 - Classified Salaries	\$3,657
				3 - Benefits	\$2,976
				4 - Books & Supplies	\$4,795
				5 - Other Services and Operating Expenditures	\$25,006
			9252 International Network For Publ Total		\$41,671
			9273 Light Awrds Grnt(intrepid)	1 - Certificated Salaries	\$2,377
				3 - Benefits	\$586
			9273 Light Awrds Grnt(intrepid) Total		\$2,963
			9291 Silvergiving Fndatn	1 - Certificated Salaries	\$5,621
				2 - Classified Salaries	\$78,161
				3 - Benefits	\$19,044
			9291 Silvergiving Fndatn Total		\$102,826
			9305 Educate 78 -asp.pri.prg.	4 - Books & Supplies	\$0
			9305 Educate 78 -asp.pri.prg. Total		\$0
			9333 Measure N	1 - Certificated Salaries	\$48,034
				2 - Classified Salaries	\$129,092
				3 - Benefits	\$102,365
				4 - Books & Supplies	\$0
			9333 Measure N Total		\$279,491
			9334 Measure G, Parcel Tax	2 - Classified Salaries	\$47,281
				3 - Benefits	\$27,597
				4 - Books & Supplies	\$0
			9334 Measure G, Parcel Tax Total		\$74,878
			6266 Educator Effectiveness	1 - Certificated Salaries	\$8,297
				3 - Benefits	\$2,044
				4 - Books & Supplies	\$0
				5 - Other Services and Operating Expenditures	\$4,700
			6266 Educator Effectiveness Total		\$15,041
			7425 Expanded Learning Opp Prop98	2 - Classified Salaries	\$8,561
				3 - Benefits	\$2,683

OUSD Budget Summary - 2022-23 UnAudited Actuals
Data by Fund, Division Type, Site, Resource & Object Classification

Sum of Expenditure					
Fund	Site Type	Site Code	Resource Code	Classification	Total
01 General Fund	High School	353 Oakland International Hig	7425 Expanded Learning Opp Prop98 Total		\$11,243
			3219 ELO ESSER III St Resv LL	2 - Classified Salaries	\$34,807
				3 - Benefits	\$10,321
			3219 ELO ESSER III St Resv LL Total		\$45,127
			6332 CCSPP Implementation Grant	1 - Certificated Salaries	\$19,385
				2 - Classified Salaries	\$87,761
				3 - Benefits	\$64,767
				5 - Other Services and Operating Expenditures	\$42,000
			6332 CCSPP Implementation Grant Total		\$213,913
		353 Oakland International High Sch Total			\$5,138,166
		309 Ralph J. Bunche Acade	0000 General Purpose-unrestricted	1 - Certificated Salaries	\$259,295
				2 - Classified Salaries	\$119,045
				3 - Benefits	\$174,907
				4 - Books & Supplies	\$11,499
				5 - Other Services and Operating Expenditures	\$1,437
			0000 General Purpose-unrestricted Total		\$566,184
			0002 Unrestricted Supplemental	1 - Certificated Salaries	\$21,635
				2 - Classified Salaries	\$8,907
				3 - Benefits	\$6,438
				4 - Books & Supplies	\$1,212
				5 - Other Services and Operating Expenditures	\$56,943
			0002 Unrestricted Supplemental Total		\$95,135
			0004 Central Concentration	1 - Certificated Salaries	\$446,894
				2 - Classified Salaries	\$65,048
				3 - Benefits	\$254,757
			0004 Central Concentration Total		\$766,699
			3010 Title I-Basic Grant Low Income	4 - Books & Supplies	\$0
				5 - Other Services and Operating Expenditures	\$13,844
			3010 Title I-Basic Grant Low Income Total		\$13,844
			3182 ESSA: Comp Support & Improvmt	1 - Certificated Salaries	\$7,026
				2 - Classified Salaries	\$6,879
				3 - Benefits	\$2,904
				4 - Books & Supplies	\$2,309
				5 - Other Services and Operating Expenditures	\$3,400
			3182 ESSA: Comp Support & Improvmt Total		\$22,518
			3212 ESSER II	1 - Certificated Salaries	\$54,618
				3 - Benefits	\$23,114
			3212 ESSER II Total		\$77,733
			3213 ESSER III	1 - Certificated Salaries	\$9,000
				3 - Benefits	\$664
			3213 ESSER III Total		\$9,664
			3216 ELO Esser II St Reserve	2 - Classified Salaries	\$67,176
				3 - Benefits	\$50,090
			3216 ELO Esser II St Reserve Total		\$117,266
			3550 Voc & Applied Secondary&adult	1 - Certificated Salaries	\$1,983
				3 - Benefits	\$489
				4 - Books & Supplies	\$10,178
				5 - Other Services and Operating Expenditures	\$4,062
			3550 Voc & Applied Secondary&adult Total		\$16,711
			4124 T Iv 21st Century Com Learning	1 - Certificated Salaries	\$7,931
				3 - Benefits	\$1,954
				4 - Books & Supplies	\$50
				5 - Other Services and Operating Expenditures	\$85,005
			4124 T Iv 21st Century Com Learning Total		\$94,941
			4127 Title 4-Student Support	4 - Books & Supplies	\$1,471
			4127 Title 4-Student Support Total		\$1,471
			6500 Special Education	1 - Certificated Salaries	\$80,955

OUSD Budget Summary - 2022-23 UnAudited Actuals
Data by Fund, Division Type, Site, Resource & Object Classification

Sum of Expenditure					
Fund	Site Type	Site Code	Resource Code	Classification	Total
01 General Fund	High School	309 Ralph J. Bunche Acade	6500 Special Education	3 - Benefits	\$30,338
			6500 Special Education Total		\$111,293
			9011 Donations	4 - Books & Supplies	\$0
			9011 Donations Total		\$0
			9059 Philanthropic Ventures Fndn	4 - Books & Supplies	\$0
			9059 Philanthropic Ventures Fndn Total		\$0
			9333 Measure N	1 - Certificated Salaries	\$74,906
				2 - Classified Salaries	\$24,019
				3 - Benefits	\$33,949
				4 - Books & Supplies	\$0
				5 - Other Services and Operating Expenditures	\$9,750
			9333 Measure N Total		\$142,624
			6266 Educator Effectiveness	1 - Certificated Salaries	\$1,925
				2 - Classified Salaries	\$3,105
				3 - Benefits	\$918
				5 - Other Services and Operating Expenditures	\$5,000
			6266 Educator Effectiveness Total		\$10,948
			7425 Expanded Learning Opp Prop98	2 - Classified Salaries	\$12,812
				3 - Benefits	\$8,408
			7425 Expanded Learning Opp Prop98 Total		\$21,220
			3219 ELO ESSER III St Resv LL	1 - Certificated Salaries	\$35,941
				2 - Classified Salaries	\$56,477
				3 - Benefits	\$42,675
			3219 ELO ESSER III St Resv LL Total		\$135,093
			6332 CCSP Implementation Grant	2 - Classified Salaries	\$81,599
				3 - Benefits	\$43,236
				5 - Other Services and Operating Expenditures	\$15,120
			6332 CCSP Implementation Grant Total		\$139,955
		309 Ralph J. Bunche Academy Total			\$2,343,299
		338 MetWest High	0000 General Purpose-unrestricted	1 - Certificated Salaries	\$1,108,419
				2 - Classified Salaries	\$113,555
				3 - Benefits	\$552,583
				4 - Books & Supplies	\$16,287
				5 - Other Services and Operating Expenditures	\$10,200
			0000 General Purpose-unrestricted Total		\$1,801,044
			0002 Unrestricted Supplemental	1 - Certificated Salaries	\$118,055
				2 - Classified Salaries	\$0
				3 - Benefits	\$39,128
				4 - Books & Supplies	\$20,908
				5 - Other Services and Operating Expenditures	\$6,865
				6 - Capital Outlay	\$5,606
			0002 Unrestricted Supplemental Total		\$190,561
			0004 Central Concentration	1 - Certificated Salaries	\$109,241
				2 - Classified Salaries	\$77,057
				3 - Benefits	\$92,273
			0004 Central Concentration Total		\$278,571
			3010 Title I-Basic Grant Low Income	1 - Certificated Salaries	\$53,816
				2 - Classified Salaries	\$1,618
				3 - Benefits	\$16,760
				4 - Books & Supplies	\$22,022
				5 - Other Services and Operating Expenditures	\$1,082
			3010 Title I-Basic Grant Low Income Total		\$95,298
			3213 ESSER III	1 - Certificated Salaries	\$36,054
				2 - Classified Salaries	\$3,607
				3 - Benefits	\$13,146
			3213 ESSER III Total		\$52,807
			3216 ELO Esser II St Reserve	1 - Certificated Salaries	\$110,962

OUSD Budget Summary - 2022-23 UnAudited Actuals
Data by Fund, Division Type, Site, Resource & Object Classification

Sum of Expenditure					
Fund	Site Type	Site Code	Resource Code	Classification	Total
01 General Fund	High School	338 MetWest High	3216 ELO Esser II St Reserve	3 - Benefits	\$31,310
			3216 ELO Esser II St Reserve Total		\$142,272
			3310 Se-idea Basic Grant PI94-142	2 - Classified Salaries	\$32,916
				3 - Benefits	\$22,162
			3310 Se-idea Basic Grant PI94-142 Total		\$55,078
			4124 T Iv 21st Century Com Learning	1 - Certificated Salaries	\$1,078
				2 - Classified Salaries	\$1,144
				3 - Benefits	\$690
				4 - Books & Supplies	\$6,076
				5 - Other Services and Operating Expenditures	\$150,148
			4124 T Iv 21st Century Com Learning Total		\$159,136
			4127 Title 4-Student Support	4 - Books & Supplies	\$3,288
			4127 Title 4-Student Support Total		\$3,288
			6500 Special Education	1 - Certificated Salaries	\$173,448
				2 - Classified Salaries	\$23,357
				3 - Benefits	\$142,951
			6500 Special Education Total		\$339,756
			9011 Donations	4 - Books & Supplies	\$4,669
				5 - Other Services and Operating Expenditures	\$2,975
			9011 Donations Total		\$7,644
			9333 Measure N	1 - Certificated Salaries	\$79,260
				3 - Benefits	\$38,357
				4 - Books & Supplies	\$0
				5 - Other Services and Operating Expenditures	\$36,435
			9333 Measure N Total		\$154,052
			9334 Measure G, Parcel Tax	2 - Classified Salaries	\$25,402
				3 - Benefits	\$12,948
				4 - Books & Supplies	\$19,218
			9334 Measure G, Parcel Tax Total		\$57,568
			6266 Educator Effectiveness	1 - Certificated Salaries	\$6,603
				3 - Benefits	\$1,590
				4 - Books & Supplies	\$0
			6266 Educator Effectiveness Total		\$8,193
			7425 Expanded Learning Opp Prop98	1 - Certificated Salaries	\$0
				3 - Benefits	\$0
			7425 Expanded Learning Opp Prop98 Total		\$0
			0006 S&C Carryover	4 - Books & Supplies	\$2,957
			0006 S&C Carryover Total		\$2,957
			6332 CCSPP Implementation Grant	1 - Certificated Salaries	\$1,386
				2 - Classified Salaries	\$43,877
				3 - Benefits	\$14,358
				4 - Books & Supplies	\$3,535
				5 - Other Services and Operating Expenditures	\$20,426
			6332 CCSPP Implementation Grant Total		\$83,581
				338 MetWest High Total	\$3,431,806
				High School Total	\$103,430,626
				Central Office	601 General Fund - Restrict
	7690 On-Behalf Pension Contribution Total				\$21,000,964
601 General Fund - Restricted Total		\$21,000,964			
901 Chief of Staff	0000 General Purpose-unrestricted	2 - Classified Salaries			\$79,943
		3 - Benefits			\$30,257
0000 General Purpose-unrestricted Total		\$110,200			
	3212 ESSER II	1 - Certificated Salaries			\$991
		2 - Classified Salaries	\$10,203		
		3 - Benefits	\$4,173		
		5 - Other Services and Operating Expenditures	\$0		
	3212 ESSER II Total	\$15,368			

OUSD Budget Summary - 2022-23 UnAudited Actuals
Data by Fund, Division Type, Site, Resource & Object Classification

Sum of Expenditure									
Fund	Site Type	Site Code	Resource Code	Classification	Total				
01 General Fund	Central Office	901 Chief of Staff	3213 ESSER III	2 - Classified Salaries	\$12,937				
				3 - Benefits	\$5,476				
				5 - Other Services and Operating Expenditures	\$198,200				
				3213 ESSER III Total	\$216,613				
				9011 Donations	\$193				
				4 - Books & Supplies	\$193				
				5 - Other Services and Operating Expenditures	\$10,000				
				9011 Donations Total	\$10,193				
				9172 The California Endowment	\$0				
				4 - Books & Supplies	\$0				
				9172 The California Endowment Total	\$0				
				9225 Kaiser Health&wellness W/ebcf	\$628,110				
				2 - Classified Salaries	\$628,110				
				3 - Benefits	\$230,831				
				4 - Books & Supplies	\$0				
				5 - Other Services and Operating Expenditures	\$192,508				
				9225 Kaiser Health&wellness W/ebcf Total	\$1,051,449				
				9342 Golden State Warriors Grant	\$0				
				4 - Books & Supplies	\$0				
				9342 Golden State Warriors Grant Total	\$0				
				901 Chief of Staff Total	\$1,403,823				
				903 Office Of Chief Academ		0000 General Purpose-unrestricted		1 - Certificated Salaries	\$710,684
								2 - Classified Salaries	\$135,853
								3 - Benefits	\$209,189
								4 - Books & Supplies	\$3,462
								5 - Other Services and Operating Expenditures	\$1,417
								0000 General Purpose-unrestricted Total	\$1,060,604
								0004 Central Concentration	\$0
								4 - Books & Supplies	\$0
								5 - Other Services and Operating Expenditures	\$0
								0004 Central Concentration Total	\$0
								0005 Central Supplemental	\$348,476
								1 - Certificated Salaries	\$348,476
								2 - Classified Salaries	\$2,182
								3 - Benefits	\$80,842
								4 - Books & Supplies	\$69,486
								5 - Other Services and Operating Expenditures	\$96,027
								0005 Central Supplemental Total	\$597,013
								0040 Unrest AB1840	\$148,060
								5 - Other Services and Operating Expenditures	\$148,060
								0040 Unrest AB1840 Total	\$148,060
								3010 Title I-Basic Grant Low Income	\$0
								1 - Certificated Salaries	\$0
								3 - Benefits	\$0
								3010 Title I-Basic Grant Low Income Total	\$0
								3182 ESSA: Comp Support & Improvmt	\$0
								4 - Books & Supplies	\$0
								3182 ESSA: Comp Support & Improvmt Total	\$0
								3212 ESSER II	\$66
								2 - Classified Salaries	\$66
								3212 ESSER II Total	\$66
								3312 Spec Ed Idea Early Intervening	\$182,202
								1 - Certificated Salaries	\$182,202
								3 - Benefits	\$57,290
								5 - Other Services and Operating Expenditures	\$1,000
								7 - Other Outgo	\$31,834
								3312 Spec Ed Idea Early Intervening Total	\$272,326
								3318 Idea Part B Sec 61 Presch Ceis	\$48,373
								1 - Certificated Salaries	\$48,373
								3 - Benefits	\$11,275
								5 - Other Services and Operating Expenditures	\$10,729
								7 - Other Outgo	\$1,886
								3318 Idea Part B Sec 61 Presch Ceis Total	\$72,263
								4035 Title 2-a Teacher Quality	\$357,033
								1 - Certificated Salaries	\$357,033
								2 - Classified Salaries	\$1,160
								3 - Benefits	\$84,676
								4 - Books & Supplies	\$0
								5 - Other Services and Operating Expenditures	\$224,190
								4035 Title 2-a Teacher Quality Total	\$667,059

OUSD Budget Summary - 2022-23 UnAudited Actuals
Data by Fund, Division Type, Site, Resource & Object Classification

Sum of Expenditure	Site Type	Site Code	Resource Code	Classification	Total
01 General Fund	Central Office	903 Office Of Chief Academ	4127 Title 4-Student Support	1 - Certificated Salaries	\$54,773
				3 - Benefits	\$22,735
				4 - Books & Supplies	\$0
			4127 Title 4-Student Support Total		\$77,509
			4203 Title Iii Lep Student Program	1 - Certificated Salaries	\$71,820
				3 - Benefits	\$16,494
				4 - Books & Supplies	\$0
				5 - Other Services and Operating Expenditures	\$100,000
			4203 Title Iii Lep Student Program Total		\$188,314
			6300 Lottery:instructionalmaterials	4 - Books & Supplies	\$2,707,906
				5 - Other Services and Operating Expenditures	\$205,672
			6300 Lottery:instructionalmaterials Total		\$2,913,579
			6266 Educator Effectiveness	1 - Certificated Salaries	\$0
				3 - Benefits	\$0
				5 - Other Services and Operating Expenditures	\$0
				7 - Other Outgo	\$30,153
			6266 Educator Effectiveness Total		\$30,153
			0006 S&C Carryover	1 - Certificated Salaries	\$445,318
				2 - Classified Salaries	\$48,423
				3 - Benefits	\$111,631
				4 - Books & Supplies	\$2,705,422
				5 - Other Services and Operating Expenditures	\$3,171,003
				6 - Capital Outlay	\$6,976
			0006 S&C Carryover Total		\$6,488,774
			903 Office Of Chief Academic		\$12,515,719
			905 Office Of Sr. Business C	0000 General Purpose-unrestricted	\$3,328,041
				2 - Classified Salaries	\$1,723,255
				3 - Benefits	\$85,003
				4 - Books & Supplies	\$95,134
				5 - Other Services and Operating Expenditures	\$0
			0000 General Purpose-unrestricted Total		\$5,231,433
			0040 Unrest AB1840	2 - Classified Salaries	\$315,216
				3 - Benefits	\$111,182
				5 - Other Services and Operating Expenditures	\$0
			0040 Unrest AB1840 Total		\$426,398
			3010 Title I-Basic Grant Low Income	5 - Other Services and Operating Expenditures	\$50,112
			3010 Title I-Basic Grant Low Income Total		\$50,112
			3155 Fed Consolidated Admin Funds	2 - Classified Salaries	\$33,527
				3 - Benefits	\$16,586
				5 - Other Services and Operating Expenditures	(\$50,112)
			3155 Fed Consolidated Admin Funds Total		\$0
			905 Office Of Sr. Business Officer Total		\$5,707,943
			906 Ombudsman	0000 General Purpose-unrestricted	\$325,157
				2 - Classified Salaries	\$160,619
				3 - Benefits	\$7,359
				4 - Books & Supplies	\$665
				5 - Other Services and Operating Expenditures	\$0
			0000 General Purpose-unrestricted Total		\$493,800
			906 Ombudsman Total		\$493,800
			907 Student Assignment	0000 General Purpose-unrestricted	\$501,659
				2 - Classified Salaries	\$204,107
				3 - Benefits	\$118,562
				4 - Books & Supplies	\$411,228
				5 - Other Services and Operating Expenditures	\$0
			0000 General Purpose-unrestricted Total		\$1,235,555
			0005 Central Supplemental	2 - Classified Salaries	\$458,282
				3 - Benefits	\$268,321
			0005 Central Supplemental Total		\$726,603
			0040 Unrest AB1840	1 - Certificated Salaries	\$19,096
				2 - Classified Salaries	\$450,381

OUSD Budget Summary - 2022-23 UnAudited Actuals
Data by Fund, Division Type, Site, Resource & Object Classification

Sum of Expenditure								
Fund	Site Type	Site Code	Resource Code	Classification	Total			
01 General Fund	Central Office	907 Student Assignment	0040 Unrest AB1840	3 - Benefits	\$220,863			
				4 - Books & Supplies	\$0			
				5 - Other Services and Operating Expenditures	\$319,996			
				0040 Unrest AB1840 Total		\$1,010,336		
				9283 Salesforce.org	2 - Classified Salaries	\$72,582		
					3 - Benefits	\$27,456		
				9283 Salesforce.org Total		\$100,038		
				907 Student Assignment Total		\$3,072,533		
		910 Early Childhood Develo		0005 Central Supplemental		2 - Classified Salaries	\$0	
						3 - Benefits	\$0	
						0005 Central Supplemental Total	\$0	
						3010 Title I-Basic Grant Low Income	1 - Certificated Salaries	\$53,709
							3 - Benefits	\$25,633
						3010 Title I-Basic Grant Low Income Total		\$79,343
						3213 ESSER III	1 - Certificated Salaries	\$4,000
							2 - Classified Salaries	\$7,272
							3 - Benefits	\$1,174
						3213 ESSER III Total		\$12,446
						9236 Kenneth Rainin Foundation	2 - Classified Salaries	\$0
							3 - Benefits	\$0
						9236 Kenneth Rainin Foundation Total		\$0
						9237 Kenneth Rainin Foundation	1 - Certificated Salaries	\$54,612
							2 - Classified Salaries	\$332,661
							3 - Benefits	\$161,497
							4 - Books & Supplies	\$22,243
							5 - Other Services and Operating Expenditures	\$18
						9237 Kenneth Rainin Foundation Total		\$571,031
						9250 Packard Foundation	1 - Certificated Salaries	\$25,372
							3 - Benefits	\$3,950
						9250 Packard Foundation Total		\$29,322
						6266 Educator Effectiveness	1 - Certificated Salaries	\$6,651
							2 - Classified Salaries	\$602
							3 - Benefits	\$1,570
							5 - Other Services and Operating Expenditures	\$74,760
						6266 Educator Effectiveness Total		\$83,582
						7425 Expanded Learning Opp Prop98	2 - Classified Salaries	\$36,801
							3 - Benefits	\$23,437
						7425 Expanded Learning Opp Prop98 Total		\$60,238
				0006 S&C Carryover	2 - Classified Salaries	\$0		
					3 - Benefits	\$0		
				0006 S&C Carryover Total		\$0		
				3219 ELO ESSER III St Resv LL	2 - Classified Salaries	\$177,379		
					3 - Benefits	\$115,307		
				3219 ELO ESSER III St Resv LL Total		\$292,686		
				910 Early Childhood Development Total		\$1,128,649		
		912 Linked Learning		0000 General Purpose-unrestricted		1 - Certificated Salaries	\$2,833	
						2 - Classified Salaries	\$189,062	
						3 - Benefits	\$101,848	
						0000 General Purpose-unrestricted Total		\$293,742
						0005 Central Supplemental	1 - Certificated Salaries	\$204,411
							2 - Classified Salaries	\$123,224
							3 - Benefits	\$176,585
						0005 Central Supplemental Total		\$504,219
						3213 ESSER III	1 - Certificated Salaries	\$5,000
							3 - Benefits	\$442
						3213 ESSER III Total		\$5,442
						3550 Voc & Applied Secondary&adult	1 - Certificated Salaries	\$23,239

OUSD Budget Summary - 2022-23 UnAudited Actuals
Data by Fund, Division Type, Site, Resource & Object Classification

Sum of Expenditure	Site Type	Site Code	Resource Code	Classification	Total
01 General Fund	Central Office	912 Linked Learning	3550 Voc & Applied Secondary&adult	2 - Classified Salaries	\$1,468
				3 - Benefits	\$6,041
				4 - Books & Supplies	\$0
				5 - Other Services and Operating Expenditures	\$13,485
				7 - Other Outgo	\$11,596
			3550 Voc & Applied Secondary&adult Total		\$55,828
		6385 Riverside Community College		4 - Books & Supplies	\$0
		6385 Riverside Community College Total			\$0
		6387 CTE Incentive Grant		1 - Certificated Salaries	\$159,057
				2 - Classified Salaries	\$374,855
				3 - Benefits	\$204,906
				4 - Books & Supplies	\$4,464
				5 - Other Services and Operating Expenditures	\$140,154
			6387 CTE Incentive Grant Total		\$883,435
		6388 K12 Strong Workforce Grant		1 - Certificated Salaries	\$762,992
				2 - Classified Salaries	\$1,106,058
				3 - Benefits	\$799,341
				4 - Books & Supplies	\$1,194,497
				5 - Other Services and Operating Expenditures	\$467,045
				6 - Capital Outlay	\$89,651
			6388 K12 Strong Workforce Grant Total		\$4,419,584
		7220 Partnership Academy Program		4 - Books & Supplies	\$0
				7 - Other Outgo	\$16,902
			7220 Partnership Academy Program Total		\$16,902
		9011 Donations		1 - Certificated Salaries	\$7,392
				3 - Benefits	\$1,833
				4 - Books & Supplies	\$31,429
			9011 Donations Total		\$40,654
		9043 Stupski Foundation		5 - Other Services and Operating Expenditures	\$40,000
		9043 Stupski Foundation Total			\$40,000
		9067 Walter & Elise Haas Fund		1 - Certificated Salaries	\$6,661
				2 - Classified Salaries	\$4,218
				3 - Benefits	\$1,818
				4 - Books & Supplies	\$503
				5 - Other Services and Operating Expenditures	\$178,191
			9067 Walter & Elise Haas Fund Total		\$191,390
		9121 Oakland Fund Children & Youth		4 - Books & Supplies	\$0
				5 - Other Services and Operating Expenditures	\$368,178
				7 - Other Outgo	\$2,543
			9121 Oakland Fund Children & Youth Total		\$370,721
		9269 West Ed		1 - Certificated Salaries	\$847
				2 - Classified Salaries	\$16,330
				3 - Benefits	\$4,782
				4 - Books & Supplies	\$108
				7 - Other Outgo	\$0
			9269 West Ed Total		\$22,068
		9283 Salesforce.org		1 - Certificated Salaries	\$607,537
				2 - Classified Salaries	\$61,664
				3 - Benefits	\$299,815
				4 - Books & Supplies	\$29,654
				5 - Other Services and Operating Expenditures	\$5,374
			9283 Salesforce.org Total		\$1,004,044
		9294 Code.org		4 - Books & Supplies	\$0
		9294 Code.org Total			\$0
		9313 LEARNING POLICY GRANT		4 - Books & Supplies	\$0
		9313 LEARNING POLICY GRANT Total			\$0
		9318 Allt.AssessmentCapstoneProject		1 - Certificated Salaries	\$2,310

OUSD Budget Summary - 2022-23 UnAudited Actuals
Data by Fund, Division Type, Site, Resource & Object Classification

Sum of Expenditure	Site Type	Site Code	Resource Code	Classification	Total
01 General Fund	Central Office	912 Linked Learning	9318 Allt.AssessmentCapstoneProject	3 - Benefits	\$571
				4 - Books & Supplies	\$0
			9318 Allt.AssessmentCapstoneProject Total		\$2,881
			9321 Workforce Development Plan	4 - Books & Supplies	\$0
				5 - Other Services and Operating Expenditures	\$52,222
			9321 Workforce Development Plan Total		\$52,222
			9333 Measure N	1 - Certificated Salaries	\$0
				2 - Classified Salaries	\$756,238
				3 - Benefits	\$331,634
				4 - Books & Supplies	\$844
				5 - Other Services and Operating Expenditures	\$57,775
			9333 Measure N Total		\$1,146,491
		912 Linked Learning Total			\$9,049,623
		913 Chief Of Operations	0000 General Purpose-unrestricted	2 - Classified Salaries	\$523,747
				3 - Benefits	\$191,832
				4 - Books & Supplies	\$21,901
				5 - Other Services and Operating Expenditures	\$36,992
			0000 General Purpose-unrestricted Total		\$774,472
			3212 ESSER II	1 - Certificated Salaries	\$4,186
				2 - Classified Salaries	\$1,966
				3 - Benefits	\$1,868
				4 - Books & Supplies	\$4,572
			3212 ESSER II Total		\$12,592
			3213 ESSER III	1 - Certificated Salaries	\$457,900
				2 - Classified Salaries	\$530,336
				3 - Benefits	\$274,798
				4 - Books & Supplies	\$701,107
				5 - Other Services and Operating Expenditures	\$1,109,323
				6 - Capital Outlay	\$0
			3213 ESSER III Total		\$3,073,464
			9024 Oak Pub Ed - OaklandUndivided	2 - Classified Salaries	\$112,750
				3 - Benefits	\$13,140
			9024 Oak Pub Ed - OaklandUndivided Total		\$125,890
			9038 Eat.Learn.Play Grant	4 - Books & Supplies	\$24,027
				5 - Other Services and Operating Expenditures	\$11,000
			9038 Eat.Learn.Play Grant Total		\$35,027
			3210 ESSER ElemScdrySchlEmgcyRelief	1 - Certificated Salaries	\$8,859
				2 - Classified Salaries	\$31,174
				3 - Benefits	\$3,275
			3210 ESSER ElemScdrySchlEmgcyRelief Total		\$43,308
			6266 Educator Effectiveness	2 - Classified Salaries	\$19,173
				3 - Benefits	\$11,113
				4 - Books & Supplies	\$0
			6266 Educator Effectiveness Total		\$30,286
			0041 AB1840 Final Installment	1 - Certificated Salaries	\$13,959
				2 - Classified Salaries	\$22,454
				3 - Benefits	\$5,222
				4 - Books & Supplies	\$9,369
				5 - Other Services and Operating Expenditures	\$143,168
				6 - Capital Outlay	\$255,715
			0041 AB1840 Final Installment Total		\$449,886
			9063 Gilead Sciences via OPEF	1 - Certificated Salaries	\$9,895
				2 - Classified Salaries	\$9,328
				3 - Benefits	\$3,254
				4 - Books & Supplies	\$0
				5 - Other Services and Operating Expenditures	\$66,000
				7 - Other Outgo	\$2,360

OUSD Budget Summary - 2022-23 UnAudited Actuals
Data by Fund, Division Type, Site, Resource & Object Classification

Sum of Expenditure	Site Type	Site Code	Resource Code	Classification	Total
01 General Fund	Central Office	913 Chief Of Operations	9063 Gilead Sciences via OPEF Total		\$90,837
		913 Chief Of Operations Total			\$4,635,761
		915 Educator Effective	9006 Oak Public Ed Fund	4 - Books & Supplies	\$0
			9006 Oak Public Ed Fund Total		\$0
		915 Educator Effective Total			\$0
		918 Facilities Planning	0000 General Purpose-unrestricted	2 - Classified Salaries	\$56,648
				3 - Benefits	\$26,057
				4 - Books & Supplies	\$33,083
				5 - Other Services and Operating Expenditures	\$476,181
				6 - Capital Outlay	\$0
			0000 General Purpose-unrestricted Total		\$591,967
			3213 ESSER III	6 - Capital Outlay	\$50,379
			3213 ESSER III Total		\$50,379
			9011 Donations	4 - Books & Supplies	\$0
			9011 Donations Total		\$0
			0901 1000Broadway Move	4 - Books & Supplies	\$44,997
				5 - Other Services and Operating Expenditures	\$0
				6 - Capital Outlay	\$145,577
			0901 1000Broadway Move Total		\$190,574
		918 Facilities Planning Total			\$832,921
		921 Office Of Post Seconda	9006 Oak Public Ed Fund	4 - Books & Supplies	\$0
			9006 Oak Public Ed Fund Total		\$0
			9011 Donations	4 - Books & Supplies	\$0
			9011 Donations Total		\$0
		921 Office Of Post Secondary	Readi Total		\$0
		922 Comm. Schools & Stud	0000 General Purpose-unrestricted	1 - Certificated Salaries	\$30,114
				2 - Classified Salaries	\$627,701
				3 - Benefits	\$363,333
				4 - Books & Supplies	\$31,674
				5 - Other Services and Operating Expenditures	\$47,894
			0000 General Purpose-unrestricted Total		\$1,100,716
			0004 Central Concentration	1 - Certificated Salaries	\$0
				2 - Classified Salaries	\$0
				3 - Benefits	\$0
				4 - Books & Supplies	\$3,326
				5 - Other Services and Operating Expenditures	\$0
			0004 Central Concentration Total		\$3,326
			0005 Central Supplemental	1 - Certificated Salaries	\$230,679
				2 - Classified Salaries	\$2,772,297
				3 - Benefits	\$2,062,981
				4 - Books & Supplies	\$0
				5 - Other Services and Operating Expenditures	\$142,275
			0005 Central Supplemental Total		\$5,208,232
			3010 Title I-Basic Grant Low Income	2 - Classified Salaries	\$610,949
				3 - Benefits	\$378,272
				5 - Other Services and Operating Expenditures	\$177,606
			3010 Title I-Basic Grant Low Income Total		\$1,166,827
			3155 Fed Consolidated Admin Funds	2 - Classified Salaries	\$99,896
				3 - Benefits	\$43,290
				5 - Other Services and Operating Expenditures	(\$143,186)
			3155 Fed Consolidated Admin Funds Total		\$0
			3212 ESSER II	1 - Certificated Salaries	\$122,186
				2 - Classified Salaries	\$385,939
				3 - Benefits	\$262,764
			3212 ESSER II Total		\$770,888
			3213 ESSER III	1 - Certificated Salaries	\$3,000
				3 - Benefits	\$249

OUSD Budget Summary - 2022-23 UnAudited Actuals
Data by Fund, Division Type, Site, Resource & Object Classification

Sum of Expenditure					
Fund	Site Type	Site Code	Resource Code	Classification	Total
01 General Fund	Central Office	922 Comm. Schools & Stud	3213 ESSER III	5 - Other Services and Operating Expenditures	\$13,103
			3213 ESSER III Total		\$16,351
			3312 Spec Ed Idea Early Intervening	2 - Classified Salaries	\$119,444
				3 - Benefits	\$50,522
			3312 Spec Ed Idea Early Intervening Total		\$169,966
			4124 T Iv 21st Century Com Learning	2 - Classified Salaries	\$175,388
				3 - Benefits	\$79,696
				4 - Books & Supplies	\$31,104
				5 - Other Services and Operating Expenditures	\$721,801
				7 - Other Outgo	\$43,077
			4124 T Iv 21st Century Com Learning Total		\$1,051,067
			5630 Homeless Children & Youth	4 - Books & Supplies	\$3,677
				5 - Other Services and Operating Expenditures	\$22,979
			5630 Homeless Children & Youth Total		\$26,656
			5634 Homeless Children & Youth II	2 - Classified Salaries	\$0
				3 - Benefits	\$0
				4 - Books & Supplies	\$2,760
				5 - Other Services and Operating Expenditures	\$98,447
				7 - Other Outgo	\$2,660
			5634 Homeless Children & Youth II Total		\$103,867
			5844 Healthy Oakland Teens	1 - Certificated Salaries	\$234,873
				2 - Classified Salaries	\$92,772
				3 - Benefits	\$121,646
				4 - Books & Supplies	\$14,586
				5 - Other Services and Operating Expenditures	\$68,924
				7 - Other Outgo	\$14,279
			5844 Healthy Oakland Teens Total		\$547,080
			5846 Human Trafficking Prevention	1 - Certificated Salaries	\$11,241
				2 - Classified Salaries	\$238,511
				3 - Benefits	\$131,472
				4 - Books & Supplies	\$455
				5 - Other Services and Operating Expenditures	\$79,594
				7 - Other Outgo	\$12,362
			5846 Human Trafficking Prevention Total		\$473,635
			6010 After School Learning&safehood	2 - Classified Salaries	\$225,649
				3 - Benefits	\$106,623
				4 - Books & Supplies	\$117,244
				5 - Other Services and Operating Expenditures	\$769,620
				7 - Other Outgo	\$52,089
			6010 After School Learning&safehood Total		\$1,271,226
			6690 Tupe Grade 6-12 Tier 2	1 - Certificated Salaries	\$0
				2 - Classified Salaries	\$0
				3 - Benefits	\$0
				4 - Books & Supplies	\$0
				5 - Other Services and Operating Expenditures	\$190,000
				7 - Other Outgo	\$938
			6690 Tupe Grade 6-12 Tier 2 Total		\$190,938
			6695 Tupe - Youth Engagement Prop56	1 - Certificated Salaries	\$0
				2 - Classified Salaries	\$0
				3 - Benefits	\$0
				4 - Books & Supplies	\$0
				5 - Other Services and Operating Expenditures	\$208,000
				7 - Other Outgo	\$804
			6695 Tupe - Youth Engagement Prop56 Total		\$208,804
			7085 Prop 47 - LCSSP	1 - Certificated Salaries	\$103,412
				2 - Classified Salaries	\$6,510
				3 - Benefits	\$66,006

OUSD Budget Summary - 2022-23 UnAudited Actuals
Data by Fund, Division Type, Site, Resource & Object Classification

Sum of Expenditure Fund	Site Type	Site Code	Resource Code	Classification	Total
01 General Fund	Central Office	922 Comm. Schools & Stud	7085 Prop 47 - LCSSP	4 - Books & Supplies	\$0
				5 - Other Services and Operating Expenditures	\$72,009
				7 - Other Outgo	\$6,645
			7085 Prop 47 - LCSSP Total		\$254,582
			9006 Oak Public Ed Fund	4 - Books & Supplies	\$2,900
			9006 Oak Public Ed Fund Total		\$2,900
			9011 Donations	4 - Books & Supplies	\$0
			9011 Donations Total		\$0
			9017 Bechtel	4 - Books & Supplies	\$0
			9017 Bechtel Total		\$0
			9026 SF Fdnt RobertKathryn Ridell	4 - Books & Supplies	\$0
				5 - Other Services and Operating Expenditures	\$1,880
			9026 SF Fdnt RobertKathryn Ridell Total		\$1,880
			9038 Eat.Learn.Play Grant	4 - Books & Supplies	\$0
				5 - Other Services and Operating Expenditures	\$37,214
			9038 Eat.Learn.Play Grant Total		\$37,214
			9040 LEA Medi-Cal Former 5640	2 - Classified Salaries	\$125,725
				3 - Benefits	\$55,009
				5 - Other Services and Operating Expenditures	\$73,500
				7 - Other Outgo	\$18,925
			9040 LEA Medi-Cal Former 5640 Total		\$273,159
			9044 City of Oakland	1 - Certificated Salaries	\$69,793
				2 - Classified Salaries	\$64,139
				3 - Benefits	\$41,184
				4 - Books & Supplies	\$79,406
				5 - Other Services and Operating Expenditures	\$342,725
				6 - Capital Outlay	\$0
			9044 City of Oakland Total		\$597,247
			9067 Walter & Elise Haas Fund	4 - Books & Supplies	\$0
				5 - Other Services and Operating Expenditures	\$0
			9067 Walter & Elise Haas Fund Total		\$0
			9110 SUMS	4 - Books & Supplies	\$0
			9110 SUMS Total		\$0
			9121 Oakland Fund Children & Youth	2 - Classified Salaries	\$77,059
				3 - Benefits	\$33,738
				4 - Books & Supplies	\$0
				7 - Other Outgo	\$2,969
			9121 Oakland Fund Children & Youth Total		\$113,767
			9180 Measure Y City Of Oakland	2 - Classified Salaries	\$64,515
				3 - Benefits	\$20,704
			9180 Measure Y City Of Oakland Total		\$85,218
			9182 Rodgers Family Foundation	4 - Books & Supplies	\$0
			9182 Rodgers Family Foundation Total		\$0
			9206 Alam.cty.pub.health-health&wel	1 - Certificated Salaries	\$96,007
				2 - Classified Salaries	\$111,433
				3 - Benefits	\$90,569
				4 - Books & Supplies	\$12,700
				5 - Other Services and Operating Expenditures	\$99,357
				7 - Other Outgo	\$7,136
			9206 Alam.cty.pub.health-health&wel Total		\$417,202
			9225 Kaiser Health&wellness W/ebcf	1 - Certificated Salaries	\$46,262
				2 - Classified Salaries	\$540,108
				3 - Benefits	\$239,147
				4 - Books & Supplies	\$40,541
				5 - Other Services and Operating Expenditures	\$897,810
			9225 Kaiser Health&wellness W/ebcf Total		\$1,763,867
			9263 Harvard Residency Program	2 - Classified Salaries	\$47,418

OUSD Budget Summary - 2022-23 UnAudited Actuals
Data by Fund, Division Type, Site, Resource & Object Classification

Sum of Expenditure	Site Type	Site Code	Resource Code	Classification	Total
01 General Fund	Central Office	922 Comm. Schools & Stud	9263 Harvard Residency Program	3 - Benefits	\$22,582
				5 - Other Services and Operating Expenditures	\$0
			9263 Harvard Residency Program Total		\$70,000
			9269 West Ed	4 - Books & Supplies	\$0
			9269 West Ed Total		\$0
			9277 SF Fdnt OaklandPublicEdFund	4 - Books & Supplies	\$0
				5 - Other Services and Operating Expenditures	\$0
			9277 SF Fdnt OaklandPublicEdFund Total		\$0
			9283 Salesforce.org	5 - Other Services and Operating Expenditures	\$119,190
			9283 Salesforce.org Total		\$119,190
			9297 Baphr - Lgbtq Supprt	4 - Books & Supplies	\$0
			9297 Baphr - Lgbtq Supprt Total		\$0
			9298 General Mills Foundation	4 - Books & Supplies	\$2,086
				5 - Other Services and Operating Expenditures	\$0
				6 - Capital Outlay	\$0
			9298 General Mills Foundation Total		\$2,086
			9301 Restorative Justice Fees	1 - Certificated Salaries	\$693
				3 - Benefits	\$171
				4 - Books & Supplies	\$0
				5 - Other Services and Operating Expenditures	\$1,860
			9301 Restorative Justice Fees Total		\$2,724
			9316 PCY 360/365 Grant	4 - Books & Supplies	\$432
				5 - Other Services and Operating Expenditures	\$1,475
			9316 PCY 360/365 Grant Total		\$1,908
			9342 Golden State Warriors Grant	1 - Certificated Salaries	\$0
				3 - Benefits	\$0
				5 - Other Services and Operating Expenditures	\$0
			9342 Golden State Warriors Grant Total		\$0
			3211 ESSER CA Comm School Partner	1 - Certificated Salaries	\$50,479
				2 - Classified Salaries	\$413,139
				3 - Benefits	\$220,832
				4 - Books & Supplies	\$21,766
				5 - Other Services and Operating Expenditures	\$715,233
				7 - Other Outgo	\$38,095
			3211 ESSER CA Comm School Partner Total		\$1,459,544
			2600 Expanded Learning Opp Programs	1 - Certificated Salaries	\$1,376,737
				2 - Classified Salaries	\$1,132,469
				3 - Benefits	\$691,514
				4 - Books & Supplies	\$665,086
				5 - Other Services and Operating Expenditures	\$13,296,372
				6 - Capital Outlay	\$23,486
				7 - Other Outgo	\$205,744
			2600 Expanded Learning Opp Programs Total		\$17,391,408
			7425 Expanded Learning Opp Prop98	2 - Classified Salaries	\$31,042
				3 - Benefits	\$18,769
			7425 Expanded Learning Opp Prop98 Total		\$49,811
			0006 S&C Carryover	2 - Classified Salaries	\$0
				3 - Benefits	\$0
			0006 S&C Carryover Total		\$0
			3307 IDEA Part B Local Ass.Coord	2 - Classified Salaries	\$64,748
				3 - Benefits	\$14,752
			3307 IDEA Part B Local Ass.Coord Total		\$79,501
			3226 After School Educ & Safety	2 - Classified Salaries	\$207,028
				3 - Benefits	\$102,717
				4 - Books & Supplies	\$0
				5 - Other Services and Operating Expenditures	\$70,274
				7 - Other Outgo	\$20,439

OUSD Budget Summary - 2022-23 UnAudited Actuals
Data by Fund, Division Type, Site, Resource & Object Classification

Sum of Expenditure	Site Type	Site Code	Resource Code	Classification	Total
01 General Fund	Central Office	922 Comm. Schools & Student	3226 After School Educ & Safety Total		\$400,458
			9061 Sutter Health Foundation	2 - Classified Salaries	\$0
				3 - Benefits	\$0
			9061 Sutter Health Foundation Total		\$0
			3218 ELO ESSER III St Resv Emergency	5 - Other Services and Operating Expenditures	\$273,071
			3218 ELO ESSER III St Resv Emergency Total		\$273,071
			3219 ELO ESSER III St Resv LL	2 - Classified Salaries	\$173,864
				3 - Benefits	\$101,536
			3219 ELO ESSER III St Resv LL Total		\$275,400
			6332 CCSPP Implementation Grant	1 - Certificated Salaries	\$1,136
				2 - Classified Salaries	\$213,522
				3 - Benefits	\$115,827
				4 - Books & Supplies	\$1,737
				5 - Other Services and Operating Expenditures	\$102,508
				7 - Other Outgo	\$135,012
			6332 CCSPP Implementation Grant Total		\$569,742
			9213 Alameda Alliance for Health	5 - Other Services and Operating Expenditures	\$4,625
			9213 Alameda Alliance for Health Total		\$4,625
			9149 Al.cty. Health Care Serv.	4 - Books & Supplies	\$0
			9149 Al.cty. Health Care Serv. Total		\$0
		922 Comm. Schools & Student	922 Comm. Schools & Student Servics Total		\$36,556,081
		923 Elementary Network 4	0000 General Purpose-unrestricted	1 - Certificated Salaries	\$185,066
				2 - Classified Salaries	\$39,052
				3 - Benefits	\$68,714
				4 - Books & Supplies	\$9,281
				5 - Other Services and Operating Expenditures	\$52
			0000 General Purpose-unrestricted Total		\$302,167
			0005 Central Supplemental	2 - Classified Salaries	\$152,155
				3 - Benefits	\$63,394
			0005 Central Supplemental Total		\$215,549
			3182 ESSA: Comp Support & Improvmt	1 - Certificated Salaries	\$7,392
				3 - Benefits	\$1,863
				5 - Other Services and Operating Expenditures	\$0
			3182 ESSA: Comp Support & Improvmt Total		\$9,255
			4127 Title 4-Student Support	1 - Certificated Salaries	\$114,559
				3 - Benefits	\$45,506
			4127 Title 4-Student Support Total		\$160,065
			9011 Donations	4 - Books & Supplies	\$0
			9011 Donations Total		\$0
		923 Elementary Network 4 Total			\$687,036
		928 Opsr Counseling	0005 Central Supplemental	1 - Certificated Salaries	\$3,094,780
				2 - Classified Salaries	\$132,317
				3 - Benefits	\$1,383,455
				5 - Other Services and Operating Expenditures	\$24,400
			0005 Central Supplemental Total		\$4,634,952
			3182 ESSA: Comp Support & Improvmt	1 - Certificated Salaries	\$23,143
				3 - Benefits	\$7,624
				4 - Books & Supplies	\$5,101
				5 - Other Services and Operating Expenditures	\$91,617
			3182 ESSA: Comp Support & Improvmt Total		\$127,484
			3213 ESSER III	1 - Certificated Salaries	\$35,000
				3 - Benefits	\$2,936
			3213 ESSER III Total		\$37,936
			4127 Title 4-Student Support	4 - Books & Supplies	\$73,648
				5 - Other Services and Operating Expenditures	\$77,500
			4127 Title 4-Student Support Total		\$151,148
			9011 Donations	4 - Books & Supplies	\$0

OUSD Budget Summary - 2022-23 UnAudited Actuals
Data by Fund, Division Type, Site, Resource & Object Classification

Sum of Expenditure	Site Type	Site Code	Resource Code	Classification	Total
01 General Fund	Central Office	928 Opnr Counseling	9011 Donations Total		\$0
			9043 Stupski Foundation	1 - Certificated Salaries	\$1,771
				2 - Classified Salaries	\$173,908
				3 - Benefits	\$88,274
				4 - Books & Supplies	\$10,609
				5 - Other Services and Operating Expenditures	\$8,401
			9043 Stupski Foundation Total		\$282,963
			9286 Scribbles Sftwr Transcripts	4 - Books & Supplies	\$9,774
				5 - Other Services and Operating Expenditures	\$900
			9286 Scribbles Sftwr Transcripts Total		\$10,674
			3215 GEER Learning Loss Mitigation	2 - Classified Salaries	\$19,798
				3 - Benefits	\$12,954
			3215 GEER Learning Loss Mitigation Total		\$32,752
			7425 Expanded Learning Opp Prop98	1 - Certificated Salaries	\$45,823
				2 - Classified Salaries	\$16,024
				3 - Benefits	\$24,193
			7425 Expanded Learning Opp Prop98 Total		\$86,040
			0006 S&C Carryover	1 - Certificated Salaries	\$46,156
				2 - Classified Salaries	\$2,652
				3 - Benefits	\$11,757
				4 - Books & Supplies	\$21,165
				5 - Other Services and Operating Expenditures	\$30,480
			0006 S&C Carryover Total		\$112,209
			7412 A-G Access/Success Grant	1 - Certificated Salaries	\$56,162
				2 - Classified Salaries	\$0
				3 - Benefits	\$23,301
				5 - Other Services and Operating Expenditures	\$0
				7 - Other Outgo	\$2,130
			7412 A-G Access/Success Grant Total		\$81,593
			7413 A-G Learning Loss Mitigation	1 - Certificated Salaries	\$16,478
				3 - Benefits	\$8,006
				4 - Books & Supplies	\$0
				5 - Other Services and Operating Expenditures	\$0
				7 - Other Outgo	\$656
			7413 A-G Learning Loss Mitigation Total		\$25,140
			3217 Expanded Learning GEER II	1 - Certificated Salaries	\$278,047
				2 - Classified Salaries	\$138,187
				3 - Benefits	\$166,460
			3217 Expanded Learning GEER II Total		\$582,694
		928 Opnr Counseling Total			\$6,165,584
		929 Office Of Equity	0000 General Purpose-unrestricted	2 - Classified Salaries	\$142,309
				3 - Benefits	\$75,146
				5 - Other Services and Operating Expenditures	\$61
			0000 General Purpose-unrestricted Total		\$217,516
			0004 Central Concentration	2 - Classified Salaries	\$76,653
				3 - Benefits	\$15,031
				4 - Books & Supplies	\$30,253
				5 - Other Services and Operating Expenditures	\$472,490
			0004 Central Concentration Total		\$594,427
			0005 Central Supplemental	1 - Certificated Salaries	\$258,778
				2 - Classified Salaries	\$2,033,764
				3 - Benefits	\$1,284,394
				4 - Books & Supplies	\$27,310
				5 - Other Services and Operating Expenditures	\$80,231
			0005 Central Supplemental Total		\$3,684,477
			3010 Title I-Basic Grant Low Income	2 - Classified Salaries	\$413,786
				3 - Benefits	\$175,802

OUSD Budget Summary - 2022-23 UnAudited Actuals
Data by Fund, Division Type, Site, Resource & Object Classification

Sum of Expenditure	Site Type	Site Code	Resource Code	Classification	Total
01 General Fund	Central Office	929 Office Of Equity	3010 Title I-Basic Grant Low Income	4 - Books & Supplies	\$0
				5 - Other Services and Operating Expenditures	\$0
			3010 Title I-Basic Grant Low Income Total		\$589,588
			3212 ESSER II	2 - Classified Salaries	\$79,181
				3 - Benefits	\$39,819
			3212 ESSER II Total		\$118,999
			4035 Title 2-a Teacher Quality	1 - Certificated Salaries	\$14,602
				3 - Benefits	\$3,140
			4035 Title 2-a Teacher Quality Total		\$17,741
			4127 Title 4-Student Support	5 - Other Services and Operating Expenditures	\$9,980
			4127 Title 4-Student Support Total		\$9,980
			9006 Oak Public Ed Fund	4 - Books & Supplies	\$0
				5 - Other Services and Operating Expenditures	\$558
			9006 Oak Public Ed Fund Total		\$558
			9011 Donations	4 - Books & Supplies	\$0
			9011 Donations Total		\$0
			9034 Collaborative for Ed Excl	5 - Other Services and Operating Expenditures	\$19,706
			9034 Collaborative for Ed Excl Total		\$19,706
			9225 Kaiser Health&wellness W/ebcf	1 - Certificated Salaries	\$95,820
				2 - Classified Salaries	\$122,878
				3 - Benefits	\$100,088
				4 - Books & Supplies	\$0
				5 - Other Services and Operating Expenditures	\$13,483
			9225 Kaiser Health&wellness W/ebcf Total		\$332,270
			9289 Oak Ed Fund Aagls	5 - Other Services and Operating Expenditures	\$2,000
			9289 Oak Ed Fund Aagls Total		\$2,000
			9334 Measure G, Parcel Tax	5 - Other Services and Operating Expenditures	\$24,510
			9334 Measure G, Parcel Tax Total		\$24,510
			7425 Expanded Learning Opp Prop98	2 - Classified Salaries	\$13,588
				3 - Benefits	\$11,377
			7425 Expanded Learning Opp Prop98 Total		\$24,965
			0006 S&C Carryover	2 - Classified Salaries	\$59,019
				3 - Benefits	\$39,251
			0006 S&C Carryover Total		\$98,270
			3217 Expanded Learning GEER II	2 - Classified Salaries	\$51,636
				3 - Benefits	\$43,223
			3217 Expanded Learning GEER II Total		\$94,858
			9122 City of Oak Dept of Viol Prev	1 - Certificated Salaries	\$21,680
				2 - Classified Salaries	\$42,573
				3 - Benefits	\$22,877
				4 - Books & Supplies	\$21,168
				5 - Other Services and Operating Expenditures	\$43,284
			9122 City of Oak Dept of Viol Prev Total		\$151,582
			0007 One-time Addtl Budget	2 - Classified Salaries	\$24,481
				3 - Benefits	\$9,085
			0007 One-time Addtl Budget Total		\$33,566
			3515 CTE 21st Century Perkins V	5 - Other Services and Operating Expenditures	\$0
				7 - Other Outgo	\$0
			3515 CTE 21st Century Perkins V Total		\$0
		929 Office Of Equity Total			\$6,015,015
		933 Oakland Athletic Leagu	0000 General Purpose-unrestricted	2 - Classified Salaries	\$944
				3 - Benefits	\$111
			0000 General Purpose-unrestricted Total		\$1,055
			9006 Oak Public Ed Fund	4 - Books & Supplies	\$1,514
			9006 Oak Public Ed Fund Total		\$1,514
			9011 Donations	4 - Books & Supplies	\$0
			9011 Donations Total		\$0

OUSD Budget Summary - 2022-23 UnAudited Actuals
Data by Fund, Division Type, Site, Resource & Object Classification

Sum of Expenditure										
Fund	Site Type	Site Code	Resource Code	Classification	Total					
01 General Fund	Central Office	933 Oakland Athletic League	9334 Measure G, Parcel Tax	1 - Certificated Salaries	\$231,315					
				2 - Classified Salaries	\$915,028					
				3 - Benefits	\$323,349					
				4 - Books & Supplies	\$192,504					
				5 - Other Services and Operating Expenditures	\$592,264					
			9334 Measure G, Parcel Tax Total				\$2,254,459			
			0006 S&C Carryover	4 - Books & Supplies	\$65,220					
				5 - Other Services and Operating Expenditures	\$497,996					
			0006 S&C Carryover Total				\$563,215			
			9048 EatLearnPlayFdnt for OAL}	4 - Books & Supplies	\$0					
				5 - Other Services and Operating Expenditures	\$96,950					
			9048 EatLearnPlayFdnt for OAL} Total				\$96,950			
			933 Oakland Athletic League (oal) Total					\$2,917,193		
			937 Summer Programs		0004 Central Concentration	1 - Certificated Salaries	\$0			
							2 - Classified Salaries	\$0		
							3 - Benefits	\$0		
						0004 Central Concentration Total				\$0
						0005 Central Supplemental	2 - Classified Salaries	\$2,174		
							3 - Benefits	\$427		
						0005 Central Supplemental Total				\$2,602
						3010 Title I-Basic Grant Low Income	1 - Certificated Salaries	\$2,708,560		
							2 - Classified Salaries	\$402,500		
							3 - Benefits	\$784,852		
							4 - Books & Supplies	\$37,454		
							5 - Other Services and Operating Expenditures	\$93,000		
						3010 Title I-Basic Grant Low Income Total				\$4,026,366
						3182 ESSA: Comp Support & Improvmt	1 - Certificated Salaries	\$126,559		
							2 - Classified Salaries	\$14,735		
			3 - Benefits	\$34,860						
			3182 ESSA: Comp Support & Improvmt Total				\$176,154			
			9006 Oak Public Ed Fund	4 - Books & Supplies	\$0					
				9006 Oak Public Ed Fund Total				\$0		
			9011 Donations	4 - Books & Supplies	\$0					
				9011 Donations Total				\$0		
			9334 Measure G, Parcel Tax	1 - Certificated Salaries	\$63,065					
				2 - Classified Salaries	\$3,392					
				3 - Benefits	\$11,166					
				4 - Books & Supplies	\$9,981					
				5 - Other Services and Operating Expenditures	\$0					
			9334 Measure G, Parcel Tax Total				\$87,605			
			3215 GEER Learning Loss Mitigation	1 - Certificated Salaries	\$992					
				3 - Benefits	\$41					
			3215 GEER Learning Loss Mitigation Total				\$1,033			
			0006 S&C Carryover	1 - Certificated Salaries	\$70,670					
				2 - Classified Salaries	\$49,742					
				3 - Benefits	\$33,334					
			0006 S&C Carryover Total				\$153,747			
			3225 ESSER III (ASES Summer)	4 - Books & Supplies	\$0					
				5 - Other Services and Operating Expenditures	\$2,405,264					
				7 - Other Outgo	\$25,361					
3225 ESSER III (ASES Summer) Total				\$2,430,625						
937 Summer Programs Total					\$6,878,130					
940 Board Of Education	0000 General Purpose-unrestricted	2 - Classified Salaries	\$439,701							
		3 - Benefits	\$269,527							
		4 - Books & Supplies	\$21,920							
		5 - Other Services and Operating Expenditures	\$974,901							
		0000 General Purpose-unrestricted Total				\$1,706,049				

OUSD Budget Summary - 2022-23 UnAudited Actuals
Data by Fund, Division Type, Site, Resource & Object Classification

Sum of Expenditure	Site Type	Site Code	Resource Code	Classification	Total
01 General Fund	Central Office	940 Board Of Education Total			\$1,706,049
		941 Office Of The Superinte	0000 General Purpose-unrestricted	2 - Classified Salaries	\$561,295
				3 - Benefits	\$215,107
				4 - Books & Supplies	\$7,381
				5 - Other Services and Operating Expenditures	\$100,195
			0000 General Purpose-unrestricted Total		\$883,979
		3213 ESSER III		5 - Other Services and Operating Expenditures	\$18,928
		3213 ESSER III Total			\$18,928
		9011 Donations		4 - Books & Supplies	\$0
		9011 Donations Total			\$0
		0041 AB1840 Final Installment		5 - Other Services and Operating Expenditures	\$37,832
		0041 AB1840 Final Installment Total			\$37,832
		941 Office Of The Superintendent Total			\$940,738
		942 Labor Relations	0000 General Purpose-unrestricted	1 - Certificated Salaries	\$433,858
				2 - Classified Salaries	\$297,588
				3 - Benefits	\$301,345
				4 - Books & Supplies	\$5,461
				5 - Other Services and Operating Expenditures	\$11,637
			0000 General Purpose-unrestricted Total		\$1,049,888
		0050 Employees On Loan		1 - Certificated Salaries	\$231,776
				3 - Benefits	\$103,240
		0050 Employees On Loan Total			\$335,016
		0100 Release Time - Teacher Subs		1 - Certificated Salaries	\$78,519
				3 - Benefits	\$12,231
		0100 Release Time - Teacher Subs Total			\$90,749
		3212 ESSER II		2 - Classified Salaries	\$182,597
				3 - Benefits	\$66,641
		3212 ESSER II Total			\$249,238
		3213 ESSER III		1 - Certificated Salaries	\$6,000
				2 - Classified Salaries	\$116,995
				3 - Benefits	\$69,424
				5 - Other Services and Operating Expenditures	\$0
		3213 ESSER III Total			\$192,420
		942 Labor Relations Total			\$1,917,312
		944 Human Resources Serv	0000 General Purpose-unrestricted	1 - Certificated Salaries	\$705,028
				2 - Classified Salaries	\$2,913,195
				3 - Benefits	\$1,455,286
				4 - Books & Supplies	\$90,829
				5 - Other Services and Operating Expenditures	\$373,822
			0000 General Purpose-unrestricted Total		\$5,538,161
		0004 Central Concentration		5 - Other Services and Operating Expenditures	\$0
		0004 Central Concentration Total			\$0
		0005 Central Supplemental		1 - Certificated Salaries	\$536,769
				2 - Classified Salaries	\$1,115,999
				3 - Benefits	\$658,049
		0005 Central Supplemental Total			\$2,310,817
		3212 ESSER II		2 - Classified Salaries	\$810,463
				3 - Benefits	\$412,042
				5 - Other Services and Operating Expenditures	\$0
		3212 ESSER II Total			\$1,222,506
		3213 ESSER III		1 - Certificated Salaries	\$351,945
				2 - Classified Salaries	\$273,800
				3 - Benefits	\$241,415
				4 - Books & Supplies	\$38,083
				5 - Other Services and Operating Expenditures	\$176,675
		3213 ESSER III Total			\$1,081,917
		4035 Title 2-a Teacher Quality		1 - Certificated Salaries	\$447,682

OUSD Budget Summary - 2022-23 UnAudited Actuals
Data by Fund, Division Type, Site, Resource & Object Classification

Sum of Expenditure	Site Type	Site Code	Resource Code	Classification	Total
01 General Fund	Central Office	944 Human Resources Serv	4035 Title 2-a Teacher Quality	2 - Classified Salaries	\$255,607
				3 - Benefits	\$286,843
				4 - Books & Supplies	\$1,520
				5 - Other Services and Operating Expenditures	(\$2,800)
			4035 Title 2-a Teacher Quality Total		\$988,852
			7311 Classified Prof Development	5 - Other Services and Operating Expenditures	\$116,251
			7311 Classified Prof Development Total		\$116,251
			7810 Other State	1 - Certificated Salaries	\$96,259
				2 - Classified Salaries	\$131,250
				3 - Benefits	\$26,898
				4 - Books & Supplies	\$360,654
				5 - Other Services and Operating Expenditures	\$276,385
				7 - Other Outgo	\$19,424
			7810 Other State Total		\$910,871
			9003 Live Scan Fingerprint	5 - Other Services and Operating Expenditures	\$11,580
			9003 Live Scan Fingerprint Total		\$11,580
			9011 Donations	4 - Books & Supplies	\$0
			9011 Donations Total		\$0
			9037 National CTR BEI	2 - Classified Salaries	\$36,145
				3 - Benefits	\$3,149
				4 - Books & Supplies	\$0
			9037 National CTR BEI Total		\$39,294
			9209 New Tchr Ctr-sidney Frank	1 - Certificated Salaries	\$50,435
				3 - Benefits	\$12,472
			9209 New Tchr Ctr-sidney Frank Total		\$62,907
			9283 Salesforce.org	1 - Certificated Salaries	\$1,000
				2 - Classified Salaries	\$113,292
				3 - Benefits	\$46,617
				4 - Books & Supplies	\$252,305
				5 - Other Services and Operating Expenditures	\$129,264
			9283 Salesforce.org Total		\$542,477
			9291 Silvergiving Fndatn	1 - Certificated Salaries	\$5,120
				3 - Benefits	\$455
				4 - Books & Supplies	\$8,627
				5 - Other Services and Operating Expenditures	\$6,121
			9291 Silvergiving Fndatn Total		\$20,322
			9334 Measure G, Parcel Tax	1 - Certificated Salaries	\$398,352
				2 - Classified Salaries	\$81,411
				3 - Benefits	\$227,573
			9334 Measure G, Parcel Tax Total		\$707,335
			6266 Educator Effectiveness	1 - Certificated Salaries	\$197,376
				2 - Classified Salaries	\$60,675
				3 - Benefits	\$98,815
				4 - Books & Supplies	\$0
				5 - Other Services and Operating Expenditures	\$3,447
			6266 Educator Effectiveness Total		\$360,313
			6271 Teacher Incentive Program	1 - Certificated Salaries	\$60,000
			6271 Teacher Incentive Program Total		\$60,000
			944 Human Resources Services, Supp Total		\$13,973,604
		945 Office Of State Trustee	0040 Unrest AB1840	5 - Other Services and Operating Expenditures	\$182,460
			0040 Unrest AB1840 Total		\$182,460
			945 Office Of State Trustee Total		\$182,460
		946 Legal Counsel	0000 General Purpose-unrestricted	2 - Classified Salaries	\$828,076
				3 - Benefits	\$359,218
				4 - Books & Supplies	\$9,994
				5 - Other Services and Operating Expenditures	\$524,801
			0000 General Purpose-unrestricted Total		\$1,722,089

OUSD Budget Summary - 2022-23 UnAudited Actuals
Data by Fund, Division Type, Site, Resource & Object Classification

Sum of Expenditure	Site Type	Site Code	Resource Code	Classification	Total
01 General Fund	Central Office	946 Legal Counsel	3213 ESSER III	5 - Other Services and Operating Expenditures	\$479,882
			3213 ESSER III Total		\$479,882
		946 Legal Counsel Total			\$2,201,971
		947 Charter Schools Office	0095 Charter School Admin Office	2 - Classified Salaries	\$554,511
				3 - Benefits	\$225,541
				4 - Books & Supplies	\$3,281
				5 - Other Services and Operating Expenditures	\$188,992
			0095 Charter School Admin Office Total		\$972,325
			0039 Charter Leases & Repairs	5 - Other Services and Operating Expenditures	\$29,029
				6 - Capital Outlay	\$0
			0039 Charter Leases & Repairs Total		\$29,029
		947 Charter Schools Office (admin) Total			\$1,001,354
		948 Research Assessment & Data	0000 General Purpose-unrestricted	1 - Certificated Salaries	\$409,310
				2 - Classified Salaries	\$456,083
				3 - Benefits	\$273,712
				4 - Books & Supplies	\$8,570
				5 - Other Services and Operating Expenditures	\$12,879
			0000 General Purpose-unrestricted Total		\$1,160,555
			0005 Central Supplemental	2 - Classified Salaries	\$724,792
				3 - Benefits	\$366,460
			0005 Central Supplemental Total		\$1,091,252
			3213 ESSER III	2 - Classified Salaries	\$59,249
				3 - Benefits	\$35,357
			3213 ESSER III Total		\$94,606
			9011 Donations	4 - Books & Supplies	\$0
			9011 Donations Total		\$0
			9026 SF Fdnt RobertKathryn Ridell	2 - Classified Salaries	\$22,135
				3 - Benefits	\$9,970
			9026 SF Fdnt RobertKathryn Ridell Total		\$32,106
			9040 LEA Medi-Cal Former 5640	2 - Classified Salaries	\$101,647
				3 - Benefits	\$53,463
			9040 LEA Medi-Cal Former 5640 Total		\$155,110
			9315 North Carolina State	4 - Books & Supplies	\$0
			9315 North Carolina State Total		\$0
		948 Research Assessment & Data Total			\$2,533,628
		950 Strategic Resource Plan	0000 General Purpose-unrestricted	2 - Classified Salaries	\$113,103
				3 - Benefits	\$52,561
				4 - Books & Supplies	\$428
				5 - Other Services and Operating Expenditures	\$0
			0000 General Purpose-unrestricted Total		\$166,092
			0005 Central Supplemental	2 - Classified Salaries	\$244,678
				3 - Benefits	\$120,328
			0005 Central Supplemental Total		\$365,006
			3010 Title I-Basic Grant Low Income	2 - Classified Salaries	\$3,265
				3 - Benefits	\$636
				5 - Other Services and Operating Expenditures	\$1,381,811
			3010 Title I-Basic Grant Low Income Total		\$1,385,712
			3155 Fed Consolidated Admin Funds	2 - Classified Salaries	\$1,053,647
				3 - Benefits	\$530,257
				4 - Books & Supplies	\$2,354
				5 - Other Services and Operating Expenditures	(\$1,586,257)
			3155 Fed Consolidated Admin Funds Total		\$0
			3182 ESSA: Comp Support & Improvmt	1 - Certificated Salaries	\$53,220
				2 - Classified Salaries	\$52,135
				3 - Benefits	\$37,881
				5 - Other Services and Operating Expenditures	\$0
			3182 ESSA: Comp Support & Improvmt Total		\$143,236

OUSD Budget Summary - 2022-23 UnAudited Actuals
Data by Fund, Division Type, Site, Resource & Object Classification

Sum of Expenditure	Site Type	Site Code	Resource Code	Classification	Total
01 General Fund	Central Office	950 Strategic Resource Plan	3213 ESSER III	1 - Certificated Salaries	\$1,000
				2 - Classified Salaries	\$231,059
				3 - Benefits	\$127,754
				5 - Other Services and Operating Expenditures	\$0
			3213 ESSER III Total		\$359,813
			4035 Title 2-a Teacher Quality	5 - Other Services and Operating Expenditures	\$164,814
			4035 Title 2-a Teacher Quality Total		\$164,814
			4127 Title 4-Student Support	5 - Other Services and Operating Expenditures	\$16,479
			4127 Title 4-Student Support Total		\$16,479
			4203 Title Iii Lep Student Program	5 - Other Services and Operating Expenditures	\$30,498
			4203 Title Iii Lep Student Program Total		\$30,498
		950 Strategic Resource Planning Total			\$2,631,652
		954 Enq Lanq Lrn/multiling	0000 General Purpose-unrestricted	1 - Certificated Salaries	\$61,886
				2 - Classified Salaries	\$60,272
				3 - Benefits	\$53,520
				4 - Books & Supplies	\$4,975
				5 - Other Services and Operating Expenditures	\$3,768
			0000 General Purpose-unrestricted Total		\$184,421
			0004 Central Concentration	1 - Certificated Salaries	\$3,080
				2 - Classified Salaries	\$2,313
				3 - Benefits	\$1,484
				5 - Other Services and Operating Expenditures	\$0
			0004 Central Concentration Total		\$6,878
			0005 Central Supplemental	1 - Certificated Salaries	\$305,529
				3 - Benefits	\$133,167
			0005 Central Supplemental Total		\$438,696
			3010 Title I-Basic Grant Low Income	2 - Classified Salaries	\$94,019
				3 - Benefits	\$63,109
				5 - Other Services and Operating Expenditures	\$116,094
			3010 Title I-Basic Grant Low Income Total		\$273,221
			3155 Fed Consolidated Admin Funds	2 - Classified Salaries	\$72,497
				3 - Benefits	\$43,597
				5 - Other Services and Operating Expenditures	(\$116,094)
			3155 Fed Consolidated Admin Funds Total		(\$0)
			3213 ESSER III	1 - Certificated Salaries	\$7,000
				3 - Benefits	\$755
			3213 ESSER III Total		\$7,755
			4203 Title Iii Lep Student Program	1 - Certificated Salaries	\$661,270
				3 - Benefits	\$255,136
				4 - Books & Supplies	\$1,202
				5 - Other Services and Operating Expenditures	\$139,921
			4203 Title Iii Lep Student Program Total		\$1,057,528
			5810 Other Federal	2 - Classified Salaries	\$46,931
				3 - Benefits	\$28,223
				4 - Books & Supplies	\$0
				5 - Other Services and Operating Expenditures	\$33,255
				7 - Other Outgo	\$2,905
			5810 Other Federal Total		\$111,315
			7811 Refugee Program Bureau-NC	1 - Certificated Salaries	\$81,742
				2 - Classified Salaries	\$71,231
				3 - Benefits	\$83,084
				4 - Books & Supplies	\$0
				5 - Other Services and Operating Expenditures	\$346,662
			7811 Refugee Program Bureau-NC Total		\$582,718
			7816 CalNEW Grant CDSS	1 - Certificated Salaries	\$251,614
				2 - Classified Salaries	\$257,089
				3 - Benefits	\$215,932

OUSD Budget Summary - 2022-23 UnAudited Actuals
Data by Fund, Division Type, Site, Resource & Object Classification

Sum of Expenditure	Site Type	Site Code	Resource Code	Classification	Total
01 General Fund	Central Office	954 Eng Lang Lnr/multilingu	7816 CalNEW Grant CDSS	4 - Books & Supplies	\$0
				5 - Other Services and Operating Expenditures	\$136,245
			7816 CalNEW Grant CDSS Total		\$860,880
			9011 Donations	4 - Books & Supplies	\$0
				5 - Other Services and Operating Expenditures	\$150
			9011 Donations Total		\$150
			9018 Oppenheimer Family Foundation	4 - Books & Supplies	\$0
			9018 Oppenheimer Family Foundation Total		\$0
			9026 SF Fdnt RobertKathryn Ridell	4 - Books & Supplies	\$347
			9026 SF Fdnt RobertKathryn Ridell Total		\$347
			9027 ELD Instruction Program	1 - Certificated Salaries	\$3,999
				2 - Classified Salaries	\$0
				3 - Benefits	\$699
				4 - Books & Supplies	\$0
				5 - Other Services and Operating Expenditures	\$42,515
			9027 ELD Instruction Program Total		\$47,213
			9067 Walter & Elise Haas Fund	4 - Books & Supplies	\$2,156
				5 - Other Services and Operating Expenditures	\$9,075
			9067 Walter & Elise Haas Fund Total		\$11,232
			9255 AlamCty Unaccomp Immigrt Youth	1 - Certificated Salaries	\$2,002
				2 - Classified Salaries	\$0
				3 - Benefits	\$492
			9255 AlamCty Unaccomp Immigrt Youth Total		\$2,494
			9283 Salesforce.org	1 - Certificated Salaries	\$121,602
				2 - Classified Salaries	\$117,631
				3 - Benefits	\$96,144
				4 - Books & Supplies	\$15,891
				5 - Other Services and Operating Expenditures	\$32,670
			9283 Salesforce.org Total		\$383,938
			9287 Refugee Transitions	1 - Certificated Salaries	\$527
				3 - Benefits	\$130
				4 - Books & Supplies	\$0
				5 - Other Services and Operating Expenditures	\$2,000
			9287 Refugee Transitions Total		\$2,657
			7425 Expanded Learning Opp Prop98	1 - Certificated Salaries	\$101,439
				3 - Benefits	\$21,280
			7425 Expanded Learning Opp Prop98 Total		\$122,719
			7819 Dual Language Immersion	1 - Certificated Salaries	\$37,904
				2 - Classified Salaries	\$5,569
				3 - Benefits	\$12,013
				5 - Other Services and Operating Expenditures	\$38,800
				7 - Other Outgo	\$2,527
			7819 Dual Language Immersion Total		\$96,812
		954 Eng Lang Lnr/multilingual Ach Total			\$4,190,975
		956 Continuous School Imp	0004 Central Concentration	1 - Certificated Salaries	\$9,933
				2 - Classified Salaries	\$21,412
				3 - Benefits	\$10,170
				5 - Other Services and Operating Expenditures	\$0
			0004 Central Concentration Total		\$41,515
			0005 Central Supplemental	1 - Certificated Salaries	\$0
				2 - Classified Salaries	\$209,677
				3 - Benefits	\$60,039
				4 - Books & Supplies	\$6,095
				5 - Other Services and Operating Expenditures	\$0
			0005 Central Supplemental Total		\$275,811
			0040 Unrest AB1840	2 - Classified Salaries	\$123,485
				3 - Benefits	\$54,853

OUSD Budget Summary - 2022-23 UnAudited Actuals
Data by Fund, Division Type, Site, Resource & Object Classification

Sum of Expenditure	Site Type	Site Code	Resource Code	Classification	Total
01 General Fund	Central Office	956 Continuous School Impro	0040 Unrest AB1840 Total		\$178,338
			0041 AB1840 Final Installment	4 - Books & Supplies	\$0
			0041 AB1840 Final Installment Total		\$0
		956 Continuous School Improvement Total			\$495,664
		958 Communications	0000 General Purpose-unrestricted	2 - Classified Salaries	\$577,275
				3 - Benefits	\$284,676
				4 - Books & Supplies	\$588
				5 - Other Services and Operating Expenditures	\$96,083
			0000 General Purpose-unrestricted Total		\$958,623
			0005 Central Supplemental	2 - Classified Salaries	\$129,033
				3 - Benefits	\$59,770
			0005 Central Supplemental Total		\$188,802
			9134 City Of Oakland - Peg Funds	4 - Books & Supplies	\$11,755
			9134 City Of Oakland - Peg Funds Total		\$11,755
		958 Communications Total			\$1,159,180
		959 Indian Education	4510 Indian Education	5 - Other Services and Operating Expenditures	\$34,534
			4510 Indian Education Total		\$34,534
		959 Indian Education Total			\$34,534
		962 Pre-k-5 Network 2	0000 General Purpose-unrestricted	1 - Certificated Salaries	\$74,146
				2 - Classified Salaries	\$61,299
				3 - Benefits	\$48,672
				4 - Books & Supplies	\$4,018
			0000 General Purpose-unrestricted Total		\$188,136
			0005 Central Supplemental	1 - Certificated Salaries	\$111,220
				2 - Classified Salaries	\$81,650
				3 - Benefits	\$57,694
			0005 Central Supplemental Total		\$250,564
		962 Pre-k-5 Network 2 Total			\$438,700
		963 Pre-k-5 Network 3	0000 General Purpose-unrestricted	1 - Certificated Salaries	\$171,413
				2 - Classified Salaries	\$40,887
				3 - Benefits	\$89,907
				4 - Books & Supplies	\$2,697
			0000 General Purpose-unrestricted Total		\$304,903
			0005 Central Supplemental	2 - Classified Salaries	\$139,388
				3 - Benefits	\$51,186
			0005 Central Supplemental Total		\$190,573
		963 Pre-k-5 Network 3 Total			\$495,476
		964 High School Network	0000 General Purpose-unrestricted	1 - Certificated Salaries	\$410,463
				2 - Classified Salaries	\$87,051
				3 - Benefits	\$177,396
				4 - Books & Supplies	\$7,047
				5 - Other Services and Operating Expenditures	\$3,499
			0000 General Purpose-unrestricted Total		\$685,457
			0005 Central Supplemental	1 - Certificated Salaries	\$68,353
				2 - Classified Salaries	\$143,921
				3 - Benefits	\$53,272
				4 - Books & Supplies	\$23,276
			0005 Central Supplemental Total		\$288,821
			0020 Home & Hospital	1 - Certificated Salaries	\$502,860
				3 - Benefits	\$244,093
				4 - Books & Supplies	\$3,424
				5 - Other Services and Operating Expenditures	\$9,914
			0020 Home & Hospital Total		\$760,291
			3010 Title I-Basic Grant Low Income	5 - Other Services and Operating Expenditures	\$0
			3010 Title I-Basic Grant Low Income Total		\$0
			3182 ESSA: Comp Support & Improvmt	1 - Certificated Salaries	\$117,344
				2 - Classified Salaries	\$78,413

OUSD Budget Summary - 2022-23 UnAudited Actuals
Data by Fund, Division Type, Site, Resource & Object Classification

Sum of Expenditure	Site Type	Site Code	Resource Code	Classification	Total
01 General Fund	Central Office	964 High School Network	3182 ESSA: Comp Support & Improvmt	3 - Benefits	\$116,456
				4 - Books & Supplies	\$0
				5 - Other Services and Operating Expenditures	\$0
			3182 ESSA: Comp Support & Improvmt Total		\$312,212
			3213 ESSER III	1 - Certificated Salaries	\$12,000
				3 - Benefits	\$1,304
			3213 ESSER III Total		\$13,304
			4127 Title 4-Student Support	1 - Certificated Salaries	\$94,474
				3 - Benefits	\$27,046
			4127 Title 4-Student Support Total		\$121,519
			6500 Special Education	1 - Certificated Salaries	\$347,458
				3 - Benefits	\$140,735
			6500 Special Education Total		\$488,193
			9011 Donations	4 - Books & Supplies	\$0
			9011 Donations Total		\$0
			9019 Cross-Age Mentoring Program	2 - Classified Salaries	\$29,069
				3 - Benefits	\$24,294
				4 - Books & Supplies	\$0
				5 - Other Services and Operating Expenditures	\$0
			9019 Cross-Age Mentoring Program Total		\$53,363
			9059 Philanthropic Ventures Fndn	4 - Books & Supplies	\$0
			9059 Philanthropic Ventures Fndn Total		\$0
			9180 Measure Y City Of Oakland	4 - Books & Supplies	\$0
			9180 Measure Y City Of Oakland Total		\$0
			9062 ConnectED	1 - Certificated Salaries	\$0
				4 - Books & Supplies	\$0
			9062 ConnectED Total		\$0
		964 High School Network Total			\$2,723,161
		965 Middle School Network	0000 General Purpose-unrestricted	1 - Certificated Salaries	\$186,694
				2 - Classified Salaries	\$54,034
				3 - Benefits	\$103,009
				4 - Books & Supplies	\$6,686
			0000 General Purpose-unrestricted Total		\$350,424
			0005 Central Supplemental	2 - Classified Salaries	\$141,888
				3 - Benefits	\$58,800
			0005 Central Supplemental Total		\$200,688
			3182 ESSA: Comp Support & Improvmt	1 - Certificated Salaries	\$0
				3 - Benefits	\$0
			3182 ESSA: Comp Support & Improvmt Total		\$0
			9011 Donations	4 - Books & Supplies	\$0
			9011 Donations Total		\$0
			9026 SF Fdnt RobertKathryn Ridell	1 - Certificated Salaries	\$120,761
				2 - Classified Salaries	\$49,596
				3 - Benefits	\$66,664
				4 - Books & Supplies	\$0
			9026 SF Fdnt RobertKathryn Ridell Total		\$237,021
			9283 Salesforce.org	1 - Certificated Salaries	\$15,554
				2 - Classified Salaries	\$0
				3 - Benefits	\$3,670
				4 - Books & Supplies	\$35,399
				5 - Other Services and Operating Expenditures	\$95,845
			9283 Salesforce.org Total		\$150,467
			9332 Measure G1 Parcel Tx	2 - Classified Salaries	\$78,512
				3 - Benefits	\$41,007
				4 - Books & Supplies	\$0
				5 - Other Services and Operating Expenditures	\$14,200
			9332 Measure G1 Parcel Tx Total		\$133,719

OUSD Budget Summary - 2022-23 UnAudited Actuals
Data by Fund, Division Type, Site, Resource & Object Classification

Sum of Expenditure	Site Type	Site Code	Resource Code	Classification	Total
01 General Fund	Central Office	965 Middle School Network Total			\$1,072,318
		968 Health Services (nurses)	0000 General Purpose-unrestricted	1 - Certificated Salaries	\$1,647,072
				2 - Classified Salaries	\$811,083
				3 - Benefits	\$1,198,483
				4 - Books & Supplies	\$18,078
				5 - Other Services and Operating Expenditures	\$1,008,325
			0000 General Purpose-unrestricted Total		\$4,683,041
		0005 Central Supplemental		1 - Certificated Salaries	\$424,012
				3 - Benefits	\$138,699
			0005 Central Supplemental Total		\$562,711
		6500 Special Education		1 - Certificated Salaries	\$533,394
				3 - Benefits	\$181,157
				5 - Other Services and Operating Expenditures	\$0
			6500 Special Education Total		\$714,551
		968 Health Services (nurses) Total			\$5,960,302
		975 Special Education	0000 General Purpose-unrestricted	2 - Classified Salaries	(\$4,652)
				3 - Benefits	(\$2,659)
				7 - Other Outgo	\$59,043
			0000 General Purpose-unrestricted Total		\$51,731
		0005 Central Supplemental		1 - Certificated Salaries	\$71,002
				3 - Benefits	\$29,887
			0005 Central Supplemental Total		\$100,889
		3213 ESSER III		1 - Certificated Salaries	\$132,000
				2 - Classified Salaries	\$168,241
				3 - Benefits	\$33,320
			3213 ESSER III Total		\$333,561
		3310 Se-idea Basic Grant PI94-142		2 - Classified Salaries	\$385,766
				3 - Benefits	\$320,215
				7 - Other Outgo	\$185,500
			3310 Se-idea Basic Grant PI94-142 Total		\$891,481
		3311 Se-idea Part B Section 611		5 - Other Services and Operating Expenditures	\$349,262
				7 - Other Outgo	\$9,360
			3311 Se-idea Part B Section 611 Total		\$358,622
		3312 Spec Ed Idea Early Intervening		1 - Certificated Salaries	\$60,413
				3 - Benefits	\$14,547
				5 - Other Services and Operating Expenditures	\$1,446,557
			3312 Spec Ed Idea Early Intervening Total		\$1,521,517
		3315 Se-idea Preschool Non-ris		7 - Other Outgo	\$5,316
			3315 Se-idea Preschool Non-ris Total		\$5,316
		3327 Special Ed:idea Mhap,part B		5 - Other Services and Operating Expenditures	\$401,897
				7 - Other Outgo	\$10,771
			3327 Special Ed:idea Mhap,part B Total		\$412,668
		3345 Se-idea Preschool Staff Develop		1 - Certificated Salaries	\$1,352
				3 - Benefits	\$379
				4 - Books & Supplies	\$0
				7 - Other Outgo	\$46
			3345 Se-idea Preschool Staff Develop Total		\$1,778
		3385 Se-idea Early Intervention Grn		7 - Other Outgo	\$5,361
			3385 Se-idea Early Intervention Grn Total		\$5,361
		3395 Se-alternative Dispute Resoltn		5 - Other Services and Operating Expenditures	\$14,533
				7 - Other Outgo	\$389
			3395 Se-alternative Dispute Resoltn Total		\$14,922
		3410 Transition Partnership Program		2 - Classified Salaries	\$221,657
				3 - Benefits	\$134,446
				7 - Other Outgo	\$10,606
			3410 Transition Partnership Program Total		\$366,709
		6500 Special Education		1 - Certificated Salaries	\$11,370,785

OUSD Budget Summary - 2022-23 UnAudited Actuals
Data by Fund, Division Type, Site, Resource & Object Classification

Sum of Expenditure					
Fund	Site Type	Site Code	Resource Code	Classification	Total
01 General Fund	Central Office	975 Special Education	6500 Special Education	2 - Classified Salaries	\$4,058,512
				3 - Benefits	\$6,840,314
				4 - Books & Supplies	\$172,310
				5 - Other Services and Operating Expenditures	\$21,312,392
				6 - Capital Outlay	\$7,092
				7 - Other Outgo	\$2,954,169
			6500 Special Education Total		\$46,715,574
			6520 Se Project Workability	2 - Classified Salaries	\$99,921
				3 - Benefits	\$59,470
				4 - Books & Supplies	\$0
				7 - Other Outgo	\$8,311
			6520 Se Project Workability Total		\$167,702
			6536 Sp Ed: Dispute Prv & Resl	5 - Other Services and Operating Expenditures	\$467,259
				7 - Other Outgo	\$0
			6536 Sp Ed: Dispute Prv & Resl Total		\$467,259
			6537 Sp Ed: Learning Recovery	4 - Books & Supplies	\$592,574
				5 - Other Services and Operating Expenditures	\$1,826,112
				7 - Other Outgo	\$68,470
			6537 Sp Ed: Learning Recovery Total		\$2,487,156
			6546 Special Ed: Mental Health Serv	1 - Certificated Salaries	\$1,615,702
				2 - Classified Salaries	\$65,782
				3 - Benefits	\$720,154
				5 - Other Services and Operating Expenditures	\$58,284
				7 - Other Outgo	\$65,926
			6546 Special Ed: Mental Health Serv Total		\$2,525,848
			9011 Donations	4 - Books & Supplies	\$0
			9011 Donations Total		\$0
			9040 LEA Medi-Cal Former 5640	5 - Other Services and Operating Expenditures	\$156,510
			9040 LEA Medi-Cal Former 5640 Total		\$156,510
			9059 Philanthropic Ventures Fndn	4 - Books & Supplies	\$337
			9059 Philanthropic Ventures Fndn Total		\$337
			9092 Semp Mental Health	1 - Certificated Salaries	\$998,887
				3 - Benefits	\$540,597
			9092 Semp Mental Health Total		\$1,539,483
			6266 Educator Effectiveness	5 - Other Services and Operating Expenditures	\$0
			6266 Educator Effectiveness Total		\$0
			0006 S&C Carryover	4 - Books & Supplies	\$117,170
				5 - Other Services and Operating Expenditures	\$891,775
			0006 S&C Carryover Total		\$1,008,945
			3305 IDEA Part B Local Ass. entitl	1 - Certificated Salaries	\$1,011,462
				3 - Benefits	\$456,301
				5 - Other Services and Operating Expenditures	\$0
				7 - Other Outgo	\$39,336
			3305 IDEA Part B Local Ass. entitl Total		\$1,507,099
			3308 IDEA Part B Preschool	5 - Other Services and Operating Expenditures	\$125,765
				7 - Other Outgo	\$3,370
			3308 IDEA Part B Preschool Total		\$129,135
			6547 SPED Early Interv Preschool	1 - Certificated Salaries	\$131,618
				3 - Benefits	\$70,663
				4 - Books & Supplies	\$0
				5 - Other Services and Operating Expenditures	\$0
				7 - Other Outgo	\$92,315
			6547 SPED Early Interv Preschool Total		\$294,597
			3307 IDEA Part B Local Ass.Coord	5 - Other Services and Operating Expenditures	\$0
				7 - Other Outgo	\$6,942
			3307 IDEA Part B Local Ass.Coord Total		\$6,942
			3309 IDEA Part B Local Ass.Co Early	5 - Other Services and Operating Expenditures	\$22,194

OUSD Budget Summary - 2022-23 UnAudited Actuals
Data by Fund, Division Type, Site, Resource & Object Classification

Sum of Expenditure	Site Type	Site Code	Resource Code	Classification	Total
01 General Fund	Central Office	975 Special Education	3309 IDEA Part B Local Ass.Co Early	7 - Other Outgo	\$595
			3309 IDEA Part B Local Ass.Co Early Total		\$22,789
			6515 Infant Discretionary	4 - Books & Supplies	\$686
				7 - Other Outgo	\$0
			6515 Infant Discretionary Total		\$686
		975 Special Education Total			\$61,094,617
		986 Technology Services	0000 General Purpose-unrestricted	2 - Classified Salaries	\$2,640,960
				3 - Benefits	\$1,418,821
				4 - Books & Supplies	\$278,250
				5 - Other Services and Operating Expenditures	\$3,575,253
				6 - Capital Outlay	\$115,368
			0000 General Purpose-unrestricted Total		\$8,028,652
			0004 Central Concentration	4 - Books & Supplies	\$348,692
			0004 Central Concentration Total		\$348,692
			0005 Central Supplemental	2 - Classified Salaries	\$73,380
				3 - Benefits	\$22,852
				4 - Books & Supplies	\$0
			0005 Central Supplemental Total		\$96,232
			1100 State Lottery	5 - Other Services and Operating Expenditures	\$1,006,389
			1100 State Lottery Total		\$1,006,389
			3212 ESSER II	2 - Classified Salaries	\$32,957
				3 - Benefits	\$11,863
				4 - Books & Supplies	\$0
				5 - Other Services and Operating Expenditures	\$60,594
			3212 ESSER II Total		\$105,413
			3213 ESSER III	1 - Certificated Salaries	\$327,443
				2 - Classified Salaries	\$271,179
				3 - Benefits	\$190,139
				4 - Books & Supplies	\$1,891,164
				5 - Other Services and Operating Expenditures	\$854,390
			3213 ESSER III Total		\$3,534,315
			9011 Donations	4 - Books & Supplies	\$0
			9011 Donations Total		\$0
			9024 Oak Pub Ed - OaklandUndivided	2 - Classified Salaries	\$68,614
				3 - Benefits	\$27,273
				5 - Other Services and Operating Expenditures	\$0
			9024 Oak Pub Ed - OaklandUndivided Total		\$95,887
			0901 1000Broadway Move	5 - Other Services and Operating Expenditures	\$0
			0901 1000Broadway Move Total		\$0
		986 Technology Services Total			\$13,215,580
		987 Risk Management	0000 General Purpose-unrestricted	2 - Classified Salaries	\$120,639
				3 - Benefits	\$70,879
				4 - Books & Supplies	\$57,752
				5 - Other Services and Operating Expenditures	\$42,581
			0000 General Purpose-unrestricted Total		\$291,851
			5856 DOJ COPS Sch Violence Prev Prg	4 - Books & Supplies	\$20,276
				5 - Other Services and Operating Expenditures	\$0
				6 - Capital Outlay	\$177,438
			5856 DOJ COPS Sch Violence Prev Prg Total		\$197,714
			9011 Donations	4 - Books & Supplies	\$0
			9011 Donations Total		\$0
			0901 1000Broadway Move	4 - Books & Supplies	\$0
				5 - Other Services and Operating Expenditures	\$0
			0901 1000Broadway Move Total		\$0
		987 Risk Management Total			\$489,565
		988 Buildings & Grounds	0000 General Purpose-unrestricted	2 - Classified Salaries	\$700,714
				3 - Benefits	\$470,298

OUSD Budget Summary - 2022-23 UnAudited Actuals
Data by Fund, Division Type, Site, Resource & Object Classification

Sum of Expenditure	Site Type	Site Code	Resource Code	Classification	Total
01 General Fund	Central Office	988 Buildings & Grounds	0000 General Purpose-unrestricted	4 - Books & Supplies	\$397,207
				5 - Other Services and Operating Expenditures	\$341,855
			0000 General Purpose-unrestricted Total		\$1,910,074
			3213 ESSER III	2 - Classified Salaries	\$20,562
				3 - Benefits	\$2,326
				5 - Other Services and Operating Expenditures	\$49,828
				6 - Capital Outlay	\$17,799
			3213 ESSER III Total		\$90,515
			8150 Ongoing & Major Maintenance	2 - Classified Salaries	\$6,926,707
				3 - Benefits	\$4,089,706
				4 - Books & Supplies	\$2,267,354
				5 - Other Services and Operating Expenditures	\$5,458,732
				6 - Capital Outlay	\$146,243
			8150 Ongoing & Major Maintenance Total		\$18,888,741
			9011 Donations	4 - Books & Supplies	\$0
				5 - Other Services and Operating Expenditures	\$12,000
			9011 Donations Total		\$12,000
			0006 S&C Carryover	5 - Other Services and Operating Expenditures	\$0
				6 - Capital Outlay	\$16,000
			0006 S&C Carryover Total		\$16,000
			0041 AB1840 Final Installment	2 - Classified Salaries	\$33,364
				3 - Benefits	\$4,184
				4 - Books & Supplies	\$63,796
				5 - Other Services and Operating Expenditures	\$263,672
			0041 AB1840 Final Installment Total		\$365,016
			0901 1000Broadway Move	5 - Other Services and Operating Expenditures	\$0
			0901 1000Broadway Move Total		\$0
		988 Buildings & Grounds Total			\$21,282,346
		989 Custodial Services	0000 General Purpose-unrestricted	2 - Classified Salaries	\$10,133,866
				3 - Benefits	\$6,282,570
				4 - Books & Supplies	\$823,601
				5 - Other Services and Operating Expenditures	(\$1,539,980)
				6 - Capital Outlay	\$198,458
			0000 General Purpose-unrestricted Total		\$15,898,516
			3212 ESSER II	2 - Classified Salaries	\$288,250
				3 - Benefits	\$187,171
				5 - Other Services and Operating Expenditures	\$11,297
			3212 ESSER II Total		\$486,718
			3213 ESSER III	2 - Classified Salaries	\$1,033,289
				3 - Benefits	\$116,424
				5 - Other Services and Operating Expenditures	\$106,103
			3213 ESSER III Total		\$1,255,815
			8150 Ongoing & Major Maintenance	2 - Classified Salaries	\$1,930,644
				3 - Benefits	\$1,397,707
			8150 Ongoing & Major Maintenance Total		\$3,328,352
			9011 Donations	4 - Books & Supplies	\$0
				5 - Other Services and Operating Expenditures	\$4,900
			9011 Donations Total		\$4,900
			9161 Ac Waste Management Authority	2 - Classified Salaries	\$36,229
				3 - Benefits	\$21,500
				4 - Books & Supplies	\$0
				5 - Other Services and Operating Expenditures	\$28,185
			9161 Ac Waste Management Authority Total		\$85,914
			2600 Expanded Learning Opp Programs	4 - Books & Supplies	\$0
			2600 Expanded Learning Opp Programs Total		\$0
			9157 City Of Livermore	4 - Books & Supplies	\$29,652
				5 - Other Services and Operating Expenditures	\$2,263

OUSD Budget Summary - 2022-23 UnAudited Actuals
Data by Fund, Division Type, Site, Resource & Object Classification

Sum of Expenditure	Site Type	Site Code	Resource Code	Classification	Total
01 General Fund	Central Office	989 Custodial Services	9157 City Of Livermore Total		\$31,915
		989 Custodial Services Total			\$21,092,130
		990 Procurement & Distribution	0000 General Purpose-unrestricted	2 - Classified Salaries	\$480,655
				3 - Benefits	\$287,164
				4 - Books & Supplies	\$20,574
				5 - Other Services and Operating Expenditures	\$11,199
			0000 General Purpose-unrestricted Total		\$799,591
			9123 Rebate Programs	4 - Books & Supplies	\$8,016
				5 - Other Services and Operating Expenditures	\$10,552
			9123 Rebate Programs Total		\$18,569
		990 Procurement & Distribution Total			\$818,159
		991 Food Services	3212 ESSER II	2 - Classified Salaries	\$68
				3 - Benefits	\$8
			3212 ESSER II Total		\$76
			3213 ESSER III	2 - Classified Salaries	\$83,582
				3 - Benefits	\$9,333
			3213 ESSER III Total		\$92,915
			9006 Oak Public Ed Fund	4 - Books & Supplies	\$0
			9006 Oak Public Ed Fund Total		\$0
			9043 Stupski Foundation	4 - Books & Supplies	\$6,186
				5 - Other Services and Operating Expenditures	\$10,542
			9043 Stupski Foundation Total		\$16,729
			3210 ESSER ElemScdrySchlEmgcyRelief	2 - Classified Salaries	\$585,833
				3 - Benefits	\$66,878
			3210 ESSER ElemScdrySchlEmgcyRelief Total		\$652,711
			7028 Kitchen Infrastructure Upgrade	4 - Books & Supplies	\$12,641
				5 - Other Services and Operating Expenditures	\$85,775
				6 - Capital Outlay	\$483,122
			7028 Kitchen Infrastructure Upgrade Total		\$581,538
			7029 Food Service Staff Training	1 - Certificated Salaries	\$2,514
				2 - Classified Salaries	\$4,129
				3 - Benefits	\$1,365
				4 - Books & Supplies	\$53,924
				5 - Other Services and Operating Expenditures	\$49,191
			7029 Food Service Staff Training Total		\$111,125
		991 Food Services Total			\$1,455,093
		992 Warehouse Distribution	0000 General Purpose-unrestricted	2 - Classified Salaries	\$517,397
				3 - Benefits	\$375,593
				4 - Books & Supplies	\$131,287
				5 - Other Services and Operating Expenditures	\$367,157
			0000 General Purpose-unrestricted Total		\$1,391,433
			3212 ESSER II	2 - Classified Salaries	\$53,033
				3 - Benefits	\$29,229
			3212 ESSER II Total		\$82,262
			9011 Donations	4 - Books & Supplies	\$0
			9011 Donations Total		\$0
			0901 1000Broadway Move	4 - Books & Supplies	\$613
				5 - Other Services and Operating Expenditures	\$41,444
				6 - Capital Outlay	\$5,162
			0901 1000Broadway Move Total		\$47,219
		992 Warehouse Distribution Total			\$1,520,915
		995 Transportation	0000 General Purpose-unrestricted	2 - Classified Salaries	\$249,480
				3 - Benefits	\$140,505
			0000 General Purpose-unrestricted Total		\$389,985
			0720 Unrestricted Transportation	2 - Classified Salaries	\$141,745
				3 - Benefits	\$62,335
				4 - Books & Supplies	\$1,064

OUSD Budget Summary - 2022-23 UnAudited Actuals
Data by Fund, Division Type, Site, Resource & Object Classification

Sum of Expenditure	Site Type	Site Code	Resource Code	Classification	Total
01 General Fund	Central Office	995 Transportation	0720 Unrestricted Transportation	5 - Other Services and Operating Expenditures	\$15,747,935
				6 - Capital Outlay	\$31,460
			0720 Unrestricted Transportation Total		\$15,984,539
		995 Transportation Total			\$16,374,523
		996 Budget Plug for Interims	0000 General Purpose-unrestricted	1 - Certificated Salaries	\$0
				3 - Benefits	\$0
			0000 General Purpose-unrestricted Total		\$0
			9334 Measure G, Parcel Tax	1 - Certificated Salaries	\$0
				3 - Benefits	\$0
			9334 Measure G, Parcel Tax Total		\$0
		996 Budget Plug for Interims Total			\$0
		997 Charter Schools Budget	9332 Measure G1 Parcel Tx	7 - Other Outgo	\$3,484,887
			9332 Measure G1 Parcel Tx Total		\$3,484,887
			9333 Measure N	7 - Other Outgo	\$2,414,776
			9333 Measure N Total		\$2,414,776
		997 Charter Schools Budget Total			\$5,899,663
		998 School Contingency Fu	0000 General Purpose-unrestricted	1 - Certificated Salaries	(\$24,442,961)
				2 - Classified Salaries	\$59,307
				3 - Benefits	(\$15,191,450)
			0000 General Purpose-unrestricted Total		(\$39,575,104)
			0004 Central Concentration	1 - Certificated Salaries	\$2,106,145
				3 - Benefits	\$1,955,066
			0004 Central Concentration Total		\$4,061,211
			0005 Central Supplemental	1 - Certificated Salaries	\$2,268,681
				3 - Benefits	\$2,105,945
			0005 Central Supplemental Total		\$4,374,626
			0071 Facilitron Rent	4 - Books & Supplies	\$0
			0071 Facilitron Rent Total		\$0
			1100 State Lottery	1 - Certificated Salaries	\$3,368,184
				3 - Benefits	\$1,430,290
				4 - Books & Supplies	\$0
			1100 State Lottery Total		\$4,798,474
			1400 Prop 30 Education Protect Act	1 - Certificated Salaries	\$18,477,616
				3 - Benefits	\$10,391,197
			1400 Prop 30 Education Protect Act Total		\$28,868,813
			3213 ESSER III	1 - Certificated Salaries	\$237,663
				3 - Benefits	\$22,301
			3213 ESSER III Total		\$259,965
			9334 Measure G, Parcel Tax	1 - Certificated Salaries	\$79,055
				2 - Classified Salaries	\$7,945
				3 - Benefits	\$18,720
				4 - Books & Supplies	\$0
				5 - Other Services and Operating Expenditures	\$84,108
			9334 Measure G, Parcel Tax Total		\$189,828
		998 School Contingency Funds Total			\$2,977,813
		909 Academics and Instruct	0000 General Purpose-unrestricted	1 - Certificated Salaries	\$125,020
				2 - Classified Salaries	\$34,922
				3 - Benefits	\$71,979
			0000 General Purpose-unrestricted Total		\$231,921
			0005 Central Supplemental	1 - Certificated Salaries	\$2,155,987
				2 - Classified Salaries	\$291,143
				3 - Benefits	\$996,774
				4 - Books & Supplies	\$9,035
				5 - Other Services and Operating Expenditures	\$162
			0005 Central Supplemental Total		\$3,453,102
			3213 ESSER III	1 - Certificated Salaries	\$24,000
				2 - Classified Salaries	\$239,747

OUSD Budget Summary - 2022-23 UnAudited Actuals
Data by Fund, Division Type, Site, Resource & Object Classification

Sum of Expenditure	Site Type	Site Code	Resource Code	Classification	Total
01 General Fund	Central Office	909 Academics and Instruct	3213 ESSER III	3 - Benefits	\$108,345
			3213 ESSER III Total		\$372,093
			4035 Title 2-a Teacher Quality	1 - Certificated Salaries	\$57,425
				3 - Benefits	\$30,752
			4035 Title 2-a Teacher Quality Total		\$88,177
			4127 Title 4-Student Support	1 - Certificated Salaries	\$107,172
				3 - Benefits	\$54,587
			4127 Title 4-Student Support Total		\$161,760
			7426 Expanded Learning Opp Para	2 - Classified Salaries	\$31,719
				3 - Benefits	\$12,681
			7426 Expanded Learning Opp Para Total		\$44,400
			9011 Donations	4 - Books & Supplies	\$1,128
			9011 Donations Total		\$1,128
			9017 Bechtel	4 - Books & Supplies	\$0
			9017 Bechtel Total		\$0
			9084 University Of Calif, L A	4 - Books & Supplies	\$1,902
				5 - Other Services and Operating Expenditures	\$191
			9084 University Of Calif, L A Total		\$2,093
			9096 Music - Instruments	1 - Certificated Salaries	\$62,052
				2 - Classified Salaries	\$0
				3 - Benefits	\$14,375
				4 - Books & Supplies	\$7,637
				5 - Other Services and Operating Expenditures	\$1,727
			9096 Music - Instruments Total		\$85,791
			9137 Casel Novo Foundation	1 - Certificated Salaries	\$8,663
				3 - Benefits	\$2,134
				4 - Books & Supplies	\$1,242
				5 - Other Services and Operating Expenditures	\$325
			9137 Casel Novo Foundation Total		\$12,364
			9182 Rodgers Family Foundation	4 - Books & Supplies	\$0
			9182 Rodgers Family Foundation Total		\$0
			9201 Schusterman Family Foundation	1 - Certificated Salaries	\$128,794
				3 - Benefits	\$60,294
				4 - Books & Supplies	\$0
			9201 Schusterman Family Foundation Total		\$189,089
			9209 New Tchr Ctr-sidney Frank	4 - Books & Supplies	\$0
			9209 New Tchr Ctr-sidney Frank Total		\$0
			9212 California Education Partners	5 - Other Services and Operating Expenditures	\$12,102
			9212 California Education Partners Total		\$12,102
			9225 Kaiser Health&wellness W/ebcf	1 - Certificated Salaries	\$0
				2 - Classified Salaries	\$135,640
				3 - Benefits	\$60,044
				5 - Other Services and Operating Expenditures	\$34,000
			9225 Kaiser Health&wellness W/ebcf Total		\$229,684
			9236 Kenneth Rainin Foundation	1 - Certificated Salaries	\$86,752
				2 - Classified Salaries	\$224,657
				3 - Benefits	\$188,617
			9236 Kenneth Rainin Foundation Total		\$500,026
			9272 Mills - Lesson Study Proj	1 - Certificated Salaries	\$313
				3 - Benefits	\$77
				5 - Other Services and Operating Expenditures	\$3,031
			9272 Mills - Lesson Study Proj Total		\$3,421
			9283 Salesforce.org	1 - Certificated Salaries	\$192,259
				3 - Benefits	\$83,991
				4 - Books & Supplies	\$336
				5 - Other Services and Operating Expenditures	\$0
			9283 Salesforce.org Total		\$276,586

OUSD Budget Summary - 2022-23 UnAudited Actuals
Data by Fund, Division Type, Site, Resource & Object Classification

Sum of Expenditure	Site Type	Site Code	Resource Code	Classification	Total
01 General Fund	Central Office	909 Academics and Instruct	9331 Rockefeller Philanthrpy	5 - Other Services and Operating Expenditures	\$201,099
			9331 Rockefeller Philanthrpy Total		\$201,099
			9334 Measure G, Parcel Tax	1 - Certificated Salaries	\$1,767,347
				2 - Classified Salaries	\$17,543
				3 - Benefits	\$753,481
				4 - Books & Supplies	\$494,794
				5 - Other Services and Operating Expenditures	\$322,937
			9334 Measure G, Parcel Tax Total		\$3,356,102
			9342 Golden State Warriors Grant	4 - Books & Supplies	\$2,496
				5 - Other Services and Operating Expenditures	\$26,832
			9342 Golden State Warriors Grant Total		\$29,328
			6266 Educator Effectiveness	1 - Certificated Salaries	\$69,551
				3 - Benefits	\$23,968
			6266 Educator Effectiveness Total		\$93,519
			7425 Expanded Learning Opp Prop98	1 - Certificated Salaries	\$211,978
				2 - Classified Salaries	\$1,153
				3 - Benefits	\$69,329
			7425 Expanded Learning Opp Prop98 Total		\$282,460
			3218 ELO ESSER III St Resv Emrgncy	1 - Certificated Salaries	\$32,445
				3 - Benefits	\$16,630
			3218 ELO ESSER III St Resv Emrgncy Total		\$49,074
		909 Academics and Instruction Total			\$9,675,318
		976 Special Ed Local Plan A	0005 Central Supplemental	1 - Certificated Salaries	\$770,685
				2 - Classified Salaries	\$115,352
				3 - Benefits	\$478,299
			0005 Central Supplemental Total		\$1,364,336
			3310 Se-idea Basic Grant PI94-142	2 - Classified Salaries	\$0
				3 - Benefits	\$0
			3310 Se-idea Basic Grant PI94-142 Total		\$0
			3410 Transition Partnership Program	1 - Certificated Salaries	\$36,240
				3 - Benefits	\$14,000
			3410 Transition Partnership Program Total		\$50,239
			6500 Special Education	1 - Certificated Salaries	\$1,893,991
				2 - Classified Salaries	\$944,764
				3 - Benefits	\$1,291,791
				4 - Books & Supplies	\$580,337
				5 - Other Services and Operating Expenditures	\$10,136,280
				6 - Capital Outlay	\$0
			6500 Special Education Total		\$14,847,163
			6520 Se Project Workability	1 - Certificated Salaries	\$108,719
				3 - Benefits	\$41,999
			6520 Se Project Workability Total		\$150,718
			6536 Sp Ed: Dispute Prv & Resl	1 - Certificated Salaries	\$3,755
				3 - Benefits	\$521
				4 - Books & Supplies	\$34,923
				5 - Other Services and Operating Expenditures	\$152,547
				7 - Other Outgo	\$17,661
			6536 Sp Ed: Dispute Prv & Resl Total		\$209,408
			6537 Sp Ed: Learning Recovery	4 - Books & Supplies	\$3,177
				5 - Other Services and Operating Expenditures	\$132,991
			6537 Sp Ed: Learning Recovery Total		\$136,168
			9040 LEA Medi-Cal Former 5640	2 - Classified Salaries	\$84,039
				3 - Benefits	\$56,275
			9040 LEA Medi-Cal Former 5640 Total		\$140,315
			9092 Semp Mental Health	1 - Certificated Salaries	\$146,758
				3 - Benefits	\$56,190
			9092 Semp Mental Health Total		\$202,948

OUSD Budget Summary - 2022-23 UnAudited Actuals
Data by Fund, Division Type, Site, Resource & Object Classification

Sum of Expenditure	Site Type	Site Code	Resource Code	Classification	Total
01 General Fund	Central Office	976 Special Ed Local Plan A	0006 S&C Carryover	1 - Certificated Salaries	\$0
				2 - Classified Salaries	\$0
				3 - Benefits	\$0
				4 - Books & Supplies	\$0
				5 - Other Services and Operating Expenditures	\$119,192
			0006 S&C Carryover Total		\$119,192
			6547 SPED Early Interv Preschool	1 - Certificated Salaries	\$92,338
				3 - Benefits	\$33,207
			6547 SPED Early Interv Preschool Total		\$125,544
		976 Special Ed Local Plan Area Total			\$17,346,031
		908 ASB Funds	9011 Donations	2 - Classified Salaries	\$3,450
				4 - Books & Supplies	\$50,726
				5 - Other Services and Operating Expenditures	\$13,929
			9011 Donations Total		\$68,104
			8210 Student Activity Funds	4 - Books & Supplies	\$669,162
				5 - Other Services and Operating Expenditures	\$132,760
			8210 Student Activity Funds Total		\$801,922
		908 ASB Funds Total			\$870,026
		999 Districtwide Expenses	0000 General Purpose-unrestricted	2 - Classified Salaries	\$3,607
				3 - Benefits	\$992,356
				5 - Other Services and Operating Expenditures	\$6,201,091
				7 - Other Outgo	\$1,675,431
			0000 General Purpose-unrestricted Total		\$8,872,485
			0004 Central Concentration	4 - Books & Supplies	\$0
			0004 Central Concentration Total		\$0
			0070 Civic Center Rent	2 - Classified Salaries	\$351,910
				3 - Benefits	\$52,282
			0070 Civic Center Rent Total		\$404,193
			3010 Title I-Basic Grant Low Income	7 - Other Outgo	\$537,439
			3010 Title I-Basic Grant Low Income Total		\$537,439
			3182 ESSA: Comp Support & Improvmt	7 - Other Outgo	\$97,700
			3182 ESSA: Comp Support & Improvmt Total		\$97,700
			3212 ESSER II	1 - Certificated Salaries	\$13,665,000
				3 - Benefits	\$1,763,941
				7 - Other Outgo	\$657,709
			3212 ESSER II Total		\$16,086,649
			3213 ESSER III	5 - Other Services and Operating Expenditures	\$7,133,333
				7 - Other Outgo	\$583,284
			3213 ESSER III Total		\$7,716,617
			4035 Title 2-a Teacher Quality	7 - Other Outgo	\$53,072
			4035 Title 2-a Teacher Quality Total		\$53,072
			4127 Title 4-Student Support	7 - Other Outgo	\$30,254
			4127 Title 4-Student Support Total		\$30,254
			4203 Title Iii Lep Student Program	7 - Other Outgo	\$34,555
			4203 Title Iii Lep Student Program Total		\$34,555
			4510 Indian Education	7 - Other Outgo	\$670
			4510 Indian Education Total		\$670
			6387 CTE Incentive Grant	7 - Other Outgo	\$23,676
			6387 CTE Incentive Grant Total		\$23,676
			6388 K12 Strong Workforce Grant	7 - Other Outgo	\$105,372
			6388 K12 Strong Workforce Grant Total		\$105,372
			7810 Other State	7 - Other Outgo	\$4,707
			7810 Other State Total		\$4,707
			7811 Refugee Program Bureau-NC	7 - Other Outgo	\$11,045
			7811 Refugee Program Bureau-NC Total		\$11,045
			9011 Donations	4 - Books & Supplies	\$0
			9011 Donations Total		\$0

OUSD Budget Summary - 2022-23 UnAudited Actuals
Data by Fund, Division Type, Site, Resource & Object Classification

Sum of Expenditure	Site Type	Site Code	Resource Code	Classification	Total
01 General Fund	Central Office	999 Districtwide Expenses	9305 Educate 78 -asp.pri.prg.	4 - Books & Supplies	\$0
			9305 Educate 78 -asp.pri.prg. Total		\$0
			9332 Measure G1 Parcel Tx	5 - Other Services and Operating Expenditures	\$5,019,255
			9332 Measure G1 Parcel Tx Total		\$5,019,255
			9333 Measure N	5 - Other Services and Operating Expenditures	\$197,102
			9333 Measure N Total		\$197,102
			9334 Measure G, Parcel Tax	5 - Other Services and Operating Expenditures	\$355,033
			9334 Measure G, Parcel Tax Total		\$355,033
			3210 ESSER ElemScdrySchlEmgcyRelief	7 - Other Outgo	\$19,483
			3210 ESSER ElemScdrySchlEmgcyRelief Total		\$19,483
			3215 GEER Learning Loss Mitigation	7 - Other Outgo	\$996
			3215 GEER Learning Loss Mitigation Total		\$996
			0007 One-time Addtl Budget	7 - Other Outgo	\$2,900,000
			0007 One-time Addtl Budget Total		\$2,900,000
			0901 1000Broadway Move	4 - Books & Supplies	\$0
				5 - Other Services and Operating Expenditures	\$0
			0901 1000Broadway Move Total		\$0
		999 Districtwide Expenses Total			\$42,470,303
		978 Private Schools Office (3213 ESSER III	4 - Books & Supplies	\$25
			3213 ESSER III Total		\$25
			3210 ESSER ElemScdrySchlEmgcyRelief	4 - Books & Supplies	\$11,484
			3210 ESSER ElemScdrySchlEmgcyRelief Total		\$11,484
			3215 GEER Learning Loss Mitigation	4 - Books & Supplies	\$20
			3215 GEER Learning Loss Mitigation Total		\$20
		978 Private Schools Office (admin) Total			\$11,529
	Central Office Total				\$379,313,465
	Alternative Ed	352 Rudsdale Continuation	0000 General Purpose-unrestricted	1 - Certificated Salaries	\$493,350
				2 - Classified Salaries	\$106,071
				3 - Benefits	\$259,022
				4 - Books & Supplies	\$8,660
				5 - Other Services and Operating Expenditures	\$13,211
			0000 General Purpose-unrestricted Total		\$880,314
			0002 Unrestricted Supplemental	1 - Certificated Salaries	\$85,274
				3 - Benefits	\$42,210
				4 - Books & Supplies	\$23,538
				5 - Other Services and Operating Expenditures	\$14,380
			0002 Unrestricted Supplemental Total		\$165,402
			0004 Central Concentration	1 - Certificated Salaries	\$961,440
				2 - Classified Salaries	\$103,500
				3 - Benefits	\$476,776
			0004 Central Concentration Total		\$1,541,715
			3010 Title I-Basic Grant Low Income	4 - Books & Supplies	\$0
			3010 Title I-Basic Grant Low Income Total		\$0
			3182 ESSA: Comp Support & Improvmt	1 - Certificated Salaries	\$25,060
				3 - Benefits	\$9,570
				4 - Books & Supplies	\$0
				5 - Other Services and Operating Expenditures	\$19,125
			3182 ESSA: Comp Support & Improvmt Total		\$53,755
			3212 ESSER II	5 - Other Services and Operating Expenditures	\$0
			3212 ESSER II Total		\$0
			3213 ESSER III	1 - Certificated Salaries	\$15,000
				3 - Benefits	\$1,450
				5 - Other Services and Operating Expenditures	\$120,000
			3213 ESSER III Total		\$136,450
			3216 ELO Esser II St Reserve	5 - Other Services and Operating Expenditures	\$19,500
			3216 ELO Esser II St Reserve Total		\$19,500
			4124 T Iv 21st Century Com Learning	1 - Certificated Salaries	\$3,927

OUSD Budget Summary - 2022-23 UnAudited Actuals
Data by Fund, Division Type, Site, Resource & Object Classification

Sum of Expenditure Fund	Site Type	Site Code	Resource Code	Classification	Total				
01 General Fund	Alternative Ed	352 Ruidsdale Continuation	4124 T Iv 21st Century Com Learning	2 - Classified Salaries	\$0				
				3 - Benefits	\$968				
				5 - Other Services and Operating Expenditures	\$144,424				
			4124 T Iv 21st Century Com Learning Total		\$149,319				
			4127 Title 4-Student Support	4 - Books & Supplies	\$0				
			4127 Title 4-Student Support Total		\$0				
			9283 Salesforce.org	1 - Certificated Salaries	\$38,426				
				3 - Benefits	\$15,051				
			9283 Salesforce.org Total		\$53,477				
			9333 Measure N	1 - Certificated Salaries	\$18,942				
				2 - Classified Salaries	\$45,001				
				3 - Benefits	\$26,335				
				4 - Books & Supplies	\$0				
				5 - Other Services and Operating Expenditures	\$182,818				
			9333 Measure N Total		\$273,095				
			9334 Measure G, Parcel Tax	5 - Other Services and Operating Expenditures	\$25,000				
			9334 Measure G, Parcel Tax Total		\$25,000				
			6266 Educator Effectiveness	4 - Books & Supplies	\$0				
			6266 Educator Effectiveness Total		\$0				
			7425 Expanded Learning Opp Prop98	1 - Certificated Salaries	\$53,343				
				3 - Benefits	\$18,445				
			7425 Expanded Learning Opp Prop98 Total		\$71,788				
			3218 ELO ESSER III St Resv Emrgncy	1 - Certificated Salaries	\$22,164				
				3 - Benefits	\$4,578				
			3218 ELO ESSER III St Resv Emrgncy Total		\$26,742				
			6332 CCSPP Implementation Grant	2 - Classified Salaries	\$0				
				3 - Benefits	\$0				
				4 - Books & Supplies	\$0				
				5 - Other Services and Operating Expenditures	\$31,500				
			6332 CCSPP Implementation Grant Total		\$31,500				
					352 Ruidsdale Continuation Total	\$3,428,056			
				Alternative Ed Total		\$3,428,056			
				Parochial	705 Bishop O'dowd High Sc	4035 Title 2-a Teacher Quality	5 - Other Services and Operating Expenditures	\$0	
						4035 Title 2-a Teacher Quality Total		\$0	
						705 Bishop O'dowd High School Total			\$0
					709 Cristo Rey DeLaSalle E	3010 Title I-Basic Grant Low Income	5 - Other Services and Operating Expenditures		\$68,498
						3010 Title I-Basic Grant Low Income Total			\$68,498
						4035 Title 2-a Teacher Quality	5 - Other Services and Operating Expenditures		\$9,533
						4035 Title 2-a Teacher Quality Total			\$9,533
						4127 Title 4-Student Support	4 - Books & Supplies		\$0
						4127 Title 4-Student Support Total			\$0
						4203 Title Iii Lep Student Program	5 - Other Services and Operating Expenditures		\$0
						4203 Title Iii Lep Student Program Total			\$0
						3210 ESSER ElemScdrySchlEmgcyRelief	4 - Books & Supplies		\$182
						3210 ESSER ElemScdrySchlEmgcyRelief Total			\$182
						3215 GEER Learning Loss Mitigation	4 - Books & Supplies		\$45
							5 - Other Services and Operating Expenditures		\$32
						3215 GEER Learning Loss Mitigation Total			\$77
						709 Cristo Rey DeLaSalle EastBay Total			\$78,290
					712 Head-royce	4035 Title 2-a Teacher Quality	5 - Other Services and Operating Expenditures		\$0
		4035 Title 2-a Teacher Quality Total				\$0			
	712 Head-royce Total					\$0			
	720 Oakland Hebrew	4035 Title 2-a Teacher Quality	5 - Other Services and Operating Expenditures		\$11,960				
		4035 Title 2-a Teacher Quality Total			\$11,960				
		4127 Title 4-Student Support	5 - Other Services and Operating Expenditures		\$6,860				
		4127 Title 4-Student Support Total			\$6,860				
		3210 ESSER ElemScdrySchlEmgcyRelief	4 - Books & Supplies		\$348				

OUSD Budget Summary - 2022-23 UnAudited Actuals
Data by Fund, Division Type, Site, Resource & Object Classification

Sum of Expenditure Fund	Site Type	Site Code	Resource Code	Classification	Total
01 General Fund	Parochial	720 Oakland Hebrew	3210 ESSER ElemScdrySchlEmgcyRelief Total		\$348
			3215 GEER Learning Loss Mitigation	4 - Books & Supplies	\$25
			3215 GEER Learning Loss Mitigation Total		\$25
		720 Oakland Hebrew Total			\$19,193
		728 St. Anthony	3010 Title I-Basic Grant Low Income	5 - Other Services and Operating Expenditures	\$0
			3010 Title I-Basic Grant Low Income Total		\$0
			4035 Title 2-a Teacher Quality	5 - Other Services and Operating Expenditures	\$0
			4035 Title 2-a Teacher Quality Total		\$0
			4127 Title 4-Student Support	5 - Other Services and Operating Expenditures	\$0
			4127 Title 4-Student Support Total		\$0
			4203 Title Iii Lep Student Program	5 - Other Services and Operating Expenditures	\$0
			4203 Title Iii Lep Student Program Total		\$0
		728 St. Anthony Total			\$0
		731 St. Elizabeth Elementar	3010 Title I-Basic Grant Low Income	5 - Other Services and Operating Expenditures	\$39,232
			3010 Title I-Basic Grant Low Income Total		\$39,232
			4035 Title 2-a Teacher Quality	5 - Other Services and Operating Expenditures	\$0
			4035 Title 2-a Teacher Quality Total		\$0
			4127 Title 4-Student Support	4 - Books & Supplies	\$4,554
				5 - Other Services and Operating Expenditures	\$1,339
			4127 Title 4-Student Support Total		\$5,893
			4203 Title Iii Lep Student Program	5 - Other Services and Operating Expenditures	\$12,842
			4203 Title Iii Lep Student Program Total		\$12,842
			3210 ESSER ElemScdrySchlEmgcyRelief	4 - Books & Supplies	\$20
			3210 ESSER ElemScdrySchlEmgcyRelief Total		\$20
			3215 GEER Learning Loss Mitigation	4 - Books & Supplies	\$33
			3215 GEER Learning Loss Mitigation Total		\$33
		731 St. Elizabeth Elementary Total			\$58,019
		735 St. Leo The Great	3010 Title I-Basic Grant Low Income	5 - Other Services and Operating Expenditures	\$18,692
			3010 Title I-Basic Grant Low Income Total		\$18,692
			4035 Title 2-a Teacher Quality	5 - Other Services and Operating Expenditures	\$18,189
			4035 Title 2-a Teacher Quality Total		\$18,189
			4127 Title 4-Student Support	5 - Other Services and Operating Expenditures	\$9,984
			4127 Title 4-Student Support Total		\$9,984
			4203 Title Iii Lep Student Program	5 - Other Services and Operating Expenditures	\$0
			4203 Title Iii Lep Student Program Total		\$0
			3210 ESSER ElemScdrySchlEmgcyRelief	5 - Other Services and Operating Expenditures	\$17,750
			3210 ESSER ElemScdrySchlEmgcyRelief Total		\$17,750
			3215 GEER Learning Loss Mitigation	5 - Other Services and Operating Expenditures	\$3,184
			3215 GEER Learning Loss Mitigation Total		\$3,184
		735 St. Leo The Great Total			\$67,799
		739 St. Theresa	4035 Title 2-a Teacher Quality	5 - Other Services and Operating Expenditures	\$4,578
			4035 Title 2-a Teacher Quality Total		\$4,578
			4127 Title 4-Student Support	4 - Books & Supplies	\$0
				5 - Other Services and Operating Expenditures	\$0
			4127 Title 4-Student Support Total		\$0
			4203 Title Iii Lep Student Program	4 - Books & Supplies	\$199
				5 - Other Services and Operating Expenditures	\$0
			4203 Title Iii Lep Student Program Total		\$199
		739 St. Theresa Total			\$4,777
		802 Arroyo Viejo	3010 Title I-Basic Grant Low Income	1 - Certificated Salaries	\$82,638
				3 - Benefits	\$48,681
			3010 Title I-Basic Grant Low Income Total		\$131,318
			3213 ESSER III	1 - Certificated Salaries	\$2,000
				3 - Benefits	\$255
			3213 ESSER III Total		\$2,255
		802 Arroyo Viejo Total			\$133,574
		704 Aurora School	4035 Title 2-a Teacher Quality	5 - Other Services and Operating Expenditures	\$4,527

OUSD Budget Summary - 2022-23 UnAudited Actuals
Data by Fund, Division Type, Site, Resource & Object Classification

Sum of Expenditure	Site Type	Site Code	Resource Code	Classification	Total
01 General Fund	Parochial	704 Aurora School	4035 Title 2-a Teacher Quality Total		\$4,527
		704 Aurora School Total			\$4,527
		724 Redwood Day School	4035 Title 2-a Teacher Quality	5 - Other Services and Operating Expenditures	\$4,850
			4035 Title 2-a Teacher Quality Total		\$4,850
			4127 Title 4-Student Support	5 - Other Services and Operating Expenditures	\$0
			4127 Title 4-Student Support Total		\$0
		724 Redwood Day School Total			\$4,850
	Parochial Total				\$371,029
	Child Development	803 Burbank State Prescho	3213 ESSER III	1 - Certificated Salaries	\$1,000
				2 - Classified Salaries	\$91,665
				3 - Benefits	\$10,551
			3213 ESSER III Total		\$103,217
			3310 Se-idea Basic Grant PI94-142	2 - Classified Salaries	\$63,879
				3 - Benefits	\$59,473
			3310 Se-idea Basic Grant PI94-142 Total		\$123,352
			3315 Se-idea Preschool Non-ris	1 - Certificated Salaries	\$123,608
				3 - Benefits	\$74,739
			3315 Se-idea Preschool Non-ris Total		\$198,347
			3385 Se-idea Early Intervention Grn	1 - Certificated Salaries	\$36,762
				2 - Classified Salaries	\$85,872
				3 - Benefits	\$77,416
			3385 Se-idea Early Intervention Grn Total		\$200,050
			6500 Special Education	1 - Certificated Salaries	\$196,371
				2 - Classified Salaries	\$58,884
				3 - Benefits	\$27,573
				4 - Books & Supplies	\$20,554
				5 - Other Services and Operating Expenditures	\$1,602
			6500 Special Education Total		\$304,984
			6547 SPED Early Interv Preschool	1 - Certificated Salaries	\$1,020,792
				2 - Classified Salaries	\$573,685
				3 - Benefits	\$1,076,210
			6547 SPED Early Interv Preschool Total		\$2,670,687
			3307 IDEA Part B Local Ass.Coord	2 - Classified Salaries	\$98,527
				3 - Benefits	\$80,990
			3307 IDEA Part B Local Ass.Coord Total		\$179,517
			6515 Infant Discretionary	4 - Books & Supplies	(\$686)
				5 - Other Services and Operating Expenditures	\$0
			6515 Infant Discretionary Total		(\$686)
		803 Burbank State Preschool			\$3,779,467
		805 Bella Vista Cdc	3010 Title I-Basic Grant Low Income	1 - Certificated Salaries	\$144,928
				3 - Benefits	\$86,175
			3010 Title I-Basic Grant Low Income Total		\$231,103
			3213 ESSER III	1 - Certificated Salaries	\$4,000
				3 - Benefits	\$511
			3213 ESSER III Total		\$4,511
			6500 Special Education	1 - Certificated Salaries	\$29,286
				3 - Benefits	\$11,509
			6500 Special Education Total		\$40,796
		805 Bella Vista Cdc Total			\$276,410
		806 Brookfield Cdc	3010 Title I-Basic Grant Low Income	1 - Certificated Salaries	\$96,504
				3 - Benefits	\$43,876
			3010 Title I-Basic Grant Low Income Total		\$140,380
			3213 ESSER III	1 - Certificated Salaries	\$1,000
				3 - Benefits	\$55
			3213 ESSER III Total		\$1,055
		806 Brookfield Cdc Total			\$141,436
		809 International Cdc	3010 Title I-Basic Grant Low Income	1 - Certificated Salaries	\$220,201

OUSD Budget Summary - 2022-23 UnAudited Actuals
Data by Fund, Division Type, Site, Resource & Object Classification

Sum of Expenditure	Site Type	Site Code	Resource Code	Classification	Total
01 General Fund	Child Development	809 International Cdc	3010 Title I-Basic Grant Low Income	3 - Benefits	\$119,438
			3010 Title I-Basic Grant Low Income Total		\$339,639
			3213 ESSER III	1 - Certificated Salaries	\$4,000
				3 - Benefits	\$449
			3213 ESSER III Total		\$4,449
			6500 Special Education	1 - Certificated Salaries	\$79,518
				3 - Benefits	\$45,152
			6500 Special Education Total		\$124,669
		809 International Cdc Total			\$468,757
		811 Emerson Cdc	3010 Title I-Basic Grant Low Income	1 - Certificated Salaries	\$102,913
				3 - Benefits	\$57,980
			3010 Title I-Basic Grant Low Income Total		\$160,893
			3213 ESSER III	1 - Certificated Salaries	\$2,000
				2 - Classified Salaries	\$3,906
				3 - Benefits	\$652
			3213 ESSER III Total		\$6,558
			3310 Se-idea Basic Grant PI94-142	2 - Classified Salaries	\$42,966
				3 - Benefits	\$51,070
			3310 Se-idea Basic Grant PI94-142 Total		\$94,037
			6500 Special Education	1 - Certificated Salaries	\$56,351
				2 - Classified Salaries	\$0
				3 - Benefits	\$30,887
			6500 Special Education Total		\$87,238
		811 Emerson Cdc Total			\$348,726
		815 Highland Cdc	3010 Title I-Basic Grant Low Income	1 - Certificated Salaries	\$85,464
				3 - Benefits	\$21,111
			3010 Title I-Basic Grant Low Income Total		\$106,575
			3213 ESSER III	1 - Certificated Salaries	\$2,000
				3 - Benefits	\$111
			3213 ESSER III Total		\$2,111
			6500 Special Education	1 - Certificated Salaries	\$44,395
				2 - Classified Salaries	\$15,285
				3 - Benefits	\$46,002
			6500 Special Education Total		\$105,682
		815 Highland Cdc Total			\$214,368
		817 Jefferson Cdc	3010 Title I-Basic Grant Low Income	1 - Certificated Salaries	\$156,840
				3 - Benefits	\$62,116
			3010 Title I-Basic Grant Low Income Total		\$218,956
			3213 ESSER III	1 - Certificated Salaries	\$2,000
				3 - Benefits	\$193
			3213 ESSER III Total		\$2,193
		817 Jefferson Cdc Total			\$221,149
		819 Centro Infantil De La Ra	3010 Title I-Basic Grant Low Income	1 - Certificated Salaries	\$127,669
				3 - Benefits	\$49,587
			3010 Title I-Basic Grant Low Income Total		\$177,256
			3213 ESSER III	1 - Certificated Salaries	\$2,000
				3 - Benefits	\$173
			3213 ESSER III Total		\$2,173
			6500 Special Education	1 - Certificated Salaries	\$34,633
				3 - Benefits	\$21,579
			6500 Special Education Total		\$56,212
		819 Centro Infantil De La Raza Total			\$235,641
		820 Laurel Cdc	3010 Title I-Basic Grant Low Income	1 - Certificated Salaries	\$193,866
				3 - Benefits	\$75,542
			3010 Title I-Basic Grant Low Income Total		\$269,408
			3213 ESSER III	1 - Certificated Salaries	\$3,000
				3 - Benefits	\$249

OUSD Budget Summary - 2022-23 UnAudited Actuals
Data by Fund, Division Type, Site, Resource & Object Classification

Sum of Expenditure	Site Type	Site Code	Resource Code	Classification	Total
01 General Fund	Child Development	820 Laurel Cdc	3213 ESSER III Total		\$3,249
		820 Laurel Cdc Total			\$272,657
		823 Lockwood Cdc	3010 Title I-Basic Grant Low Income	1 - Certificated Salaries	\$221,413
				3 - Benefits	\$93,527
			3010 Title I-Basic Grant Low Income Total		\$314,940
			3213 ESSER III	1 - Certificated Salaries	\$3,000
				3 - Benefits	\$399
			3213 ESSER III Total		\$3,399
			6500 Special Education	1 - Certificated Salaries	\$48,302
				2 - Classified Salaries	\$17,889
				3 - Benefits	\$38,827
			6500 Special Education Total		\$105,018
		823 Lockwood Cdc Total			\$423,357
		824 Yuk Yau Cdc	3010 Title I-Basic Grant Low Income	1 - Certificated Salaries	\$15,560
				3 - Benefits	\$6,919
			3010 Title I-Basic Grant Low Income Total		\$22,478
			3213 ESSER III	1 - Certificated Salaries	\$3,000
				3 - Benefits	\$290
			3213 ESSER III Total		\$3,290
		824 Yuk Yau Cdc Total			\$25,769
		825 Harriet Tubman Cdc	3010 Title I-Basic Grant Low Income	1 - Certificated Salaries	\$136,387
				3 - Benefits	\$63,472
			3010 Title I-Basic Grant Low Income Total		\$199,859
			3213 ESSER III	1 - Certificated Salaries	\$3,000
				3 - Benefits	\$331
			3213 ESSER III Total		\$3,331
			6500 Special Education	1 - Certificated Salaries	\$33,685
				2 - Classified Salaries	\$11,651
				3 - Benefits	\$25,307
			6500 Special Education Total		\$70,643
		825 Harriet Tubman Cdc Total			\$273,833
		827 Lockwood Pre-k	3010 Title I-Basic Grant Low Income	1 - Certificated Salaries	\$58,070
				3 - Benefits	\$48,920
			3010 Title I-Basic Grant Low Income Total		\$106,990
			3213 ESSER III	1 - Certificated Salaries	\$1,000
				3 - Benefits	\$117
			3213 ESSER III Total		\$1,117
		827 Lockwood Pre-k Total			\$108,107
		829 Manzanita Cdc	3010 Title I-Basic Grant Low Income	1 - Certificated Salaries	\$121,061
				3 - Benefits	\$53,901
			3010 Title I-Basic Grant Low Income Total		\$174,962
			3213 ESSER III	1 - Certificated Salaries	\$3,000
				3 - Benefits	\$373
			3213 ESSER III Total		\$3,373
		829 Manzanita Cdc Total			\$178,334
		830 Place @ Prescott St Pre	3010 Title I-Basic Grant Low Income	1 - Certificated Salaries	\$16,213
				3 - Benefits	\$8,454
			3010 Title I-Basic Grant Low Income Total		\$24,668
		830 Place @ Prescott St Presch Cdc Total			\$24,668
		831 United Nations Early Cr	3010 Title I-Basic Grant Low Income	1 - Certificated Salaries	\$232,152
				3 - Benefits	\$83,489
			3010 Title I-Basic Grant Low Income Total		\$315,640
			3213 ESSER III	1 - Certificated Salaries	\$7,000
				3 - Benefits	\$697
			3213 ESSER III Total		\$7,697
			6500 Special Education	1 - Certificated Salaries	\$31,182
				2 - Classified Salaries	\$24,362

OUSD Budget Summary - 2022-23 UnAudited Actuals
Data by Fund, Division Type, Site, Resource & Object Classification

Sum of Expenditure	Site Type	Site Code	Resource Code	Classification	Total
01 General Fund	Child Development	831 United Nations Early Cf	6500 Special Education	3 - Benefits	\$34,947
			6500 Special Education Total		\$90,492
		831 United Nations Early Childhood Total			\$413,830
		838 Stonehurst Cdc	3213 ESSER III	1 - Certificated Salaries	\$3,000
				3 - Benefits	\$331
			3213 ESSER III Total		\$3,331
		838 Stonehurst Cdc Total			\$3,331
		840 Hintil Kuu Ca	3213 ESSER III	1 - Certificated Salaries	\$1,000
				3 - Benefits	\$55
			3213 ESSER III Total		\$1,055
			6500 Special Education	1 - Certificated Salaries	\$64,572
				2 - Classified Salaries	\$3,428
				3 - Benefits	\$27,523
			6500 Special Education Total		\$95,523
		840 Hintil Kuu Ca Total			\$96,578
		862 Fruitvale Pre-kindergart	3010 Title I-Basic Grant Low Income	1 - Certificated Salaries	\$97,782
				3 - Benefits	\$45,914
			3010 Title I-Basic Grant Low Income Total		\$143,695
			3213 ESSER III	1 - Certificated Salaries	\$1,000
				3 - Benefits	\$117
			3213 ESSER III Total		\$1,117
		862 Fruitvale Pre-kindergarten Total			\$144,813
		807 Cox Cdc	3213 ESSER III	1 - Certificated Salaries	\$1,000
				3 - Benefits	\$138
			3213 ESSER III Total		\$1,138
		807 Cox Cdc Total			\$1,138
		808 Garfield State Preschoc	3213 ESSER III	1 - Certificated Salaries	\$1,000
				3 - Benefits	\$55
			3213 ESSER III Total		\$1,055
		808 Garfield State Preschool Cdc Total			\$1,055
		822 MI King, Jr Cdc	3213 ESSER III	1 - Certificated Salaries	\$1,000
				3 - Benefits	\$117
			3213 ESSER III Total		\$1,117
		822 MI King, Jr Cdc Total			\$1,117
		860 Allendale Cdc	6500 Special Education	2 - Classified Salaries	\$7,202
				3 - Benefits	\$10,255
			6500 Special Education Total		\$17,456
		860 Allendale Cdc Total			\$17,456
		861 Woodland Cdc	3213 ESSER III	1 - Certificated Salaries	\$2,000
				3 - Benefits	\$235
			3213 ESSER III Total		\$2,235
			6500 Special Education	1 - Certificated Salaries	\$28,476
				2 - Classified Salaries	\$23,699
				3 - Benefits	\$27,001
			6500 Special Education Total		\$79,177
		861 Woodland Cdc Total			\$81,412
		863 Bridges Academy @ Me	3213 ESSER III	1 - Certificated Salaries	\$1,000
				3 - Benefits	\$138
			3213 ESSER III Total		\$1,138
		863 Bridges Academy @ Melrose Prek Total			\$1,138
		864 Sankofa State Preschoc	3213 ESSER III	1 - Certificated Salaries	\$1,000
				3 - Benefits	\$55
			3213 ESSER III Total		\$1,055
		864 Sankofa State Preschool Cdc Total			\$1,055
		812 Kaiser Early Childhood	0000 General Purpose-unrestricted	4 - Books & Supplies	\$0
			0000 General Purpose-unrestricted Total		\$0
			0002 Unrestricted Supplemental	4 - Books & Supplies	\$0

OUSD Budget Summary - 2022-23 UnAudited Actuals
Data by Fund, Division Type, Site, Resource & Object Classification

Sum of Expenditure							
Fund	Site Type	Site Code	Resource Code	Classification	Total		
01 General Fund	Child Development	812 Kaiser Early Childhood C	0002 Unrestricted Supplemental Total		\$0		
			3010 Title I-Basic Grant Low Income	1 - Certificated Salaries	\$31,706		
				3 - Benefits	\$20,494		
			3010 Title I-Basic Grant Low Income Total		\$52,199		
			6500 Special Education	1 - Certificated Salaries	\$85,005		
				2 - Classified Salaries	\$77,775		
				3 - Benefits	\$92,573		
			6500 Special Education Total		\$255,352		
			6547 SPED Early Interv Preschool	1 - Certificated Salaries	\$88,666		
				3 - Benefits	\$46,356		
	6547 SPED Early Interv Preschool Total		\$135,022				
	812 Kaiser Early Childhood Center Total		\$442,574				
	Child Development Total		\$8,198,175				
	Adult Education	400 Adult Education		3212 ESSER II	2 - Classified Salaries	\$28,732	
					3 - Benefits	\$8,075	
				3212 ESSER II Total		\$36,808	
				3213 ESSER III	1 - Certificated Salaries	\$14,000	
					3 - Benefits	\$1,498	
				3213 ESSER III Total		\$15,498	
	400 Adult Education Total		\$52,305				
Adult Education Total		\$52,305					
11 Adult Education Fund	Central Office	601 General Fund - Restrict	7690 On-Behalf Pension Contribution	3 - Benefits	\$130,145		
			7690 On-Behalf Pension Contribution Total		\$130,145		
			601 General Fund - Restricted Total		\$130,145		
	Central Office Total		\$130,145				
	Adult Education	400 Adult Education		3905 ABE/ESL/CITIZ/VESL/VABE	1 - Certificated Salaries	\$61,713	
					2 - Classified Salaries	\$23,883	
					3 - Benefits	\$48,885	
				3905 ABE/ESL/CITIZ/VESL/VABE Total		\$134,480	
				3913 Title II ASE/GED	1 - Certificated Salaries	\$31,593	
					3 - Benefits	\$11,612	
				3913 Title II ASE/GED Total		\$43,205	
				3926 Adult Basic Ed EL Civics	1 - Certificated Salaries	\$16,998	
					3 - Benefits	\$11,052	
				3926 Adult Basic Ed EL Civics Total		\$28,050	
				6391 Adult Education Program	1 - Certificated Salaries	\$1,490,258	
					2 - Classified Salaries	\$350,229	
					3 - Benefits	\$743,308	
					4 - Books & Supplies	\$49,435	
					5 - Other Services and Operating Expenditures	\$245,621	
					7 - Other Outgo	\$77,153	
6391 Adult Education Program Total				\$2,956,004			
9214 Private Industry Council/projs	1 - Certificated Salaries	\$62,572					
	3 - Benefits	\$25,731					
9214 Private Industry Council/projs Total		\$88,303					
400 Adult Education Total		\$3,250,042					
Adult Education Total		\$3,250,042					
12 Child Development Fund	Central Office	601 General Fund - Restrict	7690 On-Behalf Pension Contribution	3 - Benefits	\$331,975		
			7690 On-Behalf Pension Contribution Total		\$331,975		
			601 General Fund - Restricted Total		\$331,975		
			910 Early Childhood Develo	9011 Donations	2 - Classified Salaries	\$906	
						3 - Benefits	\$151
						4 - Books & Supplies	\$929
			9011 Donations Total		\$1,987		
			9121 Oakland Fund Children & Youth	1 - Certificated Salaries	\$5,691		
				2 - Classified Salaries	\$4,214		
				3 - Benefits	\$2,744		

OUSD Budget Summary - 2022-23 UnAudited Actuals
Data by Fund, Division Type, Site, Resource & Object Classification

Sum of Expenditure						
Fund	Site Type	Site Code	Resource Code	Classification	Total	
12 Child Development Fund	Central Office	910 Early Childhood Develo	9121 Oakland Fund Children & Youth	4 - Books & Supplies	\$10,675	
				7 - Other Outgo	\$625	
			9121 Oakland Fund Children & Youth Total		\$23,948	
				9185 first 5 Alameda County	1 - Certificated Salaries	\$22,815
					2 - Classified Salaries	\$225,386
					3 - Benefits	\$101,446
					4 - Books & Supplies	\$4,215
					5 - Other Services and Operating Expenditures	\$5,000
					7 - Other Outgo	\$9,617
				9185 first 5 Alameda County Total		\$368,479
				5025 Cd Fcc Center-based,fctr,fhud	1 - Certificated Salaries	\$161,591
					2 - Classified Salaries	\$114,006
					3 - Benefits	\$136,822
					4 - Books & Supplies	\$0
					7 - Other Outgo	\$19,404
				5025 Cd Fcc Center-based,fctr,fhud Total		\$431,823
				5058 Child Dev CRRSA One-Time AB82	4 - Books & Supplies	\$0
					5 - Other Services and Operating Expenditures	\$264,000
					7 - Other Outgo	\$7,075
				5058 Child Dev CRRSA One-Time AB82 Total		\$271,075
				5059 American Rescue Plan Act 1X	4 - Books & Supplies	\$174,077
					5 - Other Services and Operating Expenditures	\$142,696
					7 - Other Outgo	\$8,490
				5059 American Rescue Plan Act 1X Total		\$325,263
				6052 Prek Family Literacy Support	4 - Books & Supplies	\$0
					5 - Other Services and Operating Expenditures	\$7,304
					7 - Other Outgo	\$196
				6052 Prek Family Literacy Support Total		\$7,500
				6105 Ece-child Development Programs	1 - Certificated Salaries	\$2,378,836
					2 - Classified Salaries	\$920,957
					3 - Benefits	\$1,346,732
					4 - Books & Supplies	\$191,621
					5 - Other Services and Operating Expenditures	\$1,810,293
					6 - Capital Outlay	\$0
					7 - Other Outgo	\$415,994
				6105 Ece-child Development Programs Total		\$7,064,433
				6127 CCDF Preschool QRIS Grant	2 - Classified Salaries	\$0
		3 - Benefits	\$0			
		7 - Other Outgo	\$0			
	6127 CCDF Preschool QRIS Grant Total		\$0			
	6128 Inclusive Early Educ Exp Prog	1 - Certificated Salaries	\$3,051			
		2 - Classified Salaries	\$3,005			
		3 - Benefits	\$1,767			
		4 - Books & Supplies	\$2,227			
		5 - Other Services and Operating Expenditures	\$99,650			
		6 - Capital Outlay	\$210,580			
		7 - Other Outgo	\$2,940			
	6128 Inclusive Early Educ Exp Prog Total		\$323,220			
	#N/A	1 - Certificated Salaries	\$3,484			
		2 - Classified Salaries	\$96,462			
		3 - Benefits	\$71,538			
		4 - Books & Supplies	\$31,703			
		6 - Capital Outlay	\$274,585			
		7 - Other Outgo	\$850			
	#N/A Total		\$478,622			
	5163 Child Dev ARPA Funded Stipends	4 - Books & Supplies	\$0			
		5 - Other Services and Operating Expenditures	\$0			

OUSD Budget Summary - 2022-23 UnAudited Actuals
Data by Fund, Division Type, Site, Resource & Object Classification

Sum of Expenditure Fund	Site Type	Site Code	Resource Code	Classification	Total			
12 Child Development Fund	Central Office	910 Early Childhood Development	5163 Child Dev ARPA Funded Stipends	7 - Other Outgo	\$0			
			5163 Child Dev ARPA Funded Stipends Total				\$0	
			6053 Universal PreK Planning	2 - Classified Salaries	\$381,508			
				3 - Benefits	\$283,095			
				7 - Other Outgo	\$17,811			
			6053 Universal PreK Planning Total				\$682,414	
			910 Early Childhood Development Total					\$9,978,764
			976 Special Ed Local Plan Area	6105 Ece-child Development Programs	1 - Certificated Salaries	\$0		
			6105 Ece-child Development Programs Total				\$0	
			976 Special Ed Local Plan Area Total					\$0
			Central Office Total					\$10,310,739
			Parochial	802 Arroyo Viejo	6105 Ece-child Development Programs	1 - Certificated Salaries	\$130,897	
						2 - Classified Salaries	\$163,192	
						3 - Benefits	\$235,378	
	6105 Ece-child Development Programs Total				\$529,467			
	802 Arroyo Viejo Total					\$529,467		
	Parochial Total					\$529,467		
	Child Development	803 Burbank State Preschool	6105 Ece-child Development Programs	1 - Certificated Salaries	\$0			
			6105 Ece-child Development Programs Total				\$0	
			6128 Inclusive Early Educ Exp Prog	6 - Capital Outlay	\$64,628			
		6128 Inclusive Early Educ Exp Prog Total				\$64,628		
		803 Burbank State Preschool Cdc Total					\$64,628	
		805 Bella Vista Cdc	6105 Ece-child Development Programs	1 - Certificated Salaries	\$135,481			
				2 - Classified Salaries	\$140,479			
				3 - Benefits	\$236,151			
		6105 Ece-child Development Programs Total				\$512,111		
		805 Bella Vista Cdc Total					\$512,111	
		806 Brookfield Cdc	6105 Ece-child Development Programs	2 - Classified Salaries	\$30,151			
				3 - Benefits	\$39,270			
			6105 Ece-child Development Programs Total				\$69,421	
		806 Brookfield Cdc Total					\$69,421	
		809 International Cdc	6105 Ece-child Development Programs	2 - Classified Salaries	\$133,272			
				3 - Benefits	\$147,507			
			6105 Ece-child Development Programs Total				\$280,778	
		809 International Cdc Total					\$280,778	
		811 Emerson Cdc	5025 Cd Fcc Center-based,fctr,fhud	1 - Certificated Salaries	\$32,929			
				3 - Benefits	\$12,800			
			5025 Cd Fcc Center-based,fctr,fhud Total				\$45,729	
		6105 Ece-child Development Programs	6105 Ece-child Development Programs	1 - Certificated Salaries	\$59,550			
				2 - Classified Salaries	\$109,529			
				3 - Benefits	\$99,687			
		6105 Ece-child Development Programs Total				\$268,765		
		811 Emerson Cdc Total					\$314,495	
		815 Highland Cdc	6105 Ece-child Development Programs	1 - Certificated Salaries	\$96,434			
			2 - Classified Salaries	\$131,720				
			3 - Benefits	\$198,831				
	6105 Ece-child Development Programs Total				\$426,985			
815 Highland Cdc Total					\$426,985			
817 Jefferson Cdc	6105 Ece-child Development Programs	1 - Certificated Salaries	\$52,715					
		2 - Classified Salaries	\$116,435					
		3 - Benefits	\$103,120					
6105 Ece-child Development Programs Total				\$272,270				
817 Jefferson Cdc Total					\$272,270			
819 Centro Infantil De La R	6105 Ece-child Development Programs	1 - Certificated Salaries	\$59,230					
		2 - Classified Salaries	\$169,088					
		3 - Benefits	\$178,530					
6105 Ece-child Development Programs Total				\$406,848				

OUSD Budget Summary - 2022-23 UnAudited Actuals
Data by Fund, Division Type, Site, Resource & Object Classification

Sum of Expenditure Fund	Site Type	Site Code	Resource Code	Classification	Total	
12 Child Development Fund	Child Development	819 Centro Infantil De La Raza	6128 Inclusive Early Educ Exp Prog	6 - Capital Outlay	\$123,226	
		6128 Inclusive Early Educ Exp Prog Total				\$123,226
		819 Centro Infantil De La Raza Total				\$530,073
		820 Laurel Cdc	5025 Cd Fcc Center-based,fctr,fhud	1 - Certificated Salaries	\$37,471	
				3 - Benefits	\$19,230	
		5025 Cd Fcc Center-based,fctr,fhud Total				\$56,702
				6105 Ece-child Development Programs	1 - Certificated Salaries	\$44,121
					2 - Classified Salaries	\$174,726
					3 - Benefits	\$193,727
		6105 Ece-child Development Programs Total				\$412,574
		820 Laurel Cdc Total				\$469,275
		823 Lockwood Cdc	5025 Cd Fcc Center-based,fctr,fhud	1 - Certificated Salaries	\$28,871	
				3 - Benefits	\$10,093	
		5025 Cd Fcc Center-based,fctr,fhud Total				\$38,965
				6105 Ece-child Development Programs	2 - Classified Salaries	\$110,559
					3 - Benefits	\$74,207
		6105 Ece-child Development Programs Total				\$184,767
		823 Lockwood Cdc Total				\$223,731
		824 Yuk Yau Cdc	5025 Cd Fcc Center-based,fctr,fhud	1 - Certificated Salaries	\$27,008	
				3 - Benefits	\$11,067	
		5025 Cd Fcc Center-based,fctr,fhud Total				\$38,075
				6105 Ece-child Development Programs	1 - Certificated Salaries	\$238,510
					2 - Classified Salaries	\$206,577
					3 - Benefits	\$331,609
		6105 Ece-child Development Programs Total				\$776,696
		824 Yuk Yau Cdc Total				\$814,771
		825 Harriet Tubman Cdc	5025 Cd Fcc Center-based,fctr,fhud	1 - Certificated Salaries	\$48,135	
				3 - Benefits	\$20,303	
		5025 Cd Fcc Center-based,fctr,fhud Total				\$68,438
				6105 Ece-child Development Programs	1 - Certificated Salaries	\$54,747
					2 - Classified Salaries	\$125,315
					3 - Benefits	\$135,230
		6105 Ece-child Development Programs Total				\$315,292
				6128 Inclusive Early Educ Exp Prog	6 - Capital Outlay	\$81,931
		6128 Inclusive Early Educ Exp Prog Total				\$81,931
		825 Harriet Tubman Cdc Total				\$465,661
		827 Lockwood Pre-k	6105 Ece-child Development Programs	2 - Classified Salaries	\$32,522	
				3 - Benefits	\$31,882	
		6105 Ece-child Development Programs Total				\$64,404
		827 Lockwood Pre-k Total				\$64,404
		829 Manzanita Cdc	5025 Cd Fcc Center-based,fctr,fhud	1 - Certificated Salaries	\$37,608	
				3 - Benefits	\$26,110	
		5025 Cd Fcc Center-based,fctr,fhud Total				\$63,717
				6105 Ece-child Development Programs	1 - Certificated Salaries	\$190,205
					2 - Classified Salaries	\$138,104
					3 - Benefits	\$237,631
		6105 Ece-child Development Programs Total				\$565,941
829 Manzanita Cdc Total				\$629,658		
830 Place @ Prescott St Presch	6105 Ece-child Development Programs	2 - Classified Salaries	\$9,447			
		3 - Benefits	\$10,100			
6105 Ece-child Development Programs Total				\$19,546		
830 Place @ Prescott St Presch Cdc Total				\$19,546		
831 United Nations Early Childhood	6105 Ece-child Development Programs	1 - Certificated Salaries	\$312,935			
		2 - Classified Salaries	\$422,458			
		3 - Benefits	\$554,371			
6105 Ece-child Development Programs Total				\$1,289,764		
831 United Nations Early Childhood Total				\$1,289,764		

OUSD Budget Summary - 2022-23 UnAudited Actuals
Data by Fund, Division Type, Site, Resource & Object Classification

Sum of Expenditure						
Fund	Site Type	Site Code	Resource Code	Classification	Total	
12 Child Development Fund	Child Development	838 Stonehurst Cdc	9011 Donations	4 - Books & Supplies	\$0	
			9011 Donations Total		\$0	
			6105 Ece-child Development Programs	1 - Certificated Salaries	\$203,726	
				2 - Classified Salaries	\$174,810	
				3 - Benefits	\$217,919	
			6105 Ece-child Development Programs Total		\$596,455	
			838 Stonehurst Cdc Total		\$596,455	
			840 Hintil Kuu Ca	6105 Ece-child Development Programs	1 - Certificated Salaries	\$63,251
				2 - Classified Salaries	\$58,962	
				3 - Benefits	\$74,542	
			6105 Ece-child Development Programs Total		\$196,755	
			840 Hintil Kuu Ca Total		\$196,755	
			862 Fruitvale Pre-kindergart	6105 Ece-child Development Programs	2 - Classified Salaries	\$29,363
				3 - Benefits	\$27,479	
			6105 Ece-child Development Programs Total		\$56,842	
			862 Fruitvale Pre-kindergarten Total		\$56,842	
			807 Cox Cdc	6105 Ece-child Development Programs	1 - Certificated Salaries	\$83,714
				2 - Classified Salaries	\$65,902	
				3 - Benefits	\$85,520	
			6105 Ece-child Development Programs Total		\$235,136	
			807 Cox Cdc Total		\$235,136	
			808 Garfield State Preschoc	6105 Ece-child Development Programs	1 - Certificated Salaries	\$71,966
				2 - Classified Salaries	\$26,000	
				3 - Benefits	\$64,843	
			6105 Ece-child Development Programs Total		\$162,809	
			808 Garfield State Preschool Cdc Total		\$162,809	
			816 Howard Cdc	6105 Ece-child Development Programs	1 - Certificated Salaries	\$9,891
				2 - Classified Salaries	\$51,618	
				3 - Benefits	\$35,696	
			6105 Ece-child Development Programs Total		\$97,206	
			816 Howard Cdc Total		\$97,206	
			822 MI King, Jr Cdc	6105 Ece-child Development Programs	1 - Certificated Salaries	\$75,797
				2 - Classified Salaries	\$31,800	
				3 - Benefits	\$76,827	
			6105 Ece-child Development Programs Total		\$184,424	
			822 MI King, Jr Cdc Total		\$184,424	
			860 Allendale Cdc	6105 Ece-child Development Programs	2 - Classified Salaries	\$3,427
				3 - Benefits	\$686	
			6105 Ece-child Development Programs Total		\$4,112	
			860 Allendale Cdc Total		\$4,112	
			861 Woodland Cdc	6105 Ece-child Development Programs	1 - Certificated Salaries	\$122,555
				2 - Classified Salaries	\$99,175	
				3 - Benefits	\$155,857	
			6105 Ece-child Development Programs Total		\$377,588	
			861 Woodland Cdc Total		\$377,588	
			863 Bridges Academy @ Me	6105 Ece-child Development Programs	1 - Certificated Salaries	\$97,782
				2 - Classified Salaries	\$0	
		3 - Benefits	\$34,564			
	6105 Ece-child Development Programs Total		\$132,346			
	863 Bridges Academy @ Melrose Prek Total		\$132,346			
	864 Sankofa State Preschoc	6105 Ece-child Development Programs	1 - Certificated Salaries	\$39,991		
		2 - Classified Salaries	\$40,179			
		3 - Benefits	\$59,459			
	6105 Ece-child Development Programs Total		\$139,629			
	864 Sankofa State Preschool Cdc Total		\$139,629			
	812 Kaiser Early Childhood	6105 Ece-child Development Programs	1 - Certificated Salaries	\$135,822		
		2 - Classified Salaries	\$89,812			

OUSD Budget Summary - 2022-23 UnAudited Actuals
Data by Fund, Division Type, Site, Resource & Object Classification

Sum of Expenditure							
Fund	Site Type	Site Code	Resource Code	Classification	Total		
12 Child Development Fund	Child Development	812 Kaiser Early Childhood	6105 Ece-child Development Programs	3 - Benefits	\$112,917		
			6105 Ece-child Development Programs Total				\$338,550
			#N/A	6 - Capital Outlay	\$2,038		
			#N/A Total		\$2,038		
		812 Kaiser Early Childhood Center Total				\$340,588	
Child Development Total					\$8,971,463		
13 Cafeteria Fund	Central Office	991 Food Services	7690 On-Behalf Pension Contribution	3 - Benefits	\$24,732		
			7690 On-Behalf Pension Contribution Total				\$24,732
			7813 CDFA Farm to School Innovation	5 - Other Services and Operating Expenditures	\$125,068		
				7 - Other Outgo	\$3,264		
			7813 CDFA Farm to School Innovation Total				\$128,333
			9011 Donations	4 - Books & Supplies	\$0		
				5 - Other Services and Operating Expenditures	\$0		
			9011 Donations Total				\$0
			9295 Share Our Strength	5 - Other Services and Operating Expenditures	\$90,884		
			9295 Share Our Strength Total				\$90,884
			5310 Child Nutrition School Program	2 - Classified Salaries	\$7,240,070		
				3 - Benefits	\$4,699,406		
				4 - Books & Supplies	\$10,021,066		
				5 - Other Services and Operating Expenditures	(\$5,977,545)		
				6 - Capital Outlay	\$2,668		
				7 - Other Outgo	\$183,423		
			5310 Child Nutrition School Program Total				\$16,169,088
			5320 Child Nutrition Ccfp Claims	5 - Other Services and Operating Expenditures	\$5,162,417		
				7 - Other Outgo	\$132,169		
			5320 Child Nutrition Ccfp Claims Total				\$5,294,586
			5465 Covid ER Emergency Cost Reimb	4 - Books & Supplies	\$492		
			5465 Covid ER Emergency Cost Reimb Total				\$492
			#N/A	4 - Books & Supplies	\$804,627		
			#N/A Total				\$804,627
			7028 Kitchen Infrastructure Upgrade	6 - Capital Outlay	\$0		
			7028 Kitchen Infrastructure Upgrade Total				\$0
			7029 Food Service Staff Training	2 - Classified Salaries	\$0		
		3 - Benefits	\$0				
	7029 Food Service Staff Training Total				\$0		
991 Food Services Total					\$22,512,741		
Central Office Total					\$22,512,741		
14 Deferred Maint Fund	Elementary School	103 Brookfield	9914 Deferred Maintenance Fund	6 - Capital Outlay	\$292,472		
			9914 Deferred Maintenance Fund Total				\$292,472
		103 Brookfield Total					\$292,472
		136 Horace Mann	9914 Deferred Maintenance Fund	6 - Capital Outlay	\$293,631		
			9914 Deferred Maintenance Fund Total				\$293,631
		136 Horace Mann Total					\$293,631
		146 Piedmont Avenue	9914 Deferred Maintenance Fund	6 - Capital Outlay	\$2,400		
			9914 Deferred Maintenance Fund Total				\$2,400
		146 Piedmont Avenue Total					\$2,400
		160 Lockwood Steam Academy	9914 Deferred Maintenance Fund	6 - Capital Outlay	\$573,976		
			9914 Deferred Maintenance Fund Total				\$573,976
		160 Lockwood Steam Academy Total					\$573,976
		175 Manzanita Seed	9914 Deferred Maintenance Fund	6 - Capital Outlay	\$58,500		
			9914 Deferred Maintenance Fund Total				\$58,500
		175 Manzanita Seed Total					\$58,500
		168 Carl B. Munck Elementary	9914 Deferred Maintenance Fund	6 - Capital Outlay	\$347,917		
			9914 Deferred Maintenance Fund Total				\$347,917
		168 Carl B. Munck Elementary Total					\$347,917
		Elementary School Total					\$1,568,896
Middle School	206 Bret Harte Middle	9914 Deferred Maintenance Fund	6 - Capital Outlay	\$275,000			

OUSD Budget Summary - 2022-23 UnAudited Actuals
Data by Fund, Division Type, Site, Resource & Object Classification

Sum of Expenditure Fund	Site Type	Site Code	Resource Code	Classification	Total
14 Deferred Maint Fund	Middle School	206 Bret Harte Middle	9914 Deferred Maintenance Fund Total		\$275,000
		206 Bret Harte Middle Total			\$275,000
		210 Edna Brewer Middle	9914 Deferred Maintenance Fund	6 - Capital Outlay	\$45,500
			9914 Deferred Maintenance Fund Total		\$45,500
		210 Edna Brewer Middle Total			\$45,500
		232 Coliseum College Prep	9914 Deferred Maintenance Fund	6 - Capital Outlay	\$332,560
			9914 Deferred Maintenance Fund Total		\$332,560
		232 Coliseum College Prep Academy Total			\$332,560
		Middle School Total			\$653,060
		High School	301 Castlemont High School	9914 Deferred Maintenance Fund	6 - Capital Outlay
			9914 Deferred Maintenance Fund Total		\$692,855
	301 Castlemont High School Total				\$692,855
	304 Oakland High School		9914 Deferred Maintenance Fund	6 - Capital Outlay	\$131,070
			9914 Deferred Maintenance Fund Total		\$131,070
	304 Oakland High School Total				\$131,070
	306 Skyline High School		9914 Deferred Maintenance Fund	6 - Capital Outlay	\$553,779
			9914 Deferred Maintenance Fund Total		\$553,779
	306 Skyline High School Total				\$553,779
	313 Street Academy		9914 Deferred Maintenance Fund	6 - Capital Outlay	\$142,000
			9914 Deferred Maintenance Fund Total		\$142,000
	313 Street Academy Total				\$142,000
	High School Total			\$1,519,704	
	Central Office	975 Special Education	9914 Deferred Maintenance Fund	6 - Capital Outlay	\$236,383
			9914 Deferred Maintenance Fund Total		\$236,383
		975 Special Education Total			\$236,383
		988 Buildings & Grounds	9914 Deferred Maintenance Fund	6 - Capital Outlay	\$0
		9914 Deferred Maintenance Fund Total		\$0	
	988 Buildings & Grounds Total			\$0	
	Central Office Total			\$236,383	
	Child Development	803 Burbank State Preschool	9914 Deferred Maintenance Fund	6 - Capital Outlay	\$2,158
			9914 Deferred Maintenance Fund Total		\$2,158
	803 Burbank State Preschool Cdc Total			\$2,158	
Child Development Total			\$2,158		
21 Building Fund	Elementary School	105 Burckhalter	9650 Measure J Gn Oblg Series 2019a	6 - Capital Outlay	\$155,850
			9650 Measure J Gn Oblg Series 2019a Total		\$155,850
		105 Burckhalter Total			\$155,850
		107 East Oakland Pride	9350 Measure J Gnrl Oblgtn Bd	6 - Capital Outlay	\$525,494
			9350 Measure J Gnrl Oblgtn Bd Total		\$525,494
			9399 Series 2009b Build America Bnd	2 - Classified Salaries	\$182
				3 - Benefits	\$21
				6 - Capital Outlay	\$569,524
			9399 Series 2009b Build America Bnd Total		\$569,726
			9599 Measure B Series 2012a	6 - Capital Outlay	\$127,592
		9599 Measure B Series 2012a Total		\$127,592	
		9655 Measure Y Series 2021A NonTax	6 - Capital Outlay	\$936	
		9655 Measure Y Series 2021A NonTax Total		\$936	
		9799 G.o. Bonds Series 2016a	6 - Capital Outlay	\$107,486	
		9799 G.o. Bonds Series 2016a Total		\$107,486	
	107 East Oakland Pride Total			\$1,331,235	
	114 Global Family School	9450 Measure J Gn Oblg Series 2015a	4 - Books & Supplies	\$2,431	
			6 - Capital Outlay	\$169,893	
			9450 Measure J Gn Oblg Series 2015a Total	\$172,325	
		114 Global Family School Total		\$172,325	
118 Garfield		9655 Measure Y Series 2021A NonTax	6 - Capital Outlay	\$57,839	
		9655 Measure Y Series 2021A NonTax Total		\$57,839	
118 Garfield Total			\$57,839		
119 Glenview	9650 Measure J Gn Oblg Series 2019a	6 - Capital Outlay	\$63,025		

OUSD Budget Summary - 2022-23 UnAudited Actuals
Data by Fund, Division Type, Site, Resource & Object Classification

Sum of Expenditure	Site Type	Site Code	Resource Code	Classification	Total
Fund					
21 Building Fund	Elementary School	119 Glenview	9650 Measure J Gn Oblg Series 2019a Total		\$63,025
		119 Glenview Total			\$63,025
		121 La Escuelita	9450 Measure J Gn Oblg Series 2015a	6 - Capital Outlay	\$24,197
			9450 Measure J Gn Oblg Series 2015a Total		\$24,197
			9799 G.o. Bonds Series 2016a	6 - Capital Outlay	\$17,273
			9799 G.o. Bonds Series 2016a Total		\$17,273
		121 La Escuelita Total			\$41,470
		125 New Highland Academy	9655 Measure Y Series 2021A NonTax	6 - Capital Outlay	\$6,545
			9655 Measure Y Series 2021A NonTax Total		\$6,545
		125 New Highland Academy Total			\$6,545
		136 Horace Mann	9655 Measure Y Series 2021A NonTax	6 - Capital Outlay	\$319
			9655 Measure Y Series 2021A NonTax Total		\$319
		136 Horace Mann Total			\$319
		138 Markham	9650 Measure J Gn Oblg Series 2019a	6 - Capital Outlay	\$16,245
			9650 Measure J Gn Oblg Series 2019a Total		\$16,245
		138 Markham Total			\$16,245
		154 Madison Lower	9350 Measure J Gnrl Oblgtn Bd	6 - Capital Outlay	\$322,172
			9350 Measure J Gnrl Oblgtn Bd Total		\$322,172
		154 Madison Lower Total			\$322,172
		165 Acorn Woodland K-5	9655 Measure Y Series 2021A NonTax	6 - Capital Outlay	\$6,592
			9655 Measure Y Series 2021A NonTax Total		\$6,592
		165 Acorn Woodland K-5 Total			\$6,592
		170 Hoover	9655 Measure Y Series 2021A NonTax	6 - Capital Outlay	\$5,013
			9655 Measure Y Series 2021A NonTax Total		\$5,013
		170 Hoover Total			\$5,013
		177 Esperanza Academy	9655 Measure Y Series 2021A NonTax	6 - Capital Outlay	\$269
			9655 Measure Y Series 2021A NonTax Total		\$269
		177 Esperanza Academy Total			\$269
		178 Bridges Academy @ Me	9655 Measure Y Series 2021A NonTax	6 - Capital Outlay	\$5,400
			9655 Measure Y Series 2021A NonTax Total		\$5,400
		178 Bridges Academy @ Melrose Total			\$5,400
		182 Martin Luther King Jr. K	9399 Series 2009b Build America Bnd	6 - Capital Outlay	\$603,642
			9399 Series 2009b Build America Bnd Total		\$603,642
			9599 Measure B Series 2012a	6 - Capital Outlay	\$16,432
			9599 Measure B Series 2012a Total		\$16,432
			9655 Measure Y Series 2021A NonTax	6 - Capital Outlay	\$7,336
			9655 Measure Y Series 2021A NonTax Total		\$7,336
		182 Martin Luther King Jr. K-3 Total			\$627,411
		169 Oakland Academy of Kr	9450 Measure J Gn Oblg Series 2015a	6 - Capital Outlay	\$128,384
			9450 Measure J Gn Oblg Series 2015a Total		\$128,384
			9655 Measure Y Series 2021A NonTax	6 - Capital Outlay	\$269
			9655 Measure Y Series 2021A NonTax Total		\$269
		169 Oakland Academy of Knowledge Total			\$128,654
		184 Foster	9350 Measure J Gnrl Oblgtn Bd	6 - Capital Outlay	\$280
			9350 Measure J Gnrl Oblgtn Bd Total		\$280
			9650 Measure J Gn Oblg Series 2019a	6 - Capital Outlay	\$23,285
			9650 Measure J Gn Oblg Series 2019a Total		\$23,285
			9799 G.o. Bonds Series 2016a	6 - Capital Outlay	\$5,000
			9799 G.o. Bonds Series 2016a Total		\$5,000
		184 Foster Total			\$28,565
		109 Cole	9650 Measure J Gn Oblg Series 2019a	6 - Capital Outlay	\$247,024
			9650 Measure J Gn Oblg Series 2019a Total		\$247,024
			9655 Measure Y Series 2021A NonTax	6 - Capital Outlay	\$10,644,491
			9655 Measure Y Series 2021A NonTax Total		\$10,644,491
			9656 Measure Y Series 2021B Taxable	6 - Capital Outlay	\$3,681,490
			9656 Measure Y Series 2021B Taxable Total		\$3,681,490
		109 Cole Total			\$14,573,005

OUSD Budget Summary - 2022-23 UnAudited Actuals
Data by Fund, Division Type, Site, Resource & Object Classification

Sum of Expenditure Fund	Site Type	Site Code	Resource Code	Classification	Total		
21 Building Fund	Elementary School	131 Laurel Elementary	9650 Measure J Gn Oblg Series 2019a	6 - Capital Outlay	\$300,568		
			9650 Measure J Gn Oblg Series 2019a Total			\$300,568	
				9655 Measure Y Series 2021A NonTax	6 - Capital Outlay	\$7,790,459	
		9655 Measure Y Series 2021A NonTax Total			\$7,790,459		
		131 Laurel Elementary Total				\$8,091,028	
		Elementary School Total				\$25,632,961	
		Middle School	201 Claremont Middle	9650 Measure J Gn Oblg Series 2019a	6 - Capital Outlay	\$276,000	
				9650 Measure J Gn Oblg Series 2019a Total			\$276,000
					9655 Measure Y Series 2021A NonTax	2 - Classified Salaries	\$3,959
						3 - Benefits	\$783
					6 - Capital Outlay	\$9,995,343	
	9655 Measure Y Series 2021A NonTax Total			\$10,000,086			
	201 Claremont Middle Total				\$10,276,086		
	204 West Oakland Middle		9655 Measure Y Series 2021A NonTax	6 - Capital Outlay	\$217,380		
			9655 Measure Y Series 2021A NonTax Total			\$217,380	
	204 West Oakland Middle Total				\$217,380		
	210 Edna Brewer Middle		9650 Measure J Gn Oblg Series 2019a	6 - Capital Outlay	\$101,965		
			9650 Measure J Gn Oblg Series 2019a Total			\$101,965	
	210 Edna Brewer Middle Total				\$101,965		
	212 Roosevelt Middle		9650 Measure J Gn Oblg Series 2019a	6 - Capital Outlay	\$16,769		
			9650 Measure J Gn Oblg Series 2019a Total			\$16,769	
				9655 Measure Y Series 2021A NonTax	6 - Capital Outlay	\$1,866,718	
	9655 Measure Y Series 2021A NonTax Total			\$1,866,718			
				9799 G.o. Bonds Series 2016a	5 - Other Services and Operating Expenditures	\$11,735	
	9799 G.o. Bonds Series 2016a Total			\$11,735			
	212 Roosevelt Middle Total				\$1,895,222		
	213 Westlake Middle		9399 Series 2009b Build America Bnd	6 - Capital Outlay	\$1,314,955		
			9399 Series 2009b Build America Bnd Total			\$1,314,955	
	213 Westlake Middle Total				\$1,314,955		
	215 Madison Park Academy		9650 Measure J Gn Oblg Series 2019a	6 - Capital Outlay	\$294,341		
			9650 Measure J Gn Oblg Series 2019a Total			\$294,341	
				9655 Measure Y Series 2021A NonTax	6 - Capital Outlay	\$319	
	9655 Measure Y Series 2021A NonTax Total			\$319			
				9799 G.o. Bonds Series 2016a	6 - Capital Outlay	\$19,759	
	9799 G.o. Bonds Series 2016a Total			\$19,759			
	215 Madison Park Academy Upper Total				\$314,419		
	219 Frick United Academy c		9650 Measure J Gn Oblg Series 2019a	6 - Capital Outlay	\$0		
			9650 Measure J Gn Oblg Series 2019a Total			\$0	
				9655 Measure Y Series 2021A NonTax	6 - Capital Outlay	\$8,226	
	9655 Measure Y Series 2021A NonTax Total			\$8,226			
				9799 G.o. Bonds Series 2016a	6 - Capital Outlay	\$7,053	
	9799 G.o. Bonds Series 2016a Total			\$7,053			
	219 Frick United Academy of Lang Total				\$15,279		
	232 Coliseum College Prep		9655 Measure Y Series 2021A NonTax	6 - Capital Outlay	\$73,429		
			9655 Measure Y Series 2021A NonTax Total			\$73,429	
	232 Coliseum College Prep Academy Total				\$73,429		
	235 Melrose Leadership Ac	9655 Measure Y Series 2021A NonTax	6 - Capital Outlay	\$961,101			
		9655 Measure Y Series 2021A NonTax Total			\$961,101		
	235 Melrose Leadership Acad Total				\$961,101		
	Middle School Total				\$15,169,837		
	High School	301 Castlemont High Schoo	9650 Measure J Gn Oblg Series 2019a	6 - Capital Outlay	\$3,513,586		
			9650 Measure J Gn Oblg Series 2019a Total			\$3,513,586	
				9655 Measure Y Series 2021A NonTax	6 - Capital Outlay	\$4,531,265	
		9655 Measure Y Series 2021A NonTax Total			\$4,531,265		
				9799 G.o. Bonds Series 2016a	6 - Capital Outlay	\$970,855	
		9799 G.o. Bonds Series 2016a Total			\$970,855		
	301 Castlemont High School Total				\$9,015,705		

OUSD Budget Summary - 2022-23 UnAudited Actuals
Data by Fund, Division Type, Site, Resource & Object Classification

Sum of Expenditure							
Fund	Site Type	Site Code	Resource Code	Classification	Total		
21 Building Fund	High School	302 Fremont High School	9350 Measure J Gnrl Oblgtn Bd	6 - Capital Outlay	\$0		
			9350 Measure J Gnrl Oblgtn Bd Total		\$0		
			9650 Measure J Gn Oblg Series 2019a	4 - Books & Supplies	\$490,958		
				6 - Capital Outlay	\$342,500		
			9650 Measure J Gn Oblg Series 2019a Total		\$833,458		
			9655 Measure Y Series 2021A NonTax	6 - Capital Outlay	\$50		
			9655 Measure Y Series 2021A NonTax Total		\$50		
			9799 G.o. Bonds Series 2016a	6 - Capital Outlay	\$0		
			9799 G.o. Bonds Series 2016a Total		\$0		
			302 Fremont High School Total		\$833,508		
			303 McClymonds High Schc	9655 Measure Y Series 2021A NonTax	6 - Capital Outlay	\$275,264	
				9655 Measure Y Series 2021A NonTax Total		\$275,264	
			303 McClymonds High School Total		\$275,264		
			304 Oakland High School	9655 Measure Y Series 2021A NonTax	6 - Capital Outlay	\$256,637	
				9655 Measure Y Series 2021A NonTax Total		\$256,637	
			304 Oakland High School Total		\$256,637		
			305 Oakland Tech High Sch	9655 Measure Y Series 2021A NonTax	6 - Capital Outlay	\$0	
				9655 Measure Y Series 2021A NonTax Total		\$0	
			305 Oakland Tech High School Total		\$0		
			306 Skyline High School	9655 Measure Y Series 2021A NonTax	6 - Capital Outlay	\$19,089	
				9655 Measure Y Series 2021A NonTax Total		\$19,089	
			306 Skyline High School Total		\$19,089		
			310 Dewey High School	9750 Measure J Gn Oblg Series 2019b	6 - Capital Outlay	\$0	
				9750 Measure J Gn Oblg Series 2019b Total		\$0	
				9799 G.o. Bonds Series 2016a	6 - Capital Outlay	\$5,527	
				9799 G.o. Bonds Series 2016a Total		\$5,527	
			310 Dewey High School Total		\$5,527		
			313 Street Academy	9650 Measure J Gn Oblg Series 2019a	6 - Capital Outlay	\$16,245	
				9650 Measure J Gn Oblg Series 2019a Total		\$16,245	
			313 Street Academy Total		\$16,245		
			333 Community Day School	9655 Measure Y Series 2021A NonTax	6 - Capital Outlay	\$204,902	
				9655 Measure Y Series 2021A NonTax Total		\$204,902	
			333 Community Day School Total		\$204,902		
			353 Oakland International H	9399 Series 2009b Build America Bnd	6 - Capital Outlay	\$2,764	
				9399 Series 2009b Build America Bnd Total		\$2,764	
				9599 Measure B Series 2012a	6 - Capital Outlay	\$214,457	
				9599 Measure B Series 2012a Total		\$214,457	
				9650 Measure J Gn Oblg Series 2019a	6 - Capital Outlay	\$16,245	
				9650 Measure J Gn Oblg Series 2019a Total		\$16,245	
			353 Oakland International High Sch Total		\$233,466		
			High School Total			\$10,860,344	
			Central Office	601 General Fund - Restrict	7690 On-Behalf Pension Contribution	3 - Benefits	\$10,184
					7690 On-Behalf Pension Contribution Total		\$10,184
			601 General Fund - Restricted Total			\$10,184	
			905 Office Of Sr. Business C	9655 Measure Y Series 2021A NonTax	2 - Classified Salaries	\$115,891	
					3 - Benefits	\$44,230	
				9655 Measure Y Series 2021A NonTax Total		\$160,122	
	905 Office Of Sr. Business Officer Total			\$160,122			
	918 Facilities Planning	9650 Measure J Gn Oblg Series 2019a	4 - Books & Supplies	\$19,526			
			5 - Other Services and Operating Expenditures	\$310,931			
			6 - Capital Outlay	\$234,851			
		9650 Measure J Gn Oblg Series 2019a Total		\$565,308			
		9655 Measure Y Series 2021A NonTax	2 - Classified Salaries	\$2,155,471			
			3 - Benefits	\$1,053,520			
			5 - Other Services and Operating Expenditures	\$257,065			
			6 - Capital Outlay	\$9,476,624			
		9655 Measure Y Series 2021A NonTax Total		\$12,942,681			

OUSD Budget Summary - 2022-23 UnAudited Actuals
Data by Fund, Division Type, Site, Resource & Object Classification

Sum of Expenditure Fund	Site Type	Site Code	Resource Code	Classification	Total	
21 Building Fund	Central Office	918 Facilities Planning	9656 Measure Y Series 2021B Taxable	6 - Capital Outlay	\$57,500	
			9656 Measure Y Series 2021B Taxable Total		\$57,500	
			9750 Measure J Gn Oblg Series 2019b	5 - Other Services and Operating Expenditures	\$157,000	
			9750 Measure J Gn Oblg Series 2019b Total		\$157,000	
			9799 G.o. Bonds Series 2016a	4 - Books & Supplies	\$26,222	
				5 - Other Services and Operating Expenditures	\$57,385	
				6 - Capital Outlay	\$5,014	
			9799 G.o. Bonds Series 2016a Total		\$88,620	
			918 Facilities Planning Total		\$13,811,109	
			946 Legal Counsel	9650 Measure J Gn Oblg Series 2019a	2 - Classified Salaries	\$0
				3 - Benefits	\$0	
		9650 Measure J Gn Oblg Series 2019a Total			\$0	
		946 Legal Counsel Total		\$0		
		986 Technology Services	9650 Measure J Gn Oblg Series 2019a	4 - Books & Supplies	\$84,566	
			9650 Measure J Gn Oblg Series 2019a Total		\$84,566	
		986 Technology Services Total		\$84,566		
		988 Buildings & Grounds	9399 Series 2009b Build America Bnd	6 - Capital Outlay	\$67,466	
			9399 Series 2009b Build America Bnd Total		\$67,466	
		988 Buildings & Grounds Total		\$67,466		
		991 Food Services	9655 Measure Y Series 2021A NonTax	6 - Capital Outlay	\$5,995	
			9655 Measure Y Series 2021A NonTax Total		\$5,995	
		991 Food Services Total		\$5,995		
		992 Warehouse Distribution	9650 Measure J Gn Oblg Series 2019a	6 - Capital Outlay	\$8,348	
			9650 Measure J Gn Oblg Series 2019a Total		\$8,348	
		992 Warehouse Distribution Total		\$8,348		
		999 Districtwide Expenses	9656 Measure Y Series 2021B Taxable	6 - Capital Outlay	\$2,836,728	
			9656 Measure Y Series 2021B Taxable Total		\$2,836,728	
		999 Districtwide Expenses Total		\$2,836,728		
		Central Office Total		\$16,984,518		
		Child Development	805 Bella Vista Cdc	9399 Series 2009b Build America Bnd	6 - Capital Outlay	\$42,369
				9399 Series 2009b Build America Bnd Total		\$42,369
				805 Bella Vista Cdc Total		\$42,369
			840 Hintil Kuu Ca	9350 Measure J Gnrl Oblgtn Bd	6 - Capital Outlay	\$925
				9350 Measure J Gnrl Oblgtn Bd Total		\$925
				9399 Series 2009b Build America Bnd	6 - Capital Outlay	\$57,027
			9399 Series 2009b Build America Bnd Total		\$57,027	
			840 Hintil Kuu Ca Total		\$57,952	
			812 Kaiser Early Childhood	9350 Measure J Gnrl Oblgtn Bd	6 - Capital Outlay	\$7,100
				9350 Measure J Gnrl Oblgtn Bd Total		\$7,100
				9655 Measure Y Series 2021A NonTax	6 - Capital Outlay	\$521
			9655 Measure Y Series 2021A NonTax Total		\$521	
			812 Kaiser Early Childhood Center Total		\$7,621	
			Child Development Total		\$107,943	
			Charter	568 Community Sch for Cre:	9399 Series 2009b Build America Bnd	6 - Capital Outlay
		9399 Series 2009b Build America Bnd Total				\$45,862
568 Community Sch for Creative Ed Total		\$45,862				
Charter Total		\$45,862				
25 Cap Fac Fd - Developer Fees	Middle School	213 Westlake Middle	9021 Mitigation and Developer Fees	2 - Classified Salaries	\$182	
				3 - Benefits	\$21	
				6 - Capital Outlay	\$137,275	
		9021 Mitigation and Developer Fees Total		\$137,478		
		213 Westlake Middle Total		\$137,478		
	215 Madison Park Academy	9021 Mitigation and Developer Fees	6 - Capital Outlay	\$750		
		9021 Mitigation and Developer Fees Total		\$750		
	215 Madison Park Academy Upper Total		\$750			
	Middle School Total		\$138,228			
	High School	302 Fremont High School	9021 Mitigation and Developer Fees	6 - Capital Outlay	\$40,180	

OUSD Budget Summary - 2022-23 UnAudited Actuals
Data by Fund, Division Type, Site, Resource & Object Classification

Sum of Expenditure	Site Type	Site Code	Resource Code	Classification	Total
Fund					
25 Cap Fac Fd - Developer Fees	High School	302 Fremont High School	9021 Mitigation and Developer Fees Total		\$40,180
		302 Fremont High School Total			\$40,180
		353 Oakland International H	9021 Mitigation and Developer Fees	6 - Capital Outlay	\$140,792
			9021 Mitigation and Developer Fees Total		\$140,792
		353 Oakland International High Sch Total			\$140,792
	High School Total				\$180,972
	Central Office	918 Facilities Planning	9021 Mitigation and Developer Fees	6 - Capital Outlay	\$1,444
			9021 Mitigation and Developer Fees Total		\$1,444
		918 Facilities Planning Total			\$1,444
		988 Buildings & Grounds	9021 Mitigation and Developer Fees	6 - Capital Outlay	\$0
			9021 Mitigation and Developer Fees Total		\$0
		988 Buildings & Grounds Total			\$0
	Central Office Total				\$1,444
	Child Development	805 Bella Vista Cdc	9021 Mitigation and Developer Fees	6 - Capital Outlay	\$0
			9021 Mitigation and Developer Fees Total		\$0
		805 Bella Vista Cdc Total			\$0
		840 Hintil Kuu Ca	9021 Mitigation and Developer Fees	6 - Capital Outlay	\$0
			9021 Mitigation and Developer Fees Total		\$0
		840 Hintil Kuu Ca Total			\$0
	Child Development Total				\$0
	Charter	568 Community Sch for Cre	9021 Mitigation and Developer Fees	6 - Capital Outlay	\$0
			9021 Mitigation and Developer Fees Total		\$0
		568 Community Sch for Creative Ed Total			\$0
	Charter Total				\$0
35 County School Facilities Fund	Elementary School	107 East Oakland Pride	7710 State Sch Facilities P	6 - Capital Outlay	\$11
			7710 State Sch Facilities P Total		\$11
		107 East Oakland Pride Total			\$11
		133 Lincoln	7710 State Sch Facilities P	6 - Capital Outlay	\$582,864
			7710 State Sch Facilities P Total		\$582,864
		133 Lincoln Total			\$582,864
		109 Cole	7710 State Sch Facilities P	6 - Capital Outlay	\$663,174
			7710 State Sch Facilities P Total		\$663,174
		109 Cole Total			\$663,174
	Elementary School Total				\$1,246,048
	Middle School	236 Urban Promise Academ	7710 State Sch Facilities P	6 - Capital Outlay	\$30,735
			7710 State Sch Facilities P Total		\$30,735
		236 Urban Promise Academy Total			\$30,735
	Middle School Total				\$30,735
	High School	302 Fremont High School	7710 State Sch Facilities P	4 - Books & Supplies	\$8,957
				6 - Capital Outlay	\$138,972
			7710 State Sch Facilities P Total		\$147,929
		302 Fremont High School Total			\$147,929
	High School Total				\$147,929
	Central Office	918 Facilities Planning	7710 State Sch Facilities P	6 - Capital Outlay	\$65,665
			7710 State Sch Facilities P Total		\$65,665
		918 Facilities Planning Total			\$65,665
	Central Office Total				\$65,665
	Child Development	812 Kaiser Early Childhood	7710 State Sch Facilities P	6 - Capital Outlay	\$2,883
			7710 State Sch Facilities P Total		\$2,883
		812 Kaiser Early Childhood Center Total			\$2,883
	Child Development Total				\$2,883
40 Special Reserve Capital	Elementary School	150 Santa Fe	9940 Reserve for Capital Projects	6 - Capital Outlay	\$62,386
			9940 Reserve for Capital Projects Total		\$62,386
		150 Santa Fe Total			\$62,386
	Elementary School Total				\$62,386
	Central Office	918 Facilities Planning	9011 Donations	5 - Other Services and Operating Expenditures	\$12,259
			9011 Donations Total		\$12,259

OUSD Budget Summary - 2022-23 UnAudited Actuals
Data by Fund, Division Type, Site, Resource & Object Classification

Sum of Expenditure	Site Type	Site Code	Resource Code	Classification	Total
Fund					
40 Special Reserve Capital	Central Office	918 Facilities Planning	7814 Air Resources Board	5 - Other Services and Operating Expenditures	\$175,416
			7814 Air Resources Board Total		\$175,416
			9251 East Bay Asian Youth Center	6 - Capital Outlay	\$204,049
			9251 East Bay Asian Youth Center Total		\$204,049
			9940 Reserve for Capital Projects	2 - Classified Salaries	\$200
				3 - Benefits	\$74
				5 - Other Services and Operating Expenditures	\$33,674
				6 - Capital Outlay	\$8,637
			9940 Reserve for Capital Projects Total		\$42,585
			9216 Hrsa Grnt Mcclymonds Youth/fam	5 - Other Services and Operating Expenditures	\$0
			9216 Hrsa Grnt Mcclymonds Youth/fam Total		\$0
		918 Facilities Planning Total			\$434,309
	Central Office Total				\$434,309
51 Bond Interest & Redemption	Central Office	651 Bond Interest & Redem	9010 Other Local Resources	7 - Other Outgo	\$111,806,462
			9010 Other Local Resources Total		\$111,806,462
		651 Bond Interest & Redemption Total			\$111,806,462
	Central Office Total				\$111,806,462
67 Self Insurance Fund	Central Office	987 Risk Management	9030 Workers' Comp	4 - Books & Supplies	\$0
				5 - Other Services and Operating Expenditures	\$8,324,929
			9030 Workers' Comp Total		\$8,324,929
			9031 Property & Liability	2 - Classified Salaries	\$80,060
				3 - Benefits	\$11,482
				4 - Books & Supplies	\$66,526
				5 - Other Services and Operating Expenditures	\$8,066,394
			9031 Property & Liability Total		\$8,224,463
			9032 Dental Self-Insured	5 - Other Services and Operating Expenditures	\$5,546,710
			9032 Dental Self-Insured Total		\$5,546,710
			9029 Risk Management Administrative	2 - Classified Salaries	\$1,103,458
				3 - Benefits	\$485,609
				4 - Books & Supplies	\$48,304
				5 - Other Services and Operating Expenditures	(\$1,637,370)
			9029 Risk Management Administrative Total		\$0
		987 Risk Management Total			\$22,096,102
		667 Self-insurance Fund	7690 On-Behalf Pension Contribution	3 - Benefits	\$2,265
			7690 On-Behalf Pension Contribution Total		\$2,265
		667 Self-insurance Fund Total			\$2,265
	Central Office Total				\$22,098,367
Grand Total					\$1,008,546,031

UNAUDITED ACTUALS

2022 - 2023

POSITION CONTROL SUMMARY

Scope: The purpose of this report is to summarize the budgeted positons funded by Fund, Site Category, Site, Resource Type and Classification.

Sum of FTE Auth Accum								
Fund	Site Type	Site Code	Resource Type	Resource Code	Classification	Object Code	Job Class	Total
01 General Fund	Elementary School	101 Allendale	Unrestricted	0000 General Purpose-unrestricted	1 - Certificated Salaries	1105 Teachers Salaries	TCHR STR ENG	13.00
						1105 Teachers Salaries Total		13.00
						1305 Supv, Admin, Instr Coaches Sal	PRIN ELEM LG	1.00
						1305 Supv, Admin, Instr Coaches Sal Total		1.00
					1 - Certificated Salaries Total			14.00
					2 - Classified Salaries	2205 Classssupt Salaries	ATTEND SP BI	0.50
						2205 Classssupt Salaries Total		0.50
						2405 Clerical Salaries	ADMNASST2 BI	1.00
						2405 Clerical Salaries Total		1.00
						2905 Otherclass Salaries	NOON SUP	0.20
						2905 Otherclass Salaries Total		0.20
					2 - Classified Salaries Total			1.70
				0000 General Purpose-unrestricted Total				15.70
				0002 Unrestricted Supplemental	1 - Certificated Salaries	1105 Teachers Salaries	TCHR ED ENHN	0.15
							TCHR STR ENG	0.20
						1105 Teachers Salaries Total		0.35
						1119 Teacher On Spec Assin School	TSA CLA 11M	1.00
						1119 Teacher On Spec Assin School Total		1.00
					1 - Certificated Salaries Total			1.35
				0002 Unrestricted Supplemental Total				1.35
				0004 Central Concentration	2 - Classified Salaries	2305 Supv&adm Salaries	PM COMMU SCH	0.55
						2305 Supv&adm Salaries Total		0.55
					2 - Classified Salaries Total			0.55
				0004 Central Concentration Total				0.55
			Unrestricted Total					17.60
			Restricted	3010 Title I-Basic Grant Low Income	2 - Classified Salaries	2305 Supv&adm Salaries	PM COMMU SCH	0.45
						2305 Supv&adm Salaries Total		0.45
					2 - Classified Salaries Total			0.45
				3010 Title I-Basic Grant Low Income Total				0.45
				3212 ESSER II	1 - Certificated Salaries	1105 Teachers Salaries	TCHR STIP	2.00
						1105 Teachers Salaries Total		2.00
					1 - Certificated Salaries Total			2.00
				3212 ESSER II Total				2.00
				3213 ESSER III	1 - Certificated Salaries	1105 Teachers Salaries	TCHR STIP	1.00
						1105 Teachers Salaries Total		1.00
					1 - Certificated Salaries Total			1.00
				3213 ESSER III Total				1.00
				3216 ELO Esser II St Reserve	2 - Classified Salaries	2205 Classssupt Salaries	ATTEND SP BI	0.50
						2205 Classssupt Salaries Total		0.50
					2 - Classified Salaries Total			0.50
				3216 ELO Esser II St Reserve Total				0.50
				3219 ELO ESSER III St Resv LL	2 - Classified Salaries	2405 Clerical Salaries	CASE MGR20	1.00
						2405 Clerical Salaries Total		1.00
					2 - Classified Salaries Total			1.00
				3219 ELO ESSER III St Resv LL Total				1.00
				3310 Se-idea Basic Grant PI94-142	2 - Classified Salaries	2105 Instraides Salaries	ISS	0.80
						2105 Instraides Salaries Total		0.80
					2 - Classified Salaries Total			0.80
				3310 Se-idea Basic Grant PI94-142 Total				0.80
				6500 Special Education	1 - Certificated Salaries	1105 Teachers Salaries	TCHR RSP	1.00
							TCHR SDC SEV	2.00
						1105 Teachers Salaries Total		3.00
					1 - Certificated Salaries Total			3.00
					2 - Classified Salaries	2105 Instraides Salaries	PARA EDUCAT	2.40
						2105 Instraides Salaries Total		2.40
					2 - Classified Salaries Total			2.40
				6500 Special Education Total				5.40
				7426 Expanded Learning Opp Para	2 - Classified Salaries	2105 Instraides Salaries	EARL LIT TUT	1.80
						2105 Instraides Salaries Total		1.80
					2 - Classified Salaries Total			1.80
				7426 Expanded Learning Opp Para Total				1.80
				9236 Kenneth Rainin Foundation	2 - Classified Salaries	2105 Instraides Salaries	EARL LIT TUT	0.60
						2105 Instraides Salaries Total		0.60
					2 - Classified Salaries Total			0.60
				9236 Kenneth Rainin Foundation Total				0.60
				9334 Measure G, Parcel Tax	1 - Certificated Salaries	1105 Teachers Salaries	TCHR ED ENHN	0.85
						1105 Teachers Salaries Total		0.85
					1 - Certificated Salaries Total			0.85
					2 - Classified Salaries	2205 Classssupt Salaries	LIBRARY TECH	1.00

Scope: The purpose of this report is to summarize the budgeted positons funded by Fund, Site Category, Site, Resource Type and Classification.

Sum of FTE Auth Accum								
Fund	Site Type	Site Code	Resource Type	Resource Code	Classification	Object Code	Job Class	Total
01 General Fund	Elementary School	101 Allendale	Restricted	9334 Measure G, Parcel Tax	2 - Classified Salaries	2205 Classsuppt Salaries Total		1.00
					2 - Classified Salaries Total			1.00
				9334 Measure G, Parcel Tax Total				1.85
			Restricted Total					15.40
		101 Allendale Total						33.00
		102 Bella Vista	Unrestricted	0000 General Purpose-unrestricted	1 - Certificated Salaries	1105 Teachers Salaries	TCHR STR ENG	13.00
						1105 Teachers Salaries Total		13.00
						1305 Supv, Admin, Instr Coaches Sal	PRIN ELEM LG	1.00
						1305 Supv, Admin, Instr Coaches Sal Total		1.00
					1 - Certificated Salaries Total			14.00
					2 - Classified Salaries			
						2205 Classsuppt Salaries	ATTEND SP BI	0.50
						2205 Classsuppt Salaries Total		0.50
						2405 Clerical Salaries	ADMNASST220	1.00
						2405 Clerical Salaries Total		1.00
					2 - Classified Salaries Total			1.50
				0000 General Purpose-unrestricted Total				15.50
				0002 Unrestricted Supplemental	1 - Certificated Salaries	1105 Teachers Salaries	TCHR ED ENHN	0.70
						1105 Teachers Salaries Total		0.70
					1 - Certificated Salaries Total			0.70
					2 - Classified Salaries			
						2105 Instraides Salaries	EARL LIT TUT	0.80
						2105 Instraides Salaries Total		0.80
						2205 Classsuppt Salaries	ATTEND SP BI	0.50
						2205 Classsuppt Salaries Total		0.50
						2305 Supv&adm Salaries	PM COMMU SCH	0.60
						2305 Supv&adm Salaries Total		0.60
						2905 Otherclass Salaries	NOON SUP	0.40
						2905 Otherclass Salaries Total		0.40
					2 - Classified Salaries Total			2.30
				0002 Unrestricted Supplemental Total				3.00
				0004 Central Concentration	2 - Classified Salaries	2305 Supv&adm Salaries	PM COMMU SCH	0.40
						2305 Supv&adm Salaries Total		0.40
					2 - Classified Salaries Total			0.40
			Unrestricted Total					18.90
			Restricted	3010 Title I-Basic Grant Low Income	1 - Certificated Salaries	1119 Teacher On Spec Assin School	TSA CLA 10M	1.00
						1119 Teacher On Spec Assin School Total		1.00
					1 - Certificated Salaries Total			1.00
				3010 Title I-Basic Grant Low Income Total				1.00
				3212 ESSER II	1 - Certificated Salaries	1105 Teachers Salaries	TCHR STR ENG	0.75
						1105 Teachers Salaries Total		0.75
					1 - Certificated Salaries Total			0.75
				3212 ESSER II Total				0.75
				3310 Se-idea Basic Grant PI94-142	2 - Classified Salaries	2105 Instraides Salaries	PARA EDUCAT	0.80
						2105 Instraides Salaries Total		0.80
					2 - Classified Salaries Total			0.80
				3310 Se-idea Basic Grant PI94-142 Total				0.80
				6332 CCSPP Implementation Grant	2 - Classified Salaries	2105 Instraides Salaries	EARL LIT TUT	0.80
						2105 Instraides Salaries Total		0.80
						2405 Clerical Salaries	LIA FAM PAR	1.00
						2405 Clerical Salaries Total		1.00
					2 - Classified Salaries Total			1.80
				6332 CCSPP Implementation Grant Total				1.80
				6500 Special Education	1 - Certificated Salaries	1105 Teachers Salaries	TCHR RSP	1.00
							TCHR SDC NON	2.00
							TCHR SDC SEV	2.00
						1105 Teachers Salaries Total		5.00
					1 - Certificated Salaries Total			5.00
					2 - Classified Salaries			
						2105 Instraides Salaries	IA SPED	0.80
							ISS	0.80
							PARA EDUCAT	4.00
						2105 Instraides Salaries Total		5.60
					2 - Classified Salaries Total			5.60
				6500 Special Education Total				10.60
				7426 Expanded Learning Opp Para	2 - Classified Salaries	2105 Instraides Salaries	EARL LIT TUT	0.60
						2105 Instraides Salaries Total		0.60
					2 - Classified Salaries Total			0.60
				7426 Expanded Learning Opp Para Total				0.60
				9236 Kenneth Rainin Foundation	2 - Classified Salaries	2105 Instraides Salaries	EARL LIT TUT	0.20
						2105 Instraides Salaries Total		0.20

Scope: The purpose of this report is to summarize the budgeted positons funded by Fund, Site Category, Site, Resource Type and Classification.

Sum of FTE Auth Accum								
Fund	Site Type	Site Code	Resource Type	Resource Code	Classification	Object Code	Job Class	Total
01 General Fund	Elementary School	102 Bella Vista	Restricted	9236 Kenneth Rainin Foundation	2 - Classified Salaries Total			0.20
				9236 Kenneth Rainin Foundation Total				0.20
				9334 Measure G, Parcel Tax	1 - Certificated Salaries	1105 Teachers Salaries	TCHR ED ENHN	1.30
						1105 Teachers Salaries Total		1.30
					1 - Certificated Salaries Total			1.30
			Restricted Total	9334 Measure G, Parcel Tax Total				1.30
								17.05
								35.95
		102 Bella Vista Total						4.00
		103 Brookfield	Unrestricted	0000 General Purpose-unrestricted	1 - Certificated Salaries	1105 Teachers Salaries	TCHR STR ENG	4.00
						1105 Teachers Salaries Total		4.00
						1305 Supv, Admin, Instr Coaches Sal	PRIN ELEM LG	1.00
						1305 Supv, Admin, Instr Coaches Sal Total		1.00
					1 - Certificated Salaries Total			5.00
					2 - Classified Salaries	2205 Classsuppt Salaries	ATTEND SP	0.50
						2205 Classsuppt Salaries Total		0.50
						2905 Otherclass Salaries	NOON SUP	0.40
						2905 Otherclass Salaries Total		0.40
					2 - Classified Salaries Total			0.90
				0000 General Purpose-unrestricted Total				5.90
				0002 Unrestricted Supplemental	1 - Certificated Salaries	1105 Teachers Salaries	TCHR ED ENHN	0.05
						1105 Teachers Salaries Total		0.05
					1 - Certificated Salaries Total			0.05
					2 - Classified Salaries	2305 Supv&adm Salaries	PM COMMU SCH	0.47
						2305 Supv&adm Salaries Total		0.47
					2 - Classified Salaries Total			0.47
				0002 Unrestricted Supplemental Total				0.52
				0004 Central Concentration	2 - Classified Salaries	2305 Supv&adm Salaries	PM COMMU SCH	0.53
						2305 Supv&adm Salaries Total		0.53
					2 - Classified Salaries Total			0.53
			Unrestricted Total	0004 Central Concentration Total				6.95
			Restricted	3010 Title I-Basic Grant Low Income	1 - Certificated Salaries	1105 Teachers Salaries	TCHR ED ENHN	0.45
						1105 Teachers Salaries Total		0.45
					1 - Certificated Salaries Total			0.45
				3010 Title I-Basic Grant Low Income Total				0.45
				3212 ESSER II	1 - Certificated Salaries	1119 Teacher On Spec Assin School	TSA CLA 10M	1.00
						1119 Teacher On Spec Assin School Total		1.00
					1 - Certificated Salaries Total			1.00
				3212 ESSER II Total				1.00
				3213 ESSER III	1 - Certificated Salaries	1105 Teachers Salaries	TCHR STIP	1.00
						1105 Teachers Salaries Total		1.00
					1 - Certificated Salaries Total			1.00
				3213 ESSER III Total				1.00
				3310 Se-idea Basic Grant PI94-142	2 - Classified Salaries	2105 Instraides Salaries	ISS	0.80
						2105 Instraides Salaries Total		0.80
					2 - Classified Salaries Total			0.80
				3310 Se-idea Basic Grant PI94-142 Total				0.80
				6500 Special Education	1 - Certificated Salaries	1105 Teachers Salaries	TCHR RSP	1.00
						1105 Teachers Salaries Total	TCHR SDC SEV	1.00
								2.00
					1 - Certificated Salaries Total			2.00
					2 - Classified Salaries	2105 Instraides Salaries	PARA EDUCAT	2.40
						2105 Instraides Salaries Total		2.40
					2 - Classified Salaries Total			2.40
				6500 Special Education Total				4.40
				7426 Expanded Learning Opp Para	2 - Classified Salaries	2105 Instraides Salaries	EARL LIT TUT	0.60
						2105 Instraides Salaries Total		0.60
					2 - Classified Salaries Total			0.60
				7426 Expanded Learning Opp Para Total				0.60
				7812 Early Literacy Support Block	1 - Certificated Salaries	1119 Teacher On Spec Assin School	TSA 11M 12P	1.00
						1119 Teacher On Spec Assin School Total		1.00
					1 - Certificated Salaries Total			1.00
				7812 Early Literacy Support Block Total				1.00
				9236 Kenneth Rainin Foundation	2 - Classified Salaries	2105 Instraides Salaries	EARL LIT TUT	0.20
						2105 Instraides Salaries Total		0.20
					2 - Classified Salaries Total			0.20
				9236 Kenneth Rainin Foundation Total				0.20
				9334 Measure G, Parcel Tax	1 - Certificated Salaries	1105 Teachers Salaries	TCHR ED ENHN	0.50
						1105 Teachers Salaries Total		0.50

Scope: The purpose of this report is to summarize the budgeted positions funded by Fund, Site Category, Site, Resource Type and Classification.

Sum of FTE Auth Accum																																							
Fund	Site Type	Site Code	Resource Type	Resource Code	Classification	Object Code	Job Class	Total																															
01 General Fund	Elementary School	103 Brookfield	Restricted	9334 Measure G, Parcel Tax	1 - Certificated Salaries Total			0.50																															
				9334 Measure G, Parcel Tax Total			0.50																																
				Restricted Total			9.95																																
				103 Brookfield Total			16.90																																
				105 Burckhalter		Unrestricted	0000 General Purpose-unrestricted	1 - Certificated Salaries	1105 Teachers Salaries	TCHR STR ENG	6.00																												
				1105 Teachers Salaries Total					6.00																														
				1305 Supv, Admin, Instr Coaches Sal PRIN ELEM SM					1.00																														
				1305 Supv, Admin, Instr Coaches Sal Total					1.00																														
				1 - Certificated Salaries Total					7.00																														
				2 - Classified Salaries																																			
				2205 Classsuppt Salaries					ATTEND SP	0.50																													
				2205 Classsuppt Salaries Total					0.50																														
				2405 Clerical Salaries					ADMNASST120	1.00																													
				2405 Clerical Salaries Total					1.00																														
				2905 Otherclass Salaries					NOON SUP	0.40																													
				2905 Otherclass Salaries Total					0.40																														
				2 - Classified Salaries Total					1.90																														
				0000 General Purpose-unrestricted Total					8.90																														
				0002 Unrestricted Supplemental					1 - Certificated Salaries	1105 Teachers Salaries	TCHR ED ENHN	1105 Teachers Salaries Total	0.60																										
				1 - Certificated Salaries Total								0.60																											
				0002 Unrestricted Supplemental Total								0.60																											
				0041 AB1840 Final Installment								1 - Certificated Salaries	1105 Teachers Salaries	TCHR ED ENHN	1105 Teachers Salaries Total	1.00																							
				1 - Certificated Salaries Total											1.00																								
				0041 AB1840 Final Installment Total											1.00																								
				Unrestricted Total											10.50																								
				Restricted																																			
				3212 ESSER II											1 - Certificated Salaries	1119 Teacher On Spec Assin School TSA 10P	1119 Teacher On Spec Assin School Total	0.80																					
				1 - Certificated Salaries Total														0.80																					
				3212 ESSER II Total														0.80																					
				6332 CCSPP Implementation Grant														2 - Classified Salaries	2305 Supv&adm Salaries	PM COMMU SCH	1.00																		
				2 - Classified Salaries Total																	1.00																		
				6332 CCSPP Implementation Grant Total																	1.00																		
				6500 Special Education																	1 - Certificated Salaries	1105 Teachers Salaries	TCHR SDC SEV	3.00															
				1 - Certificated Salaries Total																				3.00															
				6500 Special Education Total																				3.00															
				7426 Expanded Learning Opp Para																				2 - Classified Salaries	2105 Instraides Salaries	IA SPED PARA EDUCAT	0.80												
				2 - Classified Salaries Total																							4.80												
				7426 Expanded Learning Opp Para Total																							5.60												
				9236 Kenneth Rainin Foundation																							2 - Classified Salaries	2105 Instraides Salaries	EARL LIT TUT	1.40									
				2 - Classified Salaries Total																										1.40									
				9236 Kenneth Rainin Foundation Total																										1.40									
				9334 Measure G, Parcel Tax																										1 - Certificated Salaries	1105 Teachers Salaries	TCHR ED ENHN	0.40						
				1 - Certificated Salaries Total																													0.40						
				9334 Measure G, Parcel Tax Total																													0.40						
				Restricted Total																													12.40						
				105 Burckhalter Total																													Unrestricted	0000 General Purpose-unrestricted	1 - Certificated Salaries	1105 Teachers Salaries	TCHR STR ENG	22.00	
				1105 Teachers Salaries Total																																22.00			
				1305 Supv, Admin, Instr Coaches Sal AP ELEM																																1.00			
				1305 Supv, Admin, Instr Coaches Sal PRIN ELEM LG																																1.00			
				1305 Supv, Admin, Instr Coaches Sal Total																																2.00			
				1 - Certificated Salaries Total																																24.00			
				2 - Classified Salaries																																			
				2405 Clerical Salaries																																ADMN ASST3	1.00		
				2405 Clerical Salaries Total																																1.00			
				2905 Otherclass Salaries																																NOON SUP	0.50		
				2905 Otherclass Salaries Total																																0.50			
				2 - Classified Salaries Total																																1.50			
				0000 General Purpose-unrestricted Total																																25.50			
				0002 Unrestricted Supplemental																																1 - Certificated Salaries	1105 Teachers Salaries	TCHR STIP	1.00
				1 - Certificated Salaries Total																																			1.00

Scope: The purpose of this report is to summarize the budgeted positons funded by Fund, Site Category, Site, Resource Type and Classification.

Sum of FTE Auth Accum								
Fund	Site Type	Site Code	Resource Type	Resource Code	Classification	Object Code	Job Class	Total
01 General Fund	Elementary School	106 Chabot	Unrestricted	0002 Unrestricted Supplemental	1 - Certificated Salaries	1105 Teachers Salaries Total		1.00
					1 - Certificated Salaries Total			1.00
				0002 Unrestricted Supplemental Total				1.00
			Unrestricted Total					26.50
			Restricted	3212 ESSER II	1 - Certificated Salaries	1105 Teachers Salaries	TCHR STIP	1.00
						1105 Teachers Salaries Total		1.00
						1119 Teacher On Spec Assin School	TSA CLA 11M	0.80
						1119 Teacher On Spec Assin School Total		0.80
					1 - Certificated Salaries Total			1.80
				3212 ESSER II Total				1.80
				3219 ELO ESSER III St Resv LL	1 - Certificated Salaries	1105 Teachers Salaries	FCL MAN DEV	0.50
						1105 Teachers Salaries Total		0.50
					1 - Certificated Salaries Total			0.50
				3219 ELO ESSER III St Resv LL Total				0.50
				3310 Se-idea Basic Grant PI94-142	2 - Classified Salaries	2105 Instraides Salaries	ISS	2.40
							PARA EDUCAT	0.80
						2105 Instraides Salaries Total		3.20
					2 - Classified Salaries Total			3.20
				3310 Se-idea Basic Grant PI94-142 Total				3.20
				6500 Special Education	1 - Certificated Salaries	1105 Teachers Salaries	TCHR RSP	1.00
							TCHR SDC NON	1.00
							TCHR SDC SEV	2.00
						1105 Teachers Salaries Total		4.00
					1 - Certificated Salaries Total			4.00
					2 - Classified Salaries	2105 Instraides Salaries	PARA EDUCAT	4.80
						2105 Instraides Salaries Total		4.80
					2 - Classified Salaries Total			4.80
				6500 Special Education Total				8.80
				9334 Measure G, Parcel Tax	1 - Certificated Salaries	1105 Teachers Salaries	TCHR ED ENHN	1.00
							TCHR STR ENG	0.20
						1105 Teachers Salaries Total		1.20
					1 - Certificated Salaries Total			1.20
				9334 Measure G, Parcel Tax Total				1.20
				9337 PTA LOCAL SCHOOLS	1 - Certificated Salaries	1105 Teachers Salaries	TCHR STR ENG	0.30
						1105 Teachers Salaries Total		0.30
					1 - Certificated Salaries Total			0.30
				9337 PTA LOCAL SCHOOLS Total				0.30
			Restricted Total					15.80
		106 Chabot Total						42.30
		107 East Oakland Pride	Unrestricted	0000 General Purpose-unrestricted	1 - Certificated Salaries	1105 Teachers Salaries	TCHR BILING	2.00
							TCHR STR ENG	7.00
						1105 Teachers Salaries Total		9.00
						1305 Supv, Admin, Instr Coaches Sal	PRIN ELEM LG	1.00
						1305 Supv, Admin, Instr Coaches Sal Total		1.00
					1 - Certificated Salaries Total			10.00
					2 - Classified Salaries	2205 Classsuppt Salaries	ATTEND SP	0.50
						2205 Classsuppt Salaries Total		0.50
						2405 Clerical Salaries	ADMNAST1B20	1.00
						2405 Clerical Salaries Total		1.00
						2905 Otherclass Salaries	NOON SUP	0.40
						2905 Otherclass Salaries Total		0.40
					2 - Classified Salaries Total			1.90
				0000 General Purpose-unrestricted Total				11.90
				0002 Unrestricted Supplemental	1 - Certificated Salaries	1119 Teacher On Spec Assin School	TSA CLA 10M	1.40
						1119 Teacher On Spec Assin School Total		1.40
					1 - Certificated Salaries Total			1.40
				0002 Unrestricted Supplemental Total				1.40
				0004 Central Concentration	1 - Certificated Salaries	1119 Teacher On Spec Assin School	TSA CLA 10M	0.50
						1119 Teacher On Spec Assin School Total		0.50
					1 - Certificated Salaries Total			0.50
					2 - Classified Salaries	2305 Supv&adm Salaries	PM COMMU SCH	0.58
						2305 Supv&adm Salaries Total		0.58
					2 - Classified Salaries Total			0.58
				0004 Central Concentration Total				1.08
			Unrestricted Total					14.38
			Restricted	3010 Title I-Basic Grant Low Income	1 - Certificated Salaries	1119 Teacher On Spec Assin School	TSA CLA 10M	0.70
						1119 Teacher On Spec Assin School Total		0.70
					1 - Certificated Salaries Total			0.70
				3010 Title I-Basic Grant Low Income Total				0.70

Scope: The purpose of this report is to summarize the budgeted positons funded by Fund, Site Category, Site, Resource Type and Classification.

Sum of FTE Auth Accum												
Fund	Site Type	Site Code	Resource Type	Resource Code	Classification	Object Code	Job Class	Total				
01 General Fund	Elementary School	107 East Oakland Pride	Restricted	3212 ESSER II	1 - Certificated Salaries	1119 Teacher On Spec Assin School	TSA CLA 10M	0.10				
						1119 Teacher On Spec Assin School Total		0.10				
					1 - Certificated Salaries Total			0.10				
				3212 ESSER II Total				0.10				
				3216 ELO Esser II St Reserve	2 - Classified Salaries	2305 Supv&adm Salaries	PM COMMU SCH	0.22				
						2305 Supv&adm Salaries Total		0.22				
					2 - Classified Salaries Total			0.22				
				3216 ELO Esser II St Reserve Total				0.22				
				3310 Se-idea Basic Grant PI94-142	2 - Classified Salaries	2105 Instraides Salaries	ISS	1.60				
						2105 Instraides Salaries Total		1.60				
					2 - Classified Salaries Total			1.60				
				3310 Se-idea Basic Grant PI94-142 Total				1.60				
				6500 Special Education	1 - Certificated Salaries	1105 Teachers Salaries	TCHR RSP	1.00				
							TCHR SDC NON	2.00				
						1105 Teachers Salaries Total		3.00				
					1 - Certificated Salaries Total			3.00				
				6500 Special Education Total				3.00				
				7426 Expanded Learning Opp Para	2 - Classified Salaries	2105 Instraides Salaries	EARL LIT TUT	1.20				
						2105 Instraides Salaries Total		1.20				
					2 - Classified Salaries Total			1.20				
				7426 Expanded Learning Opp Para Total				1.20				
				9236 Kenneth Rainin Foundation	2 - Classified Salaries	2105 Instraides Salaries	EARL LIT TUT	0.40				
						2105 Instraides Salaries Total		0.40				
					2 - Classified Salaries Total			0.40				
				9236 Kenneth Rainin Foundation Total				0.40				
				9334 Measure G, Parcel Tax	2 - Classified Salaries	2205 Classsuppt Salaries	LIBRARY TECH	0.50				
						2205 Classsuppt Salaries Total		0.50				
					2 - Classified Salaries Total			0.50				
				9334 Measure G, Parcel Tax Total				0.50				
					Restricted Total			7.72				
				107 East Oakland Pride Total				22.10				
				108 Cleveland	Unrestricted	0000 General Purpose-unrestricted	1 - Certificated Salaries	1105 Teachers Salaries	TCHR BILING			1.00
									TCHR STR ENG			14.00
								1105 Teachers Salaries Total				15.00
								1305 Supv, Admin, Instr Coaches Sal	PRIN ELEM SM			1.00
								1305 Supv, Admin, Instr Coaches Sal Total				1.00
							1 - Certificated Salaries Total					16.00
							2 - Classified Salaries	2405 Clerical Salaries	ADMNAST1B20			1.00
								2405 Clerical Salaries Total				1.00
							2 - Classified Salaries Total					1.00
				0000 General Purpose-unrestricted Total								17.00
				0002 Unrestricted Supplemental	1 - Certificated Salaries	1105 Teachers Salaries	TCHR STIP	0.40				
		1105 Teachers Salaries Total		0.40								
		1119 Teacher On Spec Assin School	TSA 10P	0.80								
		1119 Teacher On Spec Assin School Total		0.80								
	1 - Certificated Salaries Total			1.20								
0002 Unrestricted Supplemental Total				1.20								
	Unrestricted Total			18.20								
	Restricted	3010 Title I-Basic Grant Low Income	1 - Certificated Salaries	1119 Teacher On Spec Assin School	TSA 10P			0.20				
				1119 Teacher On Spec Assin School Total				0.20				
			1 - Certificated Salaries Total					0.20				
3010 Title I-Basic Grant Low Income Total								0.20				
3212 ESSER II	1 - Certificated Salaries	1105 Teachers Salaries	TCHR STR ENG	1.00								
		1105 Teachers Salaries Total		1.00								
	1 - Certificated Salaries Total			1.00								
3212 ESSER II Total				1.00								
3219 ELO ESSER III St Resv LL	2 - Classified Salaries	2305 Supv&adm Salaries	PM COMMU SCH	1.00								
		2305 Supv&adm Salaries Total		1.00								
	2 - Classified Salaries Total			1.00								
3219 ELO ESSER III St Resv LL Total				1.00								
6500 Special Education	1 - Certificated Salaries	1105 Teachers Salaries	TCHR RSP	1.00								
			TCHR SDC NON	1.00								
		1105 Teachers Salaries Total		2.00								
	1 - Certificated Salaries Total			2.00								
	2 - Classified Salaries	2105 Instraides Salaries	ISS	1.60								
			PARA EDUCAT	2.40								
		2105 Instraides Salaries Total		4.00								
	2 - Classified Salaries Total			4.00								
6500 Special Education Total				6.00								

Oakland Unified School District
2022-23 Unaudited Actuals

Scope: The purpose of this report is to summarize the budgeted positions funded by Fund, Site Category, Site, Resource Type and Classification.

Sum of FTE Auth Accum											
Fund	Site Type	Site Code	Resource Type	Resource Code	Classification	Object Code	Job Class	Total			
01 General Fund	Elementary School	108 Cleveland	Restricted	9334 Measure G, Parcel Tax	1 - Certificated Salaries	1105 Teachers Salaries	TCHR ED ENHN		0.80		
						1105 Teachers Salaries Total		0.80			
					1 - Certificated Salaries Total		0.80				
					2 - Classified Salaries	2205 Classssupt Salaries	LIBRARY TECH	0.80			
						2205 Classssupt Salaries Total		0.80			
					2 - Classified Salaries Total		0.80				
					9334 Measure G, Parcel Tax Total		1.60				
				Restricted Total		9.80					
				108 Cleveland Total		28.00					
				111 Crocker Highlands	Unrestricted	0000 General Purpose-unrestricted	1 - Certificated Salaries	1105 Teachers Salaries	TCHR STR ENG		16.00
								1105 Teachers Salaries Total		16.00	
							1 - Certificated Salaries Total		17.00		
							2 - Classified Salaries	2405 Clerical Salaries	ADMNASST120	1.00	
								2405 Clerical Salaries Total		1.00	
							2 - Classified Salaries Total		1.23		
							0000 General Purpose-unrestricted Total		18.23		
						0002 Unrestricted Supplemental	1 - Certificated Salaries	1105 Teachers Salaries	TCHR ED ENHN	0.15	
							1105 Teachers Salaries Total		0.15		
		1 - Certificated Salaries Total				0.15					
		0002 Unrestricted Supplemental Total				0.15					
		0004 Central Concentration	1 - Certificated Salaries			1105 Teachers Salaries	TCHR STIP	0.50			
			1105 Teachers Salaries Total				0.50				
		1 - Certificated Salaries Total				0.50					
			0004 Central Concentration Total				0.50				
		Unrestricted Total				18.88					
		111 Crocker Highlands Total	Restricted			3212 ESSER II	1 - Certificated Salaries	1119 Teacher On Spec Assin School TSA CLA 10M		0.50	
								1119 Teacher On Spec Assin School Total		0.50	
				1 - Certificated Salaries Total			0.50				
				3212 ESSER II Total			0.50				
				3213 ESSER III	1 - Certificated Salaries		1119 Teacher On Spec Assin School TSA CLA 10M	0.60			
					1119 Teacher On Spec Assin School Total			0.60			
				1 - Certificated Salaries Total		0.60					
				3213 ESSER III Total		0.60					
				3310 Se-idea Basic Grant PI94-142	2 - Classified Salaries	2105 Instraides Salaries	ISS	1.60			
					2105 Instraides Salaries Total		1.60				
				2 - Classified Salaries Total		1.60					
				3310 Se-idea Basic Grant PI94-142 Total		1.60					
				6500 Special Education	1 - Certificated Salaries	1105 Teachers Salaries	TCHR RSP	1.00			
					1105 Teachers Salaries Total	TCHR SDC NON	1.00				
				1 - Certificated Salaries Total		2.00					
				2 - Classified Salaries	2105 Instraides Salaries	PARA EDUCAT	0.80				
					2105 Instraides Salaries Total		0.80				
2 - Classified Salaries Total				0.80							
	6500 Special Education Total		2.80								
9334 Measure G, Parcel Tax	1 - Certificated Salaries	1105 Teachers Salaries	TCHR ED ENHN	0.85							
	1105 Teachers Salaries Total		0.85								
1 - Certificated Salaries Total		0.85									
	9334 Measure G, Parcel Tax Total		0.85								
Restricted Total		6.35									
111 Crocker Highlands Total		25.23									
112 Greenleaf Elementary	Unrestricted	0000 General Purpose-unrestricted	1 - Certificated Salaries	1105 Teachers Salaries	TCHR BILING	8.00					
					TCHR ED ENHN	0.10					
					TCHR STR ENG	5.00					
				1105 Teachers Salaries Total		13.10					
				1119 Teacher On Spec Assin School TSA CLA 10M		5.00					
				1119 Teacher On Spec Assin School Total		5.00					
		1 - Certificated Salaries Total		19.10							
		2 - Classified Salaries	2205 Classssupt Salaries	ATTEND SP BI	1.00						
			2205 Classssupt Salaries Total		1.00						
			2405 Clerical Salaries	ADMNAST1B20	1.00						
			2405 Clerical Salaries Total		1.00						
			2905 Otherclass Salaries	NOON SUP	0.40						
			1305 Supv, Admin, Instr Coaches Sal PRIN ELEM LG		1.00						
			1305 Supv, Admin, Instr Coaches Sal Total		1.00						
			2205 Classssupt Salaries	ATTEND SP BI	1.00						
			2205 Classssupt Salaries Total		1.00						
			2405 Clerical Salaries	ADMNAST1B20	1.00						
			2405 Clerical Salaries Total		1.00						
	2905 Otherclass Salaries	NOON SUP	0.40								

Scope: The purpose of this report is to summarize the budgeted positons funded by Fund, Site Category, Site, Resource Type and Classification.

Sum of FTE Auth Accum								
Fund	Site Type	Site Code	Resource Type	Resource Code	Classification	Object Code	Job Class	Total
01 General Fund	Elementary School	112 Greenleaf Elementary	Unrestricted	0000 General Purpose-unrestricted	2 - Classified Salaries	2905 Otherclass Salaries Total		0.40
					2 - Classified Salaries Total			2.40
				0000 General Purpose-unrestricted Total				21.50
				0002 Unrestricted Supplemental	1 - Certificated Salaries	1105 Teachers Salaries	TCHR ED ENHN	0.25
							TCHR STIP	1.00
						1105 Teachers Salaries Total		1.25
						1119 Teacher On Spec Assin School	TSA CLA 11M	0.40
						1119 Teacher On Spec Assin School Total		0.40
					1 - Certificated Salaries Total			1.65
					2 - Classified Salaries	2405 Clerical Salaries	OUT CONSULT	0.25
						2405 Clerical Salaries Total		0.25
						2905 Otherclass Salaries	NOON SUP	0.20
						2905 Otherclass Salaries Total		0.20
					2 - Classified Salaries Total			0.45
				0002 Unrestricted Supplemental Total				2.10
				0004 Central Concentration	1 - Certificated Salaries	1119 Teacher On Spec Assin School	TSA CLA 11M	1.00
						1119 Teacher On Spec Assin School Total		1.00
					1 - Certificated Salaries Total			1.00
					2 - Classified Salaries	2405 Clerical Salaries	OUT CONSULT	0.75
						2405 Clerical Salaries Total		0.75
					2 - Classified Salaries Total			0.75
				0004 Central Concentration Total				1.75
			Unrestricted Total					25.35
			Restricted	3010 Title I-Basic Grant Low Income	1 - Certificated Salaries	1119 Teacher On Spec Assin School	TSA CLA 11M	1.00
						1119 Teacher On Spec Assin School Total		1.00
					1 - Certificated Salaries Total			1.00
				3010 Title I-Basic Grant Low Income Total				1.00
				3182 ESSA: Comp Support & Improvi	1 - Certificated Salaries	1119 Teacher On Spec Assin School	PM COMMU SCH	1.00
						1119 Teacher On Spec Assin School Total		1.00
					1 - Certificated Salaries Total			1.00
				3182 ESSA: Comp Support & Improvmt Total				1.00
				3212 ESSER II	1 - Certificated Salaries	1119 Teacher On Spec Assin School	TSA CLA 10M	1.00
						1119 Teacher On Spec Assin School Total		1.00
					1 - Certificated Salaries Total			1.00
				3212 ESSER II Total				1.00
				6500 Special Education	1 - Certificated Salaries	1105 Teachers Salaries	TCHR RSP	3.00
						1105 Teachers Salaries Total		3.00
					1 - Certificated Salaries Total			3.00
					2 - Classified Salaries	2105 Instraides Salaries	PARA EDUCAT	1.60
						2105 Instraides Salaries Total		1.60
					2 - Classified Salaries Total			1.60
				6500 Special Education Total				4.60
				7425 Expanded Learning Opp Prop98	2 - Classified Salaries	2905 Otherclass Salaries	NOON SUP	0.40
						2905 Otherclass Salaries Total		0.40
					2 - Classified Salaries Total			0.40
				7425 Expanded Learning Opp Prop98 Total				0.40
				7426 Expanded Learning Opp Para	2 - Classified Salaries	2105 Instraides Salaries	EARL LIT TUT	1.80
						2105 Instraides Salaries Total		1.80
					2 - Classified Salaries Total			1.80
				7426 Expanded Learning Opp Para Total				1.80
				9236 Kenneth Rainin Foundation	2 - Classified Salaries	2105 Instraides Salaries	EARL LIT TUT	0.60
						2105 Instraides Salaries Total		0.60
					2 - Classified Salaries Total			0.60
				9236 Kenneth Rainin Foundation Total				0.60
				9283 Salesforce.org	1 - Certificated Salaries	1119 Teacher On Spec Assin School	TSA CLA 11M	0.60
						1119 Teacher On Spec Assin School Total		0.60
					1 - Certificated Salaries Total			0.60
				9283 Salesforce.org Total				0.60
				9332 Measure G1 Parcel Tx	1 - Certificated Salaries	1105 Teachers Salaries	TCHR ED ENHN	0.80
						1105 Teachers Salaries Total		0.80
					1 - Certificated Salaries Total			0.80
				9332 Measure G1 Parcel Tx Total				0.80
				9334 Measure G, Parcel Tax	1 - Certificated Salaries	1105 Teachers Salaries	TCHR ED ENHN	0.85
						1105 Teachers Salaries Total		0.85
					1 - Certificated Salaries Total			0.85
				9334 Measure G, Parcel Tax Total				0.85
			Restricted Total					12.65
		112 Greenleaf Elementary Total						38.00
		114 Global Family School	Unrestricted	0000 General Purpose-unrestricted	1 - Certificated Salaries	1105 Teachers Salaries	TCHR BILING	13.00

Scope: The purpose of this report is to summarize the budgeted positions funded by Fund, Site Category, Site, Resource Type and Classification.

Sum of FTE Auth Accum											
Fund	Site Type	Site Code	Resource Type	Resource Code	Classification	Object Code	Job Class	Total			
01 General Fund	Elementary School	114 Global Family School	Unrestricted	0000 General Purpose-unrestricted	1 - Certificated Salaries	1105 Teachers Salaries	TCHR STR ENG	3.00			
						1105 Teachers Salaries Total		16.00			
						1305 Supv, Admin, Instr Coaches Sal PRIN ELEM LG		1.00			
						1305 Supv, Admin, Instr Coaches Sal Total		1.00			
								1 - Certificated Salaries Total		17.00	
								2 - Classified Salaries			
								2205 Classssupt Salaries	ATTEND SP BI	0.50	
								2205 Classssupt Salaries Total		0.50	
								2405 Clerical Salaries	ADMNASST3 BI	1.00	
								2405 Clerical Salaries Total		1.00	
								2905 Otherclass Salaries	NOON SUP	0.67	
								2905 Otherclass Salaries Total		0.67	
								2 - Classified Salaries Total		2.17	
								0000 General Purpose-unrestricted Total		19.17	
								0002 Unrestricted Supplemental	1 - Certificated Salaries		
									1105 Teachers Salaries	TCHR BILING	1.00
										TCHR ED ENHN	0.00
										TCHR STIP	0.00
									1105 Teachers Salaries Total		1.00
									1119 Teacher On Spec Assin School TSA CLA 10M		0.20
									1119 Teacher On Spec Assin School Total		0.20
									1 - Certificated Salaries Total		1.20
									2 - Classified Salaries		
									2905 Otherclass Salaries	NOON SUP	0.86
									2905 Otherclass Salaries Total		0.86
									2 - Classified Salaries Total		0.86
								0002 Unrestricted Supplemental Total		2.06	
								0004 Central Concentration	1 - Certificated Salaries		
									1119 Teacher On Spec Assin School TSA CLA 10M		1.00
									1119 Teacher On Spec Assin School Total		1.00
									1 - Certificated Salaries Total		1.00
									2 - Classified Salaries		
									2305 Supv&adm Salaries	PM COMMU SCH	0.75
									2305 Supv&adm Salaries Total		0.75
									2 - Classified Salaries Total		0.75
								0004 Central Concentration Total		1.75	
								Unrestricted Total		22.98	
								Restricted			
								3010 Title I-Basic Grant Low Income	1 - Certificated Salaries		
									1105 Teachers Salaries	TCHR STIP	1.40
									1105 Teachers Salaries Total		1.40
									1 - Certificated Salaries Total		1.40
									2 - Classified Salaries		
									2305 Supv&adm Salaries	PM COMMU SCH	0.25
									2305 Supv&adm Salaries Total		0.25
									2 - Classified Salaries Total		0.25
								3010 Title I-Basic Grant Low Income Total		1.65	
		3182 ESSA: Comp Support & Improv	1 - Certificated Salaries								
			1105 Teachers Salaries	TCHR ED ENHN	0.10						
				TCHR STIP	1.60						
			1105 Teachers Salaries Total		1.70						
			1119 Teacher On Spec Assin School TSA PS 12M		1.00						
			1119 Teacher On Spec Assin School Total		1.00						
			1 - Certificated Salaries Total		2.70						
			2 - Classified Salaries								
			2205 Classssupt Salaries	ATTEND SP BI	0.50						
				LIBRARY TECH	0.15						
			2205 Classssupt Salaries Total		0.65						
			2 - Classified Salaries Total		0.65						
		3182 ESSA: Comp Support & Improvmt Total		3.35							
		3213 ESSER III	1 - Certificated Salaries								
			1105 Teachers Salaries	TCHR STR ENG	1.00						
			1105 Teachers Salaries Total		1.00						
			1 - Certificated Salaries Total		1.00						
		3213 ESSER III Total		1.00							
		6500 Special Education	1 - Certificated Salaries								
			1105 Teachers Salaries	TCHR RSP	2.00						
				TCHR SDC NON	2.00						
			1105 Teachers Salaries Total		4.00						
			1 - Certificated Salaries Total		4.00						
			2 - Classified Salaries								
			2105 Instraides Salaries	PARA EDUCAT	3.20						
			2105 Instraides Salaries Total		3.20						
			2 - Classified Salaries Total		3.20						
		6500 Special Education Total		7.20							
		7812 Early Literacy Support Block	1 - Certificated Salaries								
			1105 Teachers Salaries	TCHR STIP	1.00						
			1105 Teachers Salaries Total		1.00						
			1119 Teacher On Spec Assin School TSA CLA 10M		0.60						
			1119 Teacher On Spec Assin School Total		0.60						
			1 - Certificated Salaries Total		1.60						
		7812 Early Literacy Support Block Total		1.60							
		9334 Measure G, Parcel Tax	1 - Certificated Salaries								
			1105 Teachers Salaries	TCHR ED ENHN	0.90						

Scope: The purpose of this report is to summarize the budgeted positions funded by Fund, Site Category, Site, Resource Type and Classification.

Sum of FTE Auth Accum								
Fund	Site Type	Site Code	Resource Type	Resource Code	Classification	Object Code	Job Class	Total
01 General Fund	Elementary School	114 Global Family School	Restricted	9334 Measure G, Parcel Tax	1 - Certificated Salaries	1105 Teachers Salaries Total		0.90
					1 - Certificated Salaries Total		0.90	
					2 - Classified Salaries	2205 Classssupt Salaries	LIBRARY TECH	0.85
						2205 Classssupt Salaries Total		0.85
					2 - Classified Salaries Total			0.85
				9334 Measure G, Parcel Tax Total				1.75
			Restricted Total					16.55
		114 Global Family School Total						39.53
		115 Emerson Elementary	Unrestricted	0000 General Purpose-unrestricted	1 - Certificated Salaries	1105 Teachers Salaries	TCHR STR ENG	13.00
						1105 Teachers Salaries Total		13.00
						1305 Supv, Admin, Instr Coaches Sal	PRIN ELEM SM	1.00
						1305 Supv, Admin, Instr Coaches Sal Total		1.00
					1 - Certificated Salaries Total			14.00
					2 - Classified Salaries	2205 Classssupt Salaries	ATTEND SP	0.50
						2205 Classssupt Salaries Total		0.50
						2405 Clerical Salaries	ADMNASST120	1.00
						2405 Clerical Salaries Total		1.00
						2905 Otherclass Salaries	NOON SUP	0.40
						2905 Otherclass Salaries Total		0.40
					2 - Classified Salaries Total			1.90
				0000 General Purpose-unrestricted Total				15.90
				0002 Unrestricted Supplemental	1 - Certificated Salaries	1105 Teachers Salaries	TCHR STIP	1.00
						1105 Teachers Salaries Total		1.00
					1 - Certificated Salaries Total			1.00
					2 - Classified Salaries	2105 Instraides Salaries	EARL LIT TUT	0.80
						2105 Instraides Salaries Total		0.80
						2205 Classssupt Salaries	ATTEND SP	0.50
							RECESS COACH	0.60
						2205 Classssupt Salaries Total		1.10
						2305 Supv&adm Salaries	PM COM SCH11	0.27
						2305 Supv&adm Salaries Total		0.27
					2 - Classified Salaries Total			2.17
				0002 Unrestricted Supplemental Total				3.17
				0004 Central Concentration	2 - Classified Salaries	2305 Supv&adm Salaries	PM COM SCH11	0.40
						2305 Supv&adm Salaries Total		0.40
					2 - Classified Salaries Total			0.40
				0004 Central Concentration Total				0.40
			Unrestricted Total					19.47
			Restricted	3010 Title I-Basic Grant Low Income	1 - Certificated Salaries	1105 Teachers Salaries	TCHR STIP	1.00
						1105 Teachers Salaries Total		1.00
					1 - Certificated Salaries Total			1.00
				3010 Title I-Basic Grant Low Income Total				1.00
				3182 ESSA: Comp Support & Improvi	1 - Certificated Salaries	1119 Teacher On Spec Assin School	TSA CLA 10M	1.00
						1119 Teacher On Spec Assin School Total		1.00
					1 - Certificated Salaries Total			1.00
					2 - Classified Salaries	2105 Instraides Salaries	EARL LIT TUT	0.40
						2105 Instraides Salaries Total		0.40
					2 - Classified Salaries Total			0.40
				3182 ESSA: Comp Support & Improvmt Total				1.40
				3216 ELO Esser II St Reserve	2 - Classified Salaries	2305 Supv&adm Salaries	PM COM SCH11	0.33
						2305 Supv&adm Salaries Total		0.33
					2 - Classified Salaries Total			0.33
				3216 ELO Esser II St Reserve Total				0.33
				3219 ELO ESSER III St Resv LL	1 - Certificated Salaries	1105 Teachers Salaries	FCL MAN DEV	0.50
						1105 Teachers Salaries Total		0.50
					1 - Certificated Salaries Total			0.50
				3219 ELO ESSER III St Resv LL Total				0.50
				3310 Se-idea Basic Grant PI94-142	2 - Classified Salaries	2105 Instraides Salaries	ISS	1.60
						2105 Instraides Salaries Total		1.60
					2 - Classified Salaries Total			1.60
				3310 Se-idea Basic Grant PI94-142 Total				1.60
				6500 Special Education	1 - Certificated Salaries	1105 Teachers Salaries	TCHR SDC NON	2.00
							TCHR SDC SEV	2.00
						1105 Teachers Salaries Total		4.00
					1 - Certificated Salaries Total			4.00
					2 - Classified Salaries	2105 Instraides Salaries	ISS	3.20
							PARA EDUCAT	1.60
						2105 Instraides Salaries Total		4.80
					2 - Classified Salaries Total			4.80

Scope: The purpose of this report is to summarize the budgeted positons funded by Fund, Site Category, Site, Resource Type and Classification.

Sum of FTE Auth Accum										
Fund	Site Type	Site Code	Resource Type	Resource Code	Classification	Object Code	Job Class	Total		
01 General Fund	Elementary School	115 Emerson Elementary	Restricted	6500 Special Education Total				8.80		
				7426 Expanded Learning Opp Para	2 - Classified Salaries	2105 Instraides Salaries	EARL LIT TUT	1.20		
						2105 Instraides Salaries Total		1.20		
					2 - Classified Salaries Total			1.20		
				7426 Expanded Learning Opp Para Total				1.20		
				9236 Kenneth Rainin Foundation	2 - Classified Salaries	2105 Instraides Salaries	EARL LIT TUT	0.40		
						2105 Instraides Salaries Total		0.40		
					2 - Classified Salaries Total			0.40		
				9236 Kenneth Rainin Foundation Total				0.40		
				9334 Measure G, Parcel Tax	1 - Certificated Salaries	1105 Teachers Salaries	TCHR ED ENHN	0.75		
						1105 Teachers Salaries Total		0.75		
					1 - Certificated Salaries Total			0.75		
					2 - Classified Salaries	2205 Classssuppt Salaries	LIBRARY TECH	1.00		
						2205 Classssuppt Salaries Total		1.00		
					2 - Classified Salaries Total			1.00		
				9334 Measure G, Parcel Tax Total		1.75				
						16.98				
				Restricted Total		36.45				
				115 Emerson Elementary Total						
				116 Franklin	Unrestricted	0000 General Purpose-unrestricted	1 - Certificated Salaries	1105 Teachers Salaries	TCHR BILING	4.00
								TCHR STR ENG		15.00
								1105 Teachers Salaries Total		19.00
								1305 Supv, Admin, Instr Coaches Sal	PRIN ELEM LG	1.00
								1305 Supv, Admin, Instr Coaches Sal Total		1.00
							1 - Certificated Salaries Total			20.00
							2 - Classified Salaries	2205 Classssuppt Salaries	ATTEND SP	0.50
								2205 Classssuppt Salaries Total		0.50
								2405 Clerical Salaries	ADMNASST2BI	1.00
								2405 Clerical Salaries Total		1.00
								2905 Otherclass Salaries	NOON SUP	0.21
								2905 Otherclass Salaries Total		0.21
							2 - Classified Salaries Total			1.71
						0000 General Purpose-unrestricted Total				21.71
						0002 Unrestricted Supplemental	1 - Certificated Salaries	1105 Teachers Salaries	TCHR ED ENHN	0.80
									TCHR STIP	0.20
								1105 Teachers Salaries Total		1.00
							1 - Certificated Salaries Total			1.00
							2 - Classified Salaries	2405 Clerical Salaries	CLKTYPINT BI	0.80
								2405 Clerical Salaries Total		0.80
								2905 Otherclass Salaries	NOON SUP	0.37
								2905 Otherclass Salaries Total		0.37
							2 - Classified Salaries Total			1.17
						0002 Unrestricted Supplemental Total				2.17
						0004 Central Concentration	1 - Certificated Salaries	1119 Teacher On Spec Assin School	TSA CLA 10M	0.50
								1119 Teacher On Spec Assin School Total		0.50
						1205 Pupilsuppt Salaries	SOC WRKR	0.50		
						1205 Pupilsuppt Salaries Total		0.50		
					1 - Certificated Salaries Total			1.00		
				0004 Central Concentration Total				1.00		
								24.88		
					Unrestricted Total			24.88		
					Restricted					
				3010 Title I-Basic Grant Low Income	1 - Certificated Salaries	1105 Teachers Salaries	TCHR STIP	0.80		
						1105 Teachers Salaries Total		0.80		
						1205 Pupilsuppt Salaries	SOC WRKR	0.30		
						1205 Pupilsuppt Salaries Total		0.30		
					1 - Certificated Salaries Total			1.10		
					2 - Classified Salaries	2105 Instraides Salaries	IA BI	0.80		
						2105 Instraides Salaries Total		0.80		
					2 - Classified Salaries Total			0.80		
				3010 Title I-Basic Grant Low Income Total				1.90		
				3212 ESSER II	1 - Certificated Salaries	1205 Pupilsuppt Salaries	LIBRARIAN	0.20		
						1205 Pupilsuppt Salaries Total		0.20		
					1 - Certificated Salaries Total			0.20		
				3212 ESSER II Total				0.20		
				3213 ESSER III	1 - Certificated Salaries	1119 Teacher On Spec Assin School	TSA CLA 10M	1.00		
						1119 Teacher On Spec Assin School Total		1.00		
					1 - Certificated Salaries Total			1.00		
				3213 ESSER III Total				1.00		
				3216 ELO Esser II St Reserve	2 - Classified Salaries	2205 Classssuppt Salaries	ATTEND SP	0.50		
						2205 Classssuppt Salaries Total		0.50		
					2 - Classified Salaries Total			0.50		

Scope: The purpose of this report is to summarize the budgeted positons funded by Fund, Site Category, Site, Resource Type and Classification.

Sum of FTE Auth Accum								
Fund	Site Type	Site Code	Resource Type	Resource Code	Classification	Object Code	Job Class	Total
01 General Fund	Elementary School	116 Franklin	Restricted	3216 ELO Esser II St Reserve Total				0.50
				3310 Se-idea Basic Grant PI94-142	2 - Classified Salaries	2105 Instraides Salaries	ISS	0.80
							PARA EDUCAT	0.80
						2105 Instraides Salaries Total		1.60
					2 - Classified Salaries Total			1.60
				3310 Se-idea Basic Grant PI94-142 Total				1.60
				6332 CCSPP Implementation Grant	1 - Certificated Salaries	1119 Teacher On Spec Assin School	TSA CLA 10M	0.50
						1119 Teacher On Spec Assin School Total		0.50
					1 - Certificated Salaries Total			0.50
					2 - Classified Salaries	2305 Supv&adm Salaries	PM COMMU SCH	1.00
						2305 Supv&adm Salaries Total		1.00
					2 - Classified Salaries Total			1.00
				6332 CCSPP Implementation Grant Total				1.50
				6500 Special Education	1 - Certificated Salaries	1105 Teachers Salaries	TCHR RSP	1.00
							TCHR SDC NON	1.00
							TCHR SDC SEV	1.00
						1105 Teachers Salaries Total		3.00
					1 - Certificated Salaries Total			3.00
					2 - Classified Salaries	2105 Instraides Salaries	IA SPED	0.80
							PARA EDUCAT	4.00
						2105 Instraides Salaries Total		4.80
					2 - Classified Salaries Total			4.80
				6500 Special Education Total				7.80
				7426 Expanded Learning Opp Para	2 - Classified Salaries	2105 Instraides Salaries	EARL LIT TUT	2.50
						2105 Instraides Salaries Total		2.50
					2 - Classified Salaries Total			2.50
				7426 Expanded Learning Opp Para Total				2.50
				9236 Kenneth Rainin Foundation	2 - Classified Salaries	2105 Instraides Salaries	EARL LIT TUT	0.70
						2105 Instraides Salaries Total		0.70
					2 - Classified Salaries Total			0.70
				9236 Kenneth Rainin Foundation Total				0.70
				9334 Measure G, Parcel Tax	1 - Certificated Salaries	1105 Teachers Salaries	TCHR ED ENHN	1.00
						1105 Teachers Salaries Total		1.00
						1205 Pupilsuppt Salaries	LIBRARIAN	0.60
						1205 Pupilsuppt Salaries Total		0.60
					1 - Certificated Salaries Total			1.60
				9334 Measure G, Parcel Tax Total				1.60
			Restricted Total					19.30
		116 Franklin Total						44.18
		117 Fruitvale	Unrestricted	0000 General Purpose-unrestricted	1 - Certificated Salaries	1105 Teachers Salaries	TCHR BILING	1.00
							TCHR STR ENG	5.00
						1105 Teachers Salaries Total		6.00
						1305 Supv, Admin, Instr Coaches Sal	PRIN ELEM LG	1.00
						1305 Supv, Admin, Instr Coaches Sal Total		1.00
					1 - Certificated Salaries Total			7.00
					2 - Classified Salaries	2205 Classsuppt Salaries	ATTEND SP	0.50
						2205 Classsuppt Salaries Total		0.50
						2405 Clerical Salaries	ADMNAST1B20	1.00
						2405 Clerical Salaries Total		1.00
						2905 Otherclass Salaries	NOON SUP	0.40
						2905 Otherclass Salaries Total		0.40
					2 - Classified Salaries Total			1.90
				0000 General Purpose-unrestricted Total				8.90
				0002 Unrestricted Supplemental	1 - Certificated Salaries	1105 Teachers Salaries	TCHR ED ENHN	0.35
						1105 Teachers Salaries Total		0.35
						1119 Teacher On Spec Assin School	TSA CLA 11M	0.40
						1119 Teacher On Spec Assin School Total		0.40
					1 - Certificated Salaries Total			0.75
					2 - Classified Salaries	2305 Supv&adm Salaries	PM COMMU SCH	0.60
						2305 Supv&adm Salaries Total		0.60
						2905 Otherclass Salaries	NOON SUP	0.50
						2905 Otherclass Salaries Total		0.50
					2 - Classified Salaries Total			1.10
				0002 Unrestricted Supplemental Total				1.85
				0004 Central Concentration	2 - Classified Salaries	2305 Supv&adm Salaries	PM COMMU SCH	0.40
						2305 Supv&adm Salaries Total		0.40
					2 - Classified Salaries Total			0.40
				0004 Central Concentration Total				0.40
			Unrestricted Total					11.15

Scope: The purpose of this report is to summarize the budgeted positions funded by Fund, Site Category, Site, Resource Type and Classification.

Sum of FTE Auth Accum								
Fund	Site Type	Site Code	Resource Type	Resource Code	Classification	Object Code	Job Class	Total
01 General Fund	Elementary School	117 Fruitvale	Restricted	3010 Title I-Basic Grant Low Income	1 - Certificated Salaries	1119 Teacher On Spec Assin School	TSA CLA 11M	0.60
						1119 Teacher On Spec Assin School Total		0.60
					1 - Certificated Salaries Total			0.60
				3010 Title I-Basic Grant Low Income Total				0.60
				3212 ESSER II	1 - Certificated Salaries	1105 Teachers Salaries	TCHR STR ENG	2.00
						1105 Teachers Salaries Total		2.00
						1119 Teacher On Spec Assin School	TSA CLA 10M	1.00
						1119 Teacher On Spec Assin School Total		1.00
					1 - Certificated Salaries Total			3.00
				3212 ESSER II Total				3.00
				3213 ESSER III	1 - Certificated Salaries	1105 Teachers Salaries	TCHR STIP	1.00
						1105 Teachers Salaries Total		1.00
					1 - Certificated Salaries Total			1.00
				3213 ESSER III Total				1.00
				3216 ELO Esser II St Reserve	2 - Classified Salaries	2205 Classsuppt Salaries	ATTEND SP	0.50
						2205 Classsuppt Salaries Total		0.50
					2 - Classified Salaries Total			0.50
				3216 ELO Esser II St Reserve Total				0.50
				3310 Se-idea Basic Grant PI94-142	2 - Classified Salaries	2105 Instraides Salaries	ISS	1.60
						2105 Instraides Salaries Total		1.60
					2 - Classified Salaries Total			1.60
				3310 Se-idea Basic Grant PI94-142 Total				1.60
				6500 Special Education	1 - Certificated Salaries	1105 Teachers Salaries	TCHR RSP	1.00
							TCHR SDC NON	3.00
						1105 Teachers Salaries Total		4.00
					1 - Certificated Salaries Total			4.00
					2 - Classified Salaries	2105 Instraides Salaries	PARA EDUCAT	4.80
						2105 Instraides Salaries Total		4.80
					2 - Classified Salaries Total			4.80
				6500 Special Education Total				8.80
				7426 Expanded Learning Opp Para	2 - Classified Salaries	2105 Instraides Salaries	EARL LIT TUT	0.60
						2105 Instraides Salaries Total		0.60
					2 - Classified Salaries Total			0.60
				7426 Expanded Learning Opp Para Total				0.60
				9011 Donations	1 - Certificated Salaries	1105 Teachers Salaries	TCHR ED ENHN	0.10
						1105 Teachers Salaries Total		0.10
					1 - Certificated Salaries Total			0.10
				9011 Donations Total				0.10
				9236 Kenneth Rainin Foundation	2 - Classified Salaries	2105 Instraides Salaries	EARL LIT TUT	0.20
						2105 Instraides Salaries Total		0.20
					2 - Classified Salaries Total			0.20
				9236 Kenneth Rainin Foundation Total				0.20
				9334 Measure G, Parcel Tax	1 - Certificated Salaries	1105 Teachers Salaries	TCHR ED ENHN	0.55
						1105 Teachers Salaries Total		0.55
					1 - Certificated Salaries Total			0.55
					2 - Classified Salaries	2205 Classsuppt Salaries	LIBRARY TECH	0.80
						2205 Classsuppt Salaries Total		0.80
					2 - Classified Salaries Total			0.80
				9334 Measure G, Parcel Tax Total				1.35
			Restricted Total					17.75
		117 Fruitvale Total						28.90
		118 Garfield	Unrestricted	0000 General Purpose-unrestricted	1 - Certificated Salaries	1105 Teachers Salaries	TCHR STR ENG	17.00
						1105 Teachers Salaries Total		17.00
					1 - Certificated Salaries Total			17.00
					2 - Classified Salaries	1305 Supv, Admin, Instr Coaches Sal	PRIN ELEM LG	1.00
						1305 Supv, Admin, Instr Coaches Sal Total		1.00
					2 - Classified Salaries Total			1.00
						2205 Classsuppt Salaries	ATTEND SP BI	0.50
						2205 Classsuppt Salaries Total		0.50
						2405 Clerical Salaries	ADMNAST1B24	1.00
						2405 Clerical Salaries Total		1.00
						2905 Otherclass Salaries	NOON SUP	0.75
						2905 Otherclass Salaries Total		0.75
					2 - Classified Salaries Total			2.25
				0000 General Purpose-unrestricted Total				20.25
				0002 Unrestricted Supplemental	1 - Certificated Salaries	1105 Teachers Salaries	TCHR ED ENHN	0.60
							TCHR STIP	1.00
							TCHR STR ENG	1.00
						1105 Teachers Salaries Total		2.60
						1119 Teacher On Spec Assin School	TSA CLA 11M	0.80

Scope: The purpose of this report is to summarize the budgeted positions funded by Fund, Site Category, Site, Resource Type and Classification.

Sum of FTE Auth Accum								
Fund	Site Type	Site Code	Resource Type	Resource Code	Classification	Object Code	Job Class	Total
01 General Fund	Elementary School	118 Garfield	Unrestricted	0002 Unrestricted Supplemental	1 - Certificated Salaries	1119 Teacher On Spec Assin School Total		0.80
					1 - Certificated Salaries Total			3.40
				0002 Unrestricted Supplemental Total				3.40
				0004 Central Concentration	1 - Certificated Salaries	1119 Teacher On Spec Assin School TSA CLA 10M		0.50
						1119 Teacher On Spec Assin School Total		0.50
					1 - Certificated Salaries Total			0.50
					2 - Classified Salaries	2205 Classssuppt Salaries	ATTEND SP BI	0.50
						2205 Classssuppt Salaries Total		0.50
						2905 Otherclass Salaries	NOON SUP	0.25
						2905 Otherclass Salaries Total		0.25
					2 - Classified Salaries Total			0.75
				0004 Central Concentration Total				1.25
			Unrestricted Total					24.90
			Restricted	3010 Title I-Basic Grant Low Income	1 - Certificated Salaries	1105 Teachers Salaries	TCHR ED ENHN	0.35
						1105 Teachers Salaries Total		0.35
					1 - Certificated Salaries Total			0.35
				3010 Title I-Basic Grant Low Income Total				0.35
				3212 ESSER II	1 - Certificated Salaries	1119 Teacher On Spec Assin School TSA CLA 10M		0.50
						1119 Teacher On Spec Assin School Total		0.50
					1 - Certificated Salaries Total			0.50
				3212 ESSER II Total				0.50
				3216 ELO Esser II St Reserve	1 - Certificated Salaries	1305 Supv, Admin, Instr Coaches Sal AP ELEM		1.00
						1305 Supv, Admin, Instr Coaches Sal Total		1.00
					1 - Certificated Salaries Total			1.00
					2 - Classified Salaries	2205 Classssuppt Salaries	FACRESTORJUS	1.00
						2205 Classssuppt Salaries Total		1.00
					2 - Classified Salaries Total			1.00
				3216 ELO Esser II St Reserve Total				2.00
				3218 ELO ESSER III St Resv Emergn	2 - Classified Salaries	2905 Otherclass Salaries	NOON SUP	0.40
						2905 Otherclass Salaries Total		0.40
					2 - Classified Salaries Total			0.40
				3218 ELO ESSER III St Resv Emergncy Total				0.40
				3219 ELO ESSER III St Resv LL	2 - Classified Salaries	2305 Supv&adm Salaries	PM COMMU SCH	1.00
						2305 Supv&adm Salaries Total		1.00
					2 - Classified Salaries Total			1.00
				3219 ELO ESSER III St Resv LL Total				1.00
				3310 Se-idea Basic Grant PI94-142	2 - Classified Salaries	2105 Instraides Salaries	ISS	1.60
						2105 Instraides Salaries Total	PARA EDUCAT	0.80
					2 - Classified Salaries Total			2.40
				3310 Se-idea Basic Grant PI94-142 Total				2.40
				6500 Special Education	1 - Certificated Salaries	1105 Teachers Salaries	TCHR RSP	1.00
						1105 Teachers Salaries Total	TCHR SDC NON	1.00
							TCHR SDC SEV	2.00
					1 - Certificated Salaries Total			4.00
					2 - Classified Salaries	2105 Instraides Salaries	PARA EDUCAT	4.80
						2105 Instraides Salaries Total		4.80
					2 - Classified Salaries Total			4.80
				6500 Special Education Total				8.80
				7425 Expanded Learning Opp Prop98	2 - Classified Salaries	2305 Supv&adm Salaries	PM COMMU SCH	0.00
						2305 Supv&adm Salaries Total		0.00
						2905 Otherclass Salaries	NOON SUP	0.40
						2905 Otherclass Salaries Total		0.40
					2 - Classified Salaries Total			0.40
				7425 Expanded Learning Opp Prop98 Total				0.40
				7426 Expanded Learning Opp Para	2 - Classified Salaries	2105 Instraides Salaries	EARL LIT TUT	1.80
						2105 Instraides Salaries Total		1.80
					2 - Classified Salaries Total			1.80
				7426 Expanded Learning Opp Para Total				1.80
				9236 Kenneth Rainin Foundation	2 - Classified Salaries	2105 Instraides Salaries	EARL LIT TUT	0.60
						2105 Instraides Salaries Total		0.60
					2 - Classified Salaries Total			0.60
				9236 Kenneth Rainin Foundation Total				0.60
				9334 Measure G, Parcel Tax	1 - Certificated Salaries	1105 Teachers Salaries	TCHR ED ENHN	1.15
						1105 Teachers Salaries Total		1.15
					1 - Certificated Salaries Total			1.15
					2 - Classified Salaries	2205 Classssuppt Salaries	LIBRARY TECH	0.80
						2205 Classssuppt Salaries Total		0.80

Scope: The purpose of this report is to summarize the budgeted positons funded by Fund, Site Category, Site, Resource Type and Classification.

Sum of FTE Auth Accum								
Fund	Site Type	Site Code	Resource Type	Resource Code	Classification	Object Code	Job Class	Total
01 General Fund	Elementary School	118 Garfield	Restricted	9334 Measure G, Parcel Tax	2 - Classified Salaries Total			0.80
				9334 Measure G, Parcel Tax Total				1.95
			Restricted Total					20.20
		118 Garfield Total						45.10
		119 Glenview	Unrestricted	0000 General Purpose-unrestricted	1 - Certificated Salaries	1105 Teachers Salaries	TCHR STR ENG	18.00
						1105 Teachers Salaries Total		18.00
						1305 Supv, Admin, Instr Coaches Sal PRIN ELEM SM		1.00
						1305 Supv, Admin, Instr Coaches Sal Total		1.00
					1 - Certificated Salaries Total			19.00
					2 - Classified Salaries	2205 Classssupt Salaries	ATTEND SP	0.50
						2205 Classssupt Salaries Total		0.50
						2405 Clerical Salaries	ADMNASST220	1.00
						2405 Clerical Salaries Total		1.00
						2905 Otherclass Salaries	NOON SUP	0.50
						2905 Otherclass Salaries Total		0.50
					2 - Classified Salaries Total			2.00
				0000 General Purpose-unrestricted Total				21.00
				0002 Unrestricted Supplemental	1 - Certificated Salaries	1119 Teacher On Spec Assin School TSA CLA 10M		1.00
						1119 Teacher On Spec Assin School Total		1.00
					1 - Certificated Salaries Total			1.00
					2 - Classified Salaries	2905 Otherclass Salaries	NOON SUP	0.50
						2905 Otherclass Salaries Total		0.50
					2 - Classified Salaries Total			0.50
				0002 Unrestricted Supplemental Total				1.50
				0004 Central Concentration	2 - Classified Salaries	2205 Classssupt Salaries	ATTEND SP	0.50
						2205 Classssupt Salaries Total		0.50
					2 - Classified Salaries Total			0.50
			Unrestricted Total					23.00
			Restricted	3212 ESSER II	1 - Certificated Salaries	1105 Teachers Salaries	TCHR STIP	1.00
						1105 Teachers Salaries Total		1.00
						1119 Teacher On Spec Assin School TSA CLA 10M		0.60
						1119 Teacher On Spec Assin School Total		0.60
					1 - Certificated Salaries Total			1.60
				3212 ESSER II Total				1.60
				6500 Special Education	1 - Certificated Salaries	1105 Teachers Salaries	TCHR RSP	1.00
							TCHR SDC NON	1.00
						1105 Teachers Salaries Total		2.00
					1 - Certificated Salaries Total			2.00
					2 - Classified Salaries	2105 Instraides Salaries	ISS	0.80
							PARA EDUCAT	1.60
						2105 Instraides Salaries Total		2.40
					2 - Classified Salaries Total			4.40
				6500 Special Education Total				4.40
				9334 Measure G, Parcel Tax	1 - Certificated Salaries	1105 Teachers Salaries	TCHR ED ENHN	1.00
						1105 Teachers Salaries Total		1.00
					1 - Certificated Salaries Total			1.00
				9334 Measure G, Parcel Tax Total				1.00
				9337 PTA LOCAL SCHOOLS	1 - Certificated Salaries	1105 Teachers Salaries	TCHR ED ENHN	1.00
							TCHR STIP	1.00
						1105 Teachers Salaries Total		2.00
					1 - Certificated Salaries Total			2.00
					2 - Classified Salaries	2905 Otherclass Salaries	NOON SUP	0.50
						2905 Otherclass Salaries Total		0.50
					2 - Classified Salaries Total			0.50
			Restricted Total	9337 PTA LOCAL SCHOOLS Total				2.50
								9.50
		119 Glenview Total						32.50
		121 La Escuelita	Unrestricted	0000 General Purpose-unrestricted	1 - Certificated Salaries	1105 Teachers Salaries	TCHR BILING	2.00
							TCHR STR ENG	8.00
						1105 Teachers Salaries Total		10.00
						1305 Supv, Admin, Instr Coaches Sal PRIN ELEM SM		1.00
						1305 Supv, Admin, Instr Coaches Sal Total		1.00
					1 - Certificated Salaries Total			11.00
					2 - Classified Salaries	2205 Classssupt Salaries	ATTEND SP	0.50
						2205 Classssupt Salaries Total		0.50
						2405 Clerical Salaries	ADMNASST2BI	1.00
						2405 Clerical Salaries Total		1.00
					2 - Classified Salaries Total			1.50

Scope: The purpose of this report is to summarize the budgeted positons funded by Fund, Site Category, Site, Resource Type and Classification.

Sum of FTE Auth Accum								
Fund	Site Type	Site Code	Resource Type	Resource Code	Classification	Object Code	Job Class	Total
01 General Fund	Elementary School	121 La Escuelita	Unrestricted	0000 General Purpose-unrestricted Total				12.50
				0002 Unrestricted Supplemental	1 - Certificated Salaries	1105 Teachers Salaries	TCHR ED ENHN	0.35
						1105 Teachers Salaries Total		0.35
					1 - Certificated Salaries Total			0.35
				0002 Unrestricted Supplemental Total				0.35
				0041 AB1840 Final Installment	1 - Certificated Salaries	1119 Teacher On Spec Assin School TSA CLA 10M		1.00
						1119 Teacher On Spec Assin School Total		1.00
					1 - Certificated Salaries Total			1.00
					2 - Classified Salaries	2205 Classssuppt Salaries	ATTEND SP	0.50
						2205 Classssuppt Salaries Total		0.50
						2905 Otherclass Salaries	NOON SUP	1.60
						2905 Otherclass Salaries Total		1.60
					2 - Classified Salaries Total			2.10
				0041 AB1840 Final Installment Total				3.10
			Unrestricted Total					15.95
			Restricted	3010 Title I-Basic Grant Low Income	1 - Certificated Salaries	1105 Teachers Salaries	TCHR STIP	1.00
						1105 Teachers Salaries Total		1.00
						1119 Teacher On Spec Assin School TSA CLA 10M		0.60
						1119 Teacher On Spec Assin School Total		0.60
					1 - Certificated Salaries Total			1.60
				3010 Title I-Basic Grant Low Income Total				1.60
				3212 ESSER II	1 - Certificated Salaries	1105 Teachers Salaries	TCHR STIP	1.00
						1105 Teachers Salaries Total		1.00
						1119 Teacher On Spec Assin School TSA CLA 10M		0.20
						1119 Teacher On Spec Assin School Total		0.20
					1 - Certificated Salaries Total			1.20
				3212 ESSER II Total				1.20
				3213 ESSER III	2 - Classified Salaries	2105 Instraides Salaries	EARL LIT TUT	0.80
						2105 Instraides Salaries Total		0.80
					2 - Classified Salaries Total			0.80
				3213 ESSER III Total				0.80
				6500 Special Education	1 - Certificated Salaries	1105 Teachers Salaries	TCHR RSP	1.00
						1105 Teachers Salaries Total		1.00
					1 - Certificated Salaries Total			1.00
					2 - Classified Salaries	2105 Instraides Salaries	PARA EDUCAT	0.80
						2105 Instraides Salaries Total		0.80
					2 - Classified Salaries Total			0.80
				6500 Special Education Total				1.80
				7426 Expanded Learning Opp Para	2 - Classified Salaries	2105 Instraides Salaries	EARL LIT TUT	1.20
						2105 Instraides Salaries Total		1.20
					2 - Classified Salaries Total			1.20
				7426 Expanded Learning Opp Para Total				1.20
				9236 Kenneth Rainin Foundation	2 - Classified Salaries	2105 Instraides Salaries	EARL LIT TUT	0.40
						2105 Instraides Salaries Total		0.40
					2 - Classified Salaries Total			0.40
				9236 Kenneth Rainin Foundation Total				0.40
				9334 Measure G, Parcel Tax	1 - Certificated Salaries	1105 Teachers Salaries	TCHR ED ENHN	0.65
						1105 Teachers Salaries Total		0.65
					1 - Certificated Salaries Total			0.65
				9334 Measure G, Parcel Tax Total				0.65
			Restricted Total					7.65
		121 La Escuelita Total						23.60
		122 Grass Valley	Unrestricted	0000 General Purpose-unrestricted	1 - Certificated Salaries	1105 Teachers Salaries	TCHR STR ENG	4.00
						1105 Teachers Salaries Total		4.00
						1305 Supv, Admin, Instr Coaches Sal PRIN ELEM SM		1.00
						1305 Supv, Admin, Instr Coaches Sal Total		1.00
					1 - Certificated Salaries Total			5.00
					2 - Classified Salaries	2205 Classssuppt Salaries	ATTEND SP	0.50
						2205 Classssuppt Salaries Total		0.50
						2405 Clerical Salaries	ADMNASST120	1.00
						2405 Clerical Salaries Total		1.00
						2905 Otherclass Salaries	NOON SUP	0.40
						2905 Otherclass Salaries Total		0.40
					2 - Classified Salaries Total			1.90
				0000 General Purpose-unrestricted Total				6.90
				0002 Unrestricted Supplemental	1 - Certificated Salaries	1105 Teachers Salaries	TCHR ED ENHN	0.25
						1105 Teachers Salaries Total		0.25
					1 - Certificated Salaries Total			0.25
					2 - Classified Salaries	2205 Classssuppt Salaries	COMM ASST	0.50

Scope: The purpose of this report is to summarize the budgeted positions funded by Fund, Site Category, Site, Resource Type and Classification.

Sum of FTE Auth Accum									
Fund	Site Type	Site Code	Resource Type	Resource Code	Classification	Object Code	Job Class	Total	
01 General Fund	Elementary School	122 Grass Valley	Unrestricted	0002 Unrestricted Supplemental	2 - Classified Salaries	2205 Classsuppt Salaries Total		0.50	
						2905 Otherclass Salaries	NOON SUP	0.50	
						2905 Otherclass Salaries Total		0.50	
					2 - Classified Salaries Total			1.00	
				0002 Unrestricted Supplemental Total				1.25	
				0004 Central Concentration	2 - Classified Salaries	2205 Classsuppt Salaries	COMM ASST	0.50	
						2205 Classsuppt Salaries Total		0.50	
					2 - Classified Salaries Total			0.50	
			Unrestricted Total	0004 Central Concentration Total				0.50	
			Restricted	3010 Title I-Basic Grant Low Income	1 - Certificated Salaries	1119 Teacher On Spec Assin School	TSA CLA 10M	0.30	
						1119 Teacher On Spec Assin School Total		0.30	
					1 - Certificated Salaries Total			0.30	
					2 - Classified Salaries	2105 Instraides Salaries	EARL LIT TUT	0.80	
						2105 Instraides Salaries Total		0.80	
					2 - Classified Salaries Total			0.80	
				3010 Title I-Basic Grant Low Income Total				1.10	
				3212 ESSER II	1 - Certificated Salaries	1119 Teacher On Spec Assin School	TSA CLA 10M	1.00	
						1119 Teacher On Spec Assin School Total		1.00	
					1 - Certificated Salaries Total			1.00	
				3212 ESSER II Total				1.00	
				3310 Se-idea Basic Grant PI94-142	2 - Classified Salaries	2105 Instraides Salaries	ISS	0.80	
						2105 Instraides Salaries Total	PARA EDUCAT	0.80	
					2 - Classified Salaries Total			1.60	
				3310 Se-idea Basic Grant PI94-142 Total				1.60	
				6332 CCSPP Implementation Grant	2 - Classified Salaries	2305 Supv&adm Salaries	PM COMMU SCH	1.00	
						2305 Supv&adm Salaries Total		1.00	
					2 - Classified Salaries Total			1.00	
				6332 CCSPP Implementation Grant Total				1.00	
				6500 Special Education	1 - Certificated Salaries	1105 Teachers Salaries	TCHR RSP	1.00	
						1105 Teachers Salaries Total	TCHR SDC NON	2.00	
							TCHR SDC SEV	2.00	
					1 - Certificated Salaries Total			5.00	
					2 - Classified Salaries	2105 Instraides Salaries	PARA EDUCAT	4.00	
						2105 Instraides Salaries Total		4.00	
					2 - Classified Salaries Total			4.00	
				6500 Special Education Total				9.00	
				7426 Expanded Learning Opp Para	2 - Classified Salaries	2105 Instraides Salaries	EARL LIT TUT	0.60	
						2105 Instraides Salaries Total		0.60	
					2 - Classified Salaries Total			0.60	
				7426 Expanded Learning Opp Para Total				0.60	
				9059 Philanthropic Ventures Fndn	1 - Certificated Salaries	1119 Teacher On Spec Assin School	TSA CLA 10M	0.70	
						1119 Teacher On Spec Assin School Total		0.70	
					1 - Certificated Salaries Total			0.70	
				9059 Philanthropic Ventures Fndn Total				0.70	
				9236 Kenneth Rainin Foundation	2 - Classified Salaries	2105 Instraides Salaries	EARL LIT TUT	0.20	
						2105 Instraides Salaries Total		0.20	
					2 - Classified Salaries Total			0.20	
				9236 Kenneth Rainin Foundation Total				0.20	
				9334 Measure G, Parcel Tax	1 - Certificated Salaries	1105 Teachers Salaries	TCHR ED ENHN	0.55	
						1105 Teachers Salaries Total		0.55	
					1 - Certificated Salaries Total			0.55	
					2 - Classified Salaries	2205 Classsuppt Salaries	LIBRARY TECH	1.00	
						2205 Classsuppt Salaries Total		1.00	
					2 - Classified Salaries Total			1.00	
			Restricted Total	9334 Measure G, Parcel Tax Total				1.55	
				122 Grass Valley Total				25.40	
				125 New Highland Academy	Unrestricted	0000 General Purpose-unrestricted	1105 Teachers Salaries	TCHR STR ENG	13.00
							1105 Teachers Salaries Total	13.00	
							1305 Supv, Admin, Instr Coaches Sal	PRIN ELEM SM	1.00
							1305 Supv, Admin, Instr Coaches Sal Total	1.00	
					1 - Certificated Salaries Total			14.00	
					2 - Classified Salaries	2205 Classsuppt Salaries	ATTEND SP	0.50	
						2205 Classsuppt Salaries Total		0.50	
						2405 Clerical Salaries	ADMNAST1B20	1.00	
						2405 Clerical Salaries Total		1.00	

Scope: The purpose of this report is to summarize the budgeted positions funded by Fund, Site Category, Site, Resource Type and Classification.

Sum of FTE Auth Accum								
Fund	Site Type	Site Code	Resource Type	Resource Code	Classification	Object Code	Job Class	Total
01 General Fund	Elementary School	125 New Highland Academy	Unrestricted	0000 General Purpose-unrestricted	2 - Classified Salaries	2905 Otherclass Salaries	NOON SUP	0.10
						2905 Otherclass Salaries Total		0.10
					2 - Classified Salaries Total			1.60
				0000 General Purpose-unrestricted Total				15.60
				0002 Unrestricted Supplemental	1 - Certificated Salaries	1105 Teachers Salaries	TCHR ED ENHN	2.00
						1105 Teachers Salaries Total		2.00
					1 - Certificated Salaries Total			2.00
					2 - Classified Salaries	2905 Otherclass Salaries	NOON SUP	0.30
						2905 Otherclass Salaries Total		0.30
					2 - Classified Salaries Total			0.30
				0002 Unrestricted Supplemental Total				2.30
				0004 Central Concentration	1 - Certificated Salaries	1119 Teacher On Spec Assin School TSA CLA 10M		0.50
						1119 Teacher On Spec Assin School Total		0.50
					1 - Certificated Salaries Total			0.50
				0004 Central Concentration Total				0.50
				0041 AB1840 Final Installment	1 - Certificated Salaries	1105 Teachers Salaries	TCHR ED ENHN	0.10
						1105 Teachers Salaries Total		0.10
					1 - Certificated Salaries Total			0.10
					2 - Classified Salaries	2205 Classsuppt Salaries	ATTEND SP	1.00
						2205 Classsuppt Salaries Total		1.00
						2405 Clerical Salaries	CLK BIL	0.50
						2405 Clerical Salaries Total		0.50
						2905 Otherclass Salaries	NOON SUP	0.30
						2905 Otherclass Salaries Total		0.30
					2 - Classified Salaries Total			1.80
				0041 AB1840 Final Installment Total				1.90
			Unrestricted Total					20.30
			Restricted	3010 Title I-Basic Grant Low Income	1 - Certificated Salaries	1119 Teacher On Spec Assin School TSA CLA 11M		1.00
						1119 Teacher On Spec Assin School Total		1.00
					1 - Certificated Salaries Total			1.00
				3010 Title I-Basic Grant Low Income Total				1.00
				6500 Special Education	1 - Certificated Salaries	1105 Teachers Salaries	TCHR RSP	1.00
						1105 Teachers Salaries Total	TCHR SDC SEV	1.00
					1 - Certificated Salaries Total			2.00
					2 - Classified Salaries	2105 Instraides Salaries	PARA EDUCAT	0.80
						2105 Instraides Salaries Total		0.80
					2 - Classified Salaries Total			0.80
				6500 Special Education Total				2.80
				7426 Expanded Learning Opp Para	2 - Classified Salaries	2105 Instraides Salaries	EARL LIT TUT	2.40
						2105 Instraides Salaries Total		2.40
					2 - Classified Salaries Total			2.40
				7426 Expanded Learning Opp Para Total				2.40
				7812 Early Literacy Support Block	1 - Certificated Salaries	1119 Teacher On Spec Assin School TSA CLA 10M		1.00
						1119 Teacher On Spec Assin School Total		1.00
					1 - Certificated Salaries Total			1.00
				7812 Early Literacy Support Block Total				1.00
				9236 Kenneth Rainin Foundation	2 - Classified Salaries	2105 Instraides Salaries	EARL LIT TUT	0.80
						2105 Instraides Salaries Total		0.80
					2 - Classified Salaries Total			0.80
				9236 Kenneth Rainin Foundation Total				0.80
				9334 Measure G, Parcel Tax	1 - Certificated Salaries	1105 Teachers Salaries	TCHR ED ENHN	0.90
						1105 Teachers Salaries Total		0.90
					1 - Certificated Salaries Total			0.90
					2 - Classified Salaries	2205 Classsuppt Salaries	LIBRARY TECH	0.80
						2205 Classsuppt Salaries Total		0.80
					2 - Classified Salaries Total			0.80
				9334 Measure G, Parcel Tax Total				1.70
			Restricted Total					9.70
		125 New Highland Academy Total						30.00
		127 Hillcrest	Unrestricted	0000 General Purpose-unrestricted	1 - Certificated Salaries	1105 Teachers Salaries	TCHR STR ENG	14.10
						1105 Teachers Salaries Total		14.10
						1305 Supv, Admin, Instr Coaches Sal PRIN ELEM SM		1.00
						1305 Supv, Admin, Instr Coaches Sal Total		1.00
					1 - Certificated Salaries Total			15.10
					2 - Classified Salaries	2205 Classsuppt Salaries	ATTEND SP	1.00
						2205 Classsuppt Salaries Total		1.00
						2405 Clerical Salaries	ADMNASST120	1.00
						2405 Clerical Salaries Total		1.00

Scope: The purpose of this report is to summarize the budgeted positions funded by Fund, Site Category, Site, Resource Type and Classification.

Sum of FTE Auth Accum									
Fund	Site Type	Site Code	Resource Type	Resource Code	Classification	Object Code	Job Class	Total	
01 General Fund	Elementary School	127 Hillcrest	Unrestricted	0000 General Purpose-unrestricted	2 - Classified Salaries Total			2.00	
				0000 General Purpose-unrestricted Total				17.10	
				0002 Unrestricted Supplemental	1 - Certificated Salaries	1119 Teacher On Spec Assin School TSA CLA 10M		0.23	
						1119 Teacher On Spec Assin School Total		0.23	
							1 - Certificated Salaries Total		0.23
				0002 Unrestricted Supplemental Total				0.23	
				0041 AB1840 Final Installment	1 - Certificated Salaries	1105 Teachers Salaries	TCHR STR ENG	0.50	
						1105 Teachers Salaries Total		0.50	
							1 - Certificated Salaries Total	0.50	
				0041 AB1840 Final Installment Total				0.50	
							Unrestricted Total	17.83	
				Restricted					
				3212 ESSER II	1 - Certificated Salaries	1105 Teachers Salaries	TCHR STIP	2.00	
						1105 Teachers Salaries Total		2.00	
						1119 Teacher On Spec Assin School TSA CLA 10M		0.50	
						1119 Teacher On Spec Assin School Total		0.50	
							1 - Certificated Salaries Total	2.50	
				3212 ESSER II Total				2.50	
				6500 Special Education	1 - Certificated Salaries	1105 Teachers Salaries	TCHR RSP	2.00	
						1105 Teachers Salaries Total		2.00	
							1 - Certificated Salaries Total	2.00	
							2 - Classified Salaries	0.80	
						2105 Instraides Salaries	PARA EDUCAT	0.80	
						2105 Instraides Salaries Total		0.80	
							2 - Classified Salaries Total	0.80	
				6500 Special Education Total				2.80	
				9283 Salesforce.org	1 - Certificated Salaries	1119 Teacher On Spec Assin School TSA CLA 10M		0.77	
						1119 Teacher On Spec Assin School Total		0.77	
							1 - Certificated Salaries Total	0.77	
				9283 Salesforce.org Total				0.77	
				9334 Measure G, Parcel Tax	1 - Certificated Salaries	1105 Teachers Salaries	TCHR ED ENHN	0.55	
						1105 Teachers Salaries Total		0.55	
							1 - Certificated Salaries Total	0.55	
				9334 Measure G, Parcel Tax Total				0.55	
				9337 PTA LOCAL SCHOOLS	1 - Certificated Salaries	1105 Teachers Salaries	TCHR ED ENHN	0.45	
						1105 Teachers Salaries Total		0.45	
						1119 Teacher On Spec Assin School TSA CLA 10M		0.50	
						1119 Teacher On Spec Assin School Total		0.50	
							1 - Certificated Salaries Total	0.95	
				9337 PTA LOCAL SCHOOLS Total				0.95	
							Restricted Total	7.57	
				127 Hillcrest Total				25.40	
				131 Laurel Elementary	Unrestricted				
				0000 General Purpose-unrestricted	1 - Certificated Salaries	1105 Teachers Salaries	TCHR STR ENG	16.00	
						1105 Teachers Salaries Total		16.00	
		1305 Supv, Admin, Instr Coaches Sal PRIN ELEM LG		1.00					
		1305 Supv, Admin, Instr Coaches Sal Total		1.00					
			1 - Certificated Salaries Total	17.00					
			2 - Classified Salaries	0.50					
		2205 Classsuppt Salaries	ATTEND SP	0.50					
		2205 Classsuppt Salaries Total		0.50					
		2405 Clerical Salaries	ADMNASST2 BI	1.00					
		2405 Clerical Salaries Total		1.00					
		2905 Otherclass Salaries	NOON SUP	0.50					
		2905 Otherclass Salaries Total		0.50					
			2 - Classified Salaries Total	2.00					
0000 General Purpose-unrestricted Total				19.00					
0002 Unrestricted Supplemental	1 - Certificated Salaries	1105 Teachers Salaries	TCHR STIP	1.00					
		1105 Teachers Salaries Total		1.00					
		1119 Teacher On Spec Assin School TSA CLA 10M		1.00					
		1119 Teacher On Spec Assin School Total		1.00					
			1 - Certificated Salaries Total	2.00					
0002 Unrestricted Supplemental Total				2.00					
0004 Central Concentration	2 - Classified Salaries	2305 Supv&adm Salaries	PM COMMU SCH	0.45					
		2305 Supv&adm Salaries Total		0.45					
			2 - Classified Salaries Total	0.45					
0004 Central Concentration Total				0.45					
			Unrestricted Total	21.45					
Restricted									
3010 Title I-Basic Grant Low Income	2 - Classified Salaries	2305 Supv&adm Salaries	PM COMMU SCH	0.35					
		2305 Supv&adm Salaries Total		0.35					
			2 - Classified Salaries Total	0.35					
3010 Title I-Basic Grant Low Income Total				0.35					
3212 ESSER II	1 - Certificated Salaries	1105 Teachers Salaries	TCHR STIP	1.00					

Scope: The purpose of this report is to summarize the budgeted positions funded by Fund, Site Category, Site, Resource Type and Classification.

Sum of FTE Auth Accum								
Fund	Site Type	Site Code	Resource Type	Resource Code	Classification	Object Code	Job Class	Total
01 General Fund	Elementary School	131 Laurel Elementary	Restricted	3212 ESSER II	1 - Certificated Salaries	1105 Teachers Salaries Total		1.00
					1 - Certificated Salaries Total			1.00
				3212 ESSER II Total				1.00
				6500 Special Education	1 - Certificated Salaries	1105 Teachers Salaries	TCHR RSP	1.00
							TCHR SDC NON	1.00
						1105 Teachers Salaries Total		2.00
					1 - Certificated Salaries Total			2.00
					2 - Classified Salaries	2105 Instraides Salaries	IA SPED	0.80
						2105 Instraides Salaries Total	PARA EDUCAT	1.60
					2 - Classified Salaries Total			2.40
				6500 Special Education Total				4.40
				7426 Expanded Learning Opp Para	2 - Classified Salaries	2105 Instraides Salaries	EARL LIT TUT	2.40
						2105 Instraides Salaries Total		2.40
					2 - Classified Salaries Total			2.40
				7426 Expanded Learning Opp Para Total				2.40
				9045 Taylor Charitable Foundation	2 - Classified Salaries	2205 Classssupt Salaries	ATTEND SP	0.50
						2205 Classssupt Salaries Total		0.50
					2 - Classified Salaries Total			0.50
				9045 Taylor Charitable Foundation Total				0.50
			Restricted Total					8.65
		131 Laurel Elementary Total						30.10
		133 Lincoln	Unrestricted	0000 General Purpose-unrestricted	1 - Certificated Salaries	1105 Teachers Salaries	TCHR BILING	1.00
							TCHR ED ENHN	1.40
							TCHR STR ENG	25.00
						1105 Teachers Salaries Total		27.40
						1305 Supv, Admin, Instr Coaches Sal PRIN ELEM LG		1.00
						1305 Supv, Admin, Instr Coaches Sal Total		1.00
					1 - Certificated Salaries Total			28.40
					2 - Classified Salaries	2205 Classssupt Salaries	ATTEND SP	1.00
						2205 Classssupt Salaries Total		1.00
						2405 Clerical Salaries	ADMNASST3 BI	1.00
						2405 Clerical Salaries Total		1.00
						2905 Otherclass Salaries	NOON SUP	0.60
						2905 Otherclass Salaries Total		0.60
					2 - Classified Salaries Total			2.60
				0000 General Purpose-unrestricted Total				31.00
				0002 Unrestricted Supplemental	1 - Certificated Salaries	1105 Teachers Salaries	TCHR ED ENHN	0.60
							TCHR STIP	2.70
						1105 Teachers Salaries Total		3.30
					1 - Certificated Salaries Total			3.30
					2 - Classified Salaries	2905 Otherclass Salaries	NOON SUP	1.06
						2905 Otherclass Salaries Total		1.06
					2 - Classified Salaries Total			1.06
				0002 Unrestricted Supplemental Total				4.36
				0004 Central Concentration	1 - Certificated Salaries	1119 Teacher On Spec Assin School TSA CLA 10M		0.50
						1119 Teacher On Spec Assin School Total		0.50
						1305 Supv, Admin, Instr Coaches Sal AP ELEM		1.00
						1305 Supv, Admin, Instr Coaches Sal Total		1.00
					1 - Certificated Salaries Total			1.50
					2 - Classified Salaries	2205 Classssupt Salaries	COMRELAST1B	1.00
						2205 Classssupt Salaries Total		1.00
					2 - Classified Salaries Total			1.00
				0004 Central Concentration Total				2.50
			Unrestricted Total					37.86
			Restricted	3010 Title I-Basic Grant Low Income	1 - Certificated Salaries	1105 Teachers Salaries	TCHR STIP	2.30
						1105 Teachers Salaries Total		2.30
					1 - Certificated Salaries Total			2.30
				3010 Title I-Basic Grant Low Income Total				2.30
				3216 ELO Esser II St Reserve	1 - Certificated Salaries	1105 Teachers Salaries	TCHR STIP	1.00
						1105 Teachers Salaries Total		1.00
					1 - Certificated Salaries Total			1.00
				3216 ELO Esser II St Reserve Total				1.00
				3218 ELO ESSER III St Resv Emergrn	2 - Classified Salaries	2905 Otherclass Salaries	NOON SUP	0.80
						2905 Otherclass Salaries Total		0.80
					2 - Classified Salaries Total			0.80
				3218 ELO ESSER III St Resv Emergncy Total				0.80
				6332 CCSPP Implementation Grant	2 - Classified Salaries	2305 Supv&adm Salaries	PM COMMU SCH	1.00
						2305 Supv&adm Salaries Total		1.00

Scope: The purpose of this report is to summarize the budgeted positions funded by Fund, Site Category, Site, Resource Type and Classification.

Sum of FTE Auth Accum								
Fund	Site Type	Site Code	Resource Type	Resource Code	Classification	Object Code	Job Class	Total
01 General Fund	Elementary School	133 Lincoln	Restricted	6332 CCSPP Implementation Grant	2 - Classified Salaries Total			1.00
				6332 CCSPP Implementation Grant Total				1.00
				6500 Special Education	1 - Certificated Salaries	1105 Teachers Salaries	TCHR RSP	2.00
						1105 Teachers Salaries Total		2.00
					1 - Certificated Salaries Total			2.00
					2 - Classified Salaries	2105 Instraides Salaries	IA SPED PARA EDUCAT	0.80
						2105 Instraides Salaries Total		0.80
					2 - Classified Salaries Total			1.60
				6500 Special Education Total				3.60
				7425 Expanded Learning Opp Prop98	1 - Certificated Salaries	1105 Teachers Salaries	TCHR STIP	0.00
						1105 Teachers Salaries Total		0.00
					1 - Certificated Salaries Total			0.00
					2 - Classified Salaries	2905 Otherclass Salaries	NOON SUP	0.40
						2905 Otherclass Salaries Total		0.40
					2 - Classified Salaries Total			0.40
				7425 Expanded Learning Opp Prop98 Total				0.40
				9236 Kenneth Rainin Foundation	2 - Classified Salaries	2105 Instraides Salaries	EARL LIT TUT	0.80
						2105 Instraides Salaries Total		0.80
					2 - Classified Salaries Total			0.80
				9236 Kenneth Rainin Foundation Total				0.80
				9334 Measure G, Parcel Tax	1 - Certificated Salaries	1105 Teachers Salaries	TCHR ED ENHN	0.00
						1105 Teachers Salaries Total		0.00
					1 - Certificated Salaries Total			0.00
				9334 Measure G, Parcel Tax Total				0.00
			Restricted Total					9.90
		133 Lincoln Total						47.76
		136 Horace Mann	Unrestricted	0000 General Purpose-unrestricted	1 - Certificated Salaries	1105 Teachers Salaries	TCHR STR ENG	7.00
						1105 Teachers Salaries Total		7.00
					1 - Certificated Salaries Total			1.00
					2 - Classified Salaries	1305 Supv, Admin, Instr Coaches Sal	PRIN ELEM SM	1.00
						1305 Supv, Admin, Instr Coaches Sal Total		1.00
					2 - Classified Salaries Total			8.00
					2 - Classified Salaries	2205 Classsuppt Salaries	ATTEND SP	0.50
						2205 Classsuppt Salaries Total		0.50
					2 - Classified Salaries	2405 Clerical Salaries	ADMNAST1B20	1.00
						2405 Clerical Salaries Total		1.00
					2 - Classified Salaries	2905 Otherclass Salaries	NOON SUP	0.40
						2905 Otherclass Salaries Total		0.40
					2 - Classified Salaries Total			1.90
				0000 General Purpose-unrestricted Total				9.90
				0002 Unrestricted Supplemental	1 - Certificated Salaries	1105 Teachers Salaries	TCHR ED ENHN	0.15
						1105 Teachers Salaries Total		0.15
					1 - Certificated Salaries Total			0.15
				0002 Unrestricted Supplemental Total				0.15
			Unrestricted Total					10.05
			Restricted	3010 Title I-Basic Grant Low Income	1 - Certificated Salaries	1105 Teachers Salaries	TCHR ED ENHN	0.50
						1105 Teachers Salaries Total		0.50
					1 - Certificated Salaries Total			0.50
				3010 Title I-Basic Grant Low Income Total				0.50
				3212 ESSER II	1 - Certificated Salaries	1105 Teachers Salaries	TCHR STIP	1.00
						1105 Teachers Salaries Total		1.00
					1 - Certificated Salaries Total			1.00
				3212 ESSER II Total				1.00
				3213 ESSER III	1 - Certificated Salaries	1119 Teacher On Spec Assin School	TSA CLA 10M	1.00
						1119 Teacher On Spec Assin School Total		1.00
					1 - Certificated Salaries Total			1.00
				3213 ESSER III Total				1.00
				6332 CCSPP Implementation Grant	2 - Classified Salaries	2305 Supv&adm Salaries	PM COMMU SCH	1.00
						2305 Supv&adm Salaries Total		1.00
					2 - Classified Salaries Total			1.00
				6332 CCSPP Implementation Grant Total				1.00
				6500 Special Education	1 - Certificated Salaries	1105 Teachers Salaries	TCHR RSP	1.00
						1105 Teachers Salaries Total		1.00
					1 - Certificated Salaries Total			1.00
				6500 Special Education Total				1.00
				7426 Expanded Learning Opp Para	2 - Classified Salaries	2105 Instraides Salaries	EARL LIT TUT	0.60
						2105 Instraides Salaries Total		0.60
					2 - Classified Salaries Total			0.60
				7426 Expanded Learning Opp Para Total				0.60

Scope: The purpose of this report is to summarize the budgeted positons funded by Fund, Site Category, Site, Resource Type and Classification.

Sum of FTE Auth Accum								
Fund	Site Type	Site Code	Resource Type	Resource Code	Classification	Object Code	Job Class	Total
01 General Fund	Elementary School	136 Horace Mann	Restricted	7812 Early Literacy Support Block	1 - Certificated Salaries	1119 Teacher On Spec Assin School	TSA CLA 11M	1.00
						1119 Teacher On Spec Assin School Total		1.00
					1 - Certificated Salaries Total			1.00
				7812 Early Literacy Support Block Total				1.00
				9236 Kenneth Rainin Foundation	2 - Classified Salaries	2105 Instraides Salaries	EARL LIT TUT	0.20
						2105 Instraides Salaries Total		0.20
					2 - Classified Salaries Total			0.20
				9236 Kenneth Rainin Foundation Total				0.20
				9334 Measure G, Parcel Tax	1 - Certificated Salaries	1105 Teachers Salaries	TCHR ED ENHN	0.35
						1105 Teachers Salaries Total		0.35
					1 - Certificated Salaries Total			0.35
					2 - Classified Salaries	2205 Classssupt Salaries	LIBRARY TECH	0.50
						2205 Classssupt Salaries Total		0.50
					2 - Classified Salaries Total			0.50
				9334 Measure G, Parcel Tax Total				0.85
			Restricted Total					7.15
		136 Horace Mann Total						17.20
		138 Markham	Unrestricted	0000 General Purpose-unrestricted	1 - Certificated Salaries	1105 Teachers Salaries	TCHR BILING	3.00
							TCHR STR ENG	9.00
						1105 Teachers Salaries Total		12.00
						1305 Supv, Admin, Instr Coaches Sal	PRIN ELEM LG	1.00
						1305 Supv, Admin, Instr Coaches Sal Total		1.00
					1 - Certificated Salaries Total			13.00
					2 - Classified Salaries	2205 Classssupt Salaries	ATTEND SP BI	0.50
						2205 Classssupt Salaries Total		0.50
						2405 Clerical Salaries	ADMNAST1B20	1.00
						2405 Clerical Salaries Total		1.00
						2905 Otherclass Salaries	NOON SUP	0.40
						2905 Otherclass Salaries Total		0.40
					2 - Classified Salaries Total			1.90
				0000 General Purpose-unrestricted Total				14.90
				0002 Unrestricted Supplemental	1 - Certificated Salaries	1105 Teachers Salaries	TCHR ED ENHN	0.45
							TCHR STIP	1.00
						1105 Teachers Salaries Total		1.45
					1 - Certificated Salaries Total			1.45
					2 - Classified Salaries	2205 Classssupt Salaries	ATTEND SP BI	0.50
							LIBRARY TECH	0.20
						2205 Classssupt Salaries Total		0.70
						2305 Supv&adm Salaries	PM COMMU SCH	0.14
						2305 Supv&adm Salaries Total		0.14
					2 - Classified Salaries Total			0.84
				0002 Unrestricted Supplemental Total				2.29
				0004 Central Concentration	1 - Certificated Salaries	1119 Teacher On Spec Assin School	TSA CLA 10M	0.50
						1119 Teacher On Spec Assin School Total		0.50
					1 - Certificated Salaries Total			0.50
					2 - Classified Salaries	2305 Supv&adm Salaries	PM COMMU SCH	0.53
						2305 Supv&adm Salaries Total		0.53
					2 - Classified Salaries Total			0.53
				0004 Central Concentration Total				1.03
				0041 AB1840 Final Installment	2 - Classified Salaries	2905 Otherclass Salaries	NOON SUP	0.80
						2905 Otherclass Salaries Total		0.80
					2 - Classified Salaries Total			0.80
			Unrestricted Total					19.02
			Restricted	3010 Title I-Basic Grant Low Income	1 - Certificated Salaries	1119 Teacher On Spec Assin School	TSA CLA 10M	0.50
						1119 Teacher On Spec Assin School Total		0.50
					1 - Certificated Salaries Total			0.50
				3010 Title I-Basic Grant Low Income Total				0.50
				3182 ESSA: Comp Support & Improvi	1 - Certificated Salaries	1119 Teacher On Spec Assin School	TSA CLA 10M	1.00
						1119 Teacher On Spec Assin School Total		1.00
					1 - Certificated Salaries Total			1.00
				3182 ESSA: Comp Support & Improvmt Total				1.00
				3213 ESSER III	1 - Certificated Salaries	1119 Teacher On Spec Assin School	TSA CLA 10M	1.00
						1119 Teacher On Spec Assin School Total		1.00
					1 - Certificated Salaries Total			1.00
				3213 ESSER III Total				1.00
				3218 ELO ESSER III St Resv Emergn	2 - Classified Salaries	2405 Clerical Salaries	CASE MGR20	1.00
						2405 Clerical Salaries Total		1.00
					2 - Classified Salaries Total			1.00

Scope: The purpose of this report is to summarize the budgeted positions funded by Fund, Site Category, Site, Resource Type and Classification.

Sum of FTE Auth Accum								
Fund	Site Type	Site Code	Resource Type	Resource Code	Classification	Object Code	Job Class	Total
01 General Fund	Elementary School	138 Markham	Restricted	3218 ELO ESSER III St Resv Emergency Total				1.00
				3219 ELO ESSER III St Resv LL	2 - Classified Salaries	2305 Supv&adm Salaries	PM COMMU SCH	0.33
						2305 Supv&adm Salaries Total		0.33
					2 - Classified Salaries Total			0.33
				3219 ELO ESSER III St Resv LL Total				0.33
				6500 Special Education	1 - Certificated Salaries	1105 Teachers Salaries	TCHR SDC NON	2.00
						1105 Teachers Salaries Total		2.00
					1 - Certificated Salaries Total			2.00
					2 - Classified Salaries	2105 Instraides Salaries	IA SPED	0.80
						2105 Instraides Salaries Total		0.80
					2 - Classified Salaries Total			0.80
				6500 Special Education Total				2.80
				7425 Expanded Learning Opp Prop98	2 - Classified Salaries	2405 Clerical Salaries	CASE MGR20	0.00
						2405 Clerical Salaries Total		0.00
					2 - Classified Salaries Total			0.00
				7425 Expanded Learning Opp Prop98 Total				0.00
				7426 Expanded Learning Opp Para	2 - Classified Salaries	2105 Instraides Salaries	EARL LIT TUT	0.60
						2105 Instraides Salaries Total		0.60
					2 - Classified Salaries Total			0.60
				7426 Expanded Learning Opp Para Total				0.60
				7812 Early Literacy Support Block	2 - Classified Salaries	2105 Instraides Salaries	EARL LIT TUT	0.80
						2105 Instraides Salaries Total		0.80
						2205 Classsuppt Salaries	LIBRARY TECH	0.00
						2205 Classsuppt Salaries Total		0.00
					2 - Classified Salaries Total			0.80
				7812 Early Literacy Support Block Total				0.80
				9236 Kenneth Rainin Foundation	2 - Classified Salaries	2105 Instraides Salaries	EARL LIT TUT	0.20
						2105 Instraides Salaries Total		0.20
					2 - Classified Salaries Total			0.20
				9236 Kenneth Rainin Foundation Total				0.20
				9334 Measure G, Parcel Tax	1 - Certificated Salaries	1105 Teachers Salaries	TCHR ED ENHN	0.55
						1105 Teachers Salaries Total		0.55
					1 - Certificated Salaries Total			0.55
					2 - Classified Salaries	2205 Classsuppt Salaries	LIBRARY TECH	0.80
						2205 Classsuppt Salaries Total		0.80
					2 - Classified Salaries Total			0.80
				9334 Measure G, Parcel Tax Total				1.35
			Restricted Total					9.58
		138 Markham Total						28.60
		142 Joaquin Miller	Unrestricted	0000 General Purpose-unrestricted	1 - Certificated Salaries	1105 Teachers Salaries	TCHR STR ENG	15.00
						1105 Teachers Salaries Total		15.00
						1305 Supv, Admin, Instr Coaches Sal PRIN ELEM SM		1.00
						1305 Supv, Admin, Instr Coaches Sal Total		1.00
					1 - Certificated Salaries Total			16.00
					2 - Classified Salaries	2205 Classsuppt Salaries	ATTEND SP	0.50
						2205 Classsuppt Salaries Total		0.50
						2405 Clerical Salaries	ADMNASST120	1.00
						2405 Clerical Salaries Total		1.00
					2 - Classified Salaries Total			1.50
				0000 General Purpose-unrestricted Total				17.50
				0002 Unrestricted Supplemental	2 - Classified Salaries	2905 Otherclass Salaries	NOON SUP	0.20
						2905 Otherclass Salaries Total		0.20
					2 - Classified Salaries Total			0.20
				0002 Unrestricted Supplemental Total				0.20
			Unrestricted Total					17.70
			Restricted	3212 ESSER II	1 - Certificated Salaries	1105 Teachers Salaries	TCHR STIP	1.00
						1105 Teachers Salaries Total		1.00
						1119 Teacher On Spec Assin School TSA CLA 10M		0.60
						1119 Teacher On Spec Assin School Total		0.60
					1 - Certificated Salaries Total			1.60
				3212 ESSER II Total				1.60
				3213 ESSER III	1 - Certificated Salaries	1119 Teacher On Spec Assin School TSA CLA 10M		0.20
						1119 Teacher On Spec Assin School Total		0.20
					1 - Certificated Salaries Total			0.20
				3213 ESSER III Total				0.20
				3310 Se-idea Basic Grant PI94-142	2 - Classified Salaries	2105 Instraides Salaries	ISS	5.60
						2105 Instraides Salaries Total		5.60
					2 - Classified Salaries Total			5.60
				3310 Se-idea Basic Grant PI94-142 Total				5.60

Scope: The purpose of this report is to summarize the budgeted positions funded by Fund, Site Category, Site, Resource Type and Classification.

Sum of FTE Auth Accum												
Fund	Site Type	Site Code	Resource Type	Resource Code	Classification	Object Code	Job Class	Total				
01 General Fund	Elementary School	142 Joaquin Miller	Restricted	6500 Special Education	1 - Certificated Salaries	1105 Teachers Salaries	TCHR RSP	1.00				
							TCHR SDC NON	2.00				
								3.00				
							1105 Teachers Salaries Total		3.00			
							1 - Certificated Salaries Total		3.00			
							6500 Special Education Total		3.00			
							Restricted Total		10.40			
					142 Joaquin Miller Total	143 Montclair	Unrestricted	0000 General Purpose-unrestricted	1 - Certificated Salaries	1105 Teachers Salaries	TCHR STR ENG	20.00
												20.00
										1105 Teachers Salaries Total		20.00
							1119 Teacher On Spec Assin School TSA CLA 11M		1.00			
							1119 Teacher On Spec Assin School Total		1.00			
							1305 Supv, Admin, Instr Coaches Sal PRIN ELEM LG		1.00			
							1305 Supv, Admin, Instr Coaches Sal Total		1.00			
							1 - Certificated Salaries Total		22.00			
							2 - Classified Salaries	2205 Classsuppt Salaries	ATTEND SP	0.50		
								2205 Classsuppt Salaries Total		0.50		
								2405 Clerical Salaries	ADMNASST220	1.00		
								2405 Clerical Salaries Total		1.00		
								2905 Otherclass Salaries	NOON SUP	0.50		
								2905 Otherclass Salaries Total		0.50		
							2 - Classified Salaries Total		2.00			
							0000 General Purpose-unrestricted Total		24.00			
							0002 Unrestricted Supplemental	1105 Teachers Salaries	TCHR STIP	1.00		
								1105 Teachers Salaries Total		1.00		
							1 - Certificated Salaries Total		1.00			
							0002 Unrestricted Supplemental Total		1.00			
							0004 Central Concentration	2205 Classsuppt Salaries	ATTEND SP	0.50		
								2205 Classsuppt Salaries Total		0.50		
							2 - Classified Salaries Total		0.50			
							0004 Central Concentration Total		0.50			
					Unrestricted Total					25.50		
					Restricted	3212 ESSER II	1 - Certificated Salaries	1119 Teacher On Spec Assin School TSA CLA 10M		0.50		
								1119 Teacher On Spec Assin School Total		0.50		
							1 - Certificated Salaries Total		0.50			
						3212 ESSER II Total				0.50		
						3219 ELO ESSER III St Resv LL	2 - Classified Salaries	2305 Supv&adm Salaries	PM COM SCH11	1.00		
								2305 Supv&adm Salaries Total		1.00		
							2 - Classified Salaries Total		1.00			
						3219 ELO ESSER III St Resv LL Total				1.00		
						6500 Special Education	1 - Certificated Salaries	1105 Teachers Salaries	TCHR RSP	2.00		
									TCHR SDC SEV	2.00		
								1105 Teachers Salaries Total		4.00		
							1 - Certificated Salaries Total		4.00			
							2 - Classified Salaries	2105 Instraides Salaries	ISS	0.80		
									PARA EDUCAT	5.60		
								2105 Instraides Salaries Total		6.40		
					2 - Classified Salaries Total		6.40					
				6500 Special Education Total				10.40				
				7425 Expanded Learning Opp Prop98	2 - Classified Salaries	2305 Supv&adm Salaries	PM COM SCH11	0.00				
						2305 Supv&adm Salaries Total		0.00				
						2905 Otherclass Salaries	NOON SUP	0.40				
						2905 Otherclass Salaries Total		0.40				
					2 - Classified Salaries Total		0.40					
				7425 Expanded Learning Opp Prop98 Total				0.40				
				7426 Expanded Learning Opp Para	2 - Classified Salaries	2105 Instraides Salaries	EARL LIT TUT	0.80				
						2105 Instraides Salaries Total		0.80				
					2 - Classified Salaries Total		0.80					
				7426 Expanded Learning Opp Para Total				0.80				
				9334 Measure G, Parcel Tax	1 - Certificated Salaries	1105 Teachers Salaries	TCHR ED ENHN	1.00				
						1105 Teachers Salaries Total		1.00				
					1 - Certificated Salaries Total		1.00					
				9334 Measure G, Parcel Tax Total				1.00				
				9337 PTA LOCAL SCHOOLS	1 - Certificated Salaries	1119 Teacher On Spec Assin School TSA CLA 10M		0.50				
						1119 Teacher On Spec Assin School Total		0.50				
					1 - Certificated Salaries Total		0.50					
					2 - Classified Salaries	2205 Classsuppt Salaries	RECESS COACH	2.00				
						2205 Classsuppt Salaries Total		2.00				
					2 - Classified Salaries Total		2.00					
				9337 PTA LOCAL SCHOOLS Total				2.50				

Scope: The purpose of this report is to summarize the budgeted positions funded by Fund, Site Category, Site, Resource Type and Classification.

Sum of FTE Auth Accum									
Fund	Site Type	Site Code	Resource Type	Resource Code	Classification	Object Code	Job Class	Total	
01 General Fund	Elementary School	143 Montclair	Restricted Total						16.60
		143 Montclair Total							42.10
		145 Peralta	Unrestricted	0000 General Purpose-unrestricted	1 - Certificated Salaries	1105 Teachers Salaries	TCHR STR ENG		14.00
						1105 Teachers Salaries Total			14.00
						1305 Supv, Admin, Instr Coaches Sal	PRIN ELEM LG		1.00
						1305 Supv, Admin, Instr Coaches Sal Total			1.00
					1 - Certificated Salaries Total				15.00
					2 - Classified Salaries	2205 Classsuppt Salaries	ATTEND SP		0.50
						2205 Classsuppt Salaries Total			0.50
						2405 Clerical Salaries	ADMNASST120		1.00
						2405 Clerical Salaries Total			1.00
						2905 Otherclass Salaries	NOON SUP		0.40
						2905 Otherclass Salaries Total			0.40
					2 - Classified Salaries Total				1.90
				0000 General Purpose-unrestricted Total					16.90
				0002 Unrestricted Supplemental	1 - Certificated Salaries	1105 Teachers Salaries	TCHR ED ENHN		0.10
						1105 Teachers Salaries Total			0.10
					1 - Certificated Salaries Total				0.10
					2 - Classified Salaries	2205 Classsuppt Salaries	ATTEND SP		0.23
						2205 Classsuppt Salaries Total			0.23
					2 - Classified Salaries Total				0.23
				0002 Unrestricted Supplemental Total					0.33
			Unrestricted Total						17.23
			Restricted	3212 ESSER II	1 - Certificated Salaries	1105 Teachers Salaries	TCHR STIP		1.00
						1105 Teachers Salaries Total			1.00
					1 - Certificated Salaries Total				1.00
				3212 ESSER II Total					1.00
				6500 Special Education	1 - Certificated Salaries	1105 Teachers Salaries	TCHR RSP		1.00
						1105 Teachers Salaries Total			1.00
					1 - Certificated Salaries Total				1.00
					2 - Classified Salaries	2105 Instraides Salaries	PARA EDUCAT		1.60
						2105 Instraides Salaries Total			1.60
					2 - Classified Salaries Total				1.60
				6500 Special Education Total					2.60
				9334 Measure G, Parcel Tax	1 - Certificated Salaries	1105 Teachers Salaries	TCHR ED ENHN		0.70
						1105 Teachers Salaries Total			0.70
					1 - Certificated Salaries Total				0.70
				9334 Measure G, Parcel Tax Total					0.70
				9337 PTA LOCAL SCHOOLS	1 - Certificated Salaries	1105 Teachers Salaries	TCHR STIP		1.00
						1105 Teachers Salaries Total			1.00
					1 - Certificated Salaries Total				1.00
				9337 PTA LOCAL SCHOOLS Total					1.00
			Restricted Total						5.30
		145 Peralta Total							22.53
		146 Piedmont Avenue	Unrestricted	0000 General Purpose-unrestricted	1 - Certificated Salaries	1105 Teachers Salaries	TCHR STR ENG		11.00
						1105 Teachers Salaries Total			11.00
						1305 Supv, Admin, Instr Coaches Sal	PRIN ELEM SM		1.00
						1305 Supv, Admin, Instr Coaches Sal Total			1.00
					1 - Certificated Salaries Total				12.00
					2 - Classified Salaries	2205 Classsuppt Salaries	ATTEND SP		0.50
						2205 Classsuppt Salaries Total			0.50
						2405 Clerical Salaries	SEC ELEM SML		1.00
						2405 Clerical Salaries Total			1.00
					2 - Classified Salaries Total				1.50
				0000 General Purpose-unrestricted Total					13.50
				0002 Unrestricted Supplemental	1 - Certificated Salaries	1105 Teachers Salaries	TCHR ED ENHN		0.25
						1105 Teachers Salaries Total			0.25
						1119 Teacher On Spec Assin School	TSA CLA 10M		0.35
						1119 Teacher On Spec Assin School Total			0.35
					1 - Certificated Salaries Total				0.60
				0002 Unrestricted Supplemental Total					0.60
			Unrestricted Total						14.10
			Restricted	3010 Title I-Basic Grant Low Income	1 - Certificated Salaries	1119 Teacher On Spec Assin School	TSA CLA 10M		0.65
						1119 Teacher On Spec Assin School Total			0.65
					1 - Certificated Salaries Total				0.65
				3010 Title I-Basic Grant Low Income Total					0.65
				3212 ESSER II	1 - Certificated Salaries	1105 Teachers Salaries	TCHR STIP		1.00
						1105 Teachers Salaries Total			1.00
						1119 Teacher On Spec Assin School	TSA CLA 10M		1.00

Scope: The purpose of this report is to summarize the budgeted positons funded by Fund, Site Category, Site, Resource Type and Classification.

Sum of FTE Auth Accum								
Fund	Site Type	Site Code	Resource Type	Resource Code	Classification	Object Code	Job Class	Total
01 General Fund	Elementary School	146 Piedmont Avenue	Restricted	3212 ESSER II	1 - Certificated Salaries	1119 Teacher On Spec Assin School Total		1.00
					1 - Certificated Salaries Total			2.00
				3212 ESSER II Total				2.00
				3216 ELO Esser II St Reserve	1 - Certificated Salaries	1205 Pupilsuppt Salaries	SOC WRKR	1.00
					1 - Certificated Salaries Total	1205 Pupilsuppt Salaries Total		1.00
								1.00
				3216 ELO Esser II St Reserve Total				1.00
				6500 Special Education	1 - Certificated Salaries	1105 Teachers Salaries	TCHR RSP	1.00
							TCHR SDC NON	1.00
							TCHR SDC SEV	2.00
					1 - Certificated Salaries Total	1105 Teachers Salaries Total		4.00
					2 - Classified Salaries			4.00
						2105 Instraides Salaries	PARA EDUCAT	7.20
					2 - Classified Salaries Total	2105 Instraides Salaries Total		7.20
								7.20
				6500 Special Education Total				11.20
				7425 Expanded Learning Opp Prop98	1 - Certificated Salaries	1205 Pupilsuppt Salaries	SOC WRKR	0.00
					1 - Certificated Salaries Total	1205 Pupilsuppt Salaries Total		0.00
								0.00
				7425 Expanded Learning Opp Prop98 Total				0.00
				7426 Expanded Learning Opp Para	2 - Classified Salaries	2105 Instraides Salaries	EARL LIT TUT	1.20
					2 - Classified Salaries Total	2105 Instraides Salaries Total		1.20
								1.20
				7426 Expanded Learning Opp Para Total				1.20
				9225 Kaiser Health&wellness W/ebcf	1 - Certificated Salaries	1105 Teachers Salaries	TCHR STR ENG	1.00
					1 - Certificated Salaries Total	1105 Teachers Salaries Total		1.00
								1.00
				9225 Kaiser Health&wellness W/ebcf Total				1.00
				9236 Kenneth Rainin Foundation	2 - Classified Salaries	2105 Instraides Salaries	EARL LIT TUT	0.40
					2 - Classified Salaries Total	2105 Instraides Salaries Total		0.40
								0.40
				9236 Kenneth Rainin Foundation Total				0.40
				9334 Measure G, Parcel Tax	1 - Certificated Salaries	1105 Teachers Salaries	TCHR ED ENHN	0.75
					1 - Certificated Salaries Total	1105 Teachers Salaries Total		0.75
								0.75
				9334 Measure G, Parcel Tax Total				0.75
			Restricted Total					18.20
		146 Piedmont Avenue Total						32.30
		148 Redwood Heights	Unrestricted	0000 General Purpose-unrestricted	1 - Certificated Salaries	1105 Teachers Salaries	TCHR ED ENHN	0.03
							TCHR STR ENG	10.00
						1105 Teachers Salaries Total		10.03
						1305 Supv, Admin, Instr Coaches Sal PRIN ELEM SM		1.00
					1 - Certificated Salaries Total	1305 Supv, Admin, Instr Coaches Sal Total		1.00
					2 - Classified Salaries			11.03
						2205 Classsuppt Salaries	ATTEND SP	0.50
						2205 Classsuppt Salaries Total		0.50
						2405 Clerical Salaries	ADMNASST120	1.00
					2 - Classified Salaries Total	2405 Clerical Salaries Total		1.00
						2905 Otherclass Salaries	NOON SUP	0.40
						2905 Otherclass Salaries Total		0.40
								1.90
				0000 General Purpose-unrestricted Total				12.93
				0002 Unrestricted Supplemental	1 - Certificated Salaries	1105 Teachers Salaries	TCHR ED ENHN	0.17
					1 - Certificated Salaries Total	1105 Teachers Salaries Total		0.17
								0.17
				0002 Unrestricted Supplemental Total				0.17
			Unrestricted Total					13.10
			Restricted	3212 ESSER II	1 - Certificated Salaries	1119 Teacher On Spec Assin School TSA CLA 10M		1.00
					1 - Certificated Salaries Total	1119 Teacher On Spec Assin School Total		1.00
								1.00
				3212 ESSER II Total				1.00
				3219 ELO ESSER III St Resv LL	2 - Classified Salaries	2305 Supv&adm Salaries	PM COMMU SCH	1.00
					2 - Classified Salaries Total	2305 Supv&adm Salaries Total		1.00
								1.00
				3219 ELO ESSER III St Resv LL Total				1.00
				3310 Se-idea Basic Grant PI94-142	2 - Classified Salaries	2105 Instraides Salaries	ISS	2.40
					2 - Classified Salaries Total	2105 Instraides Salaries Total		2.40
								2.40
				3310 Se-idea Basic Grant PI94-142 Total				2.40

Scope: The purpose of this report is to summarize the budgeted positons funded by Fund, Site Category, Site, Resource Type and Classification.

Sum of FTE Auth Accum												
Fund	Site Type	Site Code	Resource Type	Resource Code	Classification	Object Code	Job Class	Total				
01 General Fund	Elementary School	148 Redwood Heights	Restricted	6500 Special Education	1 - Certificated Salaries	1105 Teachers Salaries	TCHR RSP	1.00				
							TCHR SDC SEV	2.00				
						1105 Teachers Salaries Total		3.00				
					1 - Certificated Salaries Total			3.00				
					2 - Classified Salaries	2105 Instraides Salaries	PARA EDUCAT	0.80				
						2105 Instraides Salaries Total		0.80				
						2205 Classsuppt Salaries	CUST HEA AID	0.80				
						2205 Classsuppt Salaries Total		0.80				
					2 - Classified Salaries Total			1.60				
						6500 Special Education Total		4.60				
						7425 Expanded Learning Opp Prop98	2 - Classified Salaries	0.00				
							2305 Supv&adm Salaries	PM COMMU SCH	0.00			
							2305 Supv&adm Salaries Total		0.00			
							2 - Classified Salaries Total	0.00				
						7425 Expanded Learning Opp Prop98 Total		0.00				
						9334 Measure G, Parcel Tax	1 - Certificated Salaries	0.80				
							1105 Teachers Salaries	TCHR ED ENHN	0.80			
							1105 Teachers Salaries Total		0.80			
							1 - Certificated Salaries Total	0.80				
						9334 Measure G, Parcel Tax Total		0.80				
						9337 PTA LOCAL SCHOOLS	1 - Certificated Salaries	0.75				
							1205 Pupilsuppt Salaries	LIBRARIAN	0.75			
							1205 Pupilsuppt Salaries Total		0.75			
							1 - Certificated Salaries Total	0.75				
						9337 PTA LOCAL SCHOOLS Total		0.75				
							Restricted Total	10.55				
						148 Redwood Heights Total		23.65				
						151 Sequoia	Unrestricted	0.00				
							0000 General Purpose-unrestricted	1 - Certificated Salaries	1105 Teachers Salaries	TCHR STR ENG	17.00	
									1105 Teachers Salaries Total		17.00	
									1305 Supv, Admin, Instr Coaches Sal	PRIN ELEM SM	1.00	
									1305 Supv, Admin, Instr Coaches Sal Total		1.00	
								1 - Certificated Salaries Total			18.00	
								2 - Classified Salaries	2205 Classsuppt Salaries	ATTEND SP BI	0.50	
									2205 Classsuppt Salaries Total		0.50	
									2405 Clerical Salaries	ADMNASST220	1.00	
									2405 Clerical Salaries Total		1.00	
									2905 Otherclass Salaries	NOON SUP	0.50	
									2905 Otherclass Salaries Total		0.50	
								2 - Classified Salaries Total			2.00	
									0000 General Purpose-unrestricted Total		20.00	
								0002 Unrestricted Supplemental	1 - Certificated Salaries	1119 Teacher On Spec Assin School TSA CLA 10M	0.80	
										1119 Teacher On Spec Assin School Total	0.80	
									1 - Certificated Salaries Total		0.80	
									0002 Unrestricted Supplemental Total		0.80	
								0004 Central Concentration	2 - Classified Salaries	2905 Otherclass Salaries	NOON SUP	0.30
										2905 Otherclass Salaries Total	0.30	
				2 - Classified Salaries Total		0.30						
				0004 Central Concentration Total		0.30						
			Unrestricted Total			21.10						
			Restricted	3010 Title I-Basic Grant Low Income	1 - Certificated Salaries	1105 Teachers Salaries	TCHR STIP	1.00				
						1105 Teachers Salaries Total	1.00					
					1 - Certificated Salaries Total		1.00					
				3010 Title I-Basic Grant Low Income Total		1.00						
				3212 ESSER II	1 - Certificated Salaries	1105 Teachers Salaries	TCHR STIP	1.00				
						1105 Teachers Salaries Total	1.00					
						1119 Teacher On Spec Assin School TSA CLA 10M	1.00					
						1119 Teacher On Spec Assin School Total	1.00					
					1 - Certificated Salaries Total		2.00					
				3212 ESSER II Total		2.00						
				3218 ELO ESSER III St Resv Emerqn	1 - Certificated Salaries	1105 Teachers Salaries	FCL MAN DEV	1.00				
						1105 Teachers Salaries Total	1.00					
					1 - Certificated Salaries Total		1.00					
				3218 ELO ESSER III St Resv Emerqncy Total		1.00						
				6500 Special Education	1 - Certificated Salaries	1105 Teachers Salaries	TCHR RSP	1.00				
							TCHR SDC NON	1.00				
							TCHR SDC SEV	1.00				
						1105 Teachers Salaries Total	3.00					
					1 - Certificated Salaries Total		3.00					
					2 - Classified Salaries	2105 Instraides Salaries	PARA EDUCAT	2.40				
						2105 Instraides Salaries Total	2.40					
					2 - Classified Salaries Total		2.40					
				6500 Special Education Total			5.40					

Scope: The purpose of this report is to summarize the budgeted positons funded by Fund, Site Category, Site, Resource Type and Classification.

Sum of FTE Auth Accum												
Fund	Site Type	Site Code	Resource Type	Resource Code	Classification	Object Code	Job Class	Total				
01 General Fund	Elementary School	151 Sequoia	Restricted	7425 Expanded Learning Opp Prop98	1 - Certificated Salaries	1105 Teachers Salaries	FCL MAN DEV	0.00				
						1105 Teachers Salaries Total		0.00				
					1 - Certificated Salaries Total		0.00					
					7425 Expanded Learning Opp Prop98 Total		0.00					
				9334 Measure G, Parcel Tax	1 - Certificated Salaries	1105 Teachers Salaries	TCHR ED ENHN	1.00				
						1105 Teachers Salaries Total		1.00				
					1 - Certificated Salaries Total		1.00					
					9334 Measure G, Parcel Tax Total		1.00					
				Restricted Total			10.40					
				151 Sequoia Total	154 Madison Lower	Unrestricted	0000 General Purpose-unrestricted	1 - Certificated Salaries	1105 Teachers Salaries	TCHR STR ENG	9.00	
										1105 Teachers Salaries Total		9.00
									1 - Certificated Salaries Total		1.00	
								2 - Classified Salaries	2205 Classsuppt Salaries	ATTEND SP BI	0.50	
									2205 Classsuppt Salaries Total		0.50	
									2 - Classified Salaries Total		1.00	
		2405 Clerical Salaries	2405 Clerical Salaries					ADMNASST2 BI	1.00			
			2405 Clerical Salaries Total						1.00			
			2 - Classified Salaries Total						0.40			
		2905 Otherclass Salaries	2905 Otherclass Salaries					NOON SUP	0.40			
			2905 Otherclass Salaries Total						0.40			
			2 - Classified Salaries Total						1.90			
			0000 General Purpose-unrestricted Total						11.90			
		0002 Unrestricted Supplemental	1 - Certificated Salaries					1105 Teachers Salaries	TCHR ED ENHN	0.40		
								1105 Teachers Salaries Total		0.40		
								1119 Teacher On Spec Assin School TSA CLA 11M		0.20		
								1119 Teacher On Spec Assin School Total		0.20		
								1 - Certificated Salaries Total		0.60		
				2 - Classified Salaries	2305 Supv&adm Salaries	PM COMMU SCH	0.47					
					2305 Supv&adm Salaries Total		0.47					
					2 - Classified Salaries Total		0.47					
					0002 Unrestricted Supplemental Total		1.07					
				0004 Central Concentration	2 - Classified Salaries	2305 Supv&adm Salaries	PM COMMU SCH	0.53				
						2305 Supv&adm Salaries Total		0.53				
2 - Classified Salaries Total						0.53						
	0004 Central Concentration Total				0.53							
Unrestricted Total					13.50							
Restricted	3010 Title I-Basic Grant Low Income			1 - Certificated Salaries	1119 Teacher On Spec Assin School TSA CLA 11M		0.80					
		1119 Teacher On Spec Assin School Total			0.80							
		1 - Certificated Salaries Total			0.80							
			3010 Title I-Basic Grant Low Income Total			0.80						
		2 - Classified Salaries	2205 Classsuppt Salaries		SB CULT/CLI	1.00						
			2205 Classsuppt Salaries Total			1.00						
			2 - Classified Salaries Total			1.00						
			3212 ESSER II Total			1.00						
		3213 ESSER III	1 - Certificated Salaries		1105 Teachers Salaries	TCHR STIP	1.00					
					1105 Teachers Salaries Total		1.00					
					1 - Certificated Salaries Total		1.00					
			3213 ESSER III Total			1.00						
		6500 Special Education	1 - Certificated Salaries		1105 Teachers Salaries	TCHR RSP	1.00					
					1105 Teachers Salaries Total	TCHR SDC NON	1.00					
					1 - Certificated Salaries Total		2.00					
					2 - Classified Salaries	2105 Instraides Salaries	PARA EDUCAT	0.80				
						2105 Instraides Salaries Total		0.80				
						2 - Classified Salaries Total		0.80				
	6500 Special Education Total				2.80							
7426 Expanded Learning Opp Para	2 - Classified Salaries			2105 Instraides Salaries	EARL LIT TUT	1.20						
				2105 Instraides Salaries Total		1.20						
				2 - Classified Salaries Total		1.20						
	7426 Expanded Learning Opp Para Total				1.20							
9236 Kenneth Rainin Foundation	2 - Classified Salaries			2105 Instraides Salaries	EARL LIT TUT	0.40						
				2105 Instraides Salaries Total		0.40						
				2 - Classified Salaries Total		0.40						
	9236 Kenneth Rainin Foundation Total				0.40							
9334 Measure G, Parcel Tax	1 - Certificated Salaries	1105 Teachers Salaries	TCHR ED ENHN	0.60								
		1105 Teachers Salaries Total		0.60								
		1 - Certificated Salaries Total		0.60								
2 - Classified Salaries	2205 Classsuppt Salaries	LIBRARY TECH	0.80									
	2 - Classified Salaries Total		0.80									

Scope: The purpose of this report is to summarize the budgeted positons funded by Fund, Site Category, Site, Resource Type and Classification.

Sum of FTE Auth Accum								
Fund	Site Type	Site Code	Resource Type	Resource Code	Classification	Object Code	Job Class	Total
01 General Fund	Elementary School	154 Madison Lower	Restricted	9334 Measure G, Parcel Tax	2 - Classified Salaries	2205 Classsuppt Salaries Total		0.80
					2 - Classified Salaries Total			0.80
			Restricted Total	9334 Measure G, Parcel Tax Total				1.40
								8.60
		154 Madison Lower Total						22.10
		157 Thornhill	Unrestricted	0000 General Purpose-unrestricted	1 - Certificated Salaries	1105 Teachers Salaries	TCHR ED ENHN	0.80
							TCHR STIP	0.23
							TCHR STR ENG	16.00
						1105 Teachers Salaries Total		17.03
						1305 Supv, Admin, Instr Coaches Sal	PRIN ELEM SM	1.00
						1305 Supv, Admin, Instr Coaches Sal Total		1.00
					1 - Certificated Salaries Total			18.03
					2 - Classified Salaries	2205 Classsuppt Salaries	ATTEND SP	0.50
						2205 Classsuppt Salaries Total		0.50
						2405 Clerical Salaries	SEC ELEM SML	1.00
						2405 Clerical Salaries Total		1.00
						2905 Otherclass Salaries	NOON SUP	0.40
						2905 Otherclass Salaries Total		0.40
					2 - Classified Salaries Total			1.90
				0000 General Purpose-unrestricted Total				19.93
				0002 Unrestricted Supplemental	1 - Certificated Salaries	1105 Teachers Salaries	TCHR STIP	0.52
						1105 Teachers Salaries Total		0.52
					1 - Certificated Salaries Total			0.52
			Unrestricted Total	0002 Unrestricted Supplemental Total				0.52
			Restricted	3212 ESSER II	1 - Certificated Salaries	1105 Teachers Salaries	TCHR STIP	1.00
						1105 Teachers Salaries Total		1.00
						1119 Teacher On Spec Assin School	TSA CLA 10M	1.00
						1119 Teacher On Spec Assin School Total		1.00
					1 - Certificated Salaries Total			2.00
				3212 ESSER II Total				2.00
				3213 ESSER III	1 - Certificated Salaries	1105 Teachers Salaries	TCHR STIP	1.00
						1105 Teachers Salaries Total		1.00
					1 - Certificated Salaries Total			1.00
				3213 ESSER III Total				1.00
				3216 ELO Esser II St Reserve	2 - Classified Salaries	2205 Classsuppt Salaries	ATTEND SP	0.50
						2205 Classsuppt Salaries Total		0.50
						2905 Otherclass Salaries	NOON SUP	0.20
						2905 Otherclass Salaries Total		0.20
					2 - Classified Salaries Total			0.70
				3216 ELO Esser II St Reserve Total				0.70
				3310 Se-idea Basic Grant PI94-142	2 - Classified Salaries	2105 Instraides Salaries	PARA EDUCAT	0.80
						2105 Instraides Salaries Total		0.80
					2 - Classified Salaries Total			0.80
				3310 Se-idea Basic Grant PI94-142 Total				0.80
				6500 Special Education	1 - Certificated Salaries	1105 Teachers Salaries	TCHR RSP	2.00
						1105 Teachers Salaries Total		2.00
					1 - Certificated Salaries Total			2.00
					2 - Classified Salaries	2105 Instraides Salaries	PARA EDUCAT	0.40
						2105 Instraides Salaries Total		0.40
					2 - Classified Salaries Total			0.40
				6500 Special Education Total				2.40
				9011 Donations	1 - Certificated Salaries	1105 Teachers Salaries	TCHR STIP	0.10
						1105 Teachers Salaries Total		0.10
					1 - Certificated Salaries Total			0.10
					2 - Classified Salaries	2905 Otherclass Salaries	NOON SUP	0.20
						2905 Otherclass Salaries Total		0.20
					2 - Classified Salaries Total			0.20
				9011 Donations Total				0.30
				9337 PTA LOCAL SCHOOLS	1 - Certificated Salaries	1105 Teachers Salaries	TCHR ED ENHN	1.00
							TCHR STIP	0.20
						1105 Teachers Salaries Total		1.20
					1 - Certificated Salaries Total			1.20
				9337 PTA LOCAL SCHOOLS Total				1.20
			Restricted Total					8.40
		157 Thornhill Total						28.85
		160 Lockwood Steam Acade	Unrestricted	0000 General Purpose-unrestricted	1 - Certificated Salaries	1105 Teachers Salaries	TCHR BILING	5.00
							TCHR STR ENG	15.00
						1105 Teachers Salaries Total		20.00

Scope: The purpose of this report is to summarize the budgeted positions funded by Fund, Site Category, Site, Resource Type and Classification.

Sum of FTE Auth Accum												
Fund	Site Type	Site Code	Resource Type	Resource Code	Classification	Object Code	Job Class	Total				
01 General Fund	Elementary School	160 Lockwood Steam Acad	Unrestricted	0000 General Purpose-unrestricted	1 - Certificated Salaries	1305 Supv, Admin, Instr Coaches Sal	PRIN ELEM LG	1.00				
						1305 Supv, Admin, Instr Coaches Sal Total		1.00				
					1 - Certificated Salaries Total		2.00					
					2 - Classified Salaries	2205 Classssupt Salaries	ATTEND SP	0.50				
						2205 Classssupt Salaries Total		0.50				
						2405 Clerical Salaries	ADMNAST1B24	1.00				
						2405 Clerical Salaries Total		1.00				
						2905 Otherclass Salaries	NOON SUP	0.50				
						2905 Otherclass Salaries Total		0.50				
						2 - Classified Salaries Total		2.00				
						0000 General Purpose-unrestricted Total		23.00				
						0002 Unrestricted Supplemental		1 - Certificated Salaries	1105 Teachers Salaries	TCHR BILING	1.00	
										TCHR ED ENHN	0.90	
										TCHR STIP	1.50	
									1105 Teachers Salaries Total		3.40	
								1 - Certificated Salaries Total			3.40	
								2 - Classified Salaries	2205 Classssupt Salaries	ATTEND SP	0.50	
										LIBRARY TECH	0.13	
									2205 Classssupt Salaries Total		0.63	
									2905 Otherclass Salaries	NOON SUP	1.50	
									2905 Otherclass Salaries Total		1.50	
								2 - Classified Salaries Total			2.13	
								0002 Unrestricted Supplemental Total			5.53	
								0004 Central Concentration		1 - Certificated Salaries	1119 Teacher On Spec Assin School TSA CLA 10M	1.00
										1119 Teacher On Spec Assin School Total	1.00	
										1305 Supv, Admin, Instr Coaches Sal AP ELEM	1.00	
										1305 Supv, Admin, Instr Coaches Sal Total	1.00	
									1 - Certificated Salaries Total		2.00	
									2 - Classified Salaries	2305 Supv&adm Salaries	PM COMMU SCH	0.67
										2305 Supv&adm Salaries Total	0.67	
									2 - Classified Salaries Total		0.67	
								0004 Central Concentration Total			2.67	
								Unrestricted Total			31.20	
								Restricted	3010 Title I-Basic Grant Low Income	1 - Certificated Salaries	1119 Teacher On Spec Assin School TSA CLA 10M	0.20
											TSA CLA 11M	1.00
											1119 Teacher On Spec Assin School Total	1.20
										1 - Certificated Salaries Total		1.20
										2 - Classified Salaries	2305 Supv&adm Salaries	0.33
											2305 Supv&adm Salaries Total	0.33
										2 - Classified Salaries Total		0.33
									3010 Title I-Basic Grant Low Income Total			1.53
									3212 ESSER II	1 - Certificated Salaries	1105 Teachers Salaries	1.00
											1105 Teachers Salaries Total	1.00
										1 - Certificated Salaries Total		1.00
									3212 ESSER II Total			1.00
									3213 ESSER III	1 - Certificated Salaries	1119 Teacher On Spec Assin School TSA CLA 10M	1.00
											1119 Teacher On Spec Assin School Total	1.00
					1 - Certificated Salaries Total		1.00					
				3213 ESSER III Total			1.00					
				3219 ELO ESSER III St Resv LL	1 - Certificated Salaries	1205 Pupilsupt Salaries	1.00					
						1205 Pupilsupt Salaries Total	1.00					
					1 - Certificated Salaries Total		1.00					
				3219 ELO ESSER III St Resv LL Total			1.00					
				6332 CCSPP Implementation Grant	1 - Certificated Salaries	1105 Teachers Salaries	1.00					
						1105 Teachers Salaries Total	1.00					
					1 - Certificated Salaries Total		1.00					
				6332 CCSPP Implementation Grant Total			1.00					
				6500 Special Education	1 - Certificated Salaries	1105 Teachers Salaries	1.00					
						TCHR RSP	1.00					
						TCHR SDC NON	1.00					
						TCHR SDC SEV	2.00					
						1105 Teachers Salaries Total	4.00					
					1 - Certificated Salaries Total		4.00					
					2 - Classified Salaries	2105 Instraides Salaries	0.80					
						PARA EDUCAT	2.40					
						2105 Instraides Salaries Total	3.20					
					2 - Classified Salaries Total		3.20					
				6500 Special Education Total			7.20					
				7425 Expanded Learning Opp Prop98	1 - Certificated Salaries	1205 Pupilsupt Salaries	0.00					
						1205 Pupilsupt Salaries Total	0.00					

Scope: The purpose of this report is to summarize the budgeted positons funded by Fund, Site Category, Site, Resource Type and Classification.

Sum of FTE Auth Accum												
Fund	Site Type	Site Code	Resource Type	Resource Code	Classification	Object Code	Job Class	Total				
01 General Fund	Elementary School	160 Lockwood Steam Academ	Restricted	7425 Expanded Learning Opp Prop98	1 - Certificated Salaries Total			0.00				
				7425 Expanded Learning Opp Prop98 Total				0.00				
				7426 Expanded Learning Opp Para	2 - Classified Salaries	2105 Instraides Salaries	EARL LIT TUT	2.60				
				7426 Expanded Learning Opp Para Total	2 - Classified Salaries Total	2105 Instraides Salaries Total		2.60				
				7426 Expanded Learning Opp Para Total				2.60				
				7812 Early Literacy Support Block	1 - Certificated Salaries	1105 Teachers Salaries	TCHR STIP	0.50				
						1105 Teachers Salaries Total		0.50				
						1119 Teacher On Spec Assin School	TSA CLA 11M	2.00				
						1119 Teacher On Spec Assin School Total		2.00				
							1 - Certificated Salaries Total	2.50				
				7812 Early Literacy Support Block Total				2.50				
				9236 Kenneth Rainin Foundation	2 - Classified Salaries	2105 Instraides Salaries	EARL LIT TUT	0.60				
						2105 Instraides Salaries Total		0.60				
							2 - Classified Salaries Total	0.60				
				9236 Kenneth Rainin Foundation Total				0.60				
				9334 Measure G, Parcel Tax	1 - Certificated Salaries	1105 Teachers Salaries	TCHR ED ENHN	1.10				
						1105 Teachers Salaries Total		1.10				
							1 - Certificated Salaries Total	1.10				
							2 - Classified Salaries	0.87				
						2205 Classssuppt Salaries	LIBRARY TECH	0.87				
						2205 Classssuppt Salaries Total		0.87				
							2 - Classified Salaries Total	0.87				
				9334 Measure G, Parcel Tax Total				1.97				
							Restricted Total	20.40				
						160 Lockwood Steam Academy Total		51.60				
						165 Acorn Woodland K-5	Unrestricted	0000 General Purpose-unrestricted	1 - Certificated Salaries	1105 Teachers Salaries	TCHR BILING	3.00
											TCHR STR ENG	6.00
										1105 Teachers Salaries Total		9.00
										1305 Supv, Admin, Instr Coaches Sal	PRIN ELEM SM	1.00
										1305 Supv, Admin, Instr Coaches Sal Total		1.00
									1 - Certificated Salaries Total			10.00
									2 - Classified Salaries	2205 Classssuppt Salaries	ATTEND SP BI	0.50
										2205 Classssuppt Salaries Total		0.50
										2405 Clerical Salaries	ADMNAST1B20	1.00
										2405 Clerical Salaries Total		1.00
										2905 Otherclass Salaries	NOON SUP	0.40
										2905 Otherclass Salaries Total		0.40
									2 - Classified Salaries Total			1.90
								0000 General Purpose-unrestricted Total				11.90
								0002 Unrestricted Supplemental	1 - Certificated Salaries	1105 Teachers Salaries	TCHR ED ENHN	0.45
										1105 Teachers Salaries Total		0.45
										1119 Teacher On Spec Assin School	TSA 10P	1.00
						1119 Teacher On Spec Assin School Total		1.00				
					1 - Certificated Salaries Total			1.45				
					2 - Classified Salaries	2205 Classssuppt Salaries	ATTEND SP BI	0.10				
						2205 Classssuppt Salaries Total		0.10				
						2905 Otherclass Salaries	NOON SUP	0.30				
						2905 Otherclass Salaries Total		0.30				
					2 - Classified Salaries Total			0.40				
				0002 Unrestricted Supplemental Total				1.85				
				0004 Central Concentration	1 - Certificated Salaries	1119 Teacher On Spec Assin School	TSA CLA 11M	0.40				
						1119 Teacher On Spec Assin School Total		0.40				
					1 - Certificated Salaries Total			0.40				
				0004 Central Concentration Total				0.40				
					Unrestricted Total			14.15				
				3010 Title I-Basic Grant Low Income	1 - Certificated Salaries	1119 Teacher On Spec Assin School	TSA CLA 11M	0.60				
						1119 Teacher On Spec Assin School Total		0.60				
					1 - Certificated Salaries Total			0.60				
				3010 Title I-Basic Grant Low Income Total				0.60				
				3212 ESSER II	1 - Certificated Salaries	1105 Teachers Salaries	TCHR STIP	1.00				
						1105 Teachers Salaries Total		1.00				
					1 - Certificated Salaries Total			1.00				
				3212 ESSER II Total				1.00				
				6332 CCSPP Implementation Grant	2 - Classified Salaries	2305 Supv&adm Salaries	PM COMMU SCH	1.00				
						2305 Supv&adm Salaries Total		1.00				
					2 - Classified Salaries Total			1.00				
				6332 CCSPP Implementation Grant Total				1.00				
				6500 Special Education	1 - Certificated Salaries	1105 Teachers Salaries	TCHR SDC NON	1.00				
						1105 Teachers Salaries Total		1.00				

Scope: The purpose of this report is to summarize the budgeted positions funded by Fund, Site Category, Site, Resource Type and Classification.

Sum of FTE Auth Accum									
Fund	Site Type	Site Code	Resource Type	Resource Code	Classification	Object Code	Job Class	Total	
01 General Fund	Elementary School	165 Acorn Woodland K-5	Restricted	6500 Special Education	1 - Certificated Salaries Total				1.00
					2 - Classified Salaries	2105 Instraides Salaries	PARA EDUCAT		2.40
						2105 Instraides Salaries Total			2.40
					2 - Classified Salaries Total				2.40
				6500 Special Education Total					3.40
				7425 Expanded Learning Opp Prop98	2 - Classified Salaries	2905 Otherclass Salaries	NOON SUP		0.50
						2905 Otherclass Salaries Total			0.50
					2 - Classified Salaries Total				0.50
				7425 Expanded Learning Opp Prop98 Total					0.50
				7426 Expanded Learning Opp Para	2 - Classified Salaries	2105 Instraides Salaries	EARL LIT TUT		1.20
						2105 Instraides Salaries Total			1.20
					2 - Classified Salaries Total				1.20
				7426 Expanded Learning Opp Para Total					1.20
				9236 Kenneth Rainin Foundation	2 - Classified Salaries	2105 Instraides Salaries	EARL LIT TUT		0.40
						2105 Instraides Salaries Total			0.40
					2 - Classified Salaries Total				0.40
				9236 Kenneth Rainin Foundation Total					0.40
				9334 Measure G, Parcel Tax	1 - Certificated Salaries	1105 Teachers Salaries	TCHR ED ENHN		0.55
						1105 Teachers Salaries Total			0.55
					1 - Certificated Salaries Total				0.55
				9334 Measure G, Parcel Tax Total					0.55
			Restricted Total						8.65
		165 Acorn Woodland K-5 Total							22.80
		168 Carl B. Munck Element	Unrestricted	0000 General Purpose-unrestricted	1 - Certificated Salaries	1105 Teachers Salaries	TCHR STR ENG		7.00
						1105 Teachers Salaries Total			7.00
						1305 Supv, Admin, Instr Coaches Sal	PRIN ELEM SM		1.00
						1305 Supv, Admin, Instr Coaches Sal Total			1.00
					1 - Certificated Salaries Total				8.00
					2 - Classified Salaries	2205 Classsuppt Salaries	ATTEND SP		0.50
						2205 Classsuppt Salaries Total			0.50
						2405 Clerical Salaries	ADMNASST120		1.00
						2405 Clerical Salaries Total			1.00
						2905 Otherclass Salaries	NOON SUP		0.40
						2905 Otherclass Salaries Total			0.40
					2 - Classified Salaries Total				1.90
				0000 General Purpose-unrestricted Total					9.90
				0002 Unrestricted Supplemental	1 - Certificated Salaries	1119 Teacher On Spec Assin School	TSA 10P		0.39
						1119 Teacher On Spec Assin School Total			0.39
					1 - Certificated Salaries Total				0.39
				0002 Unrestricted Supplemental Total					0.39
				0004 Central Concentration	1 - Certificated Salaries	1119 Teacher On Spec Assin School	TSA 10P		0.40
						1119 Teacher On Spec Assin School Total			0.40
					1 - Certificated Salaries Total				0.40
				0004 Central Concentration Total					0.40
			Unrestricted Total						10.69
			Restricted	3010 Title I-Basic Grant Low Income	1 - Certificated Salaries	1119 Teacher On Spec Assin School	TSA 10P		0.21
						1119 Teacher On Spec Assin School Total			0.21
					1 - Certificated Salaries Total				0.21
				3010 Title I-Basic Grant Low Income Total					0.21
				3213 ESSER III	1 - Certificated Salaries	1105 Teachers Salaries	TCHR ED ENHN		1.00
						1105 Teachers Salaries Total			1.00
					1 - Certificated Salaries Total				1.00
				3213 ESSER III Total					1.00
				3219 ELO ESSER III St Resv LL	2 - Classified Salaries	2305 Supv&adm Salaries	PM COM SCH11		1.00
						2305 Supv&adm Salaries Total			1.00
					2 - Classified Salaries Total				1.00
				3219 ELO ESSER III St Resv LL Total					1.00
				3226 After School Educ & Safety	2 - Classified Salaries	2205 Classsuppt Salaries	SITE LIAISON		1.00
						2205 Classsuppt Salaries Total			1.00
					2 - Classified Salaries Total				1.00
				3226 After School Educ & Safety Total					1.00
				3226 After School Educ & Safety Total					1.00
				3310 Se-idea Basic Grant PI94-142	2 - Classified Salaries	2105 Instraides Salaries	ISS		0.80
						2105 Instraides Salaries Total	PARA EDUCAT		1.60
					2 - Classified Salaries Total				2.40
				3310 Se-idea Basic Grant PI94-142 Total					2.40
				6500 Special Education	1 - Certificated Salaries	1105 Teachers Salaries	TCHR SDC SEV		3.00
						1105 Teachers Salaries Total			3.00
					1 - Certificated Salaries Total				3.00

Scope: The purpose of this report is to summarize the budgeted positions funded by Fund, Site Category, Site, Resource Type and Classification.

Sum of FTE Auth Accum								
Fund	Site Type	Site Code	Resource Type	Resource Code	Classification	Object Code	Job Class	Total
01 General Fund	Elementary School	168 Carl B. Munck Element	Restricted	6500 Special Education	2 - Classified Salaries	2105 Instraides Salaries	PARA EDUCAT	3.20
						2105 Instraides Salaries Total		3.20
					2 - Classified Salaries Total			3.20
				6500 Special Education Total				6.20
				7425 Expanded Learning Opp Prop98	2 - Classified Salaries	2305 Supv&adm Salaries	PM COM SCH11	0.00
						2305 Supv&adm Salaries Total		0.00
					2 - Classified Salaries Total			0.00
				7425 Expanded Learning Opp Prop98 Total				0.00
				7426 Expanded Learning Opp Para	2 - Classified Salaries	2105 Instraides Salaries	EARL LIT TUT	1.60
						2105 Instraides Salaries Total		1.60
					2 - Classified Salaries Total			1.60
				7426 Expanded Learning Opp Para Total				1.60
				9334 Measure G, Parcel Tax	2 - Classified Salaries	2205 Classssuppt Salaries	LIBRARY TECH	0.80
						2205 Classssuppt Salaries Total		0.80
					2 - Classified Salaries Total			0.80
				9334 Measure G, Parcel Tax Total				0.80
			Restricted Total					14.21
		168 Carl B. Munck Elementary Total						24.90
		169 Oakland Academy of Ki	Unrestricted	0000 General Purpose-unrestricted	1 - Certificated Salaries	1105 Teachers Salaries	TCHR STR ENG	10.00
						1105 Teachers Salaries Total		10.00
						1305 Supv, Admin, Instr Coaches Sal	PRIN ELEM LG	1.00
						1305 Supv, Admin, Instr Coaches Sal Total		1.00
					1 - Certificated Salaries Total			11.00
					2 - Classified Salaries	2205 Classssuppt Salaries	ATTEND SP	0.50
						2205 Classssuppt Salaries Total		0.50
						2405 Clerical Salaries	ADMNAST1B20	1.00
						2405 Clerical Salaries Total		1.00
						2905 Otherclass Salaries	NOON SUP	0.40
						2905 Otherclass Salaries Total		0.40
					2 - Classified Salaries Total			1.90
				0000 General Purpose-unrestricted Total				12.90
				0002 Unrestricted Supplemental	1 - Certificated Salaries	1119 Teacher On Spec Assin School	TSA CLA 10M	0.50
						1119 Teacher On Spec Assin School Total		0.50
						1205 Pupilsuppt Salaries	COUNSELOR	1.00
						1205 Pupilsuppt Salaries Total		1.00
					1 - Certificated Salaries Total			1.50
				0002 Unrestricted Supplemental Total				1.50
				0041 AB1840 Final Installment	1 - Certificated Salaries	1105 Teachers Salaries	TCHR ED ENHN	0.80
						1105 Teachers Salaries Total		0.80
					1 - Certificated Salaries Total			0.80
				0041 AB1840 Final Installment Total				0.80
			Unrestricted Total					15.20
			Restricted	3010 Title I-Basic Grant Low Income	1 - Certificated Salaries	1119 Teacher On Spec Assin School	TSA CLA 10M	0.30
						1119 Teacher On Spec Assin School Total		0.30
					1 - Certificated Salaries Total			0.30
					2 - Classified Salaries	2205 Classssuppt Salaries	ATTEND SP	0.50
						2205 Classssuppt Salaries Total		0.50
					2 - Classified Salaries Total			0.50
				3010 Title I-Basic Grant Low Income Total				0.80
				3212 ESSER II	1 - Certificated Salaries	1119 Teacher On Spec Assin School	TSA CLA 10M	0.50
						1119 Teacher On Spec Assin School Total		0.50
					1 - Certificated Salaries Total			0.50
				3212 ESSER II Total				0.50
				3213 ESSER III	1 - Certificated Salaries	1119 Teacher On Spec Assin School	TSA CLA 10M	0.50
						1119 Teacher On Spec Assin School Total		0.50
					1 - Certificated Salaries Total			0.50
				3213 ESSER III Total				0.50
				3219 ELO ESSER III St Resv LL	2 - Classified Salaries	2305 Supv&adm Salaries	PM COMMU SCH	1.00
						2305 Supv&adm Salaries Total		1.00
					2 - Classified Salaries Total			1.00
				3219 ELO ESSER III St Resv LL Total				1.00
				3310 Se-idea Basic Grant PI94-142	2 - Classified Salaries	2105 Instraides Salaries	ISS	4.00
						2105 Instraides Salaries Total		4.00
					2 - Classified Salaries Total			4.00
				3310 Se-idea Basic Grant PI94-142 Total				4.00
				6332 CCSPP Implementation Grant	1 - Certificated Salaries	1105 Teachers Salaries	TCHR STR ENG	0.20
						1105 Teachers Salaries Total		0.20
					1 - Certificated Salaries Total			0.20
					2 - Classified Salaries	2105 Instraides Salaries	PARA EDUCAT	0.80

Scope: The purpose of this report is to summarize the budgeted positions funded by Fund, Site Category, Site, Resource Type and Classification.

Sum of FTE Auth Accum											
Fund	Site Type	Site Code	Resource Type	Resource Code	Classification	Object Code	Job Class	Total			
01 General Fund	Elementary School	169 Oakland Academy of Kno	Restricted	6332 CCSPP Implementation Grant	2 - Classified Salaries	2105 Instraides Salaries Total		0.80			
					2 - Classified Salaries Total			0.80			
				6332 CCSPP Implementation Grant Total				1.00			
				6500 Special Education	1 - Certificated Salaries	1105 Teachers Salaries	TCHR RSP	1.00			
							TCHR SDC NON	2.00			
							1105 Teachers Salaries Total	3.00			
							1 - Certificated Salaries Total	3.00			
				6500 Special Education Total				3.00			
				7425 Expanded Learning Opp Prop98	2 - Classified Salaries	2305 Supv&adm Salaries	PM COMMU SCH	0.00			
						2305 Supv&adm Salaries Total		0.00			
							2 - Classified Salaries Total	0.00			
				7425 Expanded Learning Opp Prop98 Total				0.00			
				7426 Expanded Learning Opp Para	2 - Classified Salaries	2105 Instraides Salaries	EARL LIT TUT	1.20			
						2105 Instraides Salaries Total		1.20			
							2 - Classified Salaries Total	1.20			
				7426 Expanded Learning Opp Para Total				1.20			
				9236 Kenneth Rainin Foundation	2 - Classified Salaries	2105 Instraides Salaries	EARL LIT TUT	0.40			
						2105 Instraides Salaries Total		0.40			
							2 - Classified Salaries Total	0.40			
				9236 Kenneth Rainin Foundation Total				0.40			
				9334 Measure G, Parcel Tax	1 - Certificated Salaries	1105 Teachers Salaries	TCHR ED ENHN	0.70			
						1105 Teachers Salaries Total		0.70			
							1 - Certificated Salaries Total	0.70			
				9334 Measure G, Parcel Tax Total				0.70			
							Restricted Total	13.10			
						169 Oakland Academy of Knowledge Total		28.30			
						170 Hoover	Unrestricted				
							0000 General Purpose-unrestricted	1 - Certificated Salaries	1105 Teachers Salaries	TCHR STR ENG	9.00
									1105 Teachers Salaries Total		9.00
									1305 Supv, Admin, Instr Coaches Sal	PRIN ELEM SM	1.00
									1305 Supv, Admin, Instr Coaches Sal Total		1.00
								1 - Certificated Salaries Total			10.00
								2 - Classified Salaries	2205 Classssuppt Salaries	ATTEND SP	0.50
									2205 Classssuppt Salaries Total		0.50
									2405 Clerical Salaries	ADMNAST1B20	1.00
									2405 Clerical Salaries Total		1.00
									2905 Otherclass Salaries	NOON SUP	0.40
									2905 Otherclass Salaries Total		0.40
								2 - Classified Salaries Total			1.90
				0000 General Purpose-unrestricted Total							11.90
				0002 Unrestricted Supplemental	1 - Certificated Salaries	1105 Teachers Salaries	TCHR ED ENHN	0.45			
						1105 Teachers Salaries Total		0.45			
							1 - Certificated Salaries Total	0.45			
							2 - Classified Salaries	2205 Classssuppt Salaries	ATTEND SP	0.50	
									COM RELAST2B	0.40	
									2205 Classssuppt Salaries Total		0.90
								2 - Classified Salaries Total			0.90
0002 Unrestricted Supplemental Total							1.35				
0004 Central Concentration	2 - Classified Salaries	2205 Classssuppt Salaries	COM RELAST2B	0.60							
		2205 Classssuppt Salaries Total		0.60							
			2 - Classified Salaries Total	0.60							
0004 Central Concentration Total				0.60							
			Unrestricted Total	13.85							
			Restricted								
			3212 ESSER II	1 - Certificated Salaries	1119 Teacher On Spec Assin School	TSA CLA 10M	1.00				
					1119 Teacher On Spec Assin School Total		1.00				
				1 - Certificated Salaries Total			1.00				
			3212 ESSER II Total				1.00				
			3219 ELO ESSER III St Resv LL	2 - Classified Salaries	2305 Supv&adm Salaries	PM COM SCH11	0.66				
					2305 Supv&adm Salaries Total		0.66				
				2 - Classified Salaries Total			0.66				
			3219 ELO ESSER III St Resv LL Total				0.66				
			6332 CCSPP Implementation Grant	2 - Classified Salaries	2305 Supv&adm Salaries	PM COM SCH11	0.34				
					2305 Supv&adm Salaries Total		0.34				
					2905 Otherclass Salaries	NOON SUP	0.30				
					2905 Otherclass Salaries Total		0.30				
				2 - Classified Salaries Total			0.64				
6332 CCSPP Implementation Grant Total							0.64				
6500 Special Education	1 - Certificated Salaries	1105 Teachers Salaries	TCHR RSP	1.00							
		1105 Teachers Salaries Total		1.00							
			1 - Certificated Salaries Total	1.00							

Scope: The purpose of this report is to summarize the budgeted positions funded by Fund, Site Category, Site, Resource Type and Classification.

Sum of FTE Auth Accum												
Fund	Site Type	Site Code	Resource Type	Resource Code	Classification	Object Code	Job Class	Total				
01 General Fund	Elementary School	170 Hoover	Restricted	6500 Special Education	2 - Classified Salaries	2105 Instraides Salaries	PARA EDUCAT	0.80				
						2105 Instraides Salaries Total		0.80				
					2 - Classified Salaries Total			0.80				
				6500 Special Education Total				1.80				
				7426 Expanded Learning Opp Para	2 - Classified Salaries	2105 Instraides Salaries	EARL LIT TUT	1.20				
						2105 Instraides Salaries Total		1.20				
					2 - Classified Salaries Total			1.20				
				7426 Expanded Learning Opp Para Total				1.20				
				7812 Early Literacy Support Block	1 - Certificated Salaries	1119 Teacher On Spec Assin School TSA CLA 11M		1.00				
						1119 Teacher On Spec Assin School Total		1.00				
					1 - Certificated Salaries Total			1.00				
				7812 Early Literacy Support Block Total				1.00				
				9236 Kenneth Rainin Foundation	2 - Classified Salaries	2105 Instraides Salaries	EARL LIT TUT	0.40				
						2105 Instraides Salaries Total		0.40				
					2 - Classified Salaries Total			0.40				
				9236 Kenneth Rainin Foundation Total				0.40				
				9334 Measure G, Parcel Tax	1 - Certificated Salaries	1105 Teachers Salaries	TCHR ED ENHN	0.55				
						1105 Teachers Salaries Total		0.55				
					1 - Certificated Salaries Total			0.55				
					2 - Classified Salaries	2205 Classsuppt Salaries	LIBRARY TECH	0.50				
						2205 Classsuppt Salaries Total		0.50				
					2 - Classified Salaries Total			0.50				
				9334 Measure G, Parcel Tax Total				1.05				
					Restricted Total			7.75				
						170 Hoover Total		21.60				
						172 Fred T Korematsu Disc	Unrestricted	0000 General Purpose-unrestricted	1 - Certificated Salaries	1105 Teachers Salaries	TCHR STR ENG	8.00
										1105 Teachers Salaries Total		8.00
										1305 Supv, Admin, Instr Coaches Sal PRIN ELEM SM		1.00
										1305 Supv, Admin, Instr Coaches Sal Total		1.00
									1 - Certificated Salaries Total			9.00
									2 - Classified Salaries	2205 Classsuppt Salaries	ATTEND SP BI	0.50
										2205 Classsuppt Salaries Total		0.50
										2405 Clerical Salaries	ADMNASST124	1.00
										2405 Clerical Salaries Total		1.00
										2905 Otherclass Salaries	NOON SUP	0.40
										2905 Otherclass Salaries Total		0.40
									2 - Classified Salaries Total			1.90
								0000 General Purpose-unrestricted Total				10.90
								0002 Unrestricted Supplemental	1 - Certificated Salaries	1105 Teachers Salaries	TCHR STIP	0.50
										1105 Teachers Salaries Total		0.50
									1 - Certificated Salaries Total			0.50
									2 - Classified Salaries	2305 Supv&adm Salaries	PM COMMU SCH	0.47
										2305 Supv&adm Salaries Total		0.47
									2 - Classified Salaries Total			0.47
								0002 Unrestricted Supplemental Total				0.97
								0004 Central Concentration	2 - Classified Salaries	2305 Supv&adm Salaries	PM COMMU SCH	0.53
										2305 Supv&adm Salaries Total		0.53
					2 - Classified Salaries Total			0.53				
				0004 Central Concentration Total				0.53				
			Unrestricted Total					12.40				
			Restricted	3010 Title I-Basic Grant Low Income	1 - Certificated Salaries	1105 Teachers Salaries	TCHR STIP	0.50				
						1105 Teachers Salaries Total		0.50				
					1 - Certificated Salaries Total			0.50				
				3010 Title I-Basic Grant Low Income Total				0.50				
				3212 ESSER II	1 - Certificated Salaries	1119 Teacher On Spec Assin School TSA CLA 10M		1.00				
						1119 Teacher On Spec Assin School Total		1.00				
						1205 Pupilsuppt Salaries	SOC WRKR	1.00				
						1205 Pupilsuppt Salaries Total		1.00				
					1 - Certificated Salaries Total			2.00				
				3212 ESSER II Total				2.00				
				6500 Special Education	1 - Certificated Salaries	1105 Teachers Salaries	TCHR RSP	1.00				
							TCHR SDC NON	1.00				
						1105 Teachers Salaries Total		2.00				
					1 - Certificated Salaries Total			2.00				
					2 - Classified Salaries	2105 Instraides Salaries	PARA EDUCAT	1.60				
						2105 Instraides Salaries Total		1.60				
					2 - Classified Salaries Total			1.60				
				6500 Special Education Total				3.60				
				7426 Expanded Learning Opp Para	2 - Classified Salaries	2105 Instraides Salaries	EARL LIT TUT	0.80				

Scope: The purpose of this report is to summarize the budgeted positions funded by Fund, Site Category, Site, Resource Type and Classification.

Sum of FTE Auth Accum								
Fund	Site Type	Site Code	Resource Type	Resource Code	Classification	Object Code	Job Class	Total
01 General Fund	Elementary School	172 Fred T Korematsu Discov	Restricted	7426 Expanded Learning Opp Para	2 - Classified Salaries	2105 Instraides Salaries Total		0.80
					2 - Classified Salaries Total			0.80
				7426 Expanded Learning Opp Para Total				0.80
				9334 Measure G, Parcel Tax	1 - Certificated Salaries	1105 Teachers Salaries	TCHR ED ENHN	0.50
						1105 Teachers Salaries Total		0.50
					1 - Certificated Salaries Total			0.50
					2 - Classified Salaries	2205 Classssupt Salaries	LIBRARY TECH	0.50
						2205 Classssupt Salaries Total		0.50
					2 - Classified Salaries Total			0.50
				9334 Measure G, Parcel Tax Total				1.00
			Restricted Total					7.90
		172 Fred T Korematsu Discovery Ac Total						20.30
		175 Manzanita Seed	Unrestricted	0000 General Purpose-unrestricted	1 - Certificated Salaries	1105 Teachers Salaries	TCHR BILING	11.00
							TCHR STR ENG	5.00
						1105 Teachers Salaries Total		16.00
						1305 Supv, Admin, Instr Coaches Sal	PRIN ELEM SM	1.00
						1305 Supv, Admin, Instr Coaches Sal Total		1.00
					1 - Certificated Salaries Total			17.00
					2 - Classified Salaries	2205 Classssupt Salaries	ATTEND SP BI	0.50
						2205 Classssupt Salaries Total		0.50
						2405 Clerical Salaries	ADMNASST3B	1.00
						2405 Clerical Salaries Total		1.00
						2905 Otherclass Salaries	NOON SUP	0.41
						2905 Otherclass Salaries Total		0.41
					2 - Classified Salaries Total			1.91
				0000 General Purpose-unrestricted Total				18.91
				0002 Unrestricted Supplemental	1 - Certificated Salaries	1105 Teachers Salaries	TCHR ED ENHN	0.10
							TCHR STIP	0.40
							TCHR STR ENG	0.50
						1105 Teachers Salaries Total		1.00
					1 - Certificated Salaries Total			1.00
					2 - Classified Salaries	2305 Supv&adm Salaries	PM COMMU SCH	0.20
						2305 Supv&adm Salaries Total		0.20
						2405 Clerical Salaries	CLK BIL	0.50
						2405 Clerical Salaries Total		0.50
						2905 Otherclass Salaries	NOON SUP	0.31
						2905 Otherclass Salaries Total		0.31
					2 - Classified Salaries Total			1.01
				0002 Unrestricted Supplemental Total				2.01
				0004 Central Concentration	2 - Classified Salaries	2205 Classssupt Salaries	FACRESTORJUS	0.50
						2205 Classssupt Salaries Total		0.50
					2 - Classified Salaries Total			0.50
			Unrestricted Total					21.42
			Restricted	3010 Title I-Basic Grant Low Income	1 - Certificated Salaries	1105 Teachers Salaries	FCL MAN DEV	0.30
							TCHR STIP	0.05
						1105 Teachers Salaries Total		0.35
					1 - Certificated Salaries Total			0.35
					2 - Classified Salaries	2305 Supv&adm Salaries	PM COMMU SCH	0.80
						2305 Supv&adm Salaries Total		0.80
					2 - Classified Salaries Total			0.80
				3010 Title I-Basic Grant Low Income Total				1.15
				3212 ESSER II	1 - Certificated Salaries	1105 Teachers Salaries	TCHR STIP	1.00
						1105 Teachers Salaries Total		1.00
					1 - Certificated Salaries Total			1.00
				3212 ESSER II Total				1.00
				3216 ELO Esser II St Reserve	2 - Classified Salaries	2205 Classssupt Salaries	FACRESTORJUS	0.50
						2205 Classssupt Salaries Total		0.50
					2 - Classified Salaries Total			0.50
				3216 ELO Esser II St Reserve Total				0.50
				6500 Special Education	1 - Certificated Salaries	1105 Teachers Salaries	TCHR RSP	1.00
							TCHR SDC NON	3.00
						1105 Teachers Salaries Total		4.00
					1 - Certificated Salaries Total			4.00
					2 - Classified Salaries	2105 Instraides Salaries	PARA EDUCAT	2.40
						2105 Instraides Salaries Total		2.40
					2 - Classified Salaries Total			2.40
				6500 Special Education Total				6.40
				7425 Expanded Learning Opp Prop98	2 - Classified Salaries	2205 Classssupt Salaries	FACRESTORJUS	0.00

Scope: The purpose of this report is to summarize the budgeted positons funded by Fund, Site Category, Site, Resource Type and Classification.

Sum of FTE Auth Accum								
Fund	Site Type	Site Code	Resource Type	Resource Code	Classification	Object Code	Job Class	Total
01 General Fund	Elementary School	175 Manzanita Seed	Restricted	7425 Expanded Learning Opp Prop98	2 - Classified Salaries	2205 Classsuppt Salaries Total		0.00
					2 - Classified Salaries Total			0.00
				7425 Expanded Learning Opp Prop98 Total				0.00
				7426 Expanded Learning Opp Para	2 - Classified Salaries	2105 Instraides Salaries	EARL LIT TUT	1.80
						2105 Instraides Salaries Total		1.80
					2 - Classified Salaries Total			1.80
				7426 Expanded Learning Opp Para Total				1.80
				9236 Kenneth Rainin Foundation	2 - Classified Salaries	2105 Instraides Salaries	EARL LIT TUT	0.60
						2105 Instraides Salaries Total		0.60
					2 - Classified Salaries Total			0.60
				9236 Kenneth Rainin Foundation Total				0.60
				9334 Measure G, Parcel Tax	1 - Certificated Salaries	1105 Teachers Salaries	TCHR ED ENHN	0.90
						1105 Teachers Salaries Total		0.90
					1 - Certificated Salaries Total			0.90
					2 - Classified Salaries	2205 Classsuppt Salaries	LIBRARY TECH	0.50
						2205 Classsuppt Salaries Total		0.50
					2 - Classified Salaries Total			0.50
				9334 Measure G, Parcel Tax Total				1.40
			Restricted Total					12.85
		175 Manzanita Seed Total						34.27
		177 Esperanza Academy	Unrestricted	0000 General Purpose-unrestricted	1 - Certificated Salaries	1105 Teachers Salaries	TCHR BILING	15.00
						1105 Teachers Salaries Total		15.00
						1305 Supv, Admin, Instr Coaches Sal PRIN ELEM SM		1.00
						1305 Supv, Admin, Instr Coaches Sal Total		1.00
					1 - Certificated Salaries Total			16.00
					2 - Classified Salaries	2205 Classsuppt Salaries	ATTEND SP BI	0.50
						2205 Classsuppt Salaries Total		0.50
						2405 Clerical Salaries	ADMNAST1B20	1.00
						2405 Clerical Salaries Total		1.00
						2905 Otherclass Salaries	NOON SUP	0.50
						2905 Otherclass Salaries Total		0.50
					2 - Classified Salaries Total			2.00
				0000 General Purpose-unrestricted Total				18.00
				0002 Unrestricted Supplemental	1 - Certificated Salaries	1105 Teachers Salaries	TCHR ED ENHN	0.15
							TCHR STIP	2.00
							TCHR STR ENG	0.50
						1105 Teachers Salaries Total		2.65
						1119 Teacher On Spec Assin School TSA CLA 10M		0.20
						1119 Teacher On Spec Assin School Total		0.20
					1 - Certificated Salaries Total			2.85
					2 - Classified Salaries	2205 Classsuppt Salaries	ATTEND SP BI	0.50
						2205 Classsuppt Salaries Total		0.50
						2905 Otherclass Salaries	NOON SUP	0.20
						2905 Otherclass Salaries Total		0.20
					2 - Classified Salaries Total			0.70
				0002 Unrestricted Supplemental Total				3.55
				0004 Central Concentration	1 - Certificated Salaries	1119 Teacher On Spec Assin School TSA CLA 10M		1.00
						1119 Teacher On Spec Assin School Total		1.00
					1 - Certificated Salaries Total			1.00
			Unrestricted Total					22.55
			Restricted	3010 Title I-Basic Grant Low Income	1 - Certificated Salaries	1119 Teacher On Spec Assin School TSA CLA 10M		0.95
						1119 Teacher On Spec Assin School Total		0.95
					1 - Certificated Salaries Total			0.95
				3010 Title I-Basic Grant Low Income Total				0.95
				3218 ELO ESSER III St Resv Emergn	2 - Classified Salaries	2205 Classsuppt Salaries	RECESS COACH	0.86
						2205 Classsuppt Salaries Total		0.86
					2 - Classified Salaries Total			0.86
				3218 ELO ESSER III St Resv Emergncy Total				0.86
				3219 ELO ESSER III St Resv LL	2 - Classified Salaries	2305 Supv&adm Salaries	PM COMMU SCH	1.00
						2305 Supv&adm Salaries Total		1.00
					2 - Classified Salaries Total			1.00
				3219 ELO ESSER III St Resv LL Total				1.00
				6500 Special Education	1 - Certificated Salaries	1105 Teachers Salaries	TCHR RSP	0.80
							TCHR SDC SEV	1.00
						1105 Teachers Salaries Total		1.80
					1 - Certificated Salaries Total			1.80
					2 - Classified Salaries	2105 Instraides Salaries	PARA EDUCAT	4.80
						2105 Instraides Salaries Total		4.80

Scope: The purpose of this report is to summarize the budgeted positions funded by Fund, Site Category, Site, Resource Type and Classification.

Sum of FTE Auth Accum								
Fund	Site Type	Site Code	Resource Type	Resource Code	Classification	Object Code	Job Class	Total
01 General Fund	Elementary School	177 Esperanza Academy	Restricted	6500 Special Education	2 - Classified Salaries Total			4.80
				6500 Special Education Total				6.60
				7425 Expanded Learning Opp Prop98	2 - Classified Salaries	2205 Classssuppt Salaries	RECESS COACH	0.00
						2205 Classssuppt Salaries Total		0.00
					2 - Classified Salaries Total			0.00
				7425 Expanded Learning Opp Prop98 Total				0.00
				7426 Expanded Learning Opp Para	2 - Classified Salaries	2105 Instraides Salaries	EARL LIT TUT	1.80
						2105 Instraides Salaries Total		1.80
					2 - Classified Salaries Total			1.80
				7426 Expanded Learning Opp Para Total				1.80
				9236 Kenneth Rainin Foundation	2 - Classified Salaries	2105 Instraides Salaries	EARL LIT TUT	0.60
						2105 Instraides Salaries Total		0.60
					2 - Classified Salaries Total			0.60
				9236 Kenneth Rainin Foundation Total				0.60
				9334 Measure G, Parcel Tax	1 - Certificated Salaries	1105 Teachers Salaries	TCHR ED ENHN	0.85
						1105 Teachers Salaries Total		0.85
					1 - Certificated Salaries Total			0.85
					2 - Classified Salaries	2205 Classssuppt Salaries	LIBRARY TECH	0.50
						2205 Classssuppt Salaries Total		0.50
					2 - Classified Salaries Total			0.50
				9334 Measure G, Parcel Tax Total				1.35
			Restricted Total					13.16
		177 Esperanza Academy Total						35.71
		178 Bridges Academy @ Mt	Unrestricted	0000 General Purpose-unrestricted	1 - Certificated Salaries	1105 Teachers Salaries	TCHR BILING	8.00
							TCHR STR ENG	7.00
						1105 Teachers Salaries Total		15.00
						1305 Supv, Admin, Instr Coaches Sal	PRIN ELEM SM	1.00
						1305 Supv, Admin, Instr Coaches Sal Total		1.00
					1 - Certificated Salaries Total			16.00
					2 - Classified Salaries	2205 Classssuppt Salaries	ATTEND SP BI	0.50
						2205 Classssuppt Salaries Total		0.50
						2405 Clerical Salaries	ADMNASST2 BI	0.50
							CLK BIL	0.50
						2405 Clerical Salaries Total		1.00
						2905 Otherclass Salaries	NOON SUP	0.75
						2905 Otherclass Salaries Total		0.75
					2 - Classified Salaries Total			2.25
				0000 General Purpose-unrestricted Total				18.25
				0002 Unrestricted Supplemental	1 - Certificated Salaries	1105 Teachers Salaries	TCHR STIP	0.00
							TCHR STR ENG	1.45
						1105 Teachers Salaries Total		1.45
					1 - Certificated Salaries Total			1.45
					2 - Classified Salaries	2305 Supv&adm Salaries	PM COM SCH11	0.27
						2305 Supv&adm Salaries Total		0.27
						2405 Clerical Salaries	CLK BIL	0.50
						2405 Clerical Salaries Total		0.50
					2 - Classified Salaries Total			0.77
				0002 Unrestricted Supplemental Total				2.22
				0004 Central Concentration	1 - Certificated Salaries	1119 Teacher On Spec Assin School	TSA CLA 10M	1.00
						1119 Teacher On Spec Assin School Total		1.00
					1 - Certificated Salaries Total			1.00
					2 - Classified Salaries	2305 Supv&adm Salaries	PM COM SCH11	0.73
						2305 Supv&adm Salaries Total		0.73
					2 - Classified Salaries Total			0.73
				0004 Central Concentration Total				1.73
			Unrestricted Total					22.20
			Restricted	3212 ESSER II	1 - Certificated Salaries	1105 Teachers Salaries	TCHR STIP	0.20
						1105 Teachers Salaries Total		0.20
						1119 Teacher On Spec Assin School	TSA CLA 10M	1.00
							TSA CLA 11M	1.00
						1119 Teacher On Spec Assin School Total		2.00
					1 - Certificated Salaries Total			2.20
				3212 ESSER II Total				2.20
				3213 ESSER III	1 - Certificated Salaries	1105 Teachers Salaries	TCHR STIP	1.00
						1105 Teachers Salaries Total		1.00
					1 - Certificated Salaries Total			1.00
				3213 ESSER III Total				1.00
				6500 Special Education	1 - Certificated Salaries	1105 Teachers Salaries	TCHR RSP	2.00
							TCHR SDC SEV	2.00

Scope: The purpose of this report is to summarize the budgeted positions funded by Fund, Site Category, Site, Resource Type and Classification.

Sum of FTE Auth Accum								
Fund	Site Type	Site Code	Resource Type	Resource Code	Classification	Object Code	Job Class	Total
01 General Fund	Elementary School	178 Bridges Academy @ Melr	Restricted	6500 Special Education	1 - Certificated Salaries	1105 Teachers Salaries Total		4.00
					1 - Certificated Salaries Total			4.00
					2 - Classified Salaries	2105 Instraides Salaries	PARA EDUCAT	3.20
						2105 Instraides Salaries Total		3.20
					2 - Classified Salaries Total			3.20
				6500 Special Education Total				7.20
				7426 Expanded Learning Opp Para	2 - Classified Salaries	2105 Instraides Salaries	EARL LIT TUT	1.80
						2105 Instraides Salaries Total		1.80
					2 - Classified Salaries Total			1.80
				7426 Expanded Learning Opp Para Total				1.80
				9236 Kenneth Rainin Foundation	2 - Classified Salaries	2105 Instraides Salaries	EARL LIT TUT	0.60
						2105 Instraides Salaries Total		0.60
					2 - Classified Salaries Total			0.60
				9236 Kenneth Rainin Foundation Total				0.60
				9334 Measure G, Parcel Tax	1 - Certificated Salaries	1105 Teachers Salaries	TCHR ED ENHN	0.95
							TCHR STR ENG	0.55
						1105 Teachers Salaries Total		1.50
					1 - Certificated Salaries Total			1.50
				9334 Measure G, Parcel Tax Total				1.50
			Restricted Total					14.30
		178 Bridges Academy @ Melrose Total						36.50
		179 Manzanita Community :	Unrestricted	0000 General Purpose-unrestricted	1 - Certificated Salaries	1105 Teachers Salaries	TCHR BILING	2.00
							TCHR STR ENG	11.00
						1105 Teachers Salaries Total		13.00
						1305 Supv, Admin, Instr Coaches Sal PRIN ELEM SM		1.00
						1305 Supv, Admin, Instr Coaches Sal Total		1.00
					1 - Certificated Salaries Total			14.00
					2 - Classified Salaries	2205 Classsuppt Salaries	ATTEND SP BI	0.50
						2205 Classsuppt Salaries Total		0.50
						2405 Clerical Salaries	ADMNAST1B20	1.00
						2405 Clerical Salaries Total		1.00
						2905 Otherclass Salaries	NOON SUP	0.40
						2905 Otherclass Salaries Total		0.40
					2 - Classified Salaries Total			1.90
				0000 General Purpose-unrestricted Total				15.90
				0002 Unrestricted Supplemental	1 - Certificated Salaries	1105 Teachers Salaries	TCHR STIP	0.50
						1105 Teachers Salaries Total		0.50
						1305 Supv, Admin, Instr Coaches Sal COOD CERT		0.87
						1305 Supv, Admin, Instr Coaches Sal Total		0.87
					1 - Certificated Salaries Total			1.37
					2 - Classified Salaries	2905 Otherclass Salaries	NOON SUP	0.50
						2905 Otherclass Salaries Total		0.50
					2 - Classified Salaries Total			0.50
				0002 Unrestricted Supplemental Total				1.87
				0004 Central Concentration	1 - Certificated Salaries	1105 Teachers Salaries	FCL MAN DEV	0.50
							TCHR ED ENHN	0.10
						1105 Teachers Salaries Total		0.60
						1119 Teacher On Spec Assin School TSA CLA 10M		0.50
						1119 Teacher On Spec Assin School Total		0.50
					1 - Certificated Salaries Total			1.10
					2 - Classified Salaries	2205 Classsuppt Salaries	ATTEND SP BI	0.50
						2205 Classsuppt Salaries Total		0.50
					2 - Classified Salaries Total			0.50
				0004 Central Concentration Total				1.60
			Unrestricted Total					19.37
			Restricted	3010 Title I-Basic Grant Low Income	1 - Certificated Salaries	1205 Pupilsuppt Salaries	SOC WRKR	1.00
						1205 Pupilsuppt Salaries Total		1.00
					1 - Certificated Salaries Total			1.00
				3010 Title I-Basic Grant Low Income Total				1.00
				3182 ESSA: Comp Support & Improv	1 - Certificated Salaries	1105 Teachers Salaries	TCHR ED ENHN	0.10
							TCHR STIP	2.10
						1105 Teachers Salaries Total		2.20
						1119 Teacher On Spec Assin School TSA CLA 11M		1.00
						1119 Teacher On Spec Assin School Total		1.00
					1 - Certificated Salaries Total			3.20
				3182 ESSA: Comp Support & Improvmt Total				3.20
				3212 ESSER II	1 - Certificated Salaries	1105 Teachers Salaries	TCHR STIP	2.00
						1105 Teachers Salaries Total		2.00
					1 - Certificated Salaries Total			2.00

Scope: The purpose of this report is to summarize the budgeted positions funded by Fund, Site Category, Site, Resource Type and Classification.

Sum of FTE Auth Accum								
Fund	Site Type	Site Code	Resource Type	Resource Code	Classification	Object Code	Job Class	Total
01 General Fund	Elementary School	179 Manzanita Community Sc	Restricted	3212 ESSER II Total				2.00
				3219 ELO ESSER III St Resv LL	2 - Classified Salaries	2305 Supv&adm Salaries	PM COMMU SCH	1.00
						2305 Supv&adm Salaries Total		1.00
					2 - Classified Salaries Total			1.00
				3219 ELO ESSER III St Resv LL Total				1.00
				3310 Se-idea Basic Grant PI94-142	2 - Classified Salaries	2105 Instraides Salaries	ISS	0.80
						2105 Instraides Salaries Total		0.80
					2 - Classified Salaries Total			0.80
				3310 Se-idea Basic Grant PI94-142 Total				0.80
				6500 Special Education	1 - Certificated Salaries	1105 Teachers Salaries	TCHR RSP	1.00
							TCHR SDC NON	3.00
						1105 Teachers Salaries Total		4.00
					1 - Certificated Salaries Total			4.00
					2 - Classified Salaries	2105 Instraides Salaries	IA SPED	0.80
						2105 Instraides Salaries Total	PARA EDUCAT	1.60
					2 - Classified Salaries Total			2.40
				6500 Special Education Total				6.40
				7425 Expanded Learning Opp Prop98	2 - Classified Salaries	2305 Supv&adm Salaries	PM COMMU SCH	0.00
						2305 Supv&adm Salaries Total		0.00
					2 - Classified Salaries Total			0.00
				7425 Expanded Learning Opp Prop98 Total				0.00
				7426 Expanded Learning Opp Para	2 - Classified Salaries	2105 Instraides Salaries	EARL LIT TUT	0.80
						2105 Instraides Salaries Total		0.80
					2 - Classified Salaries Total			0.80
				7426 Expanded Learning Opp Para Total				0.80
				7812 Early Literacy Support Block	2 - Classified Salaries	2105 Instraides Salaries	EARL LIT TUT	1.20
						2105 Instraides Salaries Total		1.20
					2 - Classified Salaries Total			1.20
				7812 Early Literacy Support Block Total				1.20
				9334 Measure G, Parcel Tax	1 - Certificated Salaries	1105 Teachers Salaries	TCHR ED ENHN	0.80
						1105 Teachers Salaries Total		0.80
					1 - Certificated Salaries Total			0.80
					2 - Classified Salaries	2205 Classssuppt Salaries	LIBRARY TECH	0.50
						2205 Classssuppt Salaries Total		0.50
					2 - Classified Salaries Total			0.50
				9334 Measure G, Parcel Tax Total				1.30
			Restricted Total					17.70
		179 Manzanita Community School Total						37.07
		181 Encompass Academy	Unrestricted	0000 General Purpose-unrestricted	1 - Certificated Salaries	1105 Teachers Salaries	TCHR ED ENHN	0.65
							TCHR STR ENG	9.35
						1105 Teachers Salaries Total		10.00
						1305 Supv, Admin, Instr Coaches Sal	PRIN ELEM SM	1.00
						1305 Supv, Admin, Instr Coaches Sal Total		1.00
					1 - Certificated Salaries Total			11.00
					2 - Classified Salaries	2205 Classssuppt Salaries	ATTEND SP BI	0.90
						2205 Classssuppt Salaries Total		0.90
						2405 Clerical Salaries	ADMNASST124	0.60
						2405 Clerical Salaries Total		0.60
						2905 Otherclass Salaries	NOON SUP	0.20
						2905 Otherclass Salaries Total		0.20
					2 - Classified Salaries Total			1.70
				0000 General Purpose-unrestricted Total				12.70
				0002 Unrestricted Supplemental	1 - Certificated Salaries	1105 Teachers Salaries	TCHR ED ENHN	0.35
						1105 Teachers Salaries Total		0.35
						1119 Teacher On Spec Assin School	TSA CLA 10M	0.80
						1119 Teacher On Spec Assin School Total		0.80
					1 - Certificated Salaries Total			1.16
				0002 Unrestricted Supplemental Total				1.16
				0004 Central Concentration	1 - Certificated Salaries	1119 Teacher On Spec Assin School	TSA CLA 10M	0.50
						1119 Teacher On Spec Assin School Total		0.50
					1 - Certificated Salaries Total			0.50
			Unrestricted Total					14.35
			Restricted	3010 Title I-Basic Grant Low Income	1 - Certificated Salaries	1105 Teachers Salaries	TCHR ED ENHN	0.80
						1105 Teachers Salaries Total		0.80
					1 - Certificated Salaries Total			0.80
				3010 Title I-Basic Grant Low Income Total				0.80
				3213 ESSER III	1 - Certificated Salaries	1105 Teachers Salaries	TCHR ED ENHN	0.80

Scope: The purpose of this report is to summarize the budgeted positions funded by Fund, Site Category, Site, Resource Type and Classification.

Sum of FTE Auth Accum								
Fund	Site Type	Site Code	Resource Type	Resource Code	Classification	Object Code	Job Class	Total
01 General Fund	Elementary School	181 Encompass Academy	Restricted	3213 ESSER III	1 - Certificated Salaries	1105 Teachers Salaries Total		0.80
					1 - Certificated Salaries Total			0.80
				3213 ESSER III Total				0.80
				3310 Se-idea Basic Grant PI94-142	2 - Classified Salaries	2105 Instraides Salaries	ISS	2.40
					2 - Classified Salaries Total	2105 Instraides Salaries Total		2.40
				3310 Se-idea Basic Grant PI94-142 Total				2.40
				6332 CCSPP Implementation Grant	2 - Classified Salaries	2205 Classsuppt Salaries	ATTEND SP	0.40
					2 - Classified Salaries Total	2205 Classsuppt Salaries Total		0.40
						2305 Supv&adm Salaries	PM COMMU SCH	1.00
						2305 Supv&adm Salaries Total		1.00
				6332 CCSPP Implementation Grant Total				1.40
				6500 Special Education	1 - Certificated Salaries	1105 Teachers Salaries	TCHR SDC NON	2.00
					1 - Certificated Salaries Total	1105 Teachers Salaries Total		2.00
					2 - Classified Salaries	2105 Instraides Salaries	PARA EDUCAT	0.80
					2 - Classified Salaries Total	2105 Instraides Salaries Total		0.80
				6500 Special Education Total				2.80
				7426 Expanded Learning Opp Para	2 - Classified Salaries	2105 Instraides Salaries	EARL LIT TUT	1.20
					2 - Classified Salaries Total	2105 Instraides Salaries Total		1.20
				7426 Expanded Learning Opp Para Total				1.20
				9236 Kenneth Rainin Foundation	2 - Classified Salaries	2105 Instraides Salaries	EARL LIT TUT	0.40
					2 - Classified Salaries Total	2105 Instraides Salaries Total		0.40
				9236 Kenneth Rainin Foundation Total				0.40
				9334 Measure G, Parcel Tax	1 - Certificated Salaries	1105 Teachers Salaries	TCHR STR ENG	0.65
					1 - Certificated Salaries Total	1105 Teachers Salaries Total		0.65
				9334 Measure G, Parcel Tax Total				0.65
			Restricted Total					10.45
		181 Encompass Academy Total						24.80
		182 Martin Luther King Jr. K	Unrestricted	0000 General Purpose-unrestricted	1 - Certificated Salaries	1105 Teachers Salaries	TCHR STR ENG	9.00
					1 - Certificated Salaries Total	1105 Teachers Salaries Total		9.00
					2 - Classified Salaries	1305 Supv, Admin, Instr Coaches Sal PRIN ELEM SM		1.00
					2 - Classified Salaries Total	1305 Supv, Admin, Instr Coaches Sal Total		1.00
						2205 Classsuppt Salaries	ATTEND SP	0.50
						2205 Classsuppt Salaries Total		0.50
						2405 Clerical Salaries	ADMNASST124	1.00
						2405 Clerical Salaries Total		1.00
					2 - Classified Salaries Total			1.50
				0000 General Purpose-unrestricted Total				11.50
				0002 Unrestricted Supplemental	1 - Certificated Salaries	1105 Teachers Salaries	TCHR ED ENHN	0.20
					1 - Certificated Salaries Total	1105 Teachers Salaries Total	TCHR STIP	0.90
					2 - Classified Salaries	2905 Otherclass Salaries	NOON SUP	0.80
					2 - Classified Salaries Total	2905 Otherclass Salaries Total		0.80
				0002 Unrestricted Supplemental Total				1.90
				0004 Central Concentration	2 - Classified Salaries	2405 Clerical Salaries	CASE MGR20	0.40
					2 - Classified Salaries Total	2405 Clerical Salaries Total		0.40
				0004 Central Concentration Total				0.40
			Unrestricted Total					13.80
			Restricted	3010 Title I-Basic Grant Low Income	1 - Certificated Salaries	1105 Teachers Salaries	TCHR STIP	1.10
					1 - Certificated Salaries Total	1105 Teachers Salaries Total		1.10
				3010 Title I-Basic Grant Low Income Total				1.10
				3182 ESSA: Comp Support & Improvi	1 - Certificated Salaries	1119 Teacher On Spec Assin School TSA CLA 10M		1.00
					1 - Certificated Salaries Total	1119 Teacher On Spec Assin School Total		1.00
				3182 ESSA: Comp Support & Improvmt Total				1.00
				3213 ESSER III	1 - Certificated Salaries	1119 Teacher On Spec Assin School TSA CLA 10M		1.00
					1 - Certificated Salaries Total	1119 Teacher On Spec Assin School Total		1.00

Scope: The purpose of this report is to summarize the budgeted positons funded by Fund, Site Category, Site, Resource Type and Classification.

Sum of FTE Auth Accum Fund	Site Type	Site Code	Resource Type	Resource Code	Classification	Object Code	Job Class	Total
01 General Fund	Elementary School	182 Martin Luther King Jr. K-3	Restricted	3213 ESSER III Total				1.00
				3216 ELO Esser II St Reserve	2 - Classified Salaries	2405 Clerical Salaries	CASE MGR20	0.60
						2405 Clerical Salaries Total		0.60
					2 - Classified Salaries Total			0.60
				3216 ELO Esser II St Reserve Total				0.60
				3310 Se-idea Basic Grant PI94-142	2 - Classified Salaries	2105 Instraides Salaries	ISS	0.80
						2105 Instraides Salaries Total		0.80
					2 - Classified Salaries Total			0.80
				3310 Se-idea Basic Grant PI94-142 Total				0.80
				6500 Special Education	1 - Certificated Salaries	1105 Teachers Salaries	TCHR RSP	1.00
							TCHR SDC NON	1.00
							TCHR SDC SEV	3.00
						1105 Teachers Salaries Total		5.00
					1 - Certificated Salaries Total			5.00
					2 - Classified Salaries	2105 Instraides Salaries	PARA EDUCAT	5.60
						2105 Instraides Salaries Total		5.60
					2 - Classified Salaries Total			5.60
				6500 Special Education Total				10.60
				7425 Expanded Learning Opp Prop98	2 - Classified Salaries	2405 Clerical Salaries	CASE MGR20	0.00
						2405 Clerical Salaries Total		0.00
					2 - Classified Salaries Total			0.00
				7425 Expanded Learning Opp Prop98 Total				0.00
				7426 Expanded Learning Opp Para	2 - Classified Salaries	2105 Instraides Salaries	EARL LIT TUT	2.00
						2105 Instraides Salaries Total		2.00
					2 - Classified Salaries Total			2.00
				7426 Expanded Learning Opp Para Total				2.00
				9236 Kenneth Rainin Foundation	2 - Classified Salaries	2105 Instraides Salaries	EARL LIT TUT	0.40
						2105 Instraides Salaries Total		0.40
					2 - Classified Salaries Total			0.40
				9236 Kenneth Rainin Foundation Total				0.40
				9334 Measure G, Parcel Tax	1 - Certificated Salaries	1105 Teachers Salaries	TCHR ED ENHN	0.80
						1105 Teachers Salaries Total		0.80
					1 - Certificated Salaries Total			0.80
					2 - Classified Salaries	2205 Classssuppt Salaries	LIBRARY TECH	1.00
						2205 Classssuppt Salaries Total		1.00
					2 - Classified Salaries Total			1.00
				9334 Measure G, Parcel Tax Total				1.80
			Restricted Total					19.30
		182 Martin Luther King Jr. K-3						33.10
		183 Prescott	Unrestricted	0000 General Purpose-unrestricted	1 - Certificated Salaries	1105 Teachers Salaries	TCHR STR ENG	4.00
						1105 Teachers Salaries Total		4.00
						1305 Supv, Admin, Instr Coaches Sal	PRIN ELEM SM	1.00
						1305 Supv, Admin, Instr Coaches Sal Total		1.00
					1 - Certificated Salaries Total			5.00
					2 - Classified Salaries	2405 Clerical Salaries	ADMINASST320	1.00
						2405 Clerical Salaries Total		1.00
						2905 Otherclass Salaries	NOON SUP	0.40
						2905 Otherclass Salaries Total		0.40
					2 - Classified Salaries Total			1.40
				0000 General Purpose-unrestricted Total				6.40
				0002 Unrestricted Supplemental	1 - Certificated Salaries	1119 Teacher On Spec Assin School	TSA CLA 10M	0.20
						1119 Teacher On Spec Assin School Total		0.20
					1 - Certificated Salaries Total			0.20
					2 - Classified Salaries	2405 Clerical Salaries	CASE MGR20	0.50
						2405 Clerical Salaries Total		0.50
					2 - Classified Salaries Total			0.50
				0002 Unrestricted Supplemental Total				0.70
				0004 Central Concentration	1 - Certificated Salaries	1105 Teachers Salaries	TCHR ED ENHN	0.50
						1105 Teachers Salaries Total		0.50
					1 - Certificated Salaries Total			0.50
				0004 Central Concentration Total				0.50
			Unrestricted Total					7.60
			Restricted	3010 Title I-Basic Grant Low Income	1 - Certificated Salaries	1105 Teachers Salaries	TCHR ED ENHN	0.25
						1105 Teachers Salaries Total		0.25
					1 - Certificated Salaries Total			0.25
				3010 Title I-Basic Grant Low Income Total				0.25
				3212 ESSER II	2 - Classified Salaries	2205 Classssuppt Salaries	ATTEND SP	1.00
						2205 Classssuppt Salaries Total		1.00
					2 - Classified Salaries Total			1.00

Scope: The purpose of this report is to summarize the budgeted positions funded by Fund, Site Category, Site, Resource Type and Classification.

Sum of FTE Auth Accum								
Fund	Site Type	Site Code	Resource Type	Resource Code	Classification	Object Code	Job Class	Total
01 General Fund	Elementary School	183 Prescott	Restricted	3212 ESSER II Total				1.00
				3219 ELO ESSER III St Resv LL	2 - Classified Salaries	2305 Supv&adm Salaries	PM COMMU SCH	1.00
						2305 Supv&adm Salaries Total		1.00
						2405 Clerical Salaries	CASE MGR20	0.50
						2405 Clerical Salaries Total		0.50
					2 - Classified Salaries Total			1.50
				3219 ELO ESSER III St Resv LL Total				1.50
				6332 CCSPP Implementation Grant	2 - Classified Salaries	2105 Instraides Salaries	EARL LIT TUT	0.40
						2105 Instraides Salaries Total		0.40
					2 - Classified Salaries Total			0.40
				6332 CCSPP Implementation Grant Total				0.40
				6500 Special Education	1 - Certificated Salaries	1105 Teachers Salaries	TCHR RSP	0.00
						1105 Teachers Salaries Total		0.00
					1 - Certificated Salaries Total			0.00
					2 - Classified Salaries	2105 Instraides Salaries	IA SPED	0.80
							PARA EDUCAT	1.60
						2105 Instraides Salaries Total		2.40
					2 - Classified Salaries Total			2.40
				6500 Special Education Total				2.40
				6547 SPED Early Interv Preschool	1 - Certificated Salaries	1105 Teachers Salaries	TCHR RSP	1.00
							TCHR SDC SEV	1.00
						1105 Teachers Salaries Total		2.00
					1 - Certificated Salaries Total			2.00
				6547 SPED Early Interv Preschool Total				2.00
				7426 Expanded Learning Opp Para	2 - Classified Salaries	2105 Instraides Salaries	EARL LIT TUT	0.60
						2105 Instraides Salaries Total		0.60
					2 - Classified Salaries Total			0.60
				7426 Expanded Learning Opp Para Total				0.60
				7812 Early Literacy Support Block	1 - Certificated Salaries	1119 Teacher On Spec Assin School	TSA CLA 10M	0.80
						1119 Teacher On Spec Assin School Total		0.80
					1 - Certificated Salaries Total			0.80
					2 - Classified Salaries	2105 Instraides Salaries	EARL LIT TUT	0.40
						2105 Instraides Salaries Total		0.40
					2 - Classified Salaries Total			0.40
				7812 Early Literacy Support Block Total				1.20
				9236 Kenneth Rainin Foundation	2 - Classified Salaries	2105 Instraides Salaries	EARL LIT TUT	0.20
						2105 Instraides Salaries Total		0.20
					2 - Classified Salaries Total			0.20
				9236 Kenneth Rainin Foundation Total				0.20
				9334 Measure G, Parcel Tax	1 - Certificated Salaries	1105 Teachers Salaries	TCHR ED ENHN	0.25
						1105 Teachers Salaries Total		0.25
					1 - Certificated Salaries Total			0.25
					2 - Classified Salaries	2205 Classsuppt Salaries	LIBRARY TECH	0.70
						2205 Classsuppt Salaries Total		0.70
					2 - Classified Salaries Total			0.70
				9334 Measure G, Parcel Tax Total				0.95
					Restricted Total			10.50
		183 Prescott Total						18.10
		186 International Communit	Unrestricted	0000 General Purpose-unrestricted	1 - Certificated Salaries	1105 Teachers Salaries	TCHR BILING	4.00
							TCHR STIP	0.05
							TCHR STR ENG	7.00
						1105 Teachers Salaries Total		11.05
						1305 Supv, Admin, Instr Coaches Sal	PRIN ELEM SM	1.00
						1305 Supv, Admin, Instr Coaches Sal Total		1.00
					1 - Certificated Salaries Total			12.05
					2 - Classified Salaries	2205 Classsuppt Salaries	ATTEND SP BI	0.50
						2205 Classsuppt Salaries Total		0.50
						2405 Clerical Salaries	ADMNASST3 BI	1.00
						2405 Clerical Salaries Total		1.00
						2905 Otherclass Salaries	NOON SUP	0.40
						2905 Otherclass Salaries Total		0.40
					2 - Classified Salaries Total			1.90
				0000 General Purpose-unrestricted Total				13.95
				0002 Unrestricted Supplemental	1 - Certificated Salaries	1105 Teachers Salaries	TCHR ED ENHN	0.40
							TCHR STIP	0.40
						1105 Teachers Salaries Total		0.80
						1119 Teacher On Spec Assin School	TSA CLA 11M	1.00
						1119 Teacher On Spec Assin School Total		1.00
					1 - Certificated Salaries Total			1.80

Scope: The purpose of this report is to summarize the budgeted positions funded by Fund, Site Category, Site, Resource Type and Classification.

Sum of FTE Auth Accum									
Fund	Site Type	Site Code	Resource Type	Resource Code	Classification	Object Code	Job Class	Total	
01 General Fund	Elementary School	186 International Community	Unrestricted	0002 Unrestricted Supplemental Total				1.80	
				0004 Central Concentration	1 - Certificated Salaries	1205 Pupilsuppt Salaries	SOC WRKR	0.50	
						1205 Pupilsuppt Salaries Total		0.50	
					1 - Certificated Salaries Total			0.50	
				0004 Central Concentration Total				0.50	
			Unrestricted Total					16.25	
			Restricted	3010 Title I-Basic Grant Low Income	1 - Certificated Salaries	1105 Teachers Salaries	TCHR STIP	0.35	
						1105 Teachers Salaries Total		0.35	
						1205 Pupilsuppt Salaries	SOC WRKR	0.50	
						1205 Pupilsuppt Salaries Total		0.50	
					1 - Certificated Salaries Total			0.85	
				3010 Title I-Basic Grant Low Income Total				0.85	
				3212 ESSER II	1 - Certificated Salaries	1105 Teachers Salaries	TCHR STIP	0.00	
						1105 Teachers Salaries Total		0.00	
					1 - Certificated Salaries Total			0.00	
					2 - Classified Salaries	2905 Otherclass Salaries	NOON SUP	0.80	
						2905 Otherclass Salaries Total		0.80	
					2 - Classified Salaries Total			0.80	
				3212 ESSER II Total				0.80	
				3213 ESSER III	1 - Certificated Salaries	1105 Teachers Salaries	TCHR STIP	1.20	
						1105 Teachers Salaries Total		1.20	
					1 - Certificated Salaries Total			1.20	
				3213 ESSER III Total				1.20	
				6332 CCSPP Implementation Grant	2 - Classified Salaries	2305 Supv&adm Salaries	PM COMMU SCH	1.00	
						2305 Supv&adm Salaries Total		1.00	
						2905 Otherclass Salaries	NOON SUP	1.20	
						2905 Otherclass Salaries Total		1.20	
					2 - Classified Salaries Total			2.20	
				6332 CCSPP Implementation Grant Total				2.20	
				6500 Special Education	1 - Certificated Salaries	1105 Teachers Salaries	TCHR RSP	1.00	
						1105 Teachers Salaries Total		1.00	
					1 - Certificated Salaries Total			1.00	
					2 - Classified Salaries	2105 Instraides Salaries	ISS	0.80	
							PARA EDUCAT	0.80	
						2105 Instraides Salaries Total		1.60	
					2 - Classified Salaries Total			1.60	
				6500 Special Education Total				2.60	
				7426 Expanded Learning Opp Para	2 - Classified Salaries	2105 Instraides Salaries	EARL LIT TUT	1.20	
						2105 Instraides Salaries Total		1.20	
					2 - Classified Salaries Total			1.20	
				7426 Expanded Learning Opp Para Total				1.20	
				9236 Kenneth Rainin Foundation	2 - Classified Salaries	2105 Instraides Salaries	EARL LIT TUT	0.40	
						2105 Instraides Salaries Total		0.40	
					2 - Classified Salaries Total			0.40	
				9236 Kenneth Rainin Foundation Total				0.40	
				9334 Measure G, Parcel Tax	1 - Certificated Salaries	1105 Teachers Salaries	TCHR ED ENHN	0.60	
						1105 Teachers Salaries Total		0.60	
					1 - Certificated Salaries Total			0.60	
				9334 Measure G, Parcel Tax Total				0.60	
			Restricted Total					9.85	
		186 International Community School Total						26.10	
		190 Think College Now	Unrestricted	0000 General Purpose-unrestricted	1 - Certificated Salaries	1105 Teachers Salaries	TCHR STR ENG	9.00	
						1105 Teachers Salaries Total		9.00	
						1305 Supv, Admin, Instr Coaches Sal	PRIN ELEM SM	1.00	
						1305 Supv, Admin, Instr Coaches Sal Total		1.00	
					1 - Certificated Salaries Total			10.00	
					2 - Classified Salaries	2205 Classsuppt Salaries	ATTEND SP BI	0.50	
						2205 Classsuppt Salaries Total		0.50	
						2405 Clerical Salaries	ADMNASST2 BI	1.00	
						2405 Clerical Salaries Total		1.00	
						2905 Otherclass Salaries	NOON SUP	0.27	
						2905 Otherclass Salaries Total		0.27	
					2 - Classified Salaries Total			1.77	
				0000 General Purpose-unrestricted Total				11.77	
				0002 Unrestricted Supplemental	1 - Certificated Salaries	1105 Teachers Salaries	TCHR ED ENHN	0.25	
							TCHR STIP	0.75	
						1105 Teachers Salaries Total		1.00	
						1119 Teacher On Spec Assin School	TSA 10P	0.20	
							TSA CLA 10M	0.30	

Scope: The purpose of this report is to summarize the budgeted positons funded by Fund, Site Category, Site, Resource Type and Classification.

Sum of FTE Auth Accum								
Fund	Site Type	Site Code	Resource Type	Resource Code	Classification	Object Code	Job Class	Total
01 General Fund	Elementary School	190 Think College Now	Unrestricted	0002 Unrestricted Supplemental	1 - Certificated Salaries	1119 Teacher On Spec Assin School Total		0.50
					1 - Certificated Salaries Total			1.50
				0002 Unrestricted Supplemental Total				1.50
				0004 Central Concentration	1 - Certificated Salaries	1119 Teacher On Spec Assin School TSA CLA 10M		0.50
					1 - Certificated Salaries Total	1119 Teacher On Spec Assin School Total		0.50
								0.50
			Unrestricted Total	0004 Central Concentration Total				13.77
			Restricted	3010 Title I-Basic Grant Low Income	1 - Certificated Salaries	1119 Teacher On Spec Assin School TSA 10P		0.80
					1 - Certificated Salaries Total	1119 Teacher On Spec Assin School Total		0.80
				3010 Title I-Basic Grant Low Income Total				0.80
				3212 ESSER II	1 - Certificated Salaries	1119 Teacher On Spec Assin School TSA CLA 10M		0.20
					1 - Certificated Salaries Total	1119 Teacher On Spec Assin School Total		0.20
				3212 ESSER II Total				0.20
				3213 ESSER III	2 - Classified Salaries	2105 Instraides Salaries	EARL LIT TUT	0.80
					2 - Classified Salaries Total	2105 Instraides Salaries Total		0.80
				3213 ESSER III Total				0.80
				3218 ELO ESSER III St Resv Emergn	1 - Certificated Salaries	1105 Teachers Salaries	TCHR STIP	1.00
					1 - Certificated Salaries Total	1105 Teachers Salaries Total		1.00
				3218 ELO ESSER III St Resv Emergency Total				1.00
				3310 Se-idea Basic Grant PI94-142	2 - Classified Salaries	2105 Instraides Salaries	ISS	0.80
					2 - Classified Salaries Total	2105 Instraides Salaries Total		0.80
				3310 Se-idea Basic Grant PI94-142 Total				0.80
				6332 CCSPP Implementation Grant	2 - Classified Salaries	2305 Supv&adm Salaries	PM COMMU SCH	1.00
					2 - Classified Salaries Total	2305 Supv&adm Salaries Total		1.00
				6332 CCSPP Implementation Grant Total				1.00
				6500 Special Education	1 - Certificated Salaries	1105 Teachers Salaries	TCHR RSP	1.00
					1 - Certificated Salaries Total	1105 Teachers Salaries Total		1.00
				6500 Special Education Total				1.00
				7425 Expanded Learning Opp Prop98	1 - Certificated Salaries	1105 Teachers Salaries	TCHR STIP	0.00
					1 - Certificated Salaries Total	1105 Teachers Salaries Total		0.00
				7425 Expanded Learning Opp Prop98 Total				0.00
				7426 Expanded Learning Opp Para	2 - Classified Salaries	2105 Instraides Salaries	EARL LIT TUT	1.40
					2 - Classified Salaries Total	2105 Instraides Salaries Total		1.40
				7426 Expanded Learning Opp Para Total				2.00
				9011 Donations	1 - Certificated Salaries	1105 Teachers Salaries	TCHR STIP	0.25
					1 - Certificated Salaries Total	1105 Teachers Salaries Total		0.25
				9011 Donations Total				0.25
				9236 Kenneth Rainin Foundation	2 - Classified Salaries	2105 Instraides Salaries	EARL LIT TUT	0.20
					2 - Classified Salaries Total	2105 Instraides Salaries Total		0.20
				9236 Kenneth Rainin Foundation Total				0.20
				9334 Measure G, Parcel Tax	1 - Certificated Salaries	1105 Teachers Salaries	TCHR ED ENHN	0.55
					1 - Certificated Salaries Total	1105 Teachers Salaries Total		0.55
				9334 Measure G, Parcel Tax Total				0.55
			Restricted Total					8.60
		190 Think College Now Total						22.37
		193 Reach Academy	Unrestricted	0000 General Purpose-unrestricted	1 - Certificated Salaries	1105 Teachers Salaries	TCHR STR ENG	11.00
					1 - Certificated Salaries Total	1105 Teachers Salaries Total		11.00
					2 - Classified Salaries	1305 Supv, Admin, Instr Coaches Sal PRIN ELEM LG		1.00
					2 - Classified Salaries Total	1305 Supv, Admin, Instr Coaches Sal Total		1.00
								12.00
						2405 Clerical Salaries	ADMNAST1B20	1.00
						2405 Clerical Salaries Total		1.00
						2905 Otherclass Salaries	NOON SUP	0.50
						2905 Otherclass Salaries Total		0.50

Scope: The purpose of this report is to summarize the budgeted positions funded by Fund, Site Category, Site, Resource Type and Classification.

Sum of FTE Auth Accum								
Fund	Site Type	Site Code	Resource Type	Resource Code	Classification	Object Code	Job Class	Total
01 General Fund	Elementary School	193 Reach Academy	Unrestricted	0000 General Purpose-unrestricted	2 - Classified Salaries Total			1.50
				0000 General Purpose-unrestricted Total				13.50
				0002 Unrestricted Supplemental	1 - Certificated Salaries	1119 Teacher On Spec Assin School	TSA CLA 10M	2.00
						1119 Teacher On Spec Assin School Total		2.00
					1 - Certificated Salaries Total			2.00
				0002 Unrestricted Supplemental Total				2.00
				0004 Central Concentration	1 - Certificated Salaries	1119 Teacher On Spec Assin School	TSA CLA 10M	0.50
						1119 Teacher On Spec Assin School Total		0.50
					1 - Certificated Salaries Total			0.50
					2 - Classified Salaries	2305 Supv&adm Salaries	PM COMMU SCH	0.67
						2305 Supv&adm Salaries Total		0.67
					2 - Classified Salaries Total			0.67
				0004 Central Concentration Total				1.17
			Unrestricted Total					16.67
			Restricted	3010 Title I-Basic Grant Low Income	1 - Certificated Salaries	1105 Teachers Salaries	TCHR ED ENHN	0.15
						1105 Teachers Salaries Total		0.15
					1 - Certificated Salaries Total			0.15
					2 - Classified Salaries	2305 Supv&adm Salaries	PM COMMU SCH	0.33
						2305 Supv&adm Salaries Total		0.33
					2 - Classified Salaries Total			0.33
				3010 Title I-Basic Grant Low Income Total				0.48
				3213 ESSER III	1 - Certificated Salaries	1105 Teachers Salaries	TCHR STR ENG	1.00
						1105 Teachers Salaries Total		1.00
					1 - Certificated Salaries Total			1.00
				3213 ESSER III Total				1.00
				3216 ELO Esser II St Reserve	2 - Classified Salaries	2205 Classsuppt Salaries	FACRESTORJUS	1.00
						2205 Classsuppt Salaries Total		1.00
					2 - Classified Salaries Total			1.00
				3216 ELO Esser II St Reserve Total				1.00
				3219 ELO ESSER III St Resv LL	1 - Certificated Salaries	1119 Teacher On Spec Assin School	TSA CLA 10M	0.50
						1119 Teacher On Spec Assin School Total		0.50
					1 - Certificated Salaries Total			0.50
					2 - Classified Salaries	2405 Clerical Salaries	LIA FAM PAR	1.00
						2405 Clerical Salaries Total		1.00
					2 - Classified Salaries Total			1.00
				3219 ELO ESSER III St Resv LL Total				1.50
				6500 Special Education	1 - Certificated Salaries	1105 Teachers Salaries	TCHR RSP	1.00
						1105 Teachers Salaries Total		1.00
					1 - Certificated Salaries Total			1.00
					2 - Classified Salaries	2105 Instraides Salaries	PARA EDUCAT	0.80
						2105 Instraides Salaries Total		0.80
					2 - Classified Salaries Total			0.80
				6500 Special Education Total				1.80
				7425 Expanded Learning Opp Prop98	2 - Classified Salaries	2205 Classsuppt Salaries	FACRESTORJUS	0.00
						2205 Classsuppt Salaries Total		0.00
						2405 Clerical Salaries	LIA FAM PAR	0.00
						2405 Clerical Salaries Total		0.00
					2 - Classified Salaries Total			0.00
				7425 Expanded Learning Opp Prop98 Total				0.00
				9334 Measure G, Parcel Tax	1 - Certificated Salaries	1105 Teachers Salaries	TCHR ED ENHN	0.85
						1105 Teachers Salaries Total		0.85
					1 - Certificated Salaries Total			0.85
					2 - Classified Salaries	2205 Classsuppt Salaries	LIBRARY TECH	1.00
						2205 Classsuppt Salaries Total		1.00
					2 - Classified Salaries Total			1.00
				9334 Measure G, Parcel Tax Total				1.85
			Restricted Total					7.63
		193 Reach Academy Total						24.30
		194 Sankofa United Elem	Unrestricted	0000 General Purpose-unrestricted	1 - Certificated Salaries	1105 Teachers Salaries	TCHR STR ENG	10.00
						1105 Teachers Salaries Total		10.00
						1305 Supv, Admin, Instr Coaches Sal	PRIN ELEM SM	1.00
						1305 Supv, Admin, Instr Coaches Sal Total		1.00
					1 - Certificated Salaries Total			11.00
					2 - Classified Salaries	2205 Classsuppt Salaries	ATTEND SP	0.50
						2205 Classsuppt Salaries Total		0.50
						2405 Clerical Salaries	ADMNASST3 BI	1.00
						2405 Clerical Salaries Total		1.00
					2 - Classified Salaries Total			1.50
				0000 General Purpose-unrestricted Total				12.50

Scope: The purpose of this report is to summarize the budgeted positions funded by Fund, Site Category, Site, Resource Type and Classification.

Sum of FTE Auth Accum																					
Fund	Site Type	Site Code	Resource Type	Resource Code	Classification	Object Code	Job Class	Total													
01 General Fund	Elementary School	194 Sankofa United Elem	Unrestricted	0002 Unrestricted Supplemental	1 - Certificated Salaries	1105 Teachers Salaries	TCHR ED ENHN	0.45													
						1105 Teachers Salaries Total		0.45													
						1119 Teacher On Spec Assin School TSA CLA 11M		0.35													
						1119 Teacher On Spec Assin School Total		0.35													
								0.80													
							2205 Classsuppt Salaries	ATTEND SP	0.50												
							2205 Classsuppt Salaries Total		0.50												
								0.50													
							0002 Unrestricted Supplemental Total		1.30												
							0004 Central Concentration	1 - Certificated Salaries	1105 Teachers Salaries	FCL MAN DEV	0.25										
							1105 Teachers Salaries Total		0.25												
							1119 Teacher On Spec Assin School TSA CLA 11M		0.40												
							1119 Teacher On Spec Assin School Total		0.40												
									0.65												
							0004 Central Concentration Total			0.65											
									14.45												
							Unrestricted Total														
							Restricted		3010 Title I-Basic Grant Low Income	1 - Certificated Salaries	1105 Teachers Salaries	TCHR STIP	1105 Teachers Salaries Total		0.85						
															0.85						
															0.85						
															0.85						
							3010 Title I-Basic Grant Low Income Total									0.85					
							3182 ESSA: Comp Support & Improvi								1 - Certificated Salaries	1105 Teachers Salaries	TCHR STIP	0.15			
							1105 Teachers Salaries Total									0.15					
							1119 Teacher On Spec Assin School TSA CLA 11M									0.25					
							1119 Teacher On Spec Assin School Total									0.25					
																0.40					
																2305 Supv&adm Salaries	PM COMMU SCH	1.00			
																2305 Supv&adm Salaries Total		1.00			
																1.00					
							3182 ESSA: Comp Support & Improvmt Total										1.40				
							3216 ELO Esser II St Reserve									1 - Certificated Salaries	1105 Teachers Salaries	TCHR STR ENG	0.00		
							1105 Teachers Salaries Total										0.00				
																	0.00				
							3216 ELO Esser II St Reserve Total											0.00			
							6500 Special Education										1 - Certificated Salaries	1105 Teachers Salaries	TCHR RSP	1.00	
																		TCHR SDC SEV	3.00		
																		1105 Teachers Salaries Total	4.00		
																		4.00			
																		2105 Instraides Salaries	ISS	0.80	
																		2105 Instraides Salaries Total	PARA EDUCAT	5.60	
																		6.40			
																		6.40			
							6500 Special Education Total												10.40		
							7425 Expanded Learning Opp Prop98											1 - Certificated Salaries	1105 Teachers Salaries	TCHR STR ENG	0.00
							1105 Teachers Salaries Total												0.00		
																			0.00		
	7425 Expanded Learning Opp Prop98 Total		0.00																		
	7426 Expanded Learning Opp Para	2 - Classified Salaries	2105 Instraides Salaries	EARL LIT TUT	0.60																
	2105 Instraides Salaries Total		0.60																		
			0.60																		
	7426 Expanded Learning Opp Para Total			0.60																	
	9236 Kenneth Rainin Foundation		2 - Classified Salaries	2105 Instraides Salaries	EARL LIT TUT	0.20															
	2105 Instraides Salaries Total			0.20																	
				0.20																	
	9236 Kenneth Rainin Foundation Total				0.20																
	9334 Measure G, Parcel Tax			1 - Certificated Salaries	1105 Teachers Salaries	TCHR ED ENHN	0.55														
	1105 Teachers Salaries Total				0.55																
					0.55																
					2205 Classsuppt Salaries	LIBRARY TECH	0.75														
					2205 Classsuppt Salaries Total		0.75														
					0.75																
	9334 Measure G, Parcel Tax Total					1.30															
					14.75																
					29.20																
	Elementary School Total					1,441.25															
	Middle School				201 Claremont Middle	Unrestricted	0000 General Purpose-unrestricted	1 - Certificated Salaries	1105 Teachers Salaries	TCHR STIP	1.00										
									1105 Teachers Salaries Total	TCHR STR ENG	14.88										
									1305 Supv, Admin, Instr Coaches Sal	AP MIDDLE	1.00										
										PRIN MIDDLE	1.00										

Scope: The purpose of this report is to summarize the budgeted positons funded by Fund, Site Category, Site, Resource Type and Classification.

Sum of FTE Auth Accum								
Fund	Site Type	Site Code	Resource Type	Resource Code	Classification	Object Code	Job Class	Total
01 General Fund	Middle School	201 Claremont Middle	Unrestricted	0000 General Purpose-unrestricted	1 - Certificated Salaries	1305 Supv, Admin, Instr Coaches Sal Total		2.00
					1 - Certificated Salaries Total			17.88
					2 - Classified Salaries	2205 Classsuppt Salaries	ATTEND SP	1.00
						2205 Classsuppt Salaries Total		1.00
						2405 Clerical Salaries	ADMNASST2 BI	1.00
						2405 Clerical Salaries Total		1.00
					2 - Classified Salaries Total			2.00
				0000 General Purpose-unrestricted Total				19.88
				0002 Unrestricted Supplemental	2 - Classified Salaries	2305 Supv&adm Salaries	PM COMMU SCH	0.40
						2305 Supv&adm Salaries Total		0.40
					2 - Classified Salaries Total			0.40
				0002 Unrestricted Supplemental Total				0.40
				0004 Central Concentration	1 - Certificated Salaries	1105 Teachers Salaries	FCL MAN DEV	0.50
						1105 Teachers Salaries Total	TCHR STR ENG	0.20
								0.70
					1 - Certificated Salaries Total			0.70
					2 - Classified Salaries	2305 Supv&adm Salaries	PM COMMU SCH	0.60
						2305 Supv&adm Salaries Total		0.60
					2 - Classified Salaries Total			0.60
				0004 Central Concentration Total				1.30
			Unrestricted Total					21.58
			Restricted	3010 Title I-Basic Grant Low Income	2 - Classified Salaries	2205 Classsuppt Salaries	FACRESTORJUS	0.50
						2205 Classsuppt Salaries Total		0.50
				3010 Title I-Basic Grant Low Income Total	2 - Classified Salaries Total			0.50
				3212 ESSER II	1 - Certificated Salaries	1119 Teacher On Spec Assin School	TSA 10P	1.00
						1119 Teacher On Spec Assin School Total	TSA CLA 10M	1.00
								2.00
					1 - Certificated Salaries Total			2.00
				3212 ESSER II Total				2.00
				3216 ELO Esser II St Reserve	1 - Certificated Salaries	1105 Teachers Salaries	FCL MAN DEV	0.50
						1105 Teachers Salaries Total	TCHR STR ENG	0.38
								0.88
					1 - Certificated Salaries Total			0.88
					2 - Classified Salaries	2205 Classsuppt Salaries	FACRESTORJUS	0.50
						2205 Classsuppt Salaries Total		0.50
					2 - Classified Salaries Total			0.50
				3216 ELO Esser II St Reserve Total				1.38
				3310 Se-idea Basic Grant PI94-142	2 - Classified Salaries	2105 Instraides Salaries	ISS	2.40
						2105 Instraides Salaries Total		2.40
					2 - Classified Salaries Total			2.40
				3310 Se-idea Basic Grant PI94-142 Total				2.40
				6500 Special Education	1 - Certificated Salaries	1105 Teachers Salaries	TCHR RSP	3.00
						1105 Teachers Salaries Total	TCHR SDC NON	1.00
							TCHR SDC SEV	2.00
								6.00
					1 - Certificated Salaries Total			6.00
					2 - Classified Salaries	2105 Instraides Salaries	PARA EDUCAT	3.20
						2105 Instraides Salaries Total		3.20
					2 - Classified Salaries Total			3.20
				6500 Special Education Total				9.20
				9283 Salesforce.org	2 - Classified Salaries	2205 Classsuppt Salaries	FACRESTORJUS	0.51
						2205 Classsuppt Salaries Total		0.51
					2 - Classified Salaries Total			0.51
				9283 Salesforce.org Total				0.51
				9332 Measure G1 Parcel Tx	1 - Certificated Salaries	1105 Teachers Salaries	TCHR STR ENG	1.00
						1105 Teachers Salaries Total		1.00
					1 - Certificated Salaries Total			1.00
				9332 Measure G1 Parcel Tx Total				1.00
				9334 Measure G, Parcel Tax	2 - Classified Salaries	2205 Classsuppt Salaries	LIBRARY TECH	0.50
						2205 Classsuppt Salaries Total		0.50
					2 - Classified Salaries Total			0.50
				9334 Measure G, Parcel Tax Total				0.50
				9337 PTA LOCAL SCHOOLS	1 - Certificated Salaries	1105 Teachers Salaries	TCHR STR ENG	0.18
						1105 Teachers Salaries Total		0.18
					1 - Certificated Salaries Total			0.18
					2 - Classified Salaries	2205 Classsuppt Salaries	FACRESTORJUS	0.49
						2205 Classsuppt Salaries Total		0.49
					2 - Classified Salaries Total			0.49

Scope: The purpose of this report is to summarize the budgeted positons funded by Fund, Site Category, Site, Resource Type and Classification.

Sum of FTE Auth Accum								
Fund	Site Type	Site Code	Resource Type	Resource Code	Classification	Object Code	Job Class	Total
01 General Fund	Middle School	201 Claremont Middle	Restricted	9337 PTA LOCAL SCHOOLS Total				0.67
			Restricted Total					18.15
		201 Claremont Middle Total						39.73
		204 West Oakland Middle	Unrestricted	0000 General Purpose-unrestricted	1 - Certificated Salaries	1105 Teachers Salaries	TCHR STR ENG	7.30
						1105 Teachers Salaries Total		7.30
						1305 Supv, Admin, Instr Coaches Sal PRIN MIDDLE		1.00
						1305 Supv, Admin, Instr Coaches Sal Total		1.00
					1 - Certificated Salaries Total			8.30
					2 - Classified Salaries	2405 Clerical Salaries	ADMNASST124	1.00
						2405 Clerical Salaries Total		1.00
					2 - Classified Salaries Total			1.00
				0000 General Purpose-unrestricted Total				9.30
				0002 Unrestricted Supplemental	1 - Certificated Salaries	1105 Teachers Salaries	TCHR STIP	1.20
						1105 Teachers Salaries Total	TCHR STR ENG	0.40
					1 - Certificated Salaries Total			1.60
				0002 Unrestricted Supplemental Total				1.60
				0004 Central Concentration	1 - Certificated Salaries	1105 Teachers Salaries	TCHR STR ENG	0.40
						1105 Teachers Salaries Total		0.40
					1 - Certificated Salaries Total			0.40
					2 - Classified Salaries	2405 Clerical Salaries	CASE MGR20	1.00
						2405 Clerical Salaries Total		1.00
					2 - Classified Salaries Total			1.00
				0004 Central Concentration Total				1.40
				0006 S&C Carryover	2 - Classified Salaries	2305 Supv&adm Salaries	PM COMMU SCH	1.00
						2305 Supv&adm Salaries Total		1.00
					2 - Classified Salaries Total			1.00
				0006 S&C Carryover Total				1.00
			Unrestricted Total					13.30
			Restricted	3010 Title I-Basic Grant Low Income	1 - Certificated Salaries	1105 Teachers Salaries	TCHR STIP	0.80
						1105 Teachers Salaries Total		0.80
					1 - Certificated Salaries Total			0.80
				3010 Title I-Basic Grant Low Income Total				0.80
				3216 ELO Esser II St Reserve	2 - Classified Salaries	2205 Classsuppt Salaries	FACRESTORJUS	1.60
						2205 Classsuppt Salaries Total		1.60
					2 - Classified Salaries Total			1.60
				3216 ELO Esser II St Reserve Total				1.60
				3219 ELO ESSER III St Resv LL	1 - Certificated Salaries	1305 Supv, Admin, Instr Coaches Sal AP MIDDLE		1.00
						1305 Supv, Admin, Instr Coaches Sal Total		1.00
					1 - Certificated Salaries Total			1.00
				3219 ELO ESSER III St Resv LL Total				1.00
				6332 CCSPP Implementation Grant	2 - Classified Salaries	2205 Classsuppt Salaries	FACRESTORJUS	1.00
						2205 Classsuppt Salaries Total		1.00
						2405 Clerical Salaries	LIA FAM PAR	1.00
						2405 Clerical Salaries Total		1.00
					2 - Classified Salaries Total			2.00
				6332 CCSPP Implementation Grant Total				2.00
				6500 Special Education	1 - Certificated Salaries	1105 Teachers Salaries	TCHR RSP	2.00
						1105 Teachers Salaries Total	TCHR SDC NON	0.00
					1 - Certificated Salaries Total			2.00
					2 - Classified Salaries	2105 Instraides Salaries	PARA EDUCAT	0.80
						2105 Instraides Salaries Total		0.80
					2 - Classified Salaries Total			0.80
				6500 Special Education Total				2.80
				6547 SPED Early Interv Preschool	1 - Certificated Salaries	1105 Teachers Salaries	TCHR SDC NON	1.00
						1105 Teachers Salaries Total		1.00
					1 - Certificated Salaries Total			1.00
				6547 SPED Early Interv Preschool Total				1.00
				7425 Expanded Learning Opp Prop98	1 - Certificated Salaries	1305 Supv, Admin, Instr Coaches Sal AP MIDDLE		0.00
						1305 Supv, Admin, Instr Coaches Sal Total		0.00
					1 - Certificated Salaries Total			0.00
				7425 Expanded Learning Opp Prop98 Total				0.00
				9283 Salesforce.org	1 - Certificated Salaries	1119 Teacher On Spec Assin School TSA CLA 11M		0.30
						1119 Teacher On Spec Assin School Total		0.30
					1 - Certificated Salaries Total			0.30
					2 - Classified Salaries	2205 Classsuppt Salaries	FACRESTORJUS	0.20
						2205 Classsuppt Salaries Total		0.20
					2 - Classified Salaries Total			0.20

Scope: The purpose of this report is to summarize the budgeted positions funded by Fund, Site Category, Site, Resource Type and Classification.

Sum of FTE Auth Accum										
Fund	Site Type	Site Code	Resource Type	Resource Code	Classification	Object Code	Job Class	Total		
01 General Fund	Middle School	204 West Oakland Middle	Restricted	9283 Salesforce.org Total					0.50	
				9332 Measure G1 Parcel Tx	1 - Certificated Salaries	1105 Teachers Salaries	TCHR STR ENG	0.40		
						1105 Teachers Salaries Total		0.40		
					1 - Certificated Salaries Total			0.40		
					2 - Classified Salaries	2205 Classssuppt Salaries	FACRESTORJUS	0.20		
						2205 Classssuppt Salaries Total		0.20		
					2 - Classified Salaries Total			0.20		
						9332 Measure G1 Parcel Tx Total		0.60		
					2 - Classified Salaries	2205 Classssuppt Salaries	LIBRARY TECH	1.00		
						9334 Measure G, Parcel Tax		2205 Classssuppt Salaries Total	1.00	
					2 - Classified Salaries Total			1.00		
						9334 Measure G, Parcel Tax Total		1.00		
					Restricted Total			11.30		
						204 West Oakland Middle Total		24.60		
						206 Bret Harte Middle	Unrestricted	0000 General Purpose-unrestricted	1 - Certificated Salaries	1105 Teachers Salaries
								1105 Teachers Salaries Total		15.32
							1 - Certificated Salaries Total	1305 Supv, Admin, Instr Coaches Sal AP MIDDLE		1.00
								1305 Supv, Admin, Instr Coaches Sal Total	PRIN MIDDLE	1.00
							2 - Classified Salaries	2205 Classssuppt Salaries	ATTEND SP BI	1.00
								2205 Classssuppt Salaries Total		1.00
								2405 Clerical Salaries	ADMNASST3B	1.00
								2405 Clerical Salaries Total		1.00
							2 - Classified Salaries Total			2.00
						0000 General Purpose-unrestricted Total				19.32
						0002 Unrestricted Supplemental	1 - Certificated Salaries	1105 Teachers Salaries	TCHR STR ENG	1.43
								1105 Teachers Salaries Total		1.43
								1119 Teacher On Spec Assin School TSA CLA 11M		0.72
								1119 Teacher On Spec Assin School Total		0.72
								1305 Supv, Admin, Instr Coaches Sal AP MIDDLE		0.59
								1305 Supv, Admin, Instr Coaches Sal Total		0.59
							1 - Certificated Salaries Total			2.74
						0002 Unrestricted Supplemental Total				2.74
						0004 Central Concentration	1 - Certificated Salaries	1105 Teachers Salaries	TCHR STR ENG	1.90
								1105 Teachers Salaries Total		1.90
								1119 Teacher On Spec Assin School TSA CLA 11M		0.05
								1119 Teacher On Spec Assin School Total		0.05
							1 - Certificated Salaries Total			1.95
							2 - Classified Salaries	2305 Supv&adm Salaries	PM COMMU SCH	1.00
								2305 Supv&adm Salaries Total		1.00
							2 - Classified Salaries Total			1.00
						0004 Central Concentration Total				2.95
					Unrestricted Total					25.01
					Restricted	3010 Title I-Basic Grant Low Income	1 - Certificated Salaries	1119 Teacher On Spec Assin School TSA CLA 11M		1.00
								1119 Teacher On Spec Assin School Total		1.00
							1 - Certificated Salaries Total			1.00
				3010 Title I-Basic Grant Low Income Total				1.00		
				3182 ESSA: Comp Support & Improvi	1 - Certificated Salaries	1119 Teacher On Spec Assin School TSA CLA 11M		0.98		
						1119 Teacher On Spec Assin School Total		0.98		
					1 - Certificated Salaries Total			0.98		
				3182 ESSA: Comp Support & Improvmt Total				0.98		
				3216 ELO Esser II St Reserve	2 - Classified Salaries	2205 Classssuppt Salaries	FACRESTORJUS	1.00		
						2205 Classssuppt Salaries Total		1.00		
					2 - Classified Salaries Total			1.00		
				3216 ELO Esser II St Reserve Total				1.00		
				3218 ELO ESSER III St Resv Emerqcn	1 - Certificated Salaries	1205 Pupilsuppt Salaries	SOC WRKR	1.00		
						1205 Pupilsuppt Salaries Total		1.00		
					1 - Certificated Salaries Total			1.00		
				3218 ELO ESSER III St Resv Emergency Total				1.00		
				3219 ELO ESSER III St Resv LL	2 - Classified Salaries	2405 Clerical Salaries	LIA FAM PAR	1.00		
						2405 Clerical Salaries Total		1.00		
					2 - Classified Salaries Total			1.00		
				3219 ELO ESSER III St Resv LL Total				1.00		
				3310 Se-idea Basic Grant PI94-142	2 - Classified Salaries	2105 Instraides Salaries	ISS	2.40		
						2105 Instraides Salaries Total		2.40		
					2 - Classified Salaries Total			2.40		
				3310 Se-idea Basic Grant PI94-142 Total				2.40		
				6500 Special Education	1 - Certificated Salaries	1105 Teachers Salaries	TCHR RSP	2.00		

Scope: The purpose of this report is to summarize the budgeted positions funded by Fund, Site Category, Site, Resource Type and Classification.

Sum of FTE Auth Accum								
Fund	Site Type	Site Code	Resource Type	Resource Code	Classification	Object Code	Job Class	Total
01 General Fund	Middle School	206 Bret Harte Middle	Restricted	6500 Special Education	1 - Certificated Salaries	1105 Teachers Salaries	TCHR SDC NON	2.00
							TCHR SDC SEV	2.00
						1105 Teachers Salaries Total		6.00
					1 - Certificated Salaries Total			6.00
					2 - Classified Salaries	2105 Instraides Salaries	ISS	0.80
							PARA EDUCAT	4.00
						2105 Instraides Salaries Total		4.80
					2 - Classified Salaries Total			4.80
				6500 Special Education Total				10.80
				7425 Expanded Learning Opp Prop98	1 - Certificated Salaries	1205 Pupilsuppt Salaries	SOC WRKR	0.00
						1205 Pupilsuppt Salaries Total		0.00
					1 - Certificated Salaries Total			0.00
				7425 Expanded Learning Opp Prop98 Total				0.00
				9283 Salesforce.org	1 - Certificated Salaries	1105 Teachers Salaries	TCHR STR ENG	0.50
						1105 Teachers Salaries Total		0.50
						1205 Pupilsuppt Salaries	SOC WRKR	0.50
						1205 Pupilsuppt Salaries Total		0.50
						1305 Supv, Admin, Instr Coaches Sal AP MIDDLE		0.41
						1305 Supv, Admin, Instr Coaches Sal Total		0.41
					1 - Certificated Salaries Total			1.41
				9283 Salesforce.org Total				1.41
				9332 Measure G1 Parcel Tx	1 - Certificated Salaries	1105 Teachers Salaries	TCHR STR ENG	0.85
						1105 Teachers Salaries Total		0.85
						1119 Teacher On Spec Assin School TSA CLA 11M		0.25
						1119 Teacher On Spec Assin School Total		0.25
					1 - Certificated Salaries Total			1.10
				9332 Measure G1 Parcel Tx Total				1.10
				9334 Measure G, Parcel Tax	2 - Classified Salaries	2205 Classsuppt Salaries	LIBRARY TECH	1.00
						2205 Classsuppt Salaries Total		1.00
					2 - Classified Salaries Total			1.00
				9334 Measure G, Parcel Tax Total				1.00
			Restricted Total					21.69
		206 Bret Harte Middle Total						46.70
		210 Edna Brewer Middle	Unrestricted	0000 General Purpose-unrestricted	1 - Certificated Salaries	1105 Teachers Salaries	TCHR STR ENG	28.20
						1105 Teachers Salaries Total		28.20
						1305 Supv, Admin, Instr Coaches Sal PRIN MIDDLE		1.00
						1305 Supv, Admin, Instr Coaches Sal Total		1.00
					1 - Certificated Salaries Total			29.20
					2 - Classified Salaries	2205 Classsuppt Salaries	ATTEND SP BI	1.00
						2205 Classsuppt Salaries Total		1.00
						2405 Clerical Salaries	ADMNASST124	1.00
							ADMNASST3B	1.00
						2405 Clerical Salaries Total		2.00
					2 - Classified Salaries Total			3.00
				0000 General Purpose-unrestricted Total				32.20
				0002 Unrestricted Supplemental	1 - Certificated Salaries	1105 Teachers Salaries	TCHR STR ENG	0.38
						1105 Teachers Salaries Total		0.38
						1205 Pupilsuppt Salaries	COUNSELOR	0.05
						1205 Pupilsuppt Salaries Total		0.05
						1305 Supv, Admin, Instr Coaches Sal AP MIDDLE		1.00
						1305 Supv, Admin, Instr Coaches Sal Total		1.00
					1 - Certificated Salaries Total			1.43
				0002 Unrestricted Supplemental Total				1.43
				0004 Central Concentration	1 - Certificated Salaries	1105 Teachers Salaries	TCHR STR ENG	0.40
						1105 Teachers Salaries Total		0.40
					1 - Certificated Salaries Total			0.40
					2 - Classified Salaries	2205 Classsuppt Salaries	FACRESTORJUS	1.00
						2205 Classsuppt Salaries Total		1.00
						2305 Supv&adm Salaries	PM COMMU SCH	0.20
						2305 Supv&adm Salaries Total		0.20
					2 - Classified Salaries Total			1.20
				0004 Central Concentration Total				1.60
				0041 AB1840 Final Installment	1 - Certificated Salaries	1105 Teachers Salaries	TCHR STIP	1.00
						1105 Teachers Salaries Total		1.00
					1 - Certificated Salaries Total			1.00
				0041 AB1840 Final Installment Total				1.00
			Unrestricted Total					36.23
			Restricted	3010 Title I-Basic Grant Low Income	1 - Certificated Salaries	1205 Pupilsuppt Salaries	COUNSELOR	0.35
						1205 Pupilsuppt Salaries Total		0.35

Scope: The purpose of this report is to summarize the budgeted positions funded by Fund, Site Category, Site, Resource Type and Classification.

Sum of FTE Auth Accum								
Fund	Site Type	Site Code	Resource Type	Resource Code	Classification	Object Code	Job Class	Total
01 General Fund	Middle School	210 Edna Brewer Middle	Restricted	3010 Title I-Basic Grant Low Income	1 - Certificated Salaries Total			0.35
					2 - Classified Salaries	2305 Supv&adm Salaries	PM COMMU SCH	0.80
						2305 Supv&adm Salaries Total		0.80
					2 - Classified Salaries Total			0.80
				3010 Title I-Basic Grant Low Income Total				1.15
				3212 ESSER II	1 - Certificated Salaries	1105 Teachers Salaries	TCHR STR ENG	1.00
						1105 Teachers Salaries Total		1.00
					1 - Certificated Salaries Total			1.00
				3212 ESSER II Total				1.00
				3310 Se-idea Basic Grant PI94-142	2 - Classified Salaries	2105 Instraides Salaries	ISS	4.00
						2105 Instraides Salaries Total		4.00
					2 - Classified Salaries Total			4.00
				3310 Se-idea Basic Grant PI94-142 Total				4.00
				6500 Special Education	1 - Certificated Salaries	1105 Teachers Salaries	TCHR RSP	2.00
							TCHR SDC NON	5.00
						1105 Teachers Salaries Total		7.00
					1 - Certificated Salaries Total			7.00
					2 - Classified Salaries	2105 Instraides Salaries	PARA EDUCAT	3.20
						2105 Instraides Salaries Total		3.20
					2 - Classified Salaries Total			3.20
				6500 Special Education Total				10.20
				7425 Expanded Learning Opp Prop98	2 - Classified Salaries	2205 Classsuppt Salaries	FACRESTORJUS	1.00
						2205 Classsuppt Salaries Total		1.00
					2 - Classified Salaries Total			1.00
				7425 Expanded Learning Opp Prop98 Total				1.00
				9283 Salesforce.org	1 - Certificated Salaries	1305 Supv, Admin, Instr Coaches Sal AP MIDDLE		1.00
						1305 Supv, Admin, Instr Coaches Sal Total		1.00
					1 - Certificated Salaries Total			1.00
				9283 Salesforce.org Total				1.00
				9332 Measure G1 Parcel Tx	1 - Certificated Salaries	1105 Teachers Salaries	TCHR STR ENG	1.40
						1105 Teachers Salaries Total		1.40
					1 - Certificated Salaries Total			1.40
				9332 Measure G1 Parcel Tx Total				1.40
				9334 Measure G, Parcel Tax	2 - Classified Salaries	2205 Classsuppt Salaries	LIBRARY TECH	0.60
						2205 Classsuppt Salaries Total		0.60
					2 - Classified Salaries Total			0.60
				9334 Measure G, Parcel Tax Total				0.60
			Restricted Total					20.35
		210 Edna Brewer Middle Total						56.58
		211 Montera Middle	Unrestricted	0000 General Purpose-unrestricted	1 - Certificated Salaries	1105 Teachers Salaries	TCHR STR ENG	22.00
						1105 Teachers Salaries Total		22.00
						1305 Supv, Admin, Instr Coaches Sal AP MIDDLE		1.00
							PRIN MIDDLE	1.00
						1305 Supv, Admin, Instr Coaches Sal Total		2.00
					1 - Certificated Salaries Total			24.00
					2 - Classified Salaries	2205 Classsuppt Salaries	ATTEND SP	1.00
						2205 Classsuppt Salaries Total		1.00
						2405 Clerical Salaries	ADMN ASST3	1.00
							RECEPTIONIST	0.50
						2405 Clerical Salaries Total		1.50
					2 - Classified Salaries Total			2.50
				0000 General Purpose-unrestricted Total				26.50
				0002 Unrestricted Supplemental	1 - Certificated Salaries	1105 Teachers Salaries	TCHR STR ENG	2.53
						1105 Teachers Salaries Total		2.53
					1 - Certificated Salaries Total			2.53
					2 - Classified Salaries	2405 Clerical Salaries	RECEPTIONIST	0.50
						2405 Clerical Salaries Total		0.50
					2 - Classified Salaries Total			0.50
				0002 Unrestricted Supplemental Total				3.03
				0004 Central Concentration	1 - Certificated Salaries	1105 Teachers Salaries	TCHR STR ENG	1.20
						1105 Teachers Salaries Total		1.20
					1 - Certificated Salaries Total			1.20
					2 - Classified Salaries	2305 Supv&adm Salaries	PM COMMU SCH	0.60
						2305 Supv&adm Salaries Total		0.60
					2 - Classified Salaries Total			0.60
				0004 Central Concentration Total				1.80
			Unrestricted Total					31.33
			Restricted	3010 Title I-Basic Grant Low Income	2 - Classified Salaries	2305 Supv&adm Salaries	PM COMMU SCH	0.40
						2305 Supv&adm Salaries Total		0.40

Scope: The purpose of this report is to summarize the budgeted positions funded by Fund, Site Category, Site, Resource Type and Classification.

Sum of FTE Auth Accum								
Fund	Site Type	Site Code	Resource Type	Resource Code	Classification	Object Code	Job Class	Total
01 General Fund	Middle School	211 Montera Middle	Restricted	3010 Title I-Basic Grant Low Income	2 - Classified Salaries Total			0.40
				3010 Title I-Basic Grant Low Income Total				0.40
				3212 ESSER II	1 - Certificated Salaries	1105 Teachers Salaries	TCHR STR ENG	1.40
						1105 Teachers Salaries Total		1.40
						1205 Pupilsuppt Salaries	COUNSELOR	0.60
						1205 Pupilsuppt Salaries Total		0.60
					1 - Certificated Salaries Total			2.00
				3212 ESSER II Total				2.00
				3310 Se-idea Basic Grant PI94-142	2 - Classified Salaries	2105 Instraides Salaries	ISS	2.40
						2105 Instraides Salaries Total		2.40
					2 - Classified Salaries Total			2.40
				3310 Se-idea Basic Grant PI94-142 Total				2.40
				6500 Special Education	1 - Certificated Salaries	1105 Teachers Salaries	TCHR RSP	3.00
							TCHR SDC NON	3.00
							TCHR SDC SEV	2.00
					1 - Certificated Salaries Total	1105 Teachers Salaries Total		8.00
					2 - Classified Salaries	2105 Instraides Salaries	PARA EDUCAT	3.20
						2105 Instraides Salaries Total		3.20
					2 - Classified Salaries Total			3.20
				6500 Special Education Total				11.20
				7425 Expanded Learning Opp Prop98	1 - Certificated Salaries	1105 Teachers Salaries	TCHR STIP	1.00
						1105 Teachers Salaries Total		1.00
					1 - Certificated Salaries Total			1.00
				7425 Expanded Learning Opp Prop98 Total				1.00
				9283 Salesforce.org	1 - Certificated Salaries	1105 Teachers Salaries	TCHR STR ENG	0.25
						1105 Teachers Salaries Total		0.25
					1 - Certificated Salaries Total			0.25
				9283 Salesforce.org Total				0.25
				9332 Measure G1 Parcel Tx	1 - Certificated Salaries	1105 Teachers Salaries	TCHR STR ENG	2.00
						1105 Teachers Salaries Total		2.00
					1 - Certificated Salaries Total			2.00
				9332 Measure G1 Parcel Tx Total				2.00
				9334 Measure G, Parcel Tax	2 - Classified Salaries	2205 Classsuppt Salaries	LIBRARY TECH	1.00
						2205 Classsuppt Salaries Total		1.00
					2 - Classified Salaries Total			1.00
				9334 Measure G, Parcel Tax Total				1.00
			Restricted Total					20.25
		211 Montera Middle Total						51.58
		212 Roosevelt Middle	Unrestricted	0000 General Purpose-unrestricted	1 - Certificated Salaries	1105 Teachers Salaries	TCHR STR ENG	17.00
						1105 Teachers Salaries Total		17.00
						1305 Supv, Admin, Instr Coaches Sal	AP MIDDLE	1.00
							PRIN MIDDLE	1.00
						1305 Supv, Admin, Instr Coaches Sal Total		2.00
					1 - Certificated Salaries Total			19.00
					2 - Classified Salaries	2205 Classsuppt Salaries	ATTEND SP BI	1.00
						2205 Classsuppt Salaries Total		1.00
						2405 Clerical Salaries	SEC MIDDLE	1.00
						2405 Clerical Salaries Total		1.00
					2 - Classified Salaries Total			2.00
				0000 General Purpose-unrestricted Total				21.00
				0002 Unrestricted Supplemental	1 - Certificated Salaries	1105 Teachers Salaries	TCHR STIP	0.50
							TCHR STR ENG	1.50
						1105 Teachers Salaries Total		2.00
					1 - Certificated Salaries Total			2.00
					2 - Classified Salaries	2405 Clerical Salaries	SEC MIDDLE	1.00
						2405 Clerical Salaries Total		1.00
					2 - Classified Salaries Total			1.00
				0002 Unrestricted Supplemental Total				3.00
				0004 Central Concentration	1 - Certificated Salaries	1105 Teachers Salaries	TCHR STIP	0.50
							TCHR STR ENG	1.20
						1105 Teachers Salaries Total		1.70
						1205 Pupilsuppt Salaries	SOC WRKR	0.50
						1205 Pupilsuppt Salaries Total		0.50
						1305 Supv, Admin, Instr Coaches Sal	AP MIDDLE	1.00
						1305 Supv, Admin, Instr Coaches Sal Total		1.00
					1 - Certificated Salaries Total			3.20
					2 - Classified Salaries	2305 Supv&adm Salaries	PM COMMU SCH	1.00
						2305 Supv&adm Salaries Total		1.00

Scope: The purpose of this report is to summarize the budgeted positons funded by Fund, Site Category, Site, Resource Type and Classification.

Sum of FTE Auth Accum								
Fund	Site Type	Site Code	Resource Type	Resource Code	Classification	Object Code	Job Class	Total
01 General Fund	Middle School	212 Roosevelt Middle	Unrestricted	0004 Central Concentration	2 - Classified Salaries Total			1.00
				0004 Central Concentration Total				4.20
				0041 AB1840 Final Installment	2 - Classified Salaries	2205 Classssuppt Salaries	FACRESTORJUS	1.00
						2205 Classssuppt Salaries Total		1.00
					2 - Classified Salaries Total			1.00
			Unrestricted Total	0041 AB1840 Final Installment Total				1.00
			Restricted	3010 Title I-Basic Grant Low Income	1 - Certificated Salaries	1105 Teachers Salaries	TCHR STR ENG	1.50
						1105 Teachers Salaries Total		1.50
						1205 Pupilsuppt Salaries	SOC WRKR	0.50
						1205 Pupilsuppt Salaries Total		0.50
					1 - Certificated Salaries Total			2.00
				3010 Title I-Basic Grant Low Income Total				2.00
				3212 ESSER II	1 - Certificated Salaries	1119 Teacher On Spec Assin School TSA CLA 10M		1.00
						1119 Teacher On Spec Assin School Total		1.00
					1 - Certificated Salaries Total			1.00
				3212 ESSER II Total				1.00
				3219 ELO ESSER III St Resv LL	2 - Classified Salaries	2405 Clerical Salaries	LIA FAM PAR	1.00
						2405 Clerical Salaries Total		1.00
					2 - Classified Salaries Total			1.00
				3219 ELO ESSER III St Resv LL Total				1.00
				3310 Se-idea Basic Grant PI94-142	2 - Classified Salaries	2105 Instraides Salaries	ISS	0.80
							PARA EDUCAT	0.80
						2105 Instraides Salaries Total		1.60
					2 - Classified Salaries Total			1.60
				3310 Se-idea Basic Grant PI94-142 Total				1.60
				6332 CCSPP Implementation Grant	2 - Classified Salaries	2405 Clerical Salaries	CASE MGR20	2.00
						2405 Clerical Salaries Total		2.00
					2 - Classified Salaries Total			2.00
				6332 CCSPP Implementation Grant Total				2.00
				6500 Special Education	1 - Certificated Salaries	1105 Teachers Salaries	TCHR RSP	2.00
							TCHR SDC NON	2.00
							TCHR SDC SEV	2.00
						1105 Teachers Salaries Total		6.00
					1 - Certificated Salaries Total			6.00
					2 - Classified Salaries	2105 Instraides Salaries	PARA EDUCAT	4.80
						2105 Instraides Salaries Total		4.80
					2 - Classified Salaries Total			4.80
				6500 Special Education Total				10.80
				9283 Salesforce.org	1 - Certificated Salaries	1105 Teachers Salaries	TCHR STR ENG	0.18
						1105 Teachers Salaries Total		0.18
						1119 Teacher On Spec Assin School TSA CLA 10M		1.20
						1119 Teacher On Spec Assin School Total		1.20
						1205 Pupilsuppt Salaries	SOC WRKR	0.00
						1205 Pupilsuppt Salaries Total		0.00
					1 - Certificated Salaries Total			1.38
				9283 Salesforce.org Total				1.38
				9332 Measure G1 Parcel Tx	1 - Certificated Salaries	1119 Teacher On Spec Assin School TSA CLA 10M		2.00
						1119 Teacher On Spec Assin School Total		2.00
					1 - Certificated Salaries Total			2.00
				9332 Measure G1 Parcel Tx Total				2.00
				9334 Measure G, Parcel Tax	2 - Classified Salaries	2205 Classssuppt Salaries	LIBRARY TECH	0.80
						2205 Classssuppt Salaries Total		0.80
					2 - Classified Salaries Total			0.80
			Restricted Total	9334 Measure G, Parcel Tax Total				0.80
								22.58
		212 Roosevelt Middle Total						51.78
		213 Westlake Middle	Unrestricted	0000 General Purpose-unrestricted	1 - Certificated Salaries	1105 Teachers Salaries	TCHR STR ENG	5.80
						1105 Teachers Salaries Total		5.80
						1305 Supv, Admin, Instr Coaches Sal PRIN MIDDLE		1.00
						1305 Supv, Admin, Instr Coaches Sal Total		1.00
					1 - Certificated Salaries Total			6.80
					2 - Classified Salaries	2205 Classssuppt Salaries	ATTEND SP BI	1.00
						2205 Classssuppt Salaries Total		1.00
						2405 Clerical Salaries	ADMN ASST3	1.00
						2405 Clerical Salaries Total		1.00
					2 - Classified Salaries Total			2.00
				0000 General Purpose-unrestricted Total				8.80
				0002 Unrestricted Supplemental	1 - Certificated Salaries	1105 Teachers Salaries	TCHR STR ENG	0.47

Scope: The purpose of this report is to summarize the budgeted positons funded by Fund, Site Category, Site, Resource Type and Classification.

Sum of FTE Auth Accum												
Fund	Site Type	Site Code	Resource Type	Resource Code	Classification	Object Code	Job Class	Total				
01 General Fund	Middle School	213 Westlake Middle	Unrestricted	0002 Unrestricted Supplemental	1 - Certificated Salaries	1105 Teachers Salaries Total		0.47				
						1305 Supv, Admin, Instr Coaches Sal AP MIDDLE		0.97				
						1305 Supv, Admin, Instr Coaches Sal Total		0.97				
						1 - Certificated Salaries Total		1.44				
						0002 Unrestricted Supplemental Total		1.44				
						0004 Central Concentration	2 - Classified Salaries	2305 Supv&adm Salaries	PM COMMU SCH	0.75		
								2305 Supv&adm Salaries Total		0.75		
								2405 Clerical Salaries	CASE MGR20	1.00		
								2405 Clerical Salaries Total		1.00		
								2 - Classified Salaries Total		1.75		
								0004 Central Concentration Total		1.75		
								0041 AB1840 Final Installment	1 - Certificated Salaries	1105 Teachers Salaries	TCHR STR ENG	1.00
										1105 Teachers Salaries Total		1.00
									1 - Certificated Salaries Total		1.00	
								0041 AB1840 Final Installment Total				1.00
								Unrestricted Total				12.99
								Restricted				
								3010 Title I-Basic Grant Low Income	1 - Certificated Salaries	1205 Pupilsuppt Salaries	COUNSELOR	0.40
										1205 Pupilsuppt Salaries Total		0.40
									1 - Certificated Salaries Total		0.40	
									2 - Classified Salaries	2305 Supv&adm Salaries	PM COMMU SCH	0.25
										2305 Supv&adm Salaries Total		0.25
									2 - Classified Salaries Total		0.25	
								3010 Title I-Basic Grant Low Income Total				0.65
								3182 ESSA: Comp Support & Improv	1 - Certificated Salaries	1119 Teacher On Spec Assin School TSA CLA 10M		0.18
										1119 Teacher On Spec Assin School Total		0.18
									1 - Certificated Salaries Total		0.18	
								3182 ESSA: Comp Support & Improvmt Total				0.18
								3212 ESSER II	1 - Certificated Salaries	1105 Teachers Salaries	TCHR STR ENG	1.00
										1105 Teachers Salaries Total		1.00
									1 - Certificated Salaries Total		1.00	
								3212 ESSER II Total				1.00
								3216 ELO Esser II St Reserve	2 - Classified Salaries	2405 Clerical Salaries	CASE MGR20	1.00
										2405 Clerical Salaries Total		1.00
									2 - Classified Salaries Total		1.00	
								3216 ELO Esser II St Reserve Total				1.00
								6500 Special Education	1 - Certificated Salaries	1105 Teachers Salaries	TCHR RSP	1.00
											TCHR SDC NON	2.00
											TCHR SDC SEV	1.00
										1105 Teachers Salaries Total		4.00
									1 - Certificated Salaries Total		4.00	
									2 - Classified Salaries	2105 Instraides Salaries	IA SPED	0.80
											PARA EDUCAT	2.40
										2105 Instraides Salaries Total		3.20
									2 - Classified Salaries Total		3.20	
								6500 Special Education Total				7.20
								7425 Expanded Learning Opp Prop98	1 - Certificated Salaries	1119 Teacher On Spec Assin School TSA CLA 10M		0.62
										1119 Teacher On Spec Assin School Total		0.62
									1 - Certificated Salaries Total		0.62	
									2 - Classified Salaries	2405 Clerical Salaries	CASE MGR20	0.00
										2405 Clerical Salaries Total		0.00
									2 - Classified Salaries Total		0.00	
								7425 Expanded Learning Opp Prop98 Total				0.62
								9283 Salesforce.org	1 - Certificated Salaries	1105 Teachers Salaries	TCHR STR ENG	0.85
										1105 Teachers Salaries Total		0.85
										1205 Pupilsuppt Salaries	SOC WRKR	0.50
										1205 Pupilsuppt Salaries Total		0.50
										1305 Supv, Admin, Instr Coaches Sal AP MIDDLE		0.03
										1305 Supv, Admin, Instr Coaches Sal Total		0.03
									1 - Certificated Salaries Total		1.38	
								9283 Salesforce.org Total				1.38
								9332 Measure G1 Parcel Tx	1 - Certificated Salaries	1105 Teachers Salaries	TCHR STR ENG	1.48
										1105 Teachers Salaries Total		1.48
									1 - Certificated Salaries Total		1.48	
								9332 Measure G1 Parcel Tx Total				1.48
								9334 Measure G, Parcel Tax	2 - Classified Salaries	2205 Classsuppt Salaries	LIBRARY TECH	0.50
										2205 Classsuppt Salaries Total		0.50
									2 - Classified Salaries Total		0.50	
								9334 Measure G, Parcel Tax Total				0.50
								Restricted Total				14.01

Scope: The purpose of this report is to summarize the budgeted positons funded by Fund, Site Category, Site, Resource Type and Classification.

Sum of FTE Auth Accum								
Fund	Site Type	Site Code	Resource Type	Resource Code	Classification	Object Code	Job Class	Total
01 General Fund	Middle School	213 Westlake Middle Total						27.00
		215 Madison Park Academy	Unrestricted	0000 General Purpose-unrestricted	1 - Certificated Salaries	1105 Teachers Salaries	TCHR 11M 12P	9.00
							TCHR STR ENG	15.60
						1105 Teachers Salaries Total		24.60
						1119 Teacher On Spec Assin School	TSA CLA 11M	0.50
						1119 Teacher On Spec Assin School Total		0.50
						1305 Supv, Admin, Instr Coaches Sal	AP MIDDLE	1.00
							PRIN HS SM	1.00
						1305 Supv, Admin, Instr Coaches Sal Total		2.00
					1 - Certificated Salaries Total			27.10
					2 - Classified Salaries			
						2205 Classsuppt Salaries	ATTEND SP BI	1.00
						2205 Classsuppt Salaries Total		1.00
						2405 Clerical Salaries	ADMNASST124	1.00
						2405 Clerical Salaries Total		1.00
					2 - Classified Salaries Total			2.00
				0000 General Purpose-unrestricted Total				29.10
				0002 Unrestricted Supplemental	1 - Certificated Salaries	1105 Teachers Salaries	TCHR STR ENG	1.90
						1105 Teachers Salaries Total		1.90
						1205 Pupilsuppt Salaries	COUNSELOR	0.60
						1205 Pupilsuppt Salaries Total		0.60
					1 - Certificated Salaries Total			2.50
					2 - Classified Salaries			
						2205 Classsuppt Salaries	COM RELAST2B	0.50
							FACRESTORJUS	0.35
						2205 Classsuppt Salaries Total		0.85
						2405 Clerical Salaries	ADMNAST1B24	1.00
						2405 Clerical Salaries Total		1.00
					2 - Classified Salaries Total			1.85
				0002 Unrestricted Supplemental Total				4.35
				0004 Central Concentration	1 - Certificated Salaries	1105 Teachers Salaries	TCHR STR ENG	3.00
						1105 Teachers Salaries Total		3.00
						1305 Supv, Admin, Instr Coaches Sal	AP HIGH	1.00
						1305 Supv, Admin, Instr Coaches Sal Total		1.00
					1 - Certificated Salaries Total			4.00
					2 - Classified Salaries			
						2305 Supv&adm Salaries	PM COMMU SCH	1.00
						2305 Supv&adm Salaries Total		1.00
						2405 Clerical Salaries	COM RELAST2B	0.50
						2405 Clerical Salaries Total		0.50
					2 - Classified Salaries Total			1.50
				0004 Central Concentration Total				5.50
			Unrestricted Total					38.95
			Restricted	3010 Title I-Basic Grant Low Income	1 - Certificated Salaries	1119 Teacher On Spec Assin School	TSA CLA 11M	1.50
						1119 Teacher On Spec Assin School Total		1.50
					1 - Certificated Salaries Total			1.50
					2 - Classified Salaries			
						2205 Classsuppt Salaries	FACRESTORJUS	0.65
						2205 Classsuppt Salaries Total		0.65
					2 - Classified Salaries Total			0.65
				3010 Title I-Basic Grant Low Income Total				2.15
				3216 ELO Esser II St Reserve	1 - Certificated Salaries	1119 Teacher On Spec Assin School	TSA CLA 11M	1.00
						1119 Teacher On Spec Assin School Total		1.00
					1 - Certificated Salaries Total			1.00
					2 - Classified Salaries			
						2405 Clerical Salaries	CASE MGR20	1.00
							CASE MGR24	1.00
						2405 Clerical Salaries Total		2.00
					2 - Classified Salaries Total			2.00
				3216 ELO Esser II St Reserve Total				3.00
				6332 CCSPP Implementation Grant	2 - Classified Salaries	2205 Classsuppt Salaries	FACRESTORJUS	1.00
						2205 Classsuppt Salaries Total		1.00
						2405 Clerical Salaries	LIA FAM PAR	0.50
						2405 Clerical Salaries Total		0.50
					2 - Classified Salaries Total			1.50
				6332 CCSPP Implementation Grant Total				1.50
				6500 Special Education	1 - Certificated Salaries	1105 Teachers Salaries	TCHR RSP	2.00
							TCHR SDC NON	3.00
						1105 Teachers Salaries Total		5.00
					1 - Certificated Salaries Total			5.00
					2 - Classified Salaries			
						2105 Instraides Salaries	PARA EDUCAT	4.00
						2105 Instraides Salaries Total		4.00
					2 - Classified Salaries Total			4.00
				6500 Special Education Total				9.00

Scope: The purpose of this report is to summarize the budgeted positions funded by Fund, Site Category, Site, Resource Type and Classification.

Sum of FTE Auth Accum													
Fund	Site Type	Site Code	Resource Type	Resource Code	Classification	Object Code	Job Class	Total					
01 General Fund	Middle School	215 Madison Park Academy	Restricted	7425 Expanded Learning Opp Prop98	1 - Certificated Salaries	1205 Pupilsuppt Salaries	SOC WRKR	0.50					
						1205 Pupilsuppt Salaries Total		0.50					
					1 - Certificated Salaries Total			0.50					
					2 - Classified Salaries	2405 Clerical Salaries	CASE MGR20	0.00					
							CASE MGR24	0.00					
						2405 Clerical Salaries Total		0.00					
					2 - Classified Salaries Total			0.00					
						7425 Expanded Learning Opp Prop98 Total		0.50					
						9283 Salesforce.org	1 - Certificated Salaries	1105 Teachers Salaries	TCHR STR ENG	0.50			
								1105 Teachers Salaries Total		0.50			
								1205 Pupilsuppt Salaries	SOC WRKR	0.50			
								1205 Pupilsuppt Salaries Total		0.50			
							1 - Certificated Salaries Total			1.00			
						9283 Salesforce.org Total		1.00					
						9332 Measure G1 Parcel Tx	1 - Certificated Salaries	1105 Teachers Salaries	TCHR STR ENG	1.00			
								1105 Teachers Salaries Total		1.00			
							1 - Certificated Salaries Total			1.00			
						9332 Measure G1 Parcel Tx Total		1.00					
						9333 Measure N	1 - Certificated Salaries	1105 Teachers Salaries	TCHR 11M 12P	1.00			
								1105 Teachers Salaries Total		1.00			
							1 - Certificated Salaries Total			1.00			
							2 - Classified Salaries	2205 Classsuppt Salaries	SP COL&CAR	1.00			
								2205 Classsuppt Salaries Total		1.00			
								2305 Supv&adm Salaries	C&C PATH CCH	0.50			
								2305 Supv&adm Salaries Total		0.50			
							2 - Classified Salaries Total			1.50			
						9333 Measure N Total		2.50					
						9334 Measure G, Parcel Tax	2 - Classified Salaries	2205 Classsuppt Salaries	LIBRARY TECH	0.40			
								2205 Classsuppt Salaries Total		0.40			
							2 - Classified Salaries Total			0.40			
						9334 Measure G, Parcel Tax Total		0.40					
							Restricted Total			21.05			
							215 Madison Park Academy Upper Total			60.00			
							219 Frick United Academy c	Unrestricted	0000 General Purpose-unrestricted	1 - Certificated Salaries	1105 Teachers Salaries	TCHR STR ENG	11.80
											1105 Teachers Salaries Total		11.80
											1305 Supv, Admin, Instr Coaches Sal PRIN MIDDLE		1.00
											1305 Supv, Admin, Instr Coaches Sal Total		1.00
										1 - Certificated Salaries Total			12.80
										2 - Classified Salaries	2205 Classsuppt Salaries	ATTEND SP BI	1.00
											2205 Classsuppt Salaries Total		1.00
											2405 Clerical Salaries	ADMNASST3B	1.00
											2405 Clerical Salaries Total		1.00
										2 - Classified Salaries Total			2.00
									0000 General Purpose-unrestricted Total				14.80
									0002 Unrestricted Supplemental	1 - Certificated Salaries	1105 Teachers Salaries	TCHR STR ENG	0.35
						1105 Teachers Salaries Total		0.35					
					1 - Certificated Salaries Total			0.35					
					2 - Classified Salaries	2305 Supv&adm Salaries	PM COMMU SCH	0.75					
						2305 Supv&adm Salaries Total		0.75					
						2405 Clerical Salaries	LIA FAM PAR	0.50					
						2405 Clerical Salaries Total		0.50					
					2 - Classified Salaries Total			1.25					
				0002 Unrestricted Supplemental Total				1.60					
				0004 Central Concentration	1 - Certificated Salaries	1105 Teachers Salaries	TCHR STR ENG	2.20					
						1105 Teachers Salaries Total		2.20					
						1305 Supv, Admin, Instr Coaches Sal AP MIDDLE		1.00					
						1305 Supv, Admin, Instr Coaches Sal Total		1.00					
					1 - Certificated Salaries Total			3.20					
					2 - Classified Salaries	2305 Supv&adm Salaries	PM COMMU SCH	1.00					
						2305 Supv&adm Salaries Total		1.00					
						2405 Clerical Salaries	LIA FAM PAR	0.50					
						2405 Clerical Salaries Total		0.50					
					2 - Classified Salaries Total			1.50					
				0004 Central Concentration Total				4.70					
					Unrestricted Total			21.10					
					Restricted	3010 Title I-Basic Grant Low Income	1 - Certificated Salaries	1105 Teachers Salaries	TCHR STR ENG	0.65			
								1105 Teachers Salaries Total		0.65			
								1205 Pupilsuppt Salaries	COUNSELOR	0.20			
								1205 Pupilsuppt Salaries Total		0.20			

Scope: The purpose of this report is to summarize the budgeted positions funded by Fund, Site Category, Site, Resource Type and Classification.

Sum of FTE Auth Accum									
Fund	Site Type	Site Code	Resource Type	Resource Code	Classification	Object Code	Job Class	Total	
01 General Fund	Middle School	219 Frick United Academy of	Restricted	3010 Title I-Basic Grant Low Income	1 - Certificated Salaries Total			0.85	
				3010 Title I-Basic Grant Low Income Total				0.85	
				3182 ESSA: Comp Support & Improv	1 - Certificated Salaries	1119 Teacher On Spec Assin School	TSA CLA 11M	1.00	
						1119 Teacher On Spec Assin School Total		1.00	
					1 - Certificated Salaries Total			1.00	
				3182 ESSA: Comp Support & Improvmt Total				1.00	
				3216 ELO Esser II St Reserve	1 - Certificated Salaries	1305 Supv, Admin, Instr Coaches Sal	AP MIDDLE	1.00	
						1305 Supv, Admin, Instr Coaches Sal Total		1.00	
					1 - Certificated Salaries Total			1.00	
				3216 ELO Esser II St Reserve Total				1.00	
				6500 Special Education	1 - Certificated Salaries	1105 Teachers Salaries	TCHR RSP	1.00	
							TCHR SDC NON	2.00	
						1105 Teachers Salaries Total		3.00	
					1 - Certificated Salaries Total			3.00	
					2 - Classified Salaries	2105 Instraides Salaries	PARA EDUCAT	2.40	
						2105 Instraides Salaries Total		2.40	
					2 - Classified Salaries Total			2.40	
				6500 Special Education Total				5.40	
				7425 Expanded Learning Opp Prop98	1 - Certificated Salaries	1305 Supv, Admin, Instr Coaches Sal	AP MIDDLE	0.00	
						1305 Supv, Admin, Instr Coaches Sal Total		0.00	
					1 - Certificated Salaries Total			0.00	
				7425 Expanded Learning Opp Prop98 Total				0.00	
				9283 Salesforce.org	1 - Certificated Salaries	1105 Teachers Salaries	TCHR STR ENG	0.38	
						1105 Teachers Salaries Total		0.38	
						1205 Pupilsupt Salaries	SOC WRKR	1.00	
						1205 Pupilsupt Salaries Total		1.00	
					1 - Certificated Salaries Total			1.38	
					2 - Classified Salaries	2305 Supv&adm Salaries	PM COMMU SCH	0.25	
						2305 Supv&adm Salaries Total		0.25	
					2 - Classified Salaries Total			0.25	
				9283 Salesforce.org Total				1.63	
				9332 Measure G1 Parcel Tx	2 - Classified Salaries	2305 Supv&adm Salaries	PM COMMU SCH	0.00	
						2305 Supv&adm Salaries Total		0.00	
					2 - Classified Salaries Total			0.00	
				9332 Measure G1 Parcel Tx Total				0.00	
				9334 Measure G, Parcel Tax	2 - Classified Salaries	2205 Classsuppt Salaries	LIBRARY TECH	0.80	
						2205 Classsuppt Salaries Total		0.80	
					2 - Classified Salaries Total			0.80	
				9334 Measure G, Parcel Tax Total				0.80	
								10.68	
			Restricted Total					31.78	
		219 Frick United Academy of Lang						1.60	
		228 United For Success Ac	Unrestricted	0000 General Purpose-unrestricted	1 - Certificated Salaries	1105 Teachers Salaries	TCHR 11M 12P	1.60	
							TCHR STR ENG	12.80	
						1105 Teachers Salaries Total		14.40	
						1305 Supv, Admin, Instr Coaches Sal	PRIN MIDDLE	1.00	
						1305 Supv, Admin, Instr Coaches Sal Total		1.00	
					1 - Certificated Salaries Total			15.40	
					2 - Classified Salaries	2205 Classsuppt Salaries	ATTEND SP BI	1.00	
						2205 Classsuppt Salaries Total		1.00	
						2405 Clerical Salaries	ADMNAST1B24	1.00	
						2405 Clerical Salaries Total		1.00	
					2 - Classified Salaries Total			2.00	
				0000 General Purpose-unrestricted Total				17.40	
				0002 Unrestricted Supplemental	1 - Certificated Salaries	1105 Teachers Salaries	TCHR 11M 12P	0.40	
							TCHR STIP	1.50	
							TCHR STR ENG	1.00	
						1105 Teachers Salaries Total		2.90	
					1 - Certificated Salaries Total			2.90	
				0002 Unrestricted Supplemental Total				2.90	
				0004 Central Concentration	1 - Certificated Salaries	1105 Teachers Salaries	TCHR STR ENG	1.20	
						1105 Teachers Salaries Total		1.20	
						1305 Supv, Admin, Instr Coaches Sal	AP MIDDLE	1.00	
						1305 Supv, Admin, Instr Coaches Sal Total		1.00	
					1 - Certificated Salaries Total			2.20	
					2 - Classified Salaries	2205 Classsuppt Salaries	FACRESTORJUS	0.40	
						2205 Classsuppt Salaries Total		0.40	
						2305 Supv&adm Salaries	PM COMMU SCH	1.00	
						2305 Supv&adm Salaries Total		1.00	
					2 - Classified Salaries Total			1.40	

Scope: The purpose of this report is to summarize the budgeted positions funded by Fund, Site Category, Site, Resource Type and Classification.

Sum of FTE Auth Accum	Fund	Site Type	Site Code	Resource Type	Resource Code	Classification	Object Code	Job Class	Total
	01 General Fund	Middle School	228 United For Success Acad	Unrestricted	0004 Central Concentration Total				3.60
				Unrestricted Total					23.90
				Restricted	3010 Title I-Basic Grant Low Income	1 - Certificated Salaries	1205 Pupilsuppt Salaries	COUNSELOR	0.20
								LIBRARIAN	0.15
							1205 Pupilsuppt Salaries Total		0.35
									0.35
							2205 Classsuppt Salaries	FACRESTORJUS	0.10
							2205 Classsuppt Salaries Total		0.10
									0.10
					3010 Title I-Basic Grant Low Income Total				0.45
					3182 ESSA: Comp Support & Improv	1 - Certificated Salaries	1119 Teacher On Spec Assin School	TSA 10P	1.00
								TSA CLA 11M	0.30
							1119 Teacher On Spec Assin School Total		1.30
									1.30
					3182 ESSA: Comp Support & Improvmt Total				1.30
					3216 ELO Esser II St Reserve	2 - Classified Salaries	2405 Clerical Salaries	CASE MGR20	2.50
							2405 Clerical Salaries Total		2.50
									2.50
					3216 ELO Esser II St Reserve Total				2.50
					6500 Special Education	1 - Certificated Salaries	1105 Teachers Salaries	TCHR RSP	2.00
								TCHR SDC NON	1.00
							1105 Teachers Salaries Total		3.00
									3.00
									0.80
							2105 Instraides Salaries	ISS	2.40
							2105 Instraides Salaries Total	PARA EDUCAT	3.20
									3.20
					6500 Special Education Total				6.20
					7425 Expanded Learning Opp Prop98	2 - Classified Salaries	2405 Clerical Salaries	CASE MGR20	0.00
							2405 Clerical Salaries Total		0.00
									0.00
					7425 Expanded Learning Opp Prop98 Total				0.00
					9283 Salesforce.org	1 - Certificated Salaries	1105 Teachers Salaries	TCHR STR ENG	0.30
							1105 Teachers Salaries Total		0.30
							1205 Pupilsuppt Salaries	SOC WRKR	0.50
							1205 Pupilsuppt Salaries Total		0.50
									0.80
					9283 Salesforce.org Total				0.80
					9332 Measure G1 Parcel Tx	1 - Certificated Salaries	1105 Teachers Salaries	TCHR STR ENG	1.20
							1105 Teachers Salaries Total		1.20
									1.20
							2205 Classsuppt Salaries	FACRESTORJUS	0.50
							2205 Classsuppt Salaries Total		0.50
									0.50
					9332 Measure G1 Parcel Tx Total				1.70
					9334 Measure G, Parcel Tax	1 - Certificated Salaries	1205 Pupilsuppt Salaries	LIBRARIAN	0.35
							1205 Pupilsuppt Salaries Total		0.35
									0.35
					9334 Measure G, Parcel Tax Total				0.35
									13.30
				Restricted Total					37.20
			228 United For Success Academy Total						
			229 Elmhurst United	Unrestricted	0000 General Purpose-unrestricted	1 - Certificated Salaries	1105 Teachers Salaries	TCHR STR ENG	25.38
							1105 Teachers Salaries Total		25.38
							1119 Teacher On Spec Assin School	TCHR 11M 12P	2.00
							1119 Teacher On Spec Assin School Total		2.00
							1305 Supv, Admin, Instr Coaches Sal	AP MIDDLE	1.00
								PRIN MIDDLE	1.00
							1305 Supv, Admin, Instr Coaches Sal Total		2.00
									29.38
							2205 Classsuppt Salaries	ATTEND SP BI	1.01
							2205 Classsuppt Salaries Total		1.01
							2405 Clerical Salaries	ADMNAST1B24	1.00
								CASE MGR24	0.10
							2405 Clerical Salaries Total		1.10
									2.11
					0000 General Purpose-unrestricted Total				31.49
					0002 Unrestricted Supplemental	1 - Certificated Salaries	1105 Teachers Salaries	TCHR STIP	1.00
								TCHR STR ENG	2.00
							1105 Teachers Salaries Total		3.00

Scope: The purpose of this report is to summarize the budgeted positions funded by Fund, Site Category, Site, Resource Type and Classification.

Sum of FTE Auth Accum								
Fund	Site Type	Site Code	Resource Type	Resource Code	Classification	Object Code	Job Class	Total
01 General Fund	Middle School	229 Elmhurst United	Unrestricted	0002 Unrestricted Supplemental	1 - Certificated Salaries Total			3.00
					2 - Classified Salaries	2205 Classssuppt Salaries	ATTEND SP BI COM RELAST2B	0.50 0.50
						2205 Classssuppt Salaries Total		1.00
					2 - Classified Salaries Total			1.00
				0002 Unrestricted Supplemental Total				4.00
				0004 Central Concentration	1 - Certificated Salaries	1105 Teachers Salaries	TCHR STR ENG	1.38
						1105 Teachers Salaries Total		1.38
						1205 Pupilsuppt Salaries	SOC WRKR	0.50
						1205 Pupilsuppt Salaries Total		0.50
						1305 Supv, Admin, Instr Coaches Sal AP MIDDLE		1.00
						1305 Supv, Admin, Instr Coaches Sal Total		1.00
					1 - Certificated Salaries Total			2.88
					2 - Classified Salaries	2205 Classssuppt Salaries	FACRESTORJUS	1.00
						2205 Classssuppt Salaries Total		1.00
						2305 Supv&adm Salaries	PM COMMU SCH	1.00
						2305 Supv&adm Salaries Total		1.00
						2405 Clerical Salaries	CASE MGR24	0.90
						2405 Clerical Salaries Total		0.90
					2 - Classified Salaries Total			2.90
				0004 Central Concentration Total				5.78
			Unrestricted Total					41.26
			Restricted	3010 Title I-Basic Grant Low Income	1 - Certificated Salaries	1119 Teacher On Spec Assin School	TSA CLA 11M	1.00
						1119 Teacher On Spec Assin School Total		1.00
					1 - Certificated Salaries Total			1.00
				3010 Title I-Basic Grant Low Income Total				1.00
				3182 ESSA: Comp Support & Improvi	1 - Certificated Salaries	1205 Pupilsuppt Salaries	COUNSELOR	0.40
							SOC WRKR	0.10
						1205 Pupilsuppt Salaries Total		0.50
					1 - Certificated Salaries Total			0.50
					2 - Classified Salaries	2105 Instraides Salaries	PARA EDUCAT	0.80
						2105 Instraides Salaries Total		0.80
						2205 Classssuppt Salaries	LIBRARY TECH	0.10
						2205 Classssuppt Salaries Total		0.10
						2405 Clerical Salaries	LIAFAM PARBI	1.00
						2405 Clerical Salaries Total		1.00
					2 - Classified Salaries Total			1.90
				3182 ESSA: Comp Support & Improvmt Total				2.40
				3216 ELO Esser II St Reserve	2 - Classified Salaries	2205 Classssuppt Salaries	FACRESTORJUS	1.00
						2205 Classssuppt Salaries Total		1.00
						2405 Clerical Salaries	CASE MGR24 PROG ASST	0.85 1.00
						2405 Clerical Salaries Total		1.85
					2 - Classified Salaries Total			2.85
				3216 ELO Esser II St Reserve Total				2.85
				3218 ELO ESSER III St Resv Emergn	1 - Certificated Salaries	1105 Teachers Salaries	TCHR STR ENG	1.00
						1105 Teachers Salaries Total		1.00
					1 - Certificated Salaries Total			1.00
				3218 ELO ESSER III St Resv Emergency Total				1.00
				6500 Special Education	1 - Certificated Salaries	1105 Teachers Salaries	TCHR RSP TCHR SDC NON TCHR SDC SEV	4.00 3.00 1.00
						1105 Teachers Salaries Total		8.00
					1 - Certificated Salaries Total			8.00
					2 - Classified Salaries	2105 Instraides Salaries	ISS	1.60
						2105 Instraides Salaries Total	PARA EDUCAT	4.00
					2 - Classified Salaries Total			5.60
				6500 Special Education Total				13.60
				7425 Expanded Learning Opp Prop98	1 - Certificated Salaries	1105 Teachers Salaries	TCHR STR ENG	0.00
						1105 Teachers Salaries Total		0.00
					1 - Certificated Salaries Total			0.00
					2 - Classified Salaries	2405 Clerical Salaries	CASE MGR24	0.00
						2405 Clerical Salaries Total		0.00
					2 - Classified Salaries Total			0.00
				7425 Expanded Learning Opp Prop98 Total				0.00
				7426 Expanded Learning Opp Para	2 - Classified Salaries	2105 Instraides Salaries	PARA EDUCAT	0.80
						2105 Instraides Salaries Total		0.80
					2 - Classified Salaries Total			0.80

Scope: The purpose of this report is to summarize the budgeted positions funded by Fund, Site Category, Site, Resource Type and Classification.

Sum of FTE Auth Accum																													
Fund	Site Type	Site Code	Resource Type	Resource Code	Classification	Object Code	Job Class	Total																					
01 General Fund	Middle School	229 Elmhurst United	Restricted	7426 Expanded Learning Opp Para Total	1 - Certificated Salaries	1205 Pupilsuppt Salaries	SOC WRKR	0.80																					
				9283 Salesforce.org		1205 Pupilsuppt Salaries Total		0.40																					
						1305 Supv, Admin, Instr Coaches Sal AP MIDDLE		1.00																					
						1305 Supv, Admin, Instr Coaches Sal Total		1.00																					
						1 - Certificated Salaries Total		1.40																					
				9283 Salesforce.org Total				1.40																					
				9332 Measure G1 Parcel Tx		1 - Certificated Salaries		1105 Teachers Salaries	TCHR STR ENG	1.62																			
								1105 Teachers Salaries Total		1.62																			
								1 - Certificated Salaries Total		1.62																			
				9332 Measure G1 Parcel Tx Total						1.62																			
				9334 Measure G, Parcel Tax				2 - Classified Salaries		2205 Classssuppt Salaries	LIBRARY TECH	0.90																	
										2205 Classssuppt Salaries Total		0.90																	
										2 - Classified Salaries Total		0.90																	
				9334 Measure G, Parcel Tax Total								0.90																	
										Restricted Total		25.57																	
				229 Elmhurst United Total								66.83																	
				232 Coliseum College Prep						Unrestricted		0000 General Purpose-unrestricted	1 - Certificated Salaries	1105 Teachers Salaries	TCHR STR ENG	25.20													
														1105 Teachers Salaries Total		25.20													
														1305 Supv, Admin, Instr Coaches Sal AP HIGH		1.00													
														PRIN HS SM		1.00													
														1305 Supv, Admin, Instr Coaches Sal Total		2.00													
														1 - Certificated Salaries Total		27.20													
														2 - Classified Salaries		2205 Classssuppt Salaries	ATTEND SP BI	1.00											
																2205 Classssuppt Salaries Total		1.00											
																2405 Clerical Salaries		ADMNASST3B	1.00										
																2405 Clerical Salaries Total			1.00										
																2 - Classified Salaries Total			2.00										
				0000 General Purpose-unrestricted Total															29.20										
				0002 Unrestricted Supplemental												1 - Certificated Salaries			1105 Teachers Salaries	TCHR STR ENG	1.30								
																			1105 Teachers Salaries Total		1.30								
																			1205 Pupilsuppt Salaries		COUNSELOR	0.60							
																			1205 Pupilsuppt Salaries Total			0.60							
																			1 - Certificated Salaries Total			1.90							
																			2 - Classified Salaries			2205 Classssuppt Salaries	NEWCOM ASST	3.00					
																						2205 Classssuppt Salaries Total		3.00					
																						2405 Clerical Salaries		CASE MGR24	0.35				
																						2405 Clerical Salaries Total			0.35				
																						2 - Classified Salaries Total			3.35				
				0002 Unrestricted Supplemental Total																					5.25				
				0004 Central Concentration																		1 - Certificated Salaries			1105 Teachers Salaries	TCHR STR ENG	2.60		
																									1105 Teachers Salaries Total		2.60		
																									1305 Supv, Admin, Instr Coaches Sal AP HIGH		1.00		
																									1305 Supv, Admin, Instr Coaches Sal Total		1.00		
																									1 - Certificated Salaries Total		3.60		
																									2 - Classified Salaries		2305 Supv&adm Salaries	PM COMMU SCH	1.00
																											2305 Supv&adm Salaries Total		1.00
																											2405 Clerical Salaries		CASE MGR24
	2405 Clerical Salaries Total	0.30																											
	2 - Classified Salaries Total	1.30																											
0004 Central Concentration Total		4.90																											
	Unrestricted Total	39.35																											
	Restricted	3010 Title I-Basic Grant Low Income	1 - Certificated Salaries	1105 Teachers Salaries	TCHR STR ENG		1.00																						
				1105 Teachers Salaries Total			1.00																						
				1 - Certificated Salaries Total		1.00																							
				2 - Classified Salaries		2205 Classssuppt Salaries	LIBRARY TECH		0.15																				
									NEWCOM ASST																		1.00		
									SP COL&CAR																		0.50		
								2205 Classssuppt Salaries Total	1.65																				
								2405 Clerical Salaries	CASE MGR24		0.35																		
								2405 Clerical Salaries Total			0.35																		
						2 - Classified Salaries Total		2.00																					
3010 Title I-Basic Grant Low Income Total								3.00																					
3212 ESSER II						1 - Certificated Salaries		1105 Teachers Salaries			TCHR STIP																1.00		
										TCHR STR ENG		2.00																	
										1105 Teachers Salaries Total		3.00																	
								1 - Certificated Salaries Total		3.00																			
3212 ESSER II Total										3.00																			
3216 ELO Esser II St Reserve								1 - Certificated Salaries		1105 Teachers Salaries		TCHR STR ENG	2.00																

Scope: The purpose of this report is to summarize the budgeted positions funded by Fund, Site Category, Site, Resource Type and Classification.

Sum of FTE Auth Accum								
Fund	Site Type	Site Code	Resource Type	Resource Code	Classification	Object Code	Job Class	Total
01 General Fund	Middle School	232 Coliseum College Prep A	Restricted	3216 ELO Esser II St Reserve	1 - Certificated Salaries	1105 Teachers Salaries Total		2.00
					1 - Certificated Salaries Total			2.00
					2 - Classified Salaries	2305 Supv&adm Salaries	PM COMMU SCH	1.00
						2305 Supv&adm Salaries Total		1.00
						2405 Clerical Salaries	CASE MGR24	1.00
						2405 Clerical Salaries Total		1.00
					2 - Classified Salaries Total			2.00
				3216 ELO Esser II St Reserve Total				4.00
				3219 ELO ESSER III St Resv LL	2 - Classified Salaries	2305 Supv&adm Salaries	PM COMMU SCH	1.00
						2305 Supv&adm Salaries Total		1.00
					2 - Classified Salaries Total			1.00
				3219 ELO ESSER III St Resv LL Total				1.00
				3310 Se-idea Basic Grant PI94-142	2 - Classified Salaries	2105 Instraides Salaries	ISS	2.40
						2105 Instraides Salaries Total		2.40
					2 - Classified Salaries Total			2.40
				3310 Se-idea Basic Grant PI94-142 Total				2.40
				6500 Special Education	1 - Certificated Salaries	1105 Teachers Salaries	TCHR RSP	2.00
							TCHR SDC NON	4.00
							TCHR SDC SEV	2.00
							TCHR STIP	1.00
						1105 Teachers Salaries Total		9.00
					1 - Certificated Salaries Total			9.00
					2 - Classified Salaries	2105 Instraides Salaries	PARA EDUCAT	4.00
						2105 Instraides Salaries Total		4.00
					2 - Classified Salaries Total			4.00
				6500 Special Education Total				13.00
				7425 Expanded Learning Opp Prop98	1 - Certificated Salaries	1105 Teachers Salaries	TCHR STR ENG	0.00
						1105 Teachers Salaries Total		0.00
					1 - Certificated Salaries Total			0.00
					2 - Classified Salaries	2305 Supv&adm Salaries	PM COMMU SCH	0.00
						2305 Supv&adm Salaries Total		0.00
					2 - Classified Salaries Total			0.00
				7425 Expanded Learning Opp Prop98 Total				0.00
				9332 Measure G1 Parcel Tx	1 - Certificated Salaries	1105 Teachers Salaries	TCHR STR ENG	1.90
						1105 Teachers Salaries Total		1.90
					1 - Certificated Salaries Total			1.90
				9332 Measure G1 Parcel Tx Total				1.90
				9333 Measure N	1 - Certificated Salaries	1105 Teachers Salaries	TCHR STR ENG	2.00
						1105 Teachers Salaries Total		2.00
					1 - Certificated Salaries Total			2.00
				9333 Measure N Total				2.00
				9334 Measure G, Parcel Tax	2 - Classified Salaries	2205 Classsuppt Salaries	LIBRARY TECH	0.85
						2205 Classsuppt Salaries Total		0.85
					2 - Classified Salaries Total			0.85
				9334 Measure G, Parcel Tax Total				0.85
			Restricted Total					31.15
		232 Coliseum College Prep Academy Total						70.50
		235 Melrose Leadership Ac	Unrestricted	0000 General Purpose-unrestricted	1 - Certificated Salaries	1105 Teachers Salaries	TCHR BILING	20.70
							TCHR STR ENG	3.40
						1105 Teachers Salaries Total		24.10
						1119 Teacher On Spec Assin School TSA CLA 11M		0.30
						1119 Teacher On Spec Assin School Total		0.30
						1305 Supv, Admin, Instr Coaches Sal AP MIDDLE		1.00
						1305 Supv, Admin, Instr Coaches Sal Total		1.00
					1 - Certificated Salaries Total			25.40
					2 - Classified Salaries	2205 Classsuppt Salaries	ATTEND SP BI	1.00
						2205 Classsuppt Salaries Total		1.00
						2405 Clerical Salaries	ADMNAST1B24	1.00
							RECEPTIONIST	1.00
						2405 Clerical Salaries Total		2.00
						2905 Otherclass Salaries	NOON SUP	0.80
						2905 Otherclass Salaries Total		0.80
					2 - Classified Salaries Total			3.80
				0000 General Purpose-unrestricted Total				29.20
				0002 Unrestricted Supplemental	1 - Certificated Salaries	1105 Teachers Salaries	TCHR BILING	0.50
							TCHR STIP	0.40
						1105 Teachers Salaries Total		0.90
						1119 Teacher On Spec Assin School TSA CLA 11M		0.50
						1119 Teacher On Spec Assin School Total		0.50

Scope: The purpose of this report is to summarize the budgeted positons funded by Fund, Site Category, Site, Resource Type and Classification.

Sum of FTE Auth Accum								
Fund	Site Type	Site Code	Resource Type	Resource Code	Classification	Object Code	Job Class	Total
01 General Fund	Middle School	235 Melrose Leadership Acad	Unrestricted	0002 Unrestricted Supplemental	1 - Certificated Salaries Total			1.40
					2 - Classified Salaries	2205 Classsuppt Salaries	RECESS COACH	0.20
						2205 Classsuppt Salaries Total		0.20
					2 - Classified Salaries Total			0.20
				0002 Unrestricted Supplemental Total				1.60
				0004 Central Concentration	1 - Certificated Salaries	1105 Teachers Salaries	TCHR BILING	0.60
							TCHR STR ENG	0.60
						1105 Teachers Salaries Total		1.20
					1 - Certificated Salaries Total			1.20
				0004 Central Concentration Total				1.20
			Unrestricted Total					32.00
			Restricted	3010 Title I-Basic Grant Low Income	1 - Certificated Salaries	1105 Teachers Salaries	TCHR STIP	1.00
						1105 Teachers Salaries Total		1.00
						1119 Teacher On Spec Assin School	TSA CLA 10M	0.20
						1119 Teacher On Spec Assin School Total		0.20
					1 - Certificated Salaries Total			1.20
				3010 Title I-Basic Grant Low Income Total				1.20
				3212 ESSER II	1 - Certificated Salaries	1119 Teacher On Spec Assin School	TSA CLA 10M	1.10
						1119 Teacher On Spec Assin School Total		1.10
					1 - Certificated Salaries Total			1.10
				3212 ESSER II Total				1.10
				3213 ESSER III	1 - Certificated Salaries	1119 Teacher On Spec Assin School	TSA CLA 10M	0.80
						1119 Teacher On Spec Assin School Total		0.80
					1 - Certificated Salaries Total			0.80
				3213 ESSER III Total				0.80
				3216 ELO Esser II St Reserve	1 - Certificated Salaries	1119 Teacher On Spec Assin School	TSA CLA 11M	1.00
						1119 Teacher On Spec Assin School Total		1.00
					1 - Certificated Salaries Total			1.00
					2 - Classified Salaries	2905 Otherclass Salaries	NOON SUP	0.40
						2905 Otherclass Salaries Total		0.40
					2 - Classified Salaries Total			0.40
				3216 ELO Esser II St Reserve Total				1.40
				3219 ELO ESSER III St Resv LL	2 - Classified Salaries	2305 Supv&adm Salaries	PM COM SCH11	1.00
						2305 Supv&adm Salaries Total		1.00
					2 - Classified Salaries Total			1.00
				3219 ELO ESSER III St Resv LL Total				1.00
				6500 Special Education	1 - Certificated Salaries	1105 Teachers Salaries	TCHR RSP	2.00
							TCHR SDC NON	2.00
						1105 Teachers Salaries Total		4.00
					1 - Certificated Salaries Total			4.00
					2 - Classified Salaries	2105 Instraides Salaries	ISS	0.80
							PARA EDUCAT	1.60
						2105 Instraides Salaries Total		2.40
					2 - Classified Salaries Total			2.40
				6500 Special Education Total				6.40
				7425 Expanded Learning Opp Prop98	1 - Certificated Salaries	1119 Teacher On Spec Assin School	TSA CLA 11M	0.00
						1119 Teacher On Spec Assin School Total		0.00
					1 - Certificated Salaries Total			0.00
				7425 Expanded Learning Opp Prop98 Total				0.00
				7426 Expanded Learning Opp Para	2 - Classified Salaries	2105 Instraides Salaries	EARL LIT TUT	1.20
						2105 Instraides Salaries Total		1.20
					2 - Classified Salaries Total			1.20
				7426 Expanded Learning Opp Para Total				1.20
				9236 Kenneth Rainin Foundation	2 - Classified Salaries	2105 Instraides Salaries	EARL LIT TUT	0.40
						2105 Instraides Salaries Total		0.40
					2 - Classified Salaries Total			0.40
				9236 Kenneth Rainin Foundation Total				0.40
				9283 Salesforce.org	1 - Certificated Salaries	1105 Teachers Salaries	TCHR STIP	1.00
						1105 Teachers Salaries Total		1.00
						1205 Pupilsuppt Salaries	SOC WRKR	0.50
						1205 Pupilsuppt Salaries Total		0.50
					1 - Certificated Salaries Total			1.50
				9283 Salesforce.org Total				1.50
				9332 Measure G1 Parcel Tx	1 - Certificated Salaries	1105 Teachers Salaries	TCHR BILING	0.70
						1105 Teachers Salaries Total		0.70
					1 - Certificated Salaries Total			0.70
				9332 Measure G1 Parcel Tx Total				0.70
				9334 Measure G, Parcel Tax	1 - Certificated Salaries	1105 Teachers Salaries	TCHR ED ENHN	0.95
						1105 Teachers Salaries Total		0.95

Scope: The purpose of this report is to summarize the budgeted positons funded by Fund, Site Category, Site, Resource Type and Classification.

Sum of FTE Auth Accum												
Fund	Site Type	Site Code	Resource Type	Resource Code	Classification	Object Code	Job Class	Total				
01 General Fund	Middle School	235 Melrose Leadership Acad	Restricted	9334 Measure G, Parcel Tax	1 - Certificated Salaries Total			0.95				
				9334 Measure G, Parcel Tax Total				0.95				
				9337 PTA LOCAL SCHOOLS	1 - Certificated Salaries	1105 Teachers Salaries	TCHR STR ENG	0.00				
						1105 Teachers Salaries Total		0.00				
					1 - Certificated Salaries Total			0.00				
						9337 PTA LOCAL SCHOOLS Total		0.00				
					Restricted Total			16.65				
						235 Melrose Leadership Acad Total		48.65				
					236 Urban Promise Academ	Unrestricted	0000 General Purpose-unrestricted	1 - Certificated Salaries	1105 Teachers Salaries	TCHR STR ENG		12.90
								1105 Teachers Salaries Total		12.90		
								1305 Supv, Admin, Instr Coaches Sal	PRIN MIDDLE	1.00		
								1305 Supv, Admin, Instr Coaches Sal Total		1.00		
								1 - Certificated Salaries Total		13.90		
								2 - Classified Salaries	2205 Classsuppt Salaries	ATTEND SP BI	1.00	
								2205 Classsuppt Salaries Total		1.00		
								2405 Clerical Salaries	ADMNASST3B	1.00		
								2405 Clerical Salaries Total		1.00		
								2 - Classified Salaries Total		2.00		
								0000 General Purpose-unrestricted Total		15.90		
				0002 Unrestricted Supplemental			1 - Certificated Salaries	1105 Teachers Salaries	TCHR STR ENG		2.18	
								1105 Teachers Salaries Total		2.18		
								1205 Pupilsuppt Salaries	COUNSELOR	0.20		
									SOC WRKR	0.30		
								1205 Pupilsuppt Salaries Total		0.50		
							1 - Certificated Salaries Total			2.68		
							2 - Classified Salaries	2205 Classsuppt Salaries	FACRESTORJUS	0.20		
						2205 Classsuppt Salaries Total		0.20				
					2 - Classified Salaries Total			0.20				
				0002 Unrestricted Supplemental Total		2.88						
				0004 Central Concentration	1 - Certificated Salaries	1105 Teachers Salaries	TCHR STR ENG		1.20			
						1105 Teachers Salaries Total		1.20				
						1305 Supv, Admin, Instr Coaches Sal	AP MIDDLE	1.00				
						1305 Supv, Admin, Instr Coaches Sal Total		1.00				
					1 - Certificated Salaries Total			2.20				
					2 - Classified Salaries	2205 Classsuppt Salaries	FACRESTORJUS	0.40				
						2205 Classsuppt Salaries Total		0.40				
						2305 Supv&adm Salaries	PM COMMU SCH	1.00				
						2305 Supv&adm Salaries Total		1.00				
					2 - Classified Salaries Total			1.40				
				0004 Central Concentration Total		3.60						
				Unrestricted Total		22.38						
				Restricted	3010 Title I-Basic Grant Low Income	1 - Certificated Salaries	1119 Teacher On Spec Assin School	TSA CLA 11M		0.75		
							1119 Teacher On Spec Assin School Total		0.75			
						1 - Certificated Salaries Total		0.75				
						2 - Classified Salaries	2205 Classsuppt Salaries	FACRESTORJUS	0.40			
							2205 Classsuppt Salaries Total		0.40			
						2 - Classified Salaries Total		0.40				
			3010 Title I-Basic Grant Low Income Total			1.15						
			3216 ELO Esser II St Reserve	2 - Classified Salaries	2405 Clerical Salaries	CASE MGR20	1.00					
					2405 Clerical Salaries Total		1.00					
				2 - Classified Salaries Total		1.00						
			3216 ELO Esser II St Reserve Total			1.00						
			3219 ELO ESSER III St Resv LL	2 - Classified Salaries	2205 Classsuppt Salaries	LIAFAM PARBI	1.00					
					2205 Classsuppt Salaries Total		1.00					
				2 - Classified Salaries Total		1.00						
			3219 ELO ESSER III St Resv LL Total			1.00						
			6332 CCSP Implementation Grant	2 - Classified Salaries	2205 Classsuppt Salaries	FACRESTORJUS	1.00					
					2205 Classsuppt Salaries Total		1.00					
				2 - Classified Salaries Total		1.00						
			6332 CCSP Implementation Grant Total			1.00						
			6500 Special Education	1 - Certificated Salaries	1105 Teachers Salaries	TCHR RSP	2.80					
						TCHR SDC NON	1.00					
					1105 Teachers Salaries Total		3.80					
				1 - Certificated Salaries Total		3.80						
				2 - Classified Salaries	2105 Instraides Salaries	PARA EDUCAT	2.40					
					2105 Instraides Salaries Total		2.40					
				2 - Classified Salaries Total		2.40						
			6500 Special Education Total			6.20						
			7425 Expanded Learning Opp Prop98	1 - Certificated Salaries	1105 Teachers Salaries	TCHR STR ENG		0.50				

Scope: The purpose of this report is to summarize the budgeted positons funded by Fund, Site Category, Site, Resource Type and Classification.

Sum of FTE Auth Accum								
Fund	Site Type	Site Code	Resource Type	Resource Code	Classification	Object Code	Job Class	Total
01 General Fund	Middle School	236 Urban Promise Academy	Restricted	7425 Expanded Learning Opp Prop98	1 - Certificated Salaries	1105 Teachers Salaries Total		0.50
					1 - Certificated Salaries Total			0.50
				7425 Expanded Learning Opp Prop98 Total				0.50
				9011 Donations	1 - Certificated Salaries	1105 Teachers Salaries	TCHR STR ENG	0.20
					1 - Certificated Salaries Total	1105 Teachers Salaries Total		0.20
				9011 Donations Total				0.20
				9283 Salesforce.org	1 - Certificated Salaries	1205 Pupilsuppt Salaries	SOC WRKR	0.50
					1 - Certificated Salaries Total	1205 Pupilsuppt Salaries Total		0.50
				9283 Salesforce.org Total				0.50
				9332 Measure G1 Parcel Tx	1 - Certificated Salaries	1105 Teachers Salaries	TCHR STR ENG	1.00
					1 - Certificated Salaries Total	1105 Teachers Salaries Total		1.00
				9332 Measure G1 Parcel Tx Total				1.00
			Restricted Total					12.55
		236 Urban Promise Academy Total						34.93
	Middle School Total							647.86
	Adult Education	400 Adult Education	Restricted	3212 ESSER II	2 - Classified Salaries	2105 Instraides Salaries	IA BI	1.00
					2 - Classified Salaries Total	2105 Instraides Salaries Total		1.00
				3212 ESSER II Total				1.00
			Restricted Total					1.00
	Adult Education Total	400 Adult Education Total						1.00
	Alternative Ed	352 Rudsdale Continuation	Unrestricted	0000 General Purpose-unrestricted	1 - Certificated Salaries	1105 Teachers Salaries	TCHR STR ENG	1.00
						1105 Teachers Salaries Total		1.00
						1119 Teacher On Spec Assin School	TSA 10P	0.40
							TSA CLA 10M	0.80
							TSA CLA 11M	0.80
						1119 Teacher On Spec Assin School Total		2.00
						1305 Supv, Admin, Instr Coaches Sal	PRIN HS SM	1.00
						1305 Supv, Admin, Instr Coaches Sal Total		1.00
					1 - Certificated Salaries Total			4.00
					2 - Classified Salaries	2205 Classsuppt Salaries	ATTEND SP	1.00
						2205 Classsuppt Salaries Total		1.00
						2405 Clerical Salaries	ADMNASST3B	1.00
						2405 Clerical Salaries Total		1.00
					2 - Classified Salaries Total			2.00
				0000 General Purpose-unrestricted Total				6.00
				0002 Unrestricted Supplemental	1 - Certificated Salaries	1119 Teacher On Spec Assin School	TSA CLA 11M	0.20
						1119 Teacher On Spec Assin School Total		0.20
						1305 Supv, Admin, Instr Coaches Sal	AP HIGH	0.50
						1305 Supv, Admin, Instr Coaches Sal Total		0.50
					1 - Certificated Salaries Total			0.70
				0002 Unrestricted Supplemental Total				0.70
				0004 Central Concentration	1 - Certificated Salaries	1105 Teachers Salaries	TCHR STR ENG	4.00
						1105 Teachers Salaries Total		4.00
						1119 Teacher On Spec Assin School	TSA 10P	1.60
							TSA CLA 10M	3.20
							TSA CLA 11M	2.00
						1119 Teacher On Spec Assin School Total		6.80
						1205 Pupilsuppt Salaries	SOC WRKR	0.50
						1205 Pupilsuppt Salaries Total		0.50
					1 - Certificated Salaries Total			11.30
					2 - Classified Salaries	2305 Supv&adm Salaries	PM COMMU SCH	1.00
						2305 Supv&adm Salaries Total		1.00
					2 - Classified Salaries Total			1.00
				0004 Central Concentration Total				12.30
			Unrestricted Total					19.00
			Restricted	3182 ESSA: Comp Support & Improvi	1 - Certificated Salaries	1205 Pupilsuppt Salaries	COUNSELOR	0.40
						1205 Pupilsuppt Salaries Total		0.40
					1 - Certificated Salaries Total			0.40
				3182 ESSA: Comp Support & Improvmt Total				0.40
				3218 ELO ESSER III St Resv Emergn	1 - Certificated Salaries	1105 Teachers Salaries	TCHR STIP	1.00
						1105 Teachers Salaries Total		1.00
					1 - Certificated Salaries Total			1.00
				3218 ELO ESSER III St Resv Emergency Total				1.00
				7425 Expanded Learning Opp Prop98	1 - Certificated Salaries	1105 Teachers Salaries	TCHR STIP	1.00

Scope: The purpose of this report is to summarize the budgeted positions funded by Fund, Site Category, Site, Resource Type and Classification.

Sum of FTE Auth Accum								
Fund	Site Type	Site Code	Resource Type	Resource Code	Classification	Object Code	Job Class	Total
01 General Fund	Alternative Ed	352 Rudsdale Continuation	Restricted	7425 Expanded Learning Opp Prop98	1 - Certificated Salaries	1105 Teachers Salaries Total		1.00
					1 - Certificated Salaries Total			1.00
				7425 Expanded Learning Opp Prop98 Total				1.00
				9283 Salesforce.org	1 - Certificated Salaries	1205 Pupilsuppt Salaries	SOC WRKR	0.50
					1 - Certificated Salaries Total	1205 Pupilsuppt Salaries Total		0.50
				9283 Salesforce.org Total				0.50
				9333 Measure N	2 - Classified Salaries	2205 Classsuppt Salaries	SP PATH TRAN	0.50
					2 - Classified Salaries Total	2205 Classsuppt Salaries Total		0.50
				9333 Measure N Total				0.50
			Restricted Total					3.40
		352 Rudsdale Continuation Total						22.40
	Alternative Ed Total							22.40
	Central Office	901 Chief of Staff	Restricted	9225 Kaiser Health&wellness W/ebcf	2 - Classified Salaries	2305 Supv&adm Salaries	CHIEF STAFF	1.00
					2 - Classified Salaries Total	2305 Supv&adm Salaries Total		1.00
				9225 Kaiser Health&wellness W/ebcf Total				1.00
			Restricted Total					1.00
		901 Chief of Staff Total						1.00
		903 Office Of Chief Academ	Unrestricted	0000 General Purpose-unrestricted	1 - Certificated Salaries	1105 Teachers Salaries	TCHR REPLACE	1.00
					1 - Certificated Salaries Total	1105 Teachers Salaries Total		1.00
					2 - Classified Salaries	1305 Supv, Admin, Instr Coaches Sal	CHIEF AO	1.00
					2 - Classified Salaries Total	1305 Supv, Admin, Instr Coaches Sal Total		1.00
						2305 Supv&adm Salaries	SR EA SUPT	1.00
					2 - Classified Salaries Total	2305 Supv&adm Salaries Total		1.00
				0000 General Purpose-unrestricted Total				3.00
				0006 S&C Carryover	2 - Classified Salaries	2405 Clerical Salaries	ADMNASST3B	1.00
					2 - Classified Salaries Total	2405 Clerical Salaries Total		1.00
			Unrestricted Total	0006 S&C Carryover Total				1.00
			Restricted					4.00
				3312 Spec Ed Idea Early Intervening	1 - Certificated Salaries	1305 Supv, Admin, Instr Coaches Sal DIR MUL TIER		0.60
					1 - Certificated Salaries Total	1305 Supv, Admin, Instr Coaches Sal Total		0.60
				3312 Spec Ed Idea Early Intervening Total				0.60
				4127 Title 4-Student Support	1 - Certificated Salaries	1305 Supv, Admin, Instr Coaches Sal DIR MUL TIER		0.40
					1 - Certificated Salaries Total	1305 Supv, Admin, Instr Coaches Sal Total		0.40
				4127 Title 4-Student Support Total				0.40
			Restricted Total					1.00
		903 Office Of Chief Academic Offic Total						5.00
		905 Office Of Sr. Business C	Unrestricted	0000 General Purpose-unrestricted	2 - Classified Salaries	2305 Supv&adm Salaries	CHIEF FO	1.00
							CONTROLLER	1.00
							DIR PAYROLL	1.00
							DIR PGM ACCT	0.20
							FINAN ACCT3	4.65
							MGR COACCT	2.00
							POS CTRL ANL	1.00
							SR DIR STRPJ	1.00
							SR EA SUPT	1.00
							SR FINA ANA	4.00
						2305 Supv&adm Salaries Total		16.85
						2405 Clerical Salaries	ANALYSPAYROL	1.00
							AP TECH2	2.00
							AP TECH3	2.00
							PAY TECH2	5.00
							RECEPTIONIST	0.80
						2405 Clerical Salaries Total		10.80
					2 - Classified Salaries Total			27.65
				0000 General Purpose-unrestricted Total				27.65
				0040 Unrest AB1840	2 - Classified Salaries	2305 Supv&adm Salaries	CHIEF BUS OF	1.00
					2 - Classified Salaries Total	2305 Supv&adm Salaries Total		1.00
				0040 Unrest AB1840 Total				1.00
			Unrestricted Total					28.65
			Restricted	3155 Fed Consolidated Admin Funds	2 - Classified Salaries	2305 Supv&adm Salaries	FINAN ACCT3	0.35

Scope: The purpose of this report is to summarize the budgeted positions funded by Fund, Site Category, Site, Resource Type and Classification.

Sum of FTE Auth Accum								
Fund	Site Type	Site Code	Resource Type	Resource Code	Classification	Object Code	Job Class	Total
01 General Fund	Central Office	905 Office Of Sr. Business Of	Restricted	3155 Fed Consolidated Admin Funds	2 - Classified Salaries	2305 Supv&adm Salaries Total		0.35
					2 - Classified Salaries Total			0.35
				3155 Fed Consolidated Admin Funds Total				0.35
			Restricted Total					0.35
		905 Office Of Sr. Business Officer Total						29.00
		906 Ombudsman	Unrestricted	0000 General Purpose-unrestricted	2 - Classified Salaries	2305 Supv&adm Salaries	ASST OMBUDS	1.00
							DIR OMBUDS	1.00
							TITLE IX COO	1.00
						2305 Supv&adm Salaries Total		3.00
					2 - Classified Salaries Total			3.00
			Unrestricted Total	0000 General Purpose-unrestricted Total				3.00
								3.00
		906 Ombudsman Total						3.00
		907 Student Assignment	Unrestricted	0000 General Purpose-unrestricted	2 - Classified Salaries	2305 Supv&adm Salaries	COOD REG ENR	1.00
							DIR STUASSIG	0.40
							ED ENROL MGT	1.00
							PUBLIC MGR	1.00
						2305 Supv&adm Salaries Total		3.40
						2405 Clerical Salaries	ADMNASST3 BI	1.00
							STUDASSGCOUN	0.40
						2405 Clerical Salaries Total		1.40
					2 - Classified Salaries Total			4.80
				0000 General Purpose-unrestricted Total				4.80
				0005 Central Supplemental	2 - Classified Salaries	2305 Supv&adm Salaries	DIR STUASSIG	0.60
						2305 Supv&adm Salaries Total		0.60
						2405 Clerical Salaries	STUDASSGCOUN	4.60
							STUDWELC COU	1.00
						2405 Clerical Salaries Total		5.60
					2 - Classified Salaries Total			6.20
				0005 Central Supplemental Total				6.20
				0040 Unrest AB1840	2 - Classified Salaries	2405 Clerical Salaries	REGFAMENGLIA	2.00
							STUDWELC COU	3.00
						2405 Clerical Salaries Total		5.00
					2 - Classified Salaries Total			5.00
			Unrestricted Total	0040 Unrest AB1840 Total				16.00
			Restricted	9283 Salesforce.org	2 - Classified Salaries	2405 Clerical Salaries	REGFAMENGLIA	1.00
						2405 Clerical Salaries Total		1.00
					2 - Classified Salaries Total			1.00
			Restricted Total	9283 Salesforce.org Total				1.00
								17.00
		907 Student Assignment Total						0.20
		909 Academics and Instruct	Unrestricted	0000 General Purpose-unrestricted	1 - Certificated Salaries	1305 Supv, Admin, Instr Coaches Sal	DIR INSTRUCT	0.20
							DIR VAPA	0.40
							ED INSTRUCT	0.40
						1305 Supv, Admin, Instr Coaches Sal Total		0.80
					1 - Certificated Salaries Total			0.80
					2 - Classified Salaries	2405 Clerical Salaries	SP INSTR MAT	0.40
						2405 Clerical Salaries Total		0.40
					2 - Classified Salaries Total			0.40
				0000 General Purpose-unrestricted Total				1.20
				0005 Central Supplemental	1 - Certificated Salaries	1105 Teachers Salaries	TCHR STR ENG	0.25
						1105 Teachers Salaries Total		0.25
						1119 Teacher On Spec Assin School	TSA CLA 11M	0.35
						1119 Teacher On Spec Assin School Total		0.35
						1305 Supv, Admin, Instr Coaches Sal	COOD CERT	3.00
							COOD LIT	5.00
							COOD STEM	4.00
							DIR INSTRUCT	2.80
							DIR VAPA	0.80
							ED INSTRUCT	0.60
						1305 Supv, Admin, Instr Coaches Sal Total		16.20
					1 - Certificated Salaries Total			16.80
					2 - Classified Salaries	2305 Supv&adm Salaries	COOD I&ATECH	0.70
						2305 Supv&adm Salaries Total		0.70
						2405 Clerical Salaries	SP INSTR MAT	1.60
							STOCKCLK	1.00
						2405 Clerical Salaries Total		2.60
					2 - Classified Salaries Total			3.30

Scope: The purpose of this report is to summarize the budgeted positons funded by Fund, Site Category, Site, Resource Type and Classification.

Sum of FTE Auth Accum								
Fund	Site Type	Site Code	Resource Type	Resource Code	Classification	Object Code	Job Class	Total
01 General Fund	Central Office	909 Academics and Instruction	Unrestricted	0005 Central Supplemental Total				20.10
			Unrestricted Total					21.30
			Restricted	3213 ESSER III	2 - Classified Salaries	2305 Supv&adm Salaries	COOD I&ATECH	0.30
						2305 Supv&adm Salaries Total		0.30
						2405 Clerical Salaries	ADMN ASST3	1.00
							SP SCH TECH	1.00
						2405 Clerical Salaries Total		2.00
					2 - Classified Salaries Total			2.30
				3213 ESSER III Total				2.30
				3218 ELO ESSER III St Resv Emergn	1 - Certificated Salaries	1119 Teacher On Spec Assin School	TSA CLA 11M	1.00
						1119 Teacher On Spec Assin School Total		1.00
					1 - Certificated Salaries Total			1.00
				3218 ELO ESSER III St Resv Emergncy Total				1.00
				4127 Title 4-Student Support	1 - Certificated Salaries	1119 Teacher On Spec Assin School	TSA CLA 11M	1.00
						1119 Teacher On Spec Assin School Total		1.00
					1 - Certificated Salaries Total			1.00
				4127 Title 4-Student Support Total				1.00
				6266 Educator Effectiveness	1 - Certificated Salaries	1119 Teacher On Spec Assin School	TSA CLA 11M	0.65
						1119 Teacher On Spec Assin School Total		0.65
					1 - Certificated Salaries Total			0.65
				6266 Educator Effectiveness Total				0.65
				7425 Expanded Learning Opp Prop98	1 - Certificated Salaries	1119 Teacher On Spec Assin School	TSA CLA 11M	2.00
						1119 Teacher On Spec Assin School Total		2.00
					1 - Certificated Salaries Total			2.00
					2 - Classified Salaries	2105 Instraides Salaries	EARL LIT TUT	0.00
						2105 Instraides Salaries Total		0.00
					2 - Classified Salaries Total			0.00
				7425 Expanded Learning Opp Prop98 Total				2.00
				7426 Expanded Learning Opp Para	2 - Classified Salaries	2105 Instraides Salaries	EARL LIT TUT	0.00
						2105 Instraides Salaries Total		0.00
					2 - Classified Salaries Total			0.00
				7426 Expanded Learning Opp Para Total				0.00
				9201 Schusterman Family Foundation	1 - Certificated Salaries	1305 Supv, Admin, Instr Coaches Sal	COOD LIT	1.00
						1305 Supv, Admin, Instr Coaches Sal Total		1.00
					1 - Certificated Salaries Total			1.00
				9201 Schusterman Family Foundation Total				1.00
				9225 Kaiser Health&wellness W/ebcf	2 - Classified Salaries	2305 Supv&adm Salaries	COOD SEL	1.00
						2305 Supv&adm Salaries Total		1.00
					2 - Classified Salaries Total			1.00
				9225 Kaiser Health&wellness W/ebcf Total				1.00
				9236 Kenneth Rainin Foundation	1 - Certificated Salaries	1119 Teacher On Spec Assin School	TSA CLA 11M	1.00
						1119 Teacher On Spec Assin School Total		1.00
					1 - Certificated Salaries Total			1.00
					2 - Classified Salaries	2105 Instraides Salaries	EARL LIT TUT	9.60
						2105 Instraides Salaries Total		9.60
					2 - Classified Salaries Total			9.60
				9236 Kenneth Rainin Foundation Total				10.60
				9283 Salesforce.org	1 - Certificated Salaries	1119 Teacher On Spec Assin School	TSA CLA 11M	1.40
						1119 Teacher On Spec Assin School Total		1.40
					1 - Certificated Salaries Total			1.40
				9283 Salesforce.org Total				1.40
				9334 Measure G, Parcel Tax	1 - Certificated Salaries	1105 Teachers Salaries	TCHR STR ENG	21.95
						1105 Teachers Salaries Total		21.95
						1119 Teacher On Spec Assin School	TSA CLA 11M	1.00
						1119 Teacher On Spec Assin School Total		1.00
					1 - Certificated Salaries Total			22.95
				9334 Measure G, Parcel Tax Total				22.95
			Restricted Total					43.90
		909 Academics and Instruction Total						65.20
		910 Early Childhood Develc	Restricted	3010 Title I-Basic Grant Low Income	1 - Certificated Salaries	1105 Teachers Salaries	TCHR CDC	1.00
						1105 Teachers Salaries Total		1.00
					1 - Certificated Salaries Total			1.00
				3010 Title I-Basic Grant Low Income Total				1.00
				3219 ELO ESSER III St Resv LL	2 - Classified Salaries	2405 Clerical Salaries	ECE FAM NAV	3.00
						2405 Clerical Salaries Total		3.00
					2 - Classified Salaries Total			3.00
				3219 ELO ESSER III St Resv LL Total				3.00
				7425 Expanded Learning Opp Prop98	2 - Classified Salaries	2405 Clerical Salaries	ECE FAM NAV	0.00
						2405 Clerical Salaries Total		0.00

Scope: The purpose of this report is to summarize the budgeted positions funded by Fund, Site Category, Site, Resource Type and Classification.

Sum of FTE Auth Accum								
Fund	Site Type	Site Code	Resource Type	Resource Code	Classification	Object Code	Job Class	Total
01 General Fund	Central Office	910 Early Childhood Development	Restricted	7425 Expanded Learning Opp Prop98	2 - Classified Salaries Total			0.00
				7425 Expanded Learning Opp Prop98 Total				0.00
				9236 Kenneth Rainin Foundation	2 - Classified Salaries	2105 Instraides Salaries	EARL LIT TUT	0.00
						2105 Instraides Salaries Total		0.00
					2 - Classified Salaries Total			0.00
				9236 Kenneth Rainin Foundation Total				0.00
				9237 Kenneth Rainin Foundation	1 - Certificated Salaries	1119 Teacher On Spec Assin School	TSA PS 11M	0.50
						1119 Teacher On Spec Assin School Total		0.50
					1 - Certificated Salaries Total			0.50
					2 - Classified Salaries	2105 Instraides Salaries	EARL LIT TUT	6.40
						2105 Instraides Salaries Total		6.40
						2305 Supv&adm Salaries	PM GRANTS	1.00
						2305 Supv&adm Salaries Total		1.00
					2 - Classified Salaries Total			7.40
				9237 Kenneth Rainin Foundation Total				7.90
			Restricted Total					11.90
		910 Early Childhood Development Total						11.90
		912 Linked Learning	Unrestricted	0000 General Purpose-unrestricted	1 - Certificated Salaries	1305 Supv, Admin, Instr Coaches Sal	ED COUNS	0.20
						1305 Supv, Admin, Instr Coaches Sal Total		0.20
					1 - Certificated Salaries Total			0.20
					2 - Classified Salaries	2205 Classsuppt Salaries	DIST REGIS	2.00
						2205 Classsuppt Salaries Total		2.00
					2 - Classified Salaries Total			2.00
				0000 General Purpose-unrestricted Total				2.20
				0005 Central Supplemental	1 - Certificated Salaries	1119 Teacher On Spec Assin School	TSA CLA 10M	0.60
						1119 Teacher On Spec Assin School Total		0.60
						1305 Supv, Admin, Instr Coaches Sal	DIR CC PATH	1.00
							ED COUNS	0.80
						1305 Supv, Admin, Instr Coaches Sal Total		1.80
					1 - Certificated Salaries Total			2.40
					2 - Classified Salaries	2205 Classsuppt Salaries	SP COL&CAR	0.50
						2205 Classsuppt Salaries Total		0.50
						2305 Supv&adm Salaries	COOBUSSCH	0.20
						2305 Supv&adm Salaries Total		0.20
					2 - Classified Salaries Total			0.70
				0005 Central Supplemental Total				3.10
			Unrestricted Total					5.30
			Restricted	6387 CTE Incentive Grant	1 - Certificated Salaries	1119 Teacher On Spec Assin School	TSA CLA 10M	0.00
							TSA CLA 12M	0.50
						1119 Teacher On Spec Assin School Total		0.50
					1 - Certificated Salaries Total			0.50
					2 - Classified Salaries	2305 Supv&adm Salaries	CCH CTE	0.00
							COOD CAR COL	1.00
							COOBUSSCH	0.00
							COODWRKLRN	1.00
						2305 Supv&adm Salaries Total		2.00
					2 - Classified Salaries Total			2.00
				6387 CTE Incentive Grant Total				2.50
				6388 K12 Strong Workforce Grant	1 - Certificated Salaries	1119 Teacher On Spec Assin School	COOBUSSCH	0.00
							TSA 11M 12P	1.00
							TSA CLA 10M	0.20
							TSA CLA 12M	2.50
						1119 Teacher On Spec Assin School Total		3.70
						1205 Pupilsuppt Salaries	COUNSELOR	0.00
						1205 Pupilsuppt Salaries Total		0.00
						1305 Supv, Admin, Instr Coaches Sal	COOD LIT	1.00
						1305 Supv, Admin, Instr Coaches Sal Total		1.00
					1 - Certificated Salaries Total			4.70
					2 - Classified Salaries	2205 Classsuppt Salaries	ADMNASST3B	1.00
							SP COL&CAR	0.40
							SP PATH TRAN	3.50
						2205 Classsuppt Salaries Total		4.90
						2305 Supv&adm Salaries	CCH CTE	4.00
							COOD CAR COL	0.00
							COOBUSSCH	0.80
							COORD TRADES	1.00
							PM CTE	1.00
						2305 Supv&adm Salaries Total		6.80
					2 - Classified Salaries Total			11.70

Scope: The purpose of this report is to summarize the budgeted positions funded by Fund, Site Category, Site, Resource Type and Classification.

Sum of FTE Auth Accum								
Fund	Site Type	Site Code	Resource Type	Resource Code	Classification	Object Code	Job Class	Total
01 General Fund	Central Office	912 Linked Learning	Restricted	6388 K12 Strong Workforce Grant Total				16.40
				9269 West Ed	2 - Classified Salaries	2305 Supv&adm Salaries	COOD CAR COL	1.00
						2305 Supv&adm Salaries Total		1.00
					2 - Classified Salaries Total			1.00
				9269 West Ed Total				1.00
				9283 Salesforce.org	1 - Certificated Salaries	1105 Teachers Salaries	TCHR STR ENG	5.34
						1105 Teachers Salaries Total		5.34
					1 - Certificated Salaries Total			5.34
					2 - Classified Salaries	2305 Supv&adm Salaries	COOD CAR COL	0.00
						2305 Supv&adm Salaries Total		0.00
					2 - Classified Salaries Total			0.00
				9283 Salesforce.org Total				5.34
				9333 Measure N	2 - Classified Salaries	2305 Supv&adm Salaries	C&C PATH CCH	3.00
							COOD CLASS	0.50
							COORD MEA N	1.00
							MGRC&CPATH	1.00
							PM HS OPS	1.00
						2305 Supv&adm Salaries Total		6.50
					2 - Classified Salaries Total			6.50
				9333 Measure N Total				6.50
			Restricted Total					31.74
		912 Linked Learning Total						37.04
		913 Chief Of Operations	Unrestricted	0000 General Purpose-unrestricted	2 - Classified Salaries	2305 Supv&adm Salaries	CHIEF SYSSVC	1.00
							COOD CLASS	0.86
							SR EA SUPT	0.50
						2305 Supv&adm Salaries Total		2.36
					2 - Classified Salaries Total			2.36
			Unrestricted Total	0000 General Purpose-unrestricted Total				2.36
			Restricted	3213 ESSER III	2 - Classified Salaries	2305 Supv&adm Salaries	ASST PM SYST	1.00
							DIR PROG IMP	1.00
							ED SYS&SVC	1.00
							PJ PROC IMP	1.00
							SR EA SUPT	0.50
						2305 Supv&adm Salaries Total		4.50
					2 - Classified Salaries Total			4.50
				3213 ESSER III Total				4.50
				6266 Educator Effectiveness	2 - Classified Salaries	2305 Supv&adm Salaries	COOD CLASS	0.14
						2305 Supv&adm Salaries Total		0.14
					2 - Classified Salaries Total			0.14
			Restricted Total	6266 Educator Effectiveness Total				0.14
		913 Chief Of Operations Total						4.64
		918 Facilities Planning	Unrestricted	0000 General Purpose-unrestricted	2 - Classified Salaries	2405 Clerical Salaries	ADMNASST3B	0.20
						2405 Clerical Salaries Total		0.20
					2 - Classified Salaries Total			0.20
			Unrestricted Total	0000 General Purpose-unrestricted Total				0.20
		918 Facilities Planning Total						0.20
		922 Comm. Schools & Stud	Unrestricted	0000 General Purpose-unrestricted	1 - Certificated Salaries	1305 Supv, Admin, Instr Coaches Sal	DIR STU S&S	0.20
						1305 Supv, Admin, Instr Coaches Sal Total		0.20
					1 - Certificated Salaries Total			0.20
					2 - Classified Salaries	2305 Supv&adm Salaries	COOD SSO	2.00
							ED COM SCH	0.40
						2305 Supv&adm Salaries Total		2.40
						2405 Clerical Salaries	ADMN ASST3	1.00
							ADMNASST3B	1.00
							DISPATCH SS	1.00
							SARB FACILIT	0.20
						2405 Clerical Salaries Total		3.20
					2 - Classified Salaries Total			5.60
				0000 General Purpose-unrestricted Total				5.80
				0005 Central Supplemental	1 - Certificated Salaries	1305 Supv, Admin, Instr Coaches Sal	DIR STU S&S	0.80
							PM CERT	1.00
						1305 Supv, Admin, Instr Coaches Sal Total		1.80
					1 - Certificated Salaries Total			1.80
					2 - Classified Salaries	2205 Classsuppt Salaries	C CULT/CLI	4.00
							CULTU KEEPER	43.00
							SB CULT/CLI	7.00

Scope: The purpose of this report is to summarize the budgeted positions funded by Fund, Site Category, Site, Resource Type and Classification.

Sum of FTE Auth Accum								
Fund	Site Type	Site Code	Resource Type	Resource Code	Classification	Object Code	Job Class	Total
01 General Fund	Central Office	922 Comm. Schools & Studen	Unrestricted	0005 Central Supplemental	2 - Classified Salaries	2205 Classsuppt Salaries Total		54.00
						2305 Supv&adm Salaries	COOD JJC	0.49
							COOD RES JUS	1.00
							COOD SUM LRN	0.50
							ED COM SCH	0.60
							PM BEHAVHEL	0.10
							PM MEDCAL	1.00
						2305 Supv&adm Salaries Total		3.69
						2405 Clerical Salaries	SARB FACILIT	0.80
						2405 Clerical Salaries Total		0.80
					2 - Classified Salaries Total			58.49
				0005 Central Supplemental Total				60.29
			Unrestricted Total					66.09
			Restricted	2600 Expanded Learning Opp Progra	2 - Classified Salaries	2305 Supv&adm Salaries	PM AFTERSCH	1.00
						2305 Supv&adm Salaries Total		1.00
						2405 Clerical Salaries	PROG ASST3	1.00
						2405 Clerical Salaries Total		1.00
					2 - Classified Salaries Total			2.00
				2600 Expanded Learning Opp Programs Total				2.00
				3010 Title I-Basic Grant Low Income	2 - Classified Salaries	2305 Supv&adm Salaries	PM FOSTERYTH	1.00
							PM MCKIN VEN	1.00
							PM MH INTERN	1.00
						2305 Supv&adm Salaries Total		3.00
						2405 Clerical Salaries	CASE MGR20	4.00
						2405 Clerical Salaries Total		4.00
					2 - Classified Salaries Total			7.00
				3010 Title I-Basic Grant Low Income Total				7.00
				3155 Fed Consolidated Admin Funds	2 - Classified Salaries	2305 Supv&adm Salaries	COOD SUM LRN	0.50
						2305 Supv&adm Salaries Total		0.50
					2 - Classified Salaries Total			0.50
				3155 Fed Consolidated Admin Funds Total				0.50
				3211 ESSER CA Comm School Partn	2 - Classified Salaries	2305 Supv&adm Salaries	COOD COMSCH	0.00
							PM COM SCH11	0.00
							PM COMMU SCH	0.00
						2305 Supv&adm Salaries Total		0.00
					2 - Classified Salaries Total			0.00
				3211 ESSER CA Comm School Partner Total				0.00
				3212 ESSER II	1 - Certificated Salaries	1305 Supv, Admin, Instr Coaches Sal	COOD ED CENT	1.00
						1305 Supv, Admin, Instr Coaches Sal Total		1.00
					1 - Certificated Salaries Total			1.00
					2 - Classified Salaries	2305 Supv&adm Salaries	DIR PGM CENT	1.00
						2305 Supv&adm Salaries Total		1.00
						2405 Clerical Salaries	CASE MGR20	2.00
							CLIN LIAISON	1.00
							CULTU KEEPER	2.00
						2405 Clerical Salaries Total		5.00
					2 - Classified Salaries Total			6.00
				3212 ESSER II Total				7.00
				3219 ELO ESSER III St Resv LL	2 - Classified Salaries	2305 Supv&adm Salaries	PM COMMU SCH	1.00
							PM RES JUS	1.00
						2305 Supv&adm Salaries Total		2.00
					2 - Classified Salaries Total			2.00
				3219 ELO ESSER III St Resv LL Total				2.00
				3226 After School Educ & Safety	2 - Classified Salaries	2305 Supv&adm Salaries	COODAFSCHPGM	0.50
							PM AFTERSCH	2.25
						2305 Supv&adm Salaries Total		2.75
						2405 Clerical Salaries	DATA ANL2	0.20
							SP CSSS DSM	0.70
						2405 Clerical Salaries Total		0.90
					2 - Classified Salaries Total			3.65
				3226 After School Educ & Safety Total				3.65
				3312 Spec Ed Idea Early Intervening	2 - Classified Salaries	2205 Classsuppt Salaries	SP BEHAVIOR	2.00
						2205 Classsuppt Salaries Total		2.00
					2 - Classified Salaries Total			2.00
				3312 Spec Ed Idea Early Intervening Total				2.00
				4124 T Iv 21st Century Com Learning	2 - Classified Salaries	2305 Supv&adm Salaries	COODAFSCHPGM	0.50
							PM AFTERSCH	0.75
						2305 Supv&adm Salaries Total		1.25
						2405 Clerical Salaries	SP CSSS DSM	0.30

Scope: The purpose of this report is to summarize the budgeted positions funded by Fund, Site Category, Site, Resource Type and Classification.

Sum of FTE Auth Accum								
Fund	Site Type	Site Code	Resource Type	Resource Code	Classification	Object Code	Job Class	Total
01 General Fund	Central Office	922 Comm. Schools & Studen	Restricted	4124 T Iv 21st Century Com Learning	2 - Classified Salaries	2405 Clerical Salaries Total		0.30
					2 - Classified Salaries Total			1.55
				4124 T Iv 21st Century Com Learning Total				1.55
				5844 Healthy Oakland Teens	1 - Certificated Salaries	1119 Teacher On Spec Assin School	TSA CLA 10M	2.00
						1119 Teacher On Spec Assin School Total		2.00
					1 - Certificated Salaries Total			2.00
					2 - Classified Salaries	2405 Clerical Salaries	DATA ANL2	0.21
							SP LGBTQ PRO	1.00
					2 - Classified Salaries Total	2405 Clerical Salaries Total		1.21
				5844 Healthy Oakland Teens Total				3.21
				5846 Human Trafficking Prevention	2 - Classified Salaries	2305 Supv&adm Salaries	MGR GRANTS	1.00
							PM BEHAVHEL	1.10
							PM CLASS	0.00
							PM NEWCOMER	0.20
						2305 Supv&adm Salaries Total		2.30
						2405 Clerical Salaries	DATA ANL2	0.10
						2405 Clerical Salaries Total		0.10
					2 - Classified Salaries Total			2.40
				5846 Human Trafficking Prevention Total				2.40
				6332 CCSPP Implementation Grant	2 - Classified Salaries	2305 Supv&adm Salaries	COOD COMSCH	1.00
							MGR COM PART	1.00
							PM COMMU SCH	0.00
					2 - Classified Salaries Total	2305 Supv&adm Salaries Total		2.00
				6332 CCSPP Implementation Grant Total				2.00
				7085 Prop 47 - LCSSP	1 - Certificated Salaries	1205 Pupilsuppt Salaries	SOC WRKR	1.00
						1205 Pupilsuppt Salaries Total		1.00
					1 - Certificated Salaries Total			1.00
					2 - Classified Salaries	2405 Clerical Salaries	DATA ANL2	0.10
						2405 Clerical Salaries Total		0.10
					2 - Classified Salaries Total			0.10
				7085 Prop 47 - LCSSP Total				1.10
				7425 Expanded Learning Opp Prop98	2 - Classified Salaries	2305 Supv&adm Salaries	PM COMMU SCH	0.00
							PM RES JUS	0.00
						2305 Supv&adm Salaries Total		0.00
					2 - Classified Salaries Total			0.00
				7425 Expanded Learning Opp Prop98 Total				0.00
				9040 LEA Medi-Cal Former 5640	2 - Classified Salaries	2305 Supv&adm Salaries	PM BEHAVHEL	1.80
						2305 Supv&adm Salaries Total		1.80
					2 - Classified Salaries Total			1.80
				9040 LEA Medi-Cal Former 5640 Total				1.80
				9044 City of Oakland	1 - Certificated Salaries	1119 Teacher On Spec Assin School	TSA CLA 10M	0.00
						1119 Teacher On Spec Assin School Total		0.00
					1 - Certificated Salaries Total			0.00
				9044 City of Oakland Total				0.00
				9121 Oakland Fund Children & Youth	2 - Classified Salaries	2205 Classsuppt Salaries	FACRESTORJUS	1.00
						2205 Classsuppt Salaries Total		1.00
					2 - Classified Salaries Total			1.00
				9121 Oakland Fund Children & Youth Total				1.00
				9180 Measure Y City Of Oakland	2 - Classified Salaries	2305 Supv&adm Salaries	COOD JJC	0.51
						2305 Supv&adm Salaries Total		0.51
					2 - Classified Salaries Total			0.51
				9180 Measure Y City Of Oakland Total				0.51
				9206 Alam.cty.pub.health-health&wel	1 - Certificated Salaries	1119 Teacher On Spec Assin School	TSA CLA 10M	1.00
						1119 Teacher On Spec Assin School Total		1.00
					1 - Certificated Salaries Total			1.00
					2 - Classified Salaries	2205 Classsuppt Salaries	SP WELLNESS	1.00
						2205 Classsuppt Salaries Total		1.00
						2305 Supv&adm Salaries	PM VIOL PREV	1.00
						2305 Supv&adm Salaries Total		1.00
					2 - Classified Salaries Total			2.00
				9206 Alam.cty.pub.health-health&wel Total				3.00
				9225 Kaiser Health&wellness W/ebcf	2 - Classified Salaries	2305 Supv&adm Salaries	COOD COMSCH	0.00
							COOD HEAL ED	1.00
							DIR HEA WELL	1.00
							MGR COM PART	1.00
							PM CLASS	1.00
							PM COMMU SCH	0.50

Scope: The purpose of this report is to summarize the budgeted positons funded by Fund, Site Category, Site, Resource Type and Classification.

Sum of FTE Auth Accum													
Fund	Site Type	Site Code	Resource Type	Resource Code	Classification	Object Code	Job Class	Total					
01 General Fund	Central Office	922 Comm. Schools & Studi	Restricted	9225 Kaiser Health&wellness W/ebcf	2 - Classified Salaries	2305 Supv&adm Salaries	PM HEALTH AC	1.00					
								PM SCH GARD	1.00				
								2305 Supv&adm Salaries Total	6.50				
								2405 Clerical Salaries	0.05				
								DATA ANL2	0.05				
								2405 Clerical Salaries Total	0.05				
								2 - Classified Salaries Total	6.55				
								9225 Kaiser Health&wellness W/ebcf Total	6.55				
								Restricted Total	47.27				
							922 Comm. Schools & Student Servic Total						113.36
							923 Elementary Network 4	Unrestricted	0000 General Purpose-unrestricted	1 - Certificated Salaries	1305 Supv, Admin, Instr Coaches Sal NT SUPT PK5		1.00
											1305 Supv, Admin, Instr Coaches Sal Total	1.00	
						1 - Certificated Salaries Total				1.00			
						2 - Classified Salaries				2305 Supv&adm Salaries	EXE OFF ASST	0.50	
						2305 Supv&adm Salaries Total				0.50			
						2 - Classified Salaries Total				0.50			
						0000 General Purpose-unrestricted Total		1.50					
					0005 Central Supplemental	2 - Classified Salaries		2305 Supv&adm Salaries	NET PART	1.00			
									2305 Supv&adm Salaries Total	1.00			
									2 - Classified Salaries Total	1.00			
									0005 Central Supplemental Total	1.00			
									Unrestricted Total	2.50			
								Restricted					
					4127 Title 4-Student Support	1 - Certificated Salaries	1305 Supv, Admin, Instr Coaches Sal PARTN MULTI		1.00				
								1305 Supv, Admin, Instr Coaches Sal Total	1.00				
								1 - Certificated Salaries Total	1.00				
								4127 Title 4-Student Support Total	1.00				
								Restricted Total	1.00				
								Unrestricted Total	3.50				
					923 Elementary Network 4 Total						3.50		
					928 Opsr Counseling	Unrestricted	0005 Central Supplemental	1 - Certificated Salaries	1205 Pupilsuppt Salaries	COUNSELOR	33.60		
									1205 Pupilsuppt Salaries Total	33.60			
									1305 Supv, Admin, Instr Coaches Sal MGR MSTSCHED	1.00			
									1305 Supv, Admin, Instr Coaches Sal Total	1.00			
									1 - Certificated Salaries Total	34.60			
									2 - Classified Salaries	2305 Supv&adm Salaries	COOD POST SE	1.00	
							2305 Supv&adm Salaries Total	1.00					
							2 - Classified Salaries Total	1.00					
							0005 Central Supplemental Total	35.60					
							Unrestricted Total	35.60					
							Restricted						
						3182 ESSA: Comp Support & Improvi	1 - Certificated Salaries	1205 Pupilsuppt Salaries	COUNSELOR	0.20			
								1205 Pupilsuppt Salaries Total	0.20				
								1 - Certificated Salaries Total	0.20				
								3182 ESSA: Comp Support & Improvmt Total	0.20				
					3217 Expanded Learning GEER II			1 - Certificated Salaries	1119 Teacher On Spec Assin School TSA PS 12M		1.00		
										1119 Teacher On Spec Assin School Total	1.00		
							1205 Pupilsuppt Salaries		COUNSELOR	1.20			
			1205 Pupilsuppt Salaries Total	1.20									
			1305 Supv, Admin, Instr Coaches Sal AP HIGH	1.00									
			1305 Supv, Admin, Instr Coaches Sal Total	1.00									
			1 - Certificated Salaries Total	3.20									
			2 - Classified Salaries	2205 Classsuppt Salaries	SP MAST SCHD	1.00							
			2205 Classsuppt Salaries Total	1.00									
			2405 Clerical Salaries	ADMNAST1B24	1.00								
			2405 Clerical Salaries Total	1.00									
			2 - Classified Salaries Total	2.00									
			3217 Expanded Learning GEER II Total	5.20									
		7412 A-G Access/Success Grant	1 - Certificated Salaries	1205 Pupilsuppt Salaries	COUNSELOR	0.70							
					1205 Pupilsuppt Salaries Total	0.70							
					1 - Certificated Salaries Total	0.70							
					7412 A-G Access/Success Grant Total	0.70							
				7413 A-G Learning Loss Mitigation	1 - Certificated Salaries	1205 Pupilsuppt Salaries	COUNSELOR	0.00					
							1205 Pupilsuppt Salaries Total	0.00					
			1 - Certificated Salaries Total			0.00							
			7413 A-G Learning Loss Mitigation Total			0.00							
		7425 Expanded Learning Opp Prop98	1 - Certificated Salaries			1119 Teacher On Spec Assin School TSA PS 12M		0.00					
							1119 Teacher On Spec Assin School Total	0.00					
					1205 Pupilsuppt Salaries	COUNSELOR	0.00						
					1205 Pupilsuppt Salaries Total	0.00							
					1305 Supv, Admin, Instr Coaches Sal AP HIGH	0.00							
					1305 Supv, Admin, Instr Coaches Sal Total	0.00							
			1 - Certificated Salaries Total	0.00									

Scope: The purpose of this report is to summarize the budgeted positons funded by Fund, Site Category, Site, Resource Type and Classification.

Sum of FTE Auth Accum								
Fund	Site Type	Site Code	Resource Type	Resource Code	Classification	Object Code	Job Class	Total
01 General Fund	Central Office	928 Opsr Counseling	Restricted	7425 Expanded Learning Opp Prop98	2 - Classified Salaries	2205 Classssuppt Salaries	SP MAST SCHD	0.00
						2205 Classssuppt Salaries Total		0.00
					2 - Classified Salaries Total			0.00
				7425 Expanded Learning Opp Prop98 Total				0.00
				9043 Stupski Foundation	2 - Classified Salaries	2205 Classssuppt Salaries	SP COL&CAR	0.60
						2205 Classssuppt Salaries Total		0.60
						2305 Supv&adm Salaries	COORD COLACC	1.00
						2305 Supv&adm Salaries Total		1.00
					2 - Classified Salaries Total			1.60
				9043 Stupski Foundation Total				1.60
			Restricted Total					7.70
		928 Opsr Counseling Total						43.30
		929 Office Of Equity	Unrestricted	0000 General Purpose-unrestricted	2 - Classified Salaries	2305 Supv&adm Salaries	ED EQUITY	0.20
						2305 Supv&adm Salaries Total		0.20
						2405 Clerical Salaries	ADMN ASST3	1.00
						2405 Clerical Salaries Total		1.00
					2 - Classified Salaries Total			1.20
				0000 General Purpose-unrestricted Total				1.20
				0005 Central Supplemental	1 - Certificated Salaries	1105 Teachers Salaries	FCL MAN DEV	0.75
							TCHR STR ENG	1.00
						1105 Teachers Salaries Total		1.75
						1305 Supv, Admin, Instr Coaches Sal	DIR STU ACH	1.00
						1305 Supv, Admin, Instr Coaches Sal Total		1.00
					1 - Certificated Salaries Total			2.75
					2 - Classified Salaries	2205 Classssuppt Salaries	SP STUD ENG	1.00
							SP TRANSARA	1.00
							SP TRANSCAM	0.50
							SP TRANSCHI	2.00
							SP TRANSMAM	1.00
							SP TRANSSPN	4.00
							SP TRANSVIET	1.00
						2205 Classssuppt Salaries Total		10.50
						2305 Supv&adm Salaries	ED EQUITY	0.80
							PMCNTLACCTEN	1.00
							SP FAMCOMENG	1.00
						2305 Supv&adm Salaries Total		2.80
						2405 Clerical Salaries	PROG ASST3	1.00
							SP DIST FAM	5.00
							SP TAR ST GP	4.00
					2 - Classified Salaries Total			10.00
				0005 Central Supplemental Total				26.05
				0006 S&C Carryover	2 - Classified Salaries	2405 Clerical Salaries	RES ASSO DIS	0.50
						2405 Clerical Salaries Total		0.50
					2 - Classified Salaries Total			0.50
				0006 S&C Carryover Total				0.50
				0007 One-time Addtl Budget	2 - Classified Salaries	2205 Classssuppt Salaries	SP TRANSSPN	1.00
						2205 Classssuppt Salaries Total		1.00
					2 - Classified Salaries Total			1.00
				0007 One-time Addtl Budget Total				1.00
			Unrestricted Total					28.75
			Restricted	3010 Title I-Basic Grant Low Income	2 - Classified Salaries	2305 Supv&adm Salaries	COOD SEL	1.00
						2305 Supv&adm Salaries Total		1.00
						2405 Clerical Salaries	SP TAR ST GP	3.00
						2405 Clerical Salaries Total		3.00
					2 - Classified Salaries Total			4.00
				3010 Title I-Basic Grant Low Income Total				4.00
				3212 ESSER II	2 - Classified Salaries	2405 Clerical Salaries	CASE MGR24	1.00
						2405 Clerical Salaries Total		1.00
					2 - Classified Salaries Total			1.00
				3212 ESSER II Total				1.00
				3217 Expanded Learning GEER II	2 - Classified Salaries	2205 Classssuppt Salaries	SP TRANSARA	1.00
						2205 Classssuppt Salaries Total		1.00
					2 - Classified Salaries Total			1.00
				3217 Expanded Learning GEER II Total				1.00
				7425 Expanded Learning Opp Prop98	2 - Classified Salaries	2205 Classssuppt Salaries	SP TRANSARA	0.00
						2205 Classssuppt Salaries Total		0.00
					2 - Classified Salaries Total			0.00
				7425 Expanded Learning Opp Prop98 Total				0.00

Scope: The purpose of this report is to summarize the budgeted positions funded by Fund, Site Category, Site, Resource Type and Classification.

Sum of FTE Auth Accum								
Fund	Site Type	Site Code	Resource Type	Resource Code	Classification	Object Code	Job Class	Total
01 General Fund	Central Office	929 Office Of Equity	Restricted	9122 City of Oak Dept of Viol Prev	2 - Classified Salaries	2305 Supv&adm Salaries	PM AAFE	0.40
						2305 Supv&adm Salaries Total		0.40
					2 - Classified Salaries Total			0.40
				9122 City of Oak Dept of Viol Prev Total				0.40
				9225 Kaiser Health&wellness W/ebcf	1 - Certificated Salaries	1105 Teachers Salaries	FCL MAN DEV	1.00
							TCHR STR ENG	0.50
						1105 Teachers Salaries Total		1.50
					1 - Certificated Salaries Total			1.50
					2 - Classified Salaries	2305 Supv&adm Salaries	PM AAFE	0.60
						2305 Supv&adm Salaries Total		0.60
						2405 Clerical Salaries	RES ASSO DIS	0.50
						2405 Clerical Salaries Total		0.50
					2 - Classified Salaries Total			1.10
				9225 Kaiser Health&wellness W/ebcf Total				2.60
			Restricted Total					9.00
		929 Office Of Equity Total						37.75
		933 Oakland Athletic Leagu	Restricted	9334 Measure G, Parcel Tax	2 - Classified Salaries	2305 Supv&adm Salaries	COMMIS OAL	1.00
							MGR ATHACT	1.00
						2305 Supv&adm Salaries Total		2.00
						2405 Clerical Salaries	ADMNASST124	1.00
						2405 Clerical Salaries Total		1.00
					2 - Classified Salaries Total			3.00
				9334 Measure G, Parcel Tax Total				3.00
			Restricted Total					3.00
		933 Oakland Athletic League (oal) Total						3.00
		940 Board Of Education	Unrestricted	0000 General Purpose-unrestricted	2 - Classified Salaries	2305 Supv&adm Salaries	ADMINCOORDBD	2.00
							EA BOARD	1.00
						2305 Supv&adm Salaries Total		3.00
						2905 Otherclass Salaries	BOARDMEM	6.00
						2905 Otherclass Salaries Total		6.00
					2 - Classified Salaries Total			9.00
				0000 General Purpose-unrestricted Total				9.00
			Unrestricted Total					9.00
		940 Board Of Education Total						9.00
		941 Office Of The Superinte	Unrestricted	0000 General Purpose-unrestricted	2 - Classified Salaries	2305 Supv&adm Salaries	SR EA SUPT	1.00
							SUPT	1.00
						2305 Supv&adm Salaries Total		2.00
					2 - Classified Salaries Total			2.00
				0000 General Purpose-unrestricted Total				2.00
			Unrestricted Total					2.00
		941 Office Of The Superintendent Total						2.00
		942 Labor Relations	Unrestricted	0000 General Purpose-unrestricted	1 - Certificated Salaries	1105 Teachers Salaries	TCHR REPLACE	3.00
							TSA 11M 12P	1.00
						1105 Teachers Salaries Total		4.00
					1 - Certificated Salaries Total			4.00
					2 - Classified Salaries	2205 Classsuppt Salaries	FACRESTORJUS	1.00
						2205 Classsuppt Salaries Total		1.00
						2305 Supv&adm Salaries	ED LABOR REL	1.00
							OFFIC MGRLAB	1.00
						2305 Supv&adm Salaries Total		2.00
					2 - Classified Salaries Total			3.00
				0000 General Purpose-unrestricted Total				7.00
				0050 Employees On Loan	1 - Certificated Salaries	1105 Teachers Salaries	TCHR REPLACE	2.00
						1105 Teachers Salaries Total		2.00
					1 - Certificated Salaries Total			2.00
				0050 Employees On Loan Total				2.00
			Unrestricted Total					9.00
			Restricted	3212 ESSER II	2 - Classified Salaries	2305 Supv&adm Salaries	COORD LABOR	1.00
						2305 Supv&adm Salaries Total		1.00
					2 - Classified Salaries Total			1.00
				3212 ESSER II Total				1.00
				3213 ESSER III	2 - Classified Salaries	2305 Supv&adm Salaries	LAB REL ANA3	1.00
						2305 Supv&adm Salaries Total		1.00
					2 - Classified Salaries Total			1.00
				3213 ESSER III Total				1.00
			Restricted Total					2.00
		942 Labor Relations Total						11.00
		944 Human Resources Serv	Unrestricted	0000 General Purpose-unrestricted	1 - Certificated Salaries	1305 Supv, Admin, Instr Coaches Sal	MGR TCHR SUP	0.20
						1305 Supv, Admin, Instr Coaches Sal Total		0.20

Scope: The purpose of this report is to summarize the budgeted positions funded by Fund, Site Category, Site, Resource Type and Classification.

Sum of FTE Auth Accum								
Fund	Site Type	Site Code	Resource Type	Resource Code	Classification	Object Code	Job Class	Total
01 General Fund	Central Office	944 Human Resources Serv	Unrestricted	0000 General Purpose-unrestricted	1 - Certificated Salaries	1905 Othercert Salaries	TCHR STR ENG	1.00
						1905 Othercert Salaries Total		1.00
					1 - Certificated Salaries Total			1.20
					2 - Classified Salaries	2305 Supv&adm Salaries	ASST STAFSUP	1.00
							BUSMAN HRSR	1.00
							CENT OFFPART	2.00
							CHIEF TALENT	1.00
							COORD BENMAN	0.50
							CRED ASSOC	2.00
							EMP INFOANYL	1.00
							HR CLK CONF	0.80
							HUMCAPST MGR	0.40
							SP EMPL SUP	8.00
							SR DIR STRPJ	1.00
							SYS ANALY HR	1.00
							SYSTEM ASSOC	1.00
							TAL DEV ASSO	0.20
						2305 Supv&adm Salaries Total		20.90
					2 - Classified Salaries Total			20.90
				0000 General Purpose-unrestricted Total				22.10
				0005 Central Supplemental	1 - Certificated Salaries	1305 Supv, Admin, Instr Coaches Sal	COOD CERT	1.00
							DIR NEW TCHR	1.00
							MGR TCHR SUP	1.80
					1 - Certificated Salaries Total	1305 Supv, Admin, Instr Coaches Sal Total		3.80
					2 - Classified Salaries	2305 Supv&adm Salaries	DIR TD R&R	1.00
							HUMCAPST MGR	0.60
							SCH PARTNER	4.00
							SP EMP RET	1.00
							TAL DEV ASSO	0.40
						2305 Supv&adm Salaries Total		7.00
						2405 Clerical Salaries	PM SPEC PROJ	0.50
						2405 Clerical Salaries Total		0.50
					2 - Classified Salaries Total			7.50
				0005 Central Supplemental Total				11.30
			Unrestricted Total					33.40
			Restricted	3212 ESSER II	2 - Classified Salaries	2305 Supv&adm Salaries	ASST STAFSUP	1.00
							COOD D&I	2.00
							COORD LV MGR	2.00
							SP COMM ENGA	1.00
							SP EMPL SUP	1.00
						2305 Supv&adm Salaries Total		7.00
					2 - Classified Salaries Total			7.00
				3212 ESSER II Total				7.00
				3213 ESSER III	1 - Certificated Salaries	1105 Teachers Salaries	TCHR STIP	8.00
						1105 Teachers Salaries Total		8.00
					1 - Certificated Salaries Total			8.00
					2 - Classified Salaries	2305 Supv&adm Salaries	ASST STAFSUP	3.00
						2305 Supv&adm Salaries Total		3.00
					2 - Classified Salaries Total			3.00
				3213 ESSER III Total				11.00
				4035 Title 2-a Teacher Quality	1 - Certificated Salaries	1119 Teacher On Spec Assin School	TSA PS 12M	3.00
						1119 Teacher On Spec Assin School Total		3.00
					1 - Certificated Salaries Total			3.00
					2 - Classified Salaries	2305 Supv&adm Salaries	TAL DEV ASSO	2.40
						2305 Supv&adm Salaries Total		2.40
					2 - Classified Salaries Total			2.40
				4035 Title 2-a Teacher Quality Total				5.40
				6266 Educator Effectiveness	1 - Certificated Salaries	1119 Teacher On Spec Assin School	TSA PS 12M	2.00
						1119 Teacher On Spec Assin School Total		2.00
					1 - Certificated Salaries Total			2.00
					2 - Classified Salaries	2405 Clerical Salaries	PM SPEC PROJ	0.50
						2405 Clerical Salaries Total		0.50
					2 - Classified Salaries Total			0.50
				6266 Educator Effectiveness Total				2.50
				9283 Salesforce.org	2 - Classified Salaries	2305 Supv&adm Salaries	TAL DEV ASSO	1.00
						2305 Supv&adm Salaries Total		1.00
					2 - Classified Salaries Total			1.00
				9283 Salesforce.org Total				1.00

Scope: The purpose of this report is to summarize the budgeted positions funded by Fund, Site Category, Site, Resource Type and Classification.

Sum of FTE Auth Accum								
Fund	Site Type	Site Code	Resource Type	Resource Code	Classification	Object Code	Job Class	Total
01 General Fund	Central Office	944 Human Resources Serv	Restricted	9334 Measure G, Parcel Tax	1 - Certificated Salaries	1119 Teacher On Spec Assin School	TSA PS 12M	2.00
						1119 Teacher On Spec Assin School Total		2.00
						1905 Othercert Salaries	TCHR CNSL PR	2.00
						1905 Othercert Salaries Total		2.00
					1 - Certificated Salaries Total			4.00
					2 - Classified Salaries	2305 Supv&adm Salaries	ASST STAFSUP	1.00
						2305 Supv&adm Salaries Total		1.50
					2 - Classified Salaries Total			1.50
				9334 Measure G, Parcel Tax Total				5.50
			Restricted Total					32.40
		944 Human Resources Services, Supp Total						65.80
		946 Legal Counsel	Unrestricted	0000 General Purpose-unrestricted	2 - Classified Salaries	2305 Supv&adm Salaries	CHIEF GOVOFF	1.00
							LAWCLK3	0.70
							LEGAL ADMIN	1.00
							SR EA SUPT	1.00
							STAFF ATTOR	1.50
						2305 Supv&adm Salaries Total		5.20
					2 - Classified Salaries Total			5.20
				0000 General Purpose-unrestricted Total				5.20
			Unrestricted Total					5.20
		946 Legal Counsel Total						5.20
		947 Charter Schools Office	Unrestricted	0095 Charter School Admin Office	2 - Classified Salaries	2305 Supv&adm Salaries	DD CHART SCH	1.00
							DIRQUADIVPRO	1.00
							MGR CHRT ACC	1.00
							SP CHART COM	1.00
						2305 Supv&adm Salaries Total		4.00
						2405 Clerical Salaries	COMM LIAISON	1.00
						2405 Clerical Salaries Total		1.00
					2 - Classified Salaries Total			5.00
				0095 Charter School Admin Office Total				5.00
			Unrestricted Total					5.00
		947 Charter Schools Office (admin) Total						5.00
		948 Research Assessment :	Unrestricted	0000 General Purpose-unrestricted	2 - Classified Salaries	2305 Supv&adm Salaries	CENT BUS MGR	0.50
							ED RAD	0.40
							STATISTICIAN	0.40
						2305 Supv&adm Salaries Total		1.30
						2405 Clerical Salaries	ANALYGISMAP	0.40
							DATA ANL2	1.00
							SP STA LOC	1.00
						2405 Clerical Salaries Total		2.40
					2 - Classified Salaries Total			3.70
				0000 General Purpose-unrestricted Total				3.70
				0005 Central Supplemental	2 - Classified Salaries	2305 Supv&adm Salaries	ED RAD	0.60
							STATISTICIAN	0.60
						2305 Supv&adm Salaries Total		1.20
						2405 Clerical Salaries	ANALYGISMAP	0.60
							BUS INT DATA	1.00
							DATA ANL2	2.00
							RES ASSO ECE	1.00
						2405 Clerical Salaries Total		4.60
					2 - Classified Salaries Total			5.80
				0005 Central Supplemental Total				5.80
			Unrestricted Total					9.50
			Restricted	3213 ESSER III	2 - Classified Salaries	2305 Supv&adm Salaries	CENT BUS MGR	0.50
						2305 Supv&adm Salaries Total		0.50
					2 - Classified Salaries Total			0.50
				3213 ESSER III Total				0.50
				9026 SF Fdnt RobertKathryn Ridell	2 - Classified Salaries	2405 Clerical Salaries	DATA ANL2	0.34
						2405 Clerical Salaries Total		0.34
					2 - Classified Salaries Total			0.34
				9026 SF Fdnt RobertKathryn Ridell Total				0.34
				9040 LEA Medi-Cal Former 5640	2 - Classified Salaries	2405 Clerical Salaries	DATA ANL2	1.00
						2405 Clerical Salaries Total		1.00
					2 - Classified Salaries Total			1.00
				9040 LEA Medi-Cal Former 5640 Total				1.00
			Restricted Total					1.84
		948 Research Assessment & Data Total						11.34
		950 Strategic Resource Plai	Unrestricted	0000 General Purpose-unrestricted	2 - Classified Salaries	2305 Supv&adm Salaries	DIR STRA RES	0.10

Scope: The purpose of this report is to summarize the budgeted positions funded by Fund, Site Category, Site, Resource Type and Classification.

Sum of FTE Auth Accum												
Fund	Site Type	Site Code	Resource Type	Resource Code	Classification	Object Code	Job Class	Total				
01 General Fund	Central Office	950 Strategic Resource Plan	Unrestricted	0000 General Purpose-unrestricted	2 - Classified Salaries	2305 Supv&adm Salaries	MGR GRANTS	0.80				
						2305 Supv&adm Salaries Total		0.90				
					2 - Classified Salaries Total			0.90				
				0000 General Purpose-unrestricted Total				0.90				
				0005 Central Supplemental	2 - Classified Salaries	2305 Supv&adm Salaries	COOD LOCAL	0.80				
							SRPFINOP	0.20				
						2305 Supv&adm Salaries Total		1.00				
						2405 Clerical Salaries	SP STRA RES	1.00				
						2405 Clerical Salaries Total		1.00				
					2 - Classified Salaries Total			2.00				
				0005 Central Supplemental Total				2.00				
				Unrestricted Total				2.90				
				Restricted		3155 Fed Consolidated Admin Funds	2 - Classified Salaries	2305 Supv&adm Salaries	CENT BUS MGR		0.50	
									COOD STR RES		1.00	
									DIR STRA RES		0.90	
									SRPFINOP		0.60	
								2305 Supv&adm Salaries Total			3.00	
								2405 Clerical Salaries	SP STRA RES		5.80	
								2405 Clerical Salaries Total			5.80	
					2 - Classified Salaries Total			8.80				
				3155 Fed Consolidated Admin Funds Total				8.80				
				3182 ESSA: Comp Support & Improv	1 - Certificated Salaries			1119 Teacher On Spec Assin School TSA PS 12M			0.45	
								1119 Teacher On Spec Assin School Total			0.45	
					1 - Certificated Salaries Total			0.45				
					2 - Classified Salaries			2305 Supv&adm Salaries	COOD LOCAL		0.20	
									SRPFINOP		0.20	
								2305 Supv&adm Salaries Total			0.40	
					2 - Classified Salaries Total			0.40				
				3182 ESSA: Comp Support & Improvmt Total				0.85				
				3213 ESSER III	2 - Classified Salaries			2305 Supv&adm Salaries	COOD COVID		1.00	
								2305 Supv&adm Salaries Total			1.00	
								2405 Clerical Salaries	ADMN ASST3		1.00	
								2405 Clerical Salaries Total			1.00	
					2 - Classified Salaries Total			2.00				
				3213 ESSER III Total				2.00				
				Restricted Total				11.65				
				950 Strategic Resource Planning Total				14.55				
				954 Enq Lanq Lmr/multiling	Unrestricted			0000 General Purpose-unrestricted	1 - Certificated Salaries	1305 Supv, Admin, Instr Coaches Sal	DIR NEWCOMER	0.20
											ED ELL	0.20
									1 - Certificated Salaries Total	1305 Supv, Admin, Instr Coaches Sal Total		0.40
									2 - Classified Salaries	2305 Supv&adm Salaries	CENT BUS MGR	0.50
										2305 Supv&adm Salaries Total		0.50
					2 - Classified Salaries Total			0.50				
				0000 General Purpose-unrestricted Total				0.90				
				0005 Central Supplemental	1 - Certificated Salaries			1305 Supv, Admin, Instr Coaches Sal	COOD MULTI		0.40	
					DIR NEWCOMER		0.80					
					ED ELL		0.80					
				1305 Supv, Admin, Instr Coaches Sal Total			2.00					
	1 - Certificated Salaries Total			2.00								
0005 Central Supplemental Total				2.00								
Unrestricted Total				2.90								
Restricted		3010 Title I-Basic Grant Low Income	2 - Classified Salaries	2205 Classsuppt Salaries	SP REFUGE		1.00					
				2205 Classsuppt Salaries Total			1.00					
	2 - Classified Salaries Total			1.00								
3010 Title I-Basic Grant Low Income Total				1.00								
3155 Fed Consolidated Admin Funds	2 - Classified Salaries			2305 Supv&adm Salaries	PM NEWCOMER		0.60					
				2305 Supv&adm Salaries Total			0.60					
	2 - Classified Salaries Total			0.60								
3155 Fed Consolidated Admin Funds Total				0.60								
4203 Title Iii Lep Student Program	1 - Certificated Salaries			1119 Teacher On Spec Assin School TSA CLA 11M			5.00					
				1119 Teacher On Spec Assin School Total			5.00					
	1 - Certificated Salaries Total			5.00								
4203 Title Iii Lep Student Program Total				5.00								
5810 Other Federal	2 - Classified Salaries			2305 Supv&adm Salaries	PM NEWCOMER		0.40					
				2305 Supv&adm Salaries Total			0.40					
	2 - Classified Salaries Total			0.40								
5810 Other Federal Total				0.40								
7425 Expanded Learning Opp Prop98	1 - Certificated Salaries			1119 Teacher On Spec Assin School TSA CLA 11M			1.00					

Scope: The purpose of this report is to summarize the budgeted positions funded by Fund, Site Category, Site, Resource Type and Classification.

Sum of FTE Auth Accum								
Fund	Site Type	Site Code	Resource Type	Resource Code	Classification	Object Code	Job Class	Total
01 General Fund	Central Office	954 Eng Lang Lnr/multilingua	Restricted	7425 Expanded Learning Opp Prop98	1 - Certificated Salaries	1119 Teacher On Spec Assin School Total		1.00
					1 - Certificated Salaries Total			1.00
				7425 Expanded Learning Opp Prop98 Total				1.00
				7811 Refugee Program Bureau-NC	2 - Classified Salaries	2205 Classsuppt Salaries	SP REFUGE	1.00
						2205 Classsuppt Salaries Total		1.00
					2 - Classified Salaries Total			1.00
				7811 Refugee Program Bureau-NC Total				1.00
				7816 CalNEW Grant CDSS	1 - Certificated Salaries	1119 Teacher On Spec Assin School TSA CLA 12M		2.00
						1119 Teacher On Spec Assin School Total		2.00
					1 - Certificated Salaries Total			2.00
					2 - Classified Salaries	2205 Classsuppt Salaries	NEWCOM ASST	5.00
							SP REFUGE	1.00
						2205 Classsuppt Salaries Total		6.00
					2 - Classified Salaries Total			6.00
				7816 CalNEW Grant CDSS Total				8.00
				7819 Dual Language Immersion	1 - Certificated Salaries	1119 Teacher On Spec Assin School TSA CLA 11M		0.20
						1119 Teacher On Spec Assin School Total		0.20
					1 - Certificated Salaries Total			0.20
				7819 Dual Language Immersion Total				0.20
				9283 Salesforce.org	1 - Certificated Salaries	1205 Pupilsuppt Salaries	SOC WRKR	0.00
							SOC WRKR PSY	0.75
						1205 Pupilsuppt Salaries Total		0.75
					1 - Certificated Salaries Total			0.75
					2 - Classified Salaries	2305 Supv&adm Salaries	PM NEWCOMER	0.80
						2305 Supv&adm Salaries Total		0.80
					2 - Classified Salaries Total			0.80
				9283 Salesforce.org Total				1.55
			Restricted Total					18.75
		954 Eng Lang Lnr/multilingual Ach Total						21.65
		956 Continuous School Imp	Unrestricted	0005 Central Supplemental	2 - Classified Salaries	2305 Supv&adm Salaries	DC SCHL CSI	1.00
						2305 Supv&adm Salaries Total		1.00
					2 - Classified Salaries Total			1.00
				0005 Central Supplemental Total				1.00
				0040 Unrest AB1840	2 - Classified Salaries	2305 Supv&adm Salaries	DIR CONT SCH	1.00
						2305 Supv&adm Salaries Total		1.00
					2 - Classified Salaries Total			1.00
				0040 Unrest AB1840 Total				1.00
			Unrestricted Total					2.00
		956 Continuous School Improvement Total						2.00
		958 Communications	Unrestricted	0000 General Purpose-unrestricted	2 - Classified Salaries	2305 Supv&adm Salaries	DIR COMMUNI	0.40
							MGR KDOL	1.00
							MGRINTWBCOM	1.00
							PUBLIC MGR	0.50
						2305 Supv&adm Salaries Total		2.90
						2405 Clerical Salaries	OPS ENGIN	1.00
						2405 Clerical Salaries Total		1.00
					2 - Classified Salaries Total			3.90
				0000 General Purpose-unrestricted Total				3.90
				0005 Central Supplemental	2 - Classified Salaries	2305 Supv&adm Salaries	DIR COMMUNI	0.60
						2305 Supv&adm Salaries Total		0.60
					2 - Classified Salaries Total			0.60
				0005 Central Supplemental Total				0.60
			Unrestricted Total					4.50
		958 Communications Total						4.50
		962 Pre-k-5 Network 2	Unrestricted	0000 General Purpose-unrestricted	1 - Certificated Salaries	1305 Supv, Admin, Instr Coaches Sal NT SUPT PK5		0.40
						1305 Supv, Admin, Instr Coaches Sal Total		0.40
					1 - Certificated Salaries Total			0.40
					2 - Classified Salaries	2305 Supv&adm Salaries	EXE OFF ASST	0.50
							NET PART	0.20
						2305 Supv&adm Salaries Total		0.70
					2 - Classified Salaries Total			0.70
				0000 General Purpose-unrestricted Total				1.10
				0005 Central Supplemental	1 - Certificated Salaries	1305 Supv, Admin, Instr Coaches Sal NT SUPT PK5		0.60
						1305 Supv, Admin, Instr Coaches Sal Total		0.60
					1 - Certificated Salaries Total			0.60
					2 - Classified Salaries	2305 Supv&adm Salaries	NET PART	0.80
						2305 Supv&adm Salaries Total		0.80
					2 - Classified Salaries Total			0.80
				0005 Central Supplemental Total				1.40

Scope: The purpose of this report is to summarize the budgeted positions funded by Fund, Site Category, Site, Resource Type and Classification.

Sum of FTE Auth Accum								
Fund	Site Type	Site Code	Resource Type	Resource Code	Classification	Object Code	Job Class	Total
01 General Fund	Central Office	962 Pre-k-5 Network 2	Unrestricted Total					2.50
		962 Pre-k-5 Network 2 Total						2.50
		963 Pre-k-5 Network 3	Unrestricted	0000 General Purpose-unrestricted	1 - Certificated Salaries	1305 Supv, Admin, Instr Coaches Sal D NT SUPT		1.00
						1305 Supv, Admin, Instr Coaches Sal Total		1.00
					1 - Certificated Salaries Total			1.00
					2 - Classified Salaries	2305 Supv&adm Salaries	EXE OFF ASST	0.50
						2305 Supv&adm Salaries Total		0.50
					2 - Classified Salaries Total			0.50
				0000 General Purpose-unrestricted Total				1.50
				0005 Central Supplemental	2 - Classified Salaries	2305 Supv&adm Salaries	NET PART	1.00
						2305 Supv&adm Salaries Total		1.00
					2 - Classified Salaries Total			1.00
				0005 Central Supplemental Total				1.00
			Unrestricted Total					2.50
		963 Pre-k-5 Network 3 Total						2.50
		964 High School Network	Unrestricted	0000 General Purpose-unrestricted	1 - Certificated Salaries	1305 Supv, Admin, Instr Coaches Sal ED ALTERNED		1.00
						1305 Supv, Admin, Instr Coaches Sal Total		1.00
								0.40
								2.40
					1 - Certificated Salaries Total			2.40
					2 - Classified Salaries	2305 Supv&adm Salaries	EXE OFF ASST	1.00
						2305 Supv&adm Salaries Total		1.00
					2 - Classified Salaries Total			1.00
				0000 General Purpose-unrestricted Total				3.40
				0005 Central Supplemental	1 - Certificated Salaries	1305 Supv, Admin, Instr Coaches Sal PM HOME HOSP		0.60
						1305 Supv, Admin, Instr Coaches Sal Total		0.60
					1 - Certificated Salaries Total			0.60
					2 - Classified Salaries	2305 Supv&adm Salaries	NET PART	1.00
						2305 Supv&adm Salaries Total		1.00
					2 - Classified Salaries Total			1.00
				0005 Central Supplemental Total				1.60
				0020 Home & Hospital	1 - Certificated Salaries	1105 Teachers Salaries	TCHR HOM HOS	5.80
						1105 Teachers Salaries Total		5.80
					1 - Certificated Salaries Total			5.80
			Unrestricted Total					10.80
			Restricted	3182 ESSA: Comp Support & Improv	1 - Certificated Salaries	1119 Teacher On Spec Assin School TSA PS 11M		1.00
						1119 Teacher On Spec Assin School Total		1.00
						1205 Pupilsuppt Salaries	COUNSELOR	0.40
						1205 Pupilsuppt Salaries Total		0.40
					1 - Certificated Salaries Total			1.40
					2 - Classified Salaries	2405 Clerical Salaries	CASE MGR24	1.00
						2405 Clerical Salaries Total		1.00
					2 - Classified Salaries Total			1.00
				3182 ESSA: Comp Support & Improvmt Total				2.40
				4127 Title 4-Student Support	1 - Certificated Salaries	1305 Supv, Admin, Instr Coaches Sal PARTN MULTI		1.00
						1305 Supv, Admin, Instr Coaches Sal Total		1.00
					1 - Certificated Salaries Total			1.00
				4127 Title 4-Student Support Total				1.00
				6500 Special Education	1 - Certificated Salaries	1105 Teachers Salaries	TCHR HOM HOS	4.00
						1105 Teachers Salaries Total		4.00
					1 - Certificated Salaries Total			4.00
				6500 Special Education Total				4.00
				9019 Cross-Age Mentoring Program	2 - Classified Salaries	2405 Clerical Salaries	CASE MGR24	1.00
						2405 Clerical Salaries Total		1.00
					2 - Classified Salaries Total			1.00
				9019 Cross-Age Mentoring Program Total				1.00
			Restricted Total					8.40
		964 High School Network Total						19.20
		965 Middle School Network	Unrestricted	0000 General Purpose-unrestricted	1 - Certificated Salaries	1305 Supv, Admin, Instr Coaches Sal NT SUPT MID		1.00
						1305 Supv, Admin, Instr Coaches Sal Total		1.00
					1 - Certificated Salaries Total			1.00
					2 - Classified Salaries	2305 Supv&adm Salaries	PM MS OPS	0.50
						2305 Supv&adm Salaries Total		0.50
					2 - Classified Salaries Total			0.50
				0000 General Purpose-unrestricted Total				1.50
				0005 Central Supplemental	2 - Classified Salaries	2305 Supv&adm Salaries	NET PART	1.00
						2305 Supv&adm Salaries Total		1.00
					2 - Classified Salaries Total			1.00

Scope: The purpose of this report is to summarize the budgeted positions funded by Fund, Site Category, Site, Resource Type and Classification.

Sum of FTE Auth Accum									
Fund	Site Type	Site Code	Resource Type	Resource Code	Classification	Object Code	Job Class	Total	
01 General Fund	Central Office	965 Middle School Network	Unrestricted	0005 Central Supplemental Total					1.00
			Unrestricted Total						2.50
			Restricted	9026 SF Fdnt RobertKathryn Ridell	1 - Certificated Salaries	1305 Supv, Admin, Instr Coaches Sal	COORD OUTDOR		1.00
						1305 Supv, Admin, Instr Coaches Sal Total			1.00
					1 - Certificated Salaries Total				1.00
					2 - Classified Salaries	2405 Clerical Salaries	ADMNASST120		1.00
						2405 Clerical Salaries Total			1.00
					2 - Classified Salaries Total				1.00
				9026 SF Fdnt RobertKathryn Ridell Total					2.00
				9332 Measure G1 Parcel Tx	2 - Classified Salaries	2305 Supv&adm Salaries	MGR GRANTS PM MS OPS		0.20
						2305 Supv&adm Salaries Total			0.50
					2 - Classified Salaries Total				0.70
				9332 Measure G1 Parcel Tx Total					0.70
			Restricted Total						2.70
		965 Middle School Network Total							5.20
		968 Health Services (nurses)	Unrestricted	0000 General Purpose-unrestricted	1 - Certificated Salaries	1205 Pupilsuppt Salaries	NURSE		14.05
						1205 Pupilsuppt Salaries Total			14.05
						1305 Supv, Admin, Instr Coaches Sal	DIR HLTH SVC		1.00
						1305 Supv, Admin, Instr Coaches Sal Total			1.00
					1 - Certificated Salaries Total				15.05
					2 - Classified Salaries	2205 Classsuppt Salaries	AIDE TECH HEAL ASST LIC VOCNURSE		2.00
						2205 Classsuppt Salaries Total			2.00
						2305 Supv&adm Salaries	PM HEALT SVC		7.00
						2305 Supv&adm Salaries Total			11.00
						2405 Clerical Salaries	ADMNASST3B SP HEA DATA		1.00
						2405 Clerical Salaries Total			1.00
					2 - Classified Salaries Total				14.00
				0000 General Purpose-unrestricted Total					29.05
				0005 Central Supplemental	1 - Certificated Salaries	1205 Pupilsuppt Salaries	NURSE		4.20
						1205 Pupilsuppt Salaries Total			4.20
				0005 Central Supplemental Total	1 - Certificated Salaries Total				4.20
			Unrestricted Total						33.25
			Restricted	6500 Special Education	1 - Certificated Salaries	1205 Pupilsuppt Salaries	NURSE		4.55
						1205 Pupilsuppt Salaries Total			4.55
				6500 Special Education Total	1 - Certificated Salaries Total				4.55
			Restricted Total						4.55
		968 Health Services (nurses) Total							37.80
		975 Special Education	Restricted	3305 IDEA Part B Local Ass. entitl	1 - Certificated Salaries	1205 Pupilsuppt Salaries	PSYCH		9.90
						1205 Pupilsuppt Salaries Total			9.90
					1 - Certificated Salaries Total				9.90
				3305 IDEA Part B Local Ass. entitl Total					9.90
				3310 Se-idea Basic Grant PI94-142	2 - Classified Salaries	2105 Instraides Salaries	INTER DEAF2 ISS		0.80
						2105 Instraides Salaries Total			3.20
					2 - Classified Salaries Total				4.00
				3310 Se-idea Basic Grant PI94-142 Total					4.00
				3410 Transition Partnership Program	2 - Classified Salaries	2405 Clerical Salaries	CASE MGR24		2.80
						2405 Clerical Salaries Total			2.80
					2 - Classified Salaries Total				2.80
				3410 Transition Partnership Program Total					2.80
				6500 Special Education	1 - Certificated Salaries	1105 Teachers Salaries	TCHR ADPT PE TCHR HEAR IM TCHR ORT/MOB TCHR RSP TCHR SDC NON TCHR SDC SEV TCHR VIS IMP		3.00
						1105 Teachers Salaries Total			2.00
						1205 Pupilsuppt Salaries	PSYCH SOC WRKR SPEECH THPST		1.00
						1205 Pupilsuppt Salaries Total			1.00
						1305 Supv, Admin, Instr Coaches Sal	COORD SPED		45.60
						1305 Supv, Admin, Instr Coaches Sal COOD SPED			64.20
									3.00

Scope: The purpose of this report is to summarize the budgeted positions funded by Fund, Site Category, Site, Resource Type and Classification.

Sum of FTE Auth Accum								
Fund	Site Type	Site Code	Resource Type	Resource Code	Classification	Object Code	Job Class	Total
01 General Fund	Central Office	975 Special Education	Restricted	6500 Special Education	1 - Certificated Salaries	1305 Supv, Admin, Instr Coaches Sal Total		3.00
					1 - Certificated Salaries Total			96.20
					2 - Classified Salaries	2105 Instraides Salaries	ISS	0.80
							PARA EDUCAT	26.40
						2105 Instraides Salaries Total		27.20
						2205 Classssupt Salaries	COM SVC WKR1	1.00
							OCCU THERA	13.80
							SP TRANSCHI	1.00
							SP TRANSSPN	1.00
						2205 Classssupt Salaries Total		16.80
						2305 Supv&adm Salaries	STAFF ATTOR	0.50
						2305 Supv&adm Salaries Total		0.50
						2405 Clerical Salaries	CASE MGR24	2.00
						2405 Clerical Salaries Total		2.00
					2 - Classified Salaries Total			46.50
				6500 Special Education Total				142.70
				6520 Se Project Workability	2 - Classified Salaries	2405 Clerical Salaries	CASE MGR24	1.20
						2405 Clerical Salaries Total		1.20
					2 - Classified Salaries Total			1.20
				6520 Se Project Workability Total				1.20
				6546 Special Ed: Mental Health Serv	1 - Certificated Salaries	1205 Pupilsupt Salaries	PSYCH	15.00
						1205 Pupilsupt Salaries Total		15.00
					1 - Certificated Salaries Total			15.00
					2 - Classified Salaries	2405 Clerical Salaries	ADMNASST124	1.00
						2405 Clerical Salaries Total		1.00
					2 - Classified Salaries Total			1.00
				6546 Special Ed: Mental Health Serv Total				16.00
				9092 Semp Mental Health	1 - Certificated Salaries	1205 Pupilsupt Salaries	SOC WRKR	13.80
						1205 Pupilsupt Salaries Total		13.80
					1 - Certificated Salaries Total			13.80
				9092 Semp Mental Health Total				13.80
			Restricted Total					190.40
		975 Special Education Total						190.40
		976 Special Ed Local Plan /	Unrestricted	0005 Central Supplemental	1 - Certificated Salaries	1119 Teacher On Spec Assin School	TSA CLA 10M	1.00
							TSA PS 11M	8.40
						1119 Teacher On Spec Assin School Total		9.40
					1 - Certificated Salaries Total			9.40
					2 - Classified Salaries	2405 Clerical Salaries	SP DATA MGT	1.00
						2405 Clerical Salaries Total		1.00
					2 - Classified Salaries Total			1.00
			Unrestricted Total	0005 Central Supplemental Total				10.40
			Restricted	3410 Transition Partnership Program	1 - Certificated Salaries	1305 Supv, Admin, Instr Coaches Sal	DIR SPED RSS	0.25
						1305 Supv, Admin, Instr Coaches Sal Total		0.25
					1 - Certificated Salaries Total			0.25
				3410 Transition Partnership Program Total				0.25
				6500 Special Education	1 - Certificated Salaries	1105 Teachers Salaries	TCHR RSP	1.00
							TCHR SDC NON	1.00
						1105 Teachers Salaries Total		2.00
						1119 Teacher On Spec Assin School	TSA CLA 10M	2.80
							TSA CLA 11M	4.00
							TSA PS 11M	3.20
						1119 Teacher On Spec Assin School Total		10.00
						1305 Supv, Admin, Instr Coaches Sal	DIR SPED RSS	2.00
							DIR SPED SS	3.00
							ED PEC	1.00
						1305 Supv, Admin, Instr Coaches Sal Total		6.00
					1 - Certificated Salaries Total			18.00
					2 - Classified Salaries	2205 Classssupt Salaries	PHYS THERA	2.80
							SP TRANSP	1.00
						2205 Classssupt Salaries Total		3.80
						2305 Supv&adm Salaries	LAWCLK3	0.60
							PECFINOPSANL	1.00
							PM PEC SPEC	2.00
						2305 Supv&adm Salaries Total		3.60
						2405 Clerical Salaries	LAWCLK3	1.00
						2405 Clerical Salaries Total		1.00
					2 - Classified Salaries Total			8.40
				6500 Special Education Total				26.40

Scope: The purpose of this report is to summarize the budgeted positons funded by Fund, Site Category, Site, Resource Type and Classification.

Sum of FTE Auth Accum										
Fund	Site Type	Site Code	Resource Type	Resource Code	Classification	Object Code	Job Class	Total		
01 General Fund	Central Office	976 Special Ed Local Plan Area	Restricted	6520 Se Project Workability	1 - Certificated Salaries	1305 Supv, Admin, Instr Coaches Sal DIR SPED RSS		0.75		
					1 - Certificated Salaries Total	1305 Supv, Admin, Instr Coaches Sal Total		0.75		
				6520 Se Project Workability Total				0.75		
				6547 SPED Early Interv Preschool	1 - Certificated Salaries	1119 Teacher On Spec Assin School TSA CLA 11M		1.00		
					1 - Certificated Salaries Total	1119 Teacher On Spec Assin School Total		1.00		
				6547 SPED Early Interv Preschool Total				1.00		
				9040 LEA Medi-Cal Former 5640	2 - Classified Salaries	2405 Clerical Salaries	SP DIST FAM	1.00		
					2 - Classified Salaries Total	2405 Clerical Salaries Total		1.00		
				9040 LEA Medi-Cal Former 5640 Total				1.00		
				9092 Semp Mental Health	1 - Certificated Salaries	1305 Supv, Admin, Instr Coaches Sal DIR SPED RSS		1.00		
					1 - Certificated Salaries Total	1305 Supv, Admin, Instr Coaches Sal Total		1.00		
				9092 Semp Mental Health Total				1.00		
					Restricted Total			30.40		
				976 Special Ed Local Plan Area Total				40.80		
				986 Technology Services	Unrestricted	0000 General Purpose-unrestricted	2 - Classified Salaries	2305 Supv&adm Salaries	DIR TECH SUP	
								ED TECH		1.00
								MGR SITETECH		1.00
								TECH INFOOFF		1.00
							2305 Supv&adm Salaries Total			4.00
							2405 Clerical Salaries	COMP OP SR		1.00
								DATABAS ADM		1.00
								END SUP SP2		1.00
								INFO SYS SP2		1.00
								NET ADMINIS1		2.00
								NET INFRA SP		1.00
								SOFT DEV2		1.00
								SOFT DEV4		1.00
								SP SCH TECH		3.60
								SP STUD INF3		3.00
								SR COM TECH		1.00
								SR NET ADMIN		2.00
								SR NET ENG		1.00
							2405 Clerical Salaries Total			19.60
							23.60			
				0000 General Purpose-unrestricted Total			23.60			
				0005 Central Supplemental	2 - Classified Salaries	2405 Clerical Salaries	SR COM TECH	1.00		
						2405 Clerical Salaries Total		1.00		
							1.00			
				0005 Central Supplemental Total			1.00			
			Unrestricted Total				24.60			
			Restricted	3212 ESSER II	2 - Classified Salaries	2405 Clerical Salaries	ADMN ASST3	1.00		
							SP SCH TECH	1.00		
						2405 Clerical Salaries Total		2.00		
							2.00			
				3212 ESSER II Total			2.00			
				3213 ESSER III	2 - Classified Salaries	2405 Clerical Salaries	SP SCH TECH	2.00		
							SR NET ADMIN	1.00		
						2405 Clerical Salaries Total		3.00		
							3.00			
				3213 ESSER III Total			3.00			
				9024 Oak Pub Ed - OaklandUndivided	2 - Classified Salaries	2405 Clerical Salaries	SP SCH TECH	1.00		
						2405 Clerical Salaries Total		1.00		
							1.00			
			Restricted Total	9024 Oak Pub Ed - OaklandUndivided Total				1.00		
							6.00			
				986 Technology Services Total				30.60		
			987 Risk Management	Unrestricted	0000 General Purpose-unrestricted	2305 Supv&adm Salaries	PM EMER PREP	1.00		
						2305 Supv&adm Salaries Total		1.00		
							1.00			
				0000 General Purpose-unrestricted Total				1.00		
			Unrestricted Total					1.00		
				987 Risk Management Total				1.00		
			988 Buildings & Grounds	Unrestricted	0000 General Purpose-unrestricted	2205 Classsuppt Salaries	GARDENER	11.00		
							LD GARDENER	1.00		
						2205 Classsuppt Salaries Total		12.00		

Scope: The purpose of this report is to summarize the budgeted positons funded by Fund, Site Category, Site, Resource Type and Classification.

Sum of FTE Auth Accum								
Fund	Site Type	Site Code	Resource Type	Resource Code	Classification	Object Code	Job Class	Total
01 General Fund	Central Office	988 Buildings & Grounds	Unrestricted	0000 General Purpose-unrestricted	2 - Classified Salaries Total			12.00
				0000 General Purpose-unrestricted Total				12.00
			Unrestricted Total					12.00
			Restricted	8150 Ongoing & Major Maintenance	2 - Classified Salaries	2205 Classsuppt Salaries	ALARM TECH	3.00
							CARPENTER	9.00
							ELECTRICIAN	8.00
							EQUIP OPER	1.00
							GLAZIER	1.00
							LD CARPENTER	1.00
							LD ELECTRI	1.00
							LD LOCKSMITH	1.00
							LD PAINTER	1.00
							LD PLUM IRRG	1.00
							LD STEAMFIT	1.00
							LOCKSMITH	3.00
							PAINTER	9.00
							PLUMBER	7.00
							PLUMBER HELP	1.00
							ROOFER	4.00
							SHEETMET WKR	1.00
							SKILL LABOR	5.00
							STEAMFITTER	4.00
							TELECOM TECH	2.00
						2205 Classsuppt Salaries Total		64.00
						2305 Supv&adm Salaries	COOD BLDGRD	1.00
							DIR BLDGRD	1.00
							FA CONSTBOND	1.00
							MGR BLDGRD	5.00
							PJM FACIL PL	1.00
						2305 Supv&adm Salaries Total		9.00
						2405 Clerical Salaries	ADMN ASST3	1.00
							ADMNASST124	1.00
							MAINT CON SP	1.00
						2405 Clerical Salaries Total		3.00
					2 - Classified Salaries Total			76.00
				8150 Ongoing & Major Maintenance Total				76.00
			Restricted Total					76.00
		988 Buildings & Grounds Total						88.00
		989 Custodial Services	Unrestricted	0000 General Purpose-unrestricted	2 - Classified Salaries	2205 Classsuppt Salaries	CDC CUST	6.40
							CUSTODIAN	101.00
							HEAD CUST1	11.20
							HEAD CUST2	6.40
							HEAD CUST3	4.00
							LEAD CUST	36.80
							SW OP UT TEC	1.60
						2205 Classsuppt Salaries Total		167.40
						2305 Supv&adm Salaries	CENT BUS MGR	1.00
							COOD CUS SVC	0.80
							CUST FD SUP	3.00
							ED CUST SVC	0.70
						2305 Supv&adm Salaries Total		5.50
						2405 Clerical Salaries	ADMN ASST3	1.00
							ANALYCUST	1.00
						2405 Clerical Salaries Total		2.00
					2 - Classified Salaries Total			174.90
			Unrestricted Total	0000 General Purpose-unrestricted Total				174.90
			Restricted	3212 ESSER II	2 - Classified Salaries	2205 Classsuppt Salaries	CUS SVE UTTE	1.00
						2205 Classsuppt Salaries Total		1.00
						2305 Supv&adm Salaries	CUST FD SUP	2.00
						2305 Supv&adm Salaries Total		2.00
						2405 Clerical Salaries	ADMNASST2BI	1.00
						2405 Clerical Salaries Total		1.00
					2 - Classified Salaries Total			4.00
				3212 ESSER II Total				4.00
				8150 Onqinq & Major Maintenance	2 - Classified Salaries	2205 Classsuppt Salaries	CDC CUST	1.60
							CUSTODIAN	25.00
							HEAD CUST1	2.80
							HEAD CUST2	1.60

Scope: The purpose of this report is to summarize the budgeted positions funded by Fund, Site Category, Site, Resource Type and Classification.

Sum of FTE Auth Accum								
Fund	Site Type	Site Code	Resource Type	Resource Code	Classification	Object Code	Job Class	Total
01 General Fund	Central Office	989 Custodial Services	Restricted	8150 Ongoing & Major Maintenance	2 - Classified Salaries	2205 Classsuppt Salaries	HEAD CUST3	1.00
							LEAD CUST	9.20
							SW OP UT TEC	0.40
						2205 Classsuppt Salaries Total		41.60
						2305 Supv&adm Salaries	COOD CUS SVC	0.20
							ED CUST SVC	0.30
						2305 Supv&adm Salaries Total		0.50
					2 - Classified Salaries Total			42.10
				8150 Ongoing & Major Maintenance Total				42.10
				9161 Ac Waste Management Authority	2 - Classified Salaries	2305 Supv&adm Salaries	MGR SUSTAIN	0.40
						2305 Supv&adm Salaries Total		0.40
					2 - Classified Salaries Total			0.40
				9161 Ac Waste Management Authority Total				0.40
			Restricted Total					46.50
		989 Custodial Services Total						221.40
		990 Procurement & Distribu	Unrestricted	0000 General Purpose-unrestricted	2 - Classified Salaries	2305 Supv&adm Salaries	CONTRACT ANL	1.00
							SR MGR SUPP	1.00
						2305 Supv&adm Salaries Total		2.00
						2405 Clerical Salaries	BUYER	2.00
							PRO ANALY SR	1.00
						2405 Clerical Salaries Total		3.00
					2 - Classified Salaries Total			5.00
				0000 General Purpose-unrestricted Total				5.00
			Unrestricted Total					5.00
		990 Procurement & Distribution Total						5.00
		991 Food Services	Restricted	3210 ESSER ElemScdrySchlEmgcyRi	2 - Classified Salaries	2305 Supv&adm Salaries	MGR SUSTAIN	0.00
						2305 Supv&adm Salaries Total		0.00
					2 - Classified Salaries Total			0.00
				3210 ESSER ElemScdrySchlEmgcyRelief Total				0.00
			Restricted Total					0.00
		991 Food Services Total						0.00
		992 Warehouse Distribution	Unrestricted	0000 General Purpose-unrestricted	2 - Classified Salaries	2205 Classsuppt Salaries	TRUCK1	7.50
						2205 Classsuppt Salaries Total		7.50
						2405 Clerical Salaries	STOCKCLK	1.00
						2405 Clerical Salaries Total		1.00
					2 - Classified Salaries Total			8.50
				0000 General Purpose-unrestricted Total				8.50
			Unrestricted Total					8.50
			Restricted	3212 ESSER II	2 - Classified Salaries	2405 Clerical Salaries	STOCKCLK	1.00
						2405 Clerical Salaries Total		1.00
					2 - Classified Salaries Total			1.00
			Restricted Total	3212 ESSER II Total				1.00
		992 Warehouse Distribution Total						9.50
		995 Transportation	Unrestricted	0000 General Purpose-unrestricted	2 - Classified Salaries	2205 Classsuppt Salaries	SP TRANSP	1.00
						2205 Classsuppt Salaries Total		1.00
						2305 Supv&adm Salaries	ED TRANSPORT	1.00
						2305 Supv&adm Salaries Total		1.00
					2 - Classified Salaries Total			2.00
				0000 General Purpose-unrestricted Total				2.00
				0720 Unrestricted Transportation	2 - Classified Salaries	2305 Supv&adm Salaries	COOD CLASS	1.00
						2305 Supv&adm Salaries Total		1.00
					2 - Classified Salaries Total			1.00
				0720 Unrestricted Transportation Total				1.00
			Unrestricted Total					3.00
		995 Transportation Total						3.00
		998 School Contingency Fu	Unrestricted	0000 General Purpose-unrestricted	1 - Certificated Salaries	1105 Teachers Salaries	TCHR ED ENHN	0.20
							TCHR REPLACE	9.33
							TCHR STIP	1.00
						1105 Teachers Salaries Total		10.53
						1305 Supv, Admin, Instr Coaches Sal	PRIN ELEM SM	1.00
						1305 Supv, Admin, Instr Coaches Sal Total		1.00
						1905 Othercert Salaries	TCHR REPLACE	0.00
						1905 Othercert Salaries Total		0.00
					1 - Certificated Salaries Total			11.53
					2 - Classified Salaries	2205 Classsuppt Salaries	FACRESTORJUS	0.00
						2205 Classsuppt Salaries Total		0.00
					2 - Classified Salaries Total			0.00
				0000 General Purpose-unrestricted Total				11.53

Scope: The purpose of this report is to summarize the budgeted positons funded by Fund, Site Category, Site, Resource Type and Classification.

Sum of FTE Auth Accum									
Fund	Site Type	Site Code	Resource Type	Resource Code	Classification	Object Code	Job Class	Total	
01 General Fund	Central Office	998 School Contingency Func	Unrestricted Total					11.53	
		998 School Contingency Funds Total						11.53	
	Central Office Total							1,197.72	
	Child Development	803 Burbank State Prescho	Restricted	3307 IDEA Part B Local Ass.Coord	2 - Classified Salaries	2105 Instraides Salaries	PARA EDUCAT	3.20	
						2105 Instraides Salaries Total		3.20	
					2 - Classified Salaries Total			3.20	
				3307 IDEA Part B Local Ass.Coord Total				3.20	
				3310 Se-idea Basic Grant PI94-142	2 - Classified Salaries	2105 Instraides Salaries	ISS	1.60	
						2105 Instraides Salaries Total		1.60	
					2 - Classified Salaries Total			1.60	
				3310 Se-idea Basic Grant PI94-142 Total				1.60	
				3315 Se-idea Preschool Non-ris	1 - Certificated Salaries	1105 Teachers Salaries	TCHR SDC NON	0.00	
						1105 Teachers Salaries Total		0.00	
					1 - Certificated Salaries Total			0.00	
				3315 Se-idea Preschool Non-ris Total				0.00	
				3385 Se-idea Early Intervention Grn	1 - Certificated Salaries	1105 Teachers Salaries	TCHR HEAR IM	0.00	
						1105 Teachers Salaries Total		0.00	
					1 - Certificated Salaries Total			0.00	
					2 - Classified Salaries	2105 Instraides Salaries	PARA EDUCAT	0.40	
						2105 Instraides Salaries Total		0.40	
					2 - Classified Salaries Total			0.40	
				3385 Se-idea Early Intervention Grn Total				0.40	
				6500 Special Education	1 - Certificated Salaries	1105 Teachers Salaries	TCHR HEAR IM	0.00	
							TCHR SDC NON	2.00	
							TCHR SDC SEV	0.00	
						1105 Teachers Salaries Total		2.00	
						1305 Supv, Admin, Instr Coaches Sal	CDC SITE ADM	1.00	
						1305 Supv, Admin, Instr Coaches Sal Total		1.00	
					1 - Certificated Salaries Total			3.00	
					2 - Classified Salaries	2105 Instraides Salaries	PARA EDUCAT	10.80	
						2105 Instraides Salaries Total		10.80	
						2405 Clerical Salaries	ADMNASST124	1.00	
						2405 Clerical Salaries Total		1.00	
					2 - Classified Salaries Total			11.80	
				6500 Special Education Total				14.80	
				6547 SPED Early Interv Preschool	1 - Certificated Salaries	1105 Teachers Salaries	TCHR HEAR IM	1.00	
							TCHR SDC NON	6.00	
							TCHR SDC SEV	6.00	
						1105 Teachers Salaries Total		13.00	
					1 - Certificated Salaries Total			13.00	
				6547 SPED Early Interv Preschool Total				13.00	
			Restricted Total					33.00	
		803 Burbank State Preschool Cdc Total						33.00	
		805 Bella Vista Cdc	Restricted	3010 Title I-Basic Grant Low Income	1 - Certificated Salaries	1105 Teachers Salaries	TCHR CDC	2.00	
						1105 Teachers Salaries Total		2.00	
					1 - Certificated Salaries Total			2.00	
			Restricted Total	3010 Title I-Basic Grant Low Income Total				2.00	
		805 Bella Vista Cdc Total						2.00	
		806 Brookfield Cdc	Restricted	3010 Title I-Basic Grant Low Income	1 - Certificated Salaries	1105 Teachers Salaries	TCHR CDC	1.00	
						1105 Teachers Salaries Total		1.00	
					1 - Certificated Salaries Total			1.00	
			Restricted Total	3010 Title I-Basic Grant Low Income Total				1.00	
		806 Brookfield Cdc Total						1.00	
		809 International Cdc	Restricted	3010 Title I-Basic Grant Low Income	1 - Certificated Salaries	1105 Teachers Salaries	TCHR CDC	3.00	
						1105 Teachers Salaries Total		3.00	
					1 - Certificated Salaries Total			3.00	
			Restricted Total	3010 Title I-Basic Grant Low Income Total				3.00	
		809 International Cdc Total						3.00	
		811 Emerson Cdc	Restricted	3010 Title I-Basic Grant Low Income	1 - Certificated Salaries	1105 Teachers Salaries	TCHR CDC	1.50	
						1105 Teachers Salaries Total		1.50	
					1 - Certificated Salaries Total			1.50	
				3010 Title I-Basic Grant Low Income Total				1.50	
				3310 Se-idea Basic Grant PI94-142	2 - Classified Salaries	2105 Instraides Salaries	ISS	1.60	
						2105 Instraides Salaries Total		1.60	
					2 - Classified Salaries Total			1.60	
				3310 Se-idea Basic Grant PI94-142 Total				1.60	

Scope: The purpose of this report is to summarize the budgeted positions funded by Fund, Site Category, Site, Resource Type and Classification.

Sum of FTE Auth Accum										
Fund	Site Type	Site Code	Resource Type	Resource Code	Classification	Object Code	Job Class	Total		
01 General Fund	Child Development	811 Emerson Cdc	Restricted	6500 Special Education	1 - Certificated Salaries	1105 Teachers Salaries	TCHR SDC SEV	1.00		
						1105 Teachers Salaries Total		1.00		
					1 - Certificated Salaries Total			1.00		
					6500 Special Education Total			1.00		
			Restricted Total						4.10	
			811 Emerson Cdc Total						4.10	
			812 Kaiser Early Childhood	Restricted	3010 Title I-Basic Grant Low Income	1 - Certificated Salaries	1105 Teachers Salaries	TCHR PREK	1.00	
						1105 Teachers Salaries Total		1.00		
					1 - Certificated Salaries Total			1.00		
					3010 Title I-Basic Grant Low Income Total			1.00		
				6500 Special Education	Restricted		1 - Certificated Salaries	1105 Teachers Salaries	TCHR SDC NON	1.00
								1105 Teachers Salaries Total	TCHR SDC SEV	2.00
						1 - Certificated Salaries Total			3.00	
						2 - Classified Salaries		2105 Instraides Salaries	ISS	0.80
						2105 Instraides Salaries Total	PARA EDUCAT	3.20		
						2 - Classified Salaries Total		4.00		
						6500 Special Education Total		7.00		
				6547 SPED Early Interv Preschool	Restricted		1 - Certificated Salaries	1105 Teachers Salaries	TCHR SDC NON	1.00
								1105 Teachers Salaries Total	TCHR SDC SEV	1.00
						1 - Certificated Salaries Total			2.00	
						6547 SPED Early Interv Preschool Total			2.00	
				Restricted Total					10.00	
			812 Kaiser Early Childhood Center Total						10.00	
			815 Highland Cdc	Restricted	3010 Title I-Basic Grant Low Income	1 - Certificated Salaries	1105 Teachers Salaries	TCHR CDC	1.00	
								1105 Teachers Salaries Total		1.00
						1 - Certificated Salaries Total			1.00	
						3010 Title I-Basic Grant Low Income Total			1.00	
				6500 Special Education	Restricted		1 - Certificated Salaries	1105 Teachers Salaries	TCHR SDC NON	1.00
								1105 Teachers Salaries Total		1.00
						1 - Certificated Salaries Total			1.00	
						2 - Classified Salaries		2105 Instraides Salaries	PARA EDUCAT	0.80
						2105 Instraides Salaries Total		0.80		
						2 - Classified Salaries Total		0.80		
						6500 Special Education Total		1.80		
				Restricted Total					2.80	
			815 Highland Cdc Total						2.80	
			817 Jefferson Cdc	Restricted	3010 Title I-Basic Grant Low Income	1 - Certificated Salaries	1105 Teachers Salaries	TCHR CDC	2.00	
								1105 Teachers Salaries Total		2.00
						1 - Certificated Salaries Total			2.00	
						3010 Title I-Basic Grant Low Income Total			2.00	
				Restricted Total					2.00	
			817 Jefferson Cdc Total						2.00	
	819 Centro Infantil De La R	Restricted	3010 Title I-Basic Grant Low Income	1 - Certificated Salaries	1105 Teachers Salaries	TCHR CDC	2.00			
						1105 Teachers Salaries Total		2.00		
				1 - Certificated Salaries Total			2.00			
				3010 Title I-Basic Grant Low Income Total			2.00			
		6500 Special Education	Restricted		1 - Certificated Salaries	1105 Teachers Salaries	TCHR SDC NON	1.00		
						1105 Teachers Salaries Total		1.00		
				1 - Certificated Salaries Total			1.00			
				6500 Special Education Total			1.00			
		Restricted Total					3.00			
	819 Centro Infantil De La Raza Total						3.00			
	820 Laurel Cdc	Restricted	3010 Title I-Basic Grant Low Income	1 - Certificated Salaries	1105 Teachers Salaries	TCHR CDC	2.25			
						1105 Teachers Salaries Total		2.25		
				1 - Certificated Salaries Total			2.25			
				3010 Title I-Basic Grant Low Income Total			2.25			
		Restricted Total					2.25			
	820 Laurel Cdc Total						2.25			
	823 Lockwood Cdc	Restricted	3010 Title I-Basic Grant Low Income	1 - Certificated Salaries	1105 Teachers Salaries	TCHR CDC	2.50			
						1105 Teachers Salaries Total		2.50		
				1 - Certificated Salaries Total			2.50			
				3010 Title I-Basic Grant Low Income Total			2.50			
		6500 Special Education	Restricted		1 - Certificated Salaries	1105 Teachers Salaries	TCHR SDC NON	1.00		
						1105 Teachers Salaries Total	TCHR SDC SEV	1.00		
				1 - Certificated Salaries Total			2.00			
				6500 Special Education Total			2.00			
		1 - Certificated Salaries Total					2.00			

Scope: The purpose of this report is to summarize the budgeted positions funded by Fund, Site Category, Site, Resource Type and Classification.

Sum of FTE Auth Accum								
Fund	Site Type	Site Code	Resource Type	Resource Code	Classification	Object Code	Job Class	Total
01 General Fund	Child Development	823 Lockwood Cdc	Restricted	6500 Special Education	2 - Classified Salaries	2105 Instraides Salaries	PARA EDUCAT	1.60
						2105 Instraides Salaries Total		1.60
					2 - Classified Salaries Total			1.60
				6500 Special Education Total				3.60
			Restricted Total					6.10
		823 Lockwood Cdc Total						6.10
		825 Harriet Tubman Cdc	Restricted	3010 Title I-Basic Grant Low Income	1 - Certificated Salaries	1105 Teachers Salaries	TCHR CDC	1.50
						1105 Teachers Salaries Total		1.50
					1 - Certificated Salaries Total			1.50
				3010 Title I-Basic Grant Low Income Total				1.50
				6500 Special Education	1 - Certificated Salaries	1105 Teachers Salaries	TCHR SDC NON	1.00
						1105 Teachers Salaries Total		1.00
					1 - Certificated Salaries Total			1.00
					2 - Classified Salaries	2105 Instraides Salaries	PARA EDUCAT	0.80
						2105 Instraides Salaries Total		0.80
					2 - Classified Salaries Total			0.80
				6500 Special Education Total				1.80
			Restricted Total					3.30
		825 Harriet Tubman Cdc Total						3.30
		827 Lockwood Pre-k	Restricted	3010 Title I-Basic Grant Low Income	1 - Certificated Salaries	1105 Teachers Salaries	TCHR CDC	1.00
						1105 Teachers Salaries Total		1.00
					1 - Certificated Salaries Total			1.00
				3010 Title I-Basic Grant Low Income Total				1.00
			Restricted Total					1.00
		827 Lockwood Pre-k Total						1.00
		829 Manzanita Cdc	Restricted	3010 Title I-Basic Grant Low Income	1 - Certificated Salaries	1105 Teachers Salaries	TCHR CDC	1.00
						1105 Teachers Salaries Total		1.00
					1 - Certificated Salaries Total			1.00
				3010 Title I-Basic Grant Low Income Total				1.00
			Restricted Total					1.00
		829 Manzanita Cdc Total						1.00
		831 United Nations Early Cl	Restricted	3010 Title I-Basic Grant Low Income	1 - Certificated Salaries	1105 Teachers Salaries	TCHR CDC	2.00
						1105 Teachers Salaries Total	TCHR PREK	1.00
								3.00
					1 - Certificated Salaries Total			3.00
				3010 Title I-Basic Grant Low Income Total				3.00
				6500 Special Education	1 - Certificated Salaries	1105 Teachers Salaries	TCHR SDC SEV	1.00
						1105 Teachers Salaries Total		1.00
					1 - Certificated Salaries Total			1.00
					2 - Classified Salaries	2105 Instraides Salaries	PARA EDUCAT	1.60
						2105 Instraides Salaries Total		1.60
					2 - Classified Salaries Total			1.60
				6500 Special Education Total				2.60
			Restricted Total					5.60
		831 United Nations Early Childhood Total						5.60
		840 Hintil Kuu Ca	Restricted	6500 Special Education	1 - Certificated Salaries	1105 Teachers Salaries	TCHR SDC NON	1.00
						1105 Teachers Salaries Total		1.00
					1 - Certificated Salaries Total			1.00
					2 - Classified Salaries	2105 Instraides Salaries	PARA EDUCAT	0.80
						2105 Instraides Salaries Total		0.80
					2 - Classified Salaries Total			0.80
				6500 Special Education Total				1.80
			Restricted Total					1.80
		840 Hintil Kuu Ca Total						1.80
		860 Allendale Cdc	Restricted	6500 Special Education	2 - Classified Salaries	2105 Instraides Salaries	PARA EDUCAT	0.80
						2105 Instraides Salaries Total		0.80
					2 - Classified Salaries Total			0.80
				6500 Special Education Total				0.80
			Restricted Total					0.80
		860 Allendale Cdc Total						0.80
		861 Woodland Cdc	Restricted	6500 Special Education	1 - Certificated Salaries	1105 Teachers Salaries	TCHR SDC NON	1.00
						1105 Teachers Salaries Total		1.00
					1 - Certificated Salaries Total			1.00
					2 - Classified Salaries	2105 Instraides Salaries	PARA EDUCAT	1.60
						2105 Instraides Salaries Total		1.60
					2 - Classified Salaries Total			1.60
				6500 Special Education Total				2.60
			Restricted Total					2.60
		861 Woodland Cdc Total						2.60

Scope: The purpose of this report is to summarize the budgeted positons funded by Fund, Site Category, Site, Resource Type and Classification.

Sum of FTE Auth Accum													
Fund	Site Type	Site Code	Resource Type	Resource Code	Classification	Object Code	Job Class	Total					
01 General Fund	Child Development	862 Fruitvale Pre-kindergart	Restricted	3010 Title I-Basic Grant Low Income	1 - Certificated Salaries	1105 Teachers Salaries	TCHR CDC	1.00					
						1105 Teachers Salaries Total		1.00					
						1 - Certificated Salaries Total		1.00					
						3010 Title I-Basic Grant Low Income Total		1.00					
						Restricted Total		1.00					
						862 Fruitvale Pre-kindergarten Total		1.00					
						Child Development Total		86.35					
					Parochial	802 Arroyo Viejo	Restricted	3010 Title I-Basic Grant Low Income	1 - Certificated Salaries	1105 Teachers Salaries	TCHR CDC	1.00	
										1105 Teachers Salaries Total		1.00	
										1 - Certificated Salaries Total		1.00	
										3010 Title I-Basic Grant Low Income Total		1.00	
										Restricted Total		1.00	
										802 Arroyo Viejo Total		1.00	
										Parochial Total		1.00	
									High School	301 Castlemont High Schoo	Unrestricted	0000 General Purpose-unrestricted	1 - Certificated Salaries
		1105 Teachers Salaries Total		26.55									
		1305 Supv, Admin, Instr Coaches Sal AP HIGH		1.00									
		DIR COMP HS		1.00									
		1305 Supv, Admin, Instr Coaches Sal Total		2.00									
		1 - Certificated Salaries Total		28.55									
		2 - Classified Salaries	2205 Classssupt Salaries	ATTEND SP									1.00
			2205 Classssupt Salaries Total										1.00
			2405 Clerical Salaries	ADMNASST3B	0.90								
			2405 Clerical Salaries Total		0.90								
		2 - Classified Salaries Total		1.90									
		0000 General Purpose-unrestricted Total		30.45									
		0002 Unrestricted Supplemental	1 - Certificated Salaries	1105 Teachers Salaries	TCHR 11M 12P	1.00							
				TCHR STIP		0.00							
				1105 Teachers Salaries Total		1.00							
				1119 Teacher On Spec Assin School	TCHR 11M 12P	0.45							
				1119 Teacher On Spec Assin School Total		0.45							
			1 - Certificated Salaries Total		1.45								
			2 - Classified Salaries	2205 Classssupt Salaries	ATTEND COML	0.50							
				SP REFUGE		1.00							
				2205 Classssupt Salaries Total		1.50							
				2405 Clerical Salaries	ADMNASST3B	0.10							
				CASE MGR24		0.50							
				2405 Clerical Salaries Total		0.60							
			2 - Classified Salaries Total		2.10								
			0002 Unrestricted Supplemental Total		3.55								
			0004 Central Concentration	1 - Certificated Salaries	1105 Teachers Salaries	TCHR 11M 12P	6.50						
				1105 Teachers Salaries Total		6.50							
				1205 Pupilsupt Salaries	SOC WRKR	0.50							
				1205 Pupilsupt Salaries Total		0.50							
				1305 Supv, Admin, Instr Coaches Sal AP HIGH		1.00							
			1305 Supv, Admin, Instr Coaches Sal Total		1.00								
		1 - Certificated Salaries Total		8.00									
		2 - Classified Salaries	2205 Classssupt Salaries	ATTEND COML	0.50								
			2205 Classssupt Salaries Total		0.50								
			2305 Supv&adm Salaries	PM COMMU SCH	1.00								
			2305 Supv&adm Salaries Total		1.00								
			2405 Clerical Salaries	CASE MGR24	0.50								
			2405 Clerical Salaries Total		0.50								
		2 - Classified Salaries Total		2.00									
		0004 Central Concentration Total		10.00									
		0006 S&C Carryover	1 - Certificated Salaries	1305 Supv, Admin, Instr Coaches Sal DIR COMP HS	1.00								
				1305 Supv, Admin, Instr Coaches Sal Total	1.00								
			1 - Certificated Salaries Total		1.00								
		0006 S&C Carryover Total		1.00									
		Unrestricted Total		45.00									
	Restricted	3010 Title I-Basic Grant Low Income	1 - Certificated Salaries	1105 Teachers Salaries	1105 Teachers Salaries Total	TCHR STIP	1.00						
								1 - Certificated Salaries Total		1.00			
								2 - Classified Salaries	2405 Clerical Salaries	CASE MGR24	0.50		
									2405 Clerical Salaries Total		0.50		
								2 - Classified Salaries Total		0.50			
		3010 Title I-Basic Grant Low Income Total		1.50									
		3182 ESSA: Comp Support & Improvi	2 - Classified Salaries	2205 Classssupt Salaries	NEWCOM ASST	1.00							
					SITE LIA WRK	0.50							

Scope: The purpose of this report is to summarize the budgeted positions funded by Fund, Site Category, Site, Resource Type and Classification.

Sum of FTE Auth Accum								
Fund	Site Type	Site Code	Resource Type	Resource Code	Classification	Object Code	Job Class	Total
01 General Fund	High School	301 Castlemont High School	Restricted	3182 ESSA: Comp Support & Improvmt	2 - Classified Salaries	2205 Classssuppt Salaries Total		1.50
					2 - Classified Salaries Total			1.50
				3182 ESSA: Comp Support & Improvmt Total				1.50
				3217 Expanded Learning GEER II	2 - Classified Salaries	2205 Classssuppt Salaries	COM RELAST2B	1.00
					2 - Classified Salaries Total	2205 Classssuppt Salaries Total		1.00
				3217 Expanded Learning GEER II Total				1.00
				3219 ELO ESSER III St Resv LL	2 - Classified Salaries	2205 Classssuppt Salaries	COMM ASSTBI	1.00
					2 - Classified Salaries Total	2205 Classssuppt Salaries Total		1.00
				3219 ELO ESSER III St Resv LL Total		2405 Clerical Salaries	CASE MGR20	2.00
				3310 Se-idea Basic Grant PI94-142	2 - Classified Salaries	2405 Clerical Salaries Total		2.00
					2 - Classified Salaries Total			3.00
				3219 ELO ESSER III St Resv LL Total				3.00
				3310 Se-idea Basic Grant PI94-142 Total	2 - Classified Salaries	2105 Instraides Salaries	ISS	2.40
				6332 CCSPP Implementation Grant	2 - Classified Salaries	2105 Instraides Salaries Total		2.40
					2 - Classified Salaries Total			2.40
				6332 CCSPP Implementation Grant Total		2405 Clerical Salaries	LIA FAM PAR	1.00
				6500 Special Education	1 - Certificated Salaries	2405 Clerical Salaries Total		1.00
					1 - Certificated Salaries Total			1.00
				6500 Special Education Total		1105 Teachers Salaries	TCHR 11M 12P	9.00
				7425 Expanded Learning Opp Prop98	1 - Certificated Salaries	1105 Teachers Salaries Total		9.00
					1 - Certificated Salaries Total			9.00
					2 - Classified Salaries	2105 Instraides Salaries	ISS	0.80
					2 - Classified Salaries Total	2105 Instraides Salaries Total	PARA EDUCAT	4.80
				6500 Special Education Total				5.60
				7425 Expanded Learning Opp Prop98	1 - Certificated Salaries			14.60
					1 - Certificated Salaries Total	1305 Supv, Admin, Instr Coaches Sal	DIR COMP HS	0.00
					2 - Classified Salaries	1305 Supv, Admin, Instr Coaches Sal Total		0.00
					2 - Classified Salaries Total			0.00
				7425 Expanded Learning Opp Prop98 Total		2205 Classssuppt Salaries	COMM ASSTBI	0.00
				9283 Salesforce.org	1 - Certificated Salaries	2205 Classssuppt Salaries Total		0.00
					1 - Certificated Salaries Total			0.00
				9283 Salesforce.org Total		1205 Pupilsuppt Salaries	SOC WRKR	0.50
				9333 Measure N	1 - Certificated Salaries	1205 Pupilsuppt Salaries Total		0.50
					1 - Certificated Salaries Total			0.50
					2 - Classified Salaries	1105 Teachers Salaries	TCHR 11M 12P	1.00
					2 - Classified Salaries Total	1105 Teachers Salaries Total		1.00
					2 - Classified Salaries	2205 Classssuppt Salaries	SITE LIA WRK	0.50
					2 - Classified Salaries Total		SP COL&CAR	1.00
						2205 Classssuppt Salaries Total		1.50
						2305 Supv&adm Salaries	C&C PATH CCH	0.50
						2305 Supv&adm Salaries Total		0.50
						2405 Clerical Salaries	CASE MGR24	0.50
						2405 Clerical Salaries Total		0.50
					2 - Classified Salaries Total			2.50
				9333 Measure N Total				3.50
					Restricted Total			29.00
		301 Castlemont High School Total						74.00
		302 Fremont High School	Unrestricted	0000 General Purpose-unrestricted	1 - Certificated Salaries	1105 Teachers Salaries	TCHR 11M 12P	42.70
					1 - Certificated Salaries Total	1105 Teachers Salaries Total		42.70
					2 - Classified Salaries	1305 Supv, Admin, Instr Coaches Sal	AP HIGH	2.00
					2 - Classified Salaries Total	1305 Supv, Admin, Instr Coaches Sal Total	DIR COMP HS	1.00
								3.00
					1 - Certificated Salaries Total			45.70
					2 - Classified Salaries	2205 Classssuppt Salaries	ATTEND SP BI	0.50
					2 - Classified Salaries Total		COM RELAST2B	0.50
						2205 Classssuppt Salaries Total		1.00
						2405 Clerical Salaries	ADMNASST3B	1.00
							CLK BIL	1.00
						2405 Clerical Salaries Total		2.00
					2 - Classified Salaries Total			3.00
				0000 General Purpose-unrestricted Total				48.70
				0002 Unrestricted Supplemental	1 - Certificated Salaries	1105 Teachers Salaries	TCHR 11M 12P	5.50

Scope: The purpose of this report is to summarize the budgeted positons funded by Fund, Site Category, Site, Resource Type and Classification.

Sum of FTE Auth Accum													
Fund	Site Type	Site Code	Resource Type	Resource Code	Classification	Object Code	Job Class	Total					
01 General Fund	High School	302 Fremont High School	Unrestricted	0002 Unrestricted Supplemental	1 - Certificated Salaries	1105 Teachers Salaries Total		5.50					
						1119 Teacher On Spec Assin School TSA CLA 11M		1.00					
						1119 Teacher On Spec Assin School Total		1.00					
					1 - Certificated Salaries Total			6.50					
					2 - Classified Salaries	2205 Classsuppt Salaries	CASE MGR24	0.00					
							PE ATTEND	2.00					
						2205 Classsuppt Salaries Total		2.00					
						2405 Clerical Salaries	CASE MGR24	0.30					
						2405 Clerical Salaries Total		0.30					
					2 - Classified Salaries Total			2.30					
								8.80					
						0002 Unrestricted Supplemental Total							
						0004 Central Concentration		1 - Certificated Salaries	1105 Teachers Salaries	TCHR 11M 12P		4.70	
									1105 Teachers Salaries Total			4.70	
									1205 Pupilsuppt Salaries	SOC WRKR		0.50	
									1205 Pupilsuppt Salaries Total			0.50	
									1305 Supv, Admin, Instr Coaches Sal AP HIGH			1.00	
									1305 Supv, Admin, Instr Coaches Sal Total			1.00	
								1 - Certificated Salaries Total				6.20	
								2 - Classified Salaries	2205 Classsuppt Salaries	FACRESTORJUS		1.00	
									2205 Classsuppt Salaries Total			1.00	
									2405 Clerical Salaries	CASE MGR24		0.70	
									2405 Clerical Salaries Total			0.70	
								2 - Classified Salaries Total				1.70	
												1.70	
									0004 Central Concentration Total			7.90	
								Unrestricted Total				65.40	
								Restricted	3010 Title I-Basic Grant Low Income	1 - Certificated Salaries	1105 Teachers Salaries	TCHR 11M 12P	0.60
												TCHR STIP	2.00
													2.60
										1 - Certificated Salaries Total			2.60
										2 - Classified Salaries	2205 Classsuppt Salaries	ATTEND COML	1.00
											2205 Classsuppt Salaries Total		1.00
										2 - Classified Salaries Total			1.00
									3010 Title I-Basic Grant Low Income Total				3.60
									3182 ESSA: Comp Support & Improvi	1 - Certificated Salaries	1105 Teachers Salaries	TCHR STIP	1.00
											1105 Teachers Salaries Total		1.00
										1 - Certificated Salaries Total			1.00
									3182 ESSA: Comp Support & Improvmt Total				1.00
									3219 ELO ESSER III St Resv LL	2 - Classified Salaries	2405 Clerical Salaries	CASE MGR24	2.00
											2405 Clerical Salaries Total		2.00
										2 - Classified Salaries Total			2.00
									3219 ELO ESSER III St Resv LL Total				2.00
									3310 Se-idea Basic Grant PI94-142	2 - Classified Salaries	2105 Instraides Salaries	ISS	1.60
											2105 Instraides Salaries Total		1.60
										2 - Classified Salaries Total			1.60
									3310 Se-idea Basic Grant PI94-142 Total				1.60
				6332 CCSPP Implementation Grant	2 - Classified Salaries	2305 Supv&adm Salaries	PM COMMU SCH	1.00					
						2305 Supv&adm Salaries Total		1.00					
					2 - Classified Salaries Total			1.00					
				6332 CCSPP Implementation Grant Total				1.00					
				6500 Special Education	1 - Certificated Salaries	1105 Teachers Salaries	TCHR 11M 12P	8.00					
							TCHR RSP	1.00					
						1105 Teachers Salaries Total		9.00					
					1 - Certificated Salaries Total			9.00					
					2 - Classified Salaries	2105 Instraides Salaries	PARA EDUCAT	3.20					
						2105 Instraides Salaries Total		3.20					
					2 - Classified Salaries Total			3.20					
				6500 Special Education Total				12.20					
				7425 Expanded Learning Opp Prop98	2 - Classified Salaries	2405 Clerical Salaries	CASE MGR24	0.00					
						2405 Clerical Salaries Total		0.00					
					2 - Classified Salaries Total			0.00					
				7425 Expanded Learning Opp Prop98 Total				0.00					
				9283 Salesforce.org	1 - Certificated Salaries	1205 Pupilsuppt Salaries	SOC WRKR	0.50					
						1205 Pupilsuppt Salaries Total		0.50					
					1 - Certificated Salaries Total			0.50					
				9283 Salesforce.org Total				0.50					
				9333 Measure N	1 - Certificated Salaries	1105 Teachers Salaries	TCHR 11M 12P	4.50					
							TCHR STIP	1.00					
						1105 Teachers Salaries Total		5.50					
						1205 Pupilsuppt Salaries	COUNSELOR	0.60					

Scope: The purpose of this report is to summarize the budgeted positons funded by Fund, Site Category, Site, Resource Type and Classification.

Sum of FTE Auth Accum								
Fund	Site Type	Site Code	Resource Type	Resource Code	Classification	Object Code	Job Class	Total
01 General Fund	High School	302 Fremont High School	Restricted	9333 Measure N	1 - Certificated Salaries	1205 Pupilsuppt Salaries Total		0.60
					1 - Certificated Salaries Total			6.10
					2 - Classified Salaries	2205 Classsuppt Salaries	SP COL&CAR	1.00
						2205 Classsuppt Salaries Total		1.00
					2 - Classified Salaries Total			1.00
				9333 Measure N Total				7.10
			Restricted Total					29.00
		302 Fremont High School Total						94.40
		303 McClymonds High Schc	Unrestricted	0000 General Purpose-unrestricted	1 - Certificated Salaries	1105 Teachers Salaries	TCHR 11M 12P	11.10
						1105 Teachers Salaries Total		11.10
						1305 Supv, Admin, Instr Coaches Sal DIR COMP HS		1.00
						1305 Supv, Admin, Instr Coaches Sal Total		1.00
					1 - Certificated Salaries Total			12.10
					2 - Classified Salaries	2205 Classsuppt Salaries	ATTEND SP	0.50
						2205 Classsuppt Salaries Total		0.50
						2405 Clerical Salaries	ADMN ASST3	1.00
							SEC HIGH	0.50
					2 - Classified Salaries Total	2405 Clerical Salaries Total		1.50
								2.00
				0000 General Purpose-unrestricted Total				14.10
				0002 Unrestricted Supplemental	1 - Certificated Salaries	1119 Teacher On Spec Assin School TSA CLA 12M		1.00
						1119 Teacher On Spec Assin School Total		1.00
					1 - Certificated Salaries Total			1.00
					2 - Classified Salaries	2205 Classsuppt Salaries	SP BEHAVIOR	0.10
						2205 Classsuppt Salaries Total		0.10
						2405 Clerical Salaries	OUT CONSULT	0.50
					2 - Classified Salaries Total	2405 Clerical Salaries Total		0.50
								0.60
				0002 Unrestricted Supplemental Total				1.60
				0004 Central Concentration	1 - Certificated Salaries	1105 Teachers Salaries	TCHR 11M 12P	1.00
							TCHR STR ENG	1.00
					1 - Certificated Salaries Total	1105 Teachers Salaries Total		2.00
					2 - Classified Salaries	2405 Clerical Salaries	OUT CONSULT	1.50
					2 - Classified Salaries Total	2405 Clerical Salaries Total		1.50
								1.50
				0004 Central Concentration Total				3.50
				0006 S&C Carryover	1 - Certificated Salaries	1105 Teachers Salaries	TCHR 11M 12P	2.00
						1105 Teachers Salaries Total		2.00
						1305 Supv, Admin, Instr Coaches Sal AP HIGH		1.00
						1305 Supv, Admin, Instr Coaches Sal Total		1.00
					1 - Certificated Salaries Total			3.00
				0006 S&C Carryover Total				3.00
			Unrestricted Total					22.20
			Restricted	3010 Title I-Basic Grant Low Income	2 - Classified Salaries	2205 Classsuppt Salaries	SP BEHAVIOR	0.90
						2205 Classsuppt Salaries Total		0.90
					2 - Classified Salaries Total			0.90
				3010 Title I-Basic Grant Low Income Total				0.90
				3212 ESSER II	1 - Certificated Salaries	1105 Teachers Salaries	TCHR 11M 12P	1.00
						1105 Teachers Salaries Total		1.00
					1 - Certificated Salaries Total			1.00
				3212 ESSER II Total				1.00
				3213 ESSER III	1 - Certificated Salaries	1105 Teachers Salaries	TCHR STIP	1.00
						1105 Teachers Salaries Total		1.00
					1 - Certificated Salaries Total			1.00
				3213 ESSER III Total				1.00
				3216 ELO Esser II St Reserve	2 - Classified Salaries	2205 Classsuppt Salaries	FACRESTORJUS	1.00
						2205 Classsuppt Salaries Total		1.00
					2 - Classified Salaries Total			1.00
				3216 ELO Esser II St Reserve Total				1.00
				3219 ELO ESSER III St Resv LL	2 - Classified Salaries	2205 Classsuppt Salaries	CULTU KEEPER	1.00
						2205 Classsuppt Salaries Total		1.00
					2 - Classified Salaries Total			1.00
				3219 ELO ESSER III St Resv LL Total				1.00
				6500 Special Education	1 - Certificated Salaries	1105 Teachers Salaries	TCHR 11M 12P	3.50
						1105 Teachers Salaries Total		3.50
						1119 Teacher On Spec Assin School TCHR 11M 12P		0.50
						1119 Teacher On Spec Assin School Total		0.50
					1 - Certificated Salaries Total			4.00

Scope: The purpose of this report is to summarize the budgeted positons funded by Fund, Site Category, Site, Resource Type and Classification.

Sum of FTE Auth Accum								
Fund	Site Type	Site Code	Resource Type	Resource Code	Classification	Object Code	Job Class	Total
01 General Fund	High School	303 McClymonds High Sch	Restricted	6500 Special Education	2 - Classified Salaries	2105 Instraides Salaries	ISS	0.80
							PARA EDUCAT	4.00
						2105 Instraides Salaries Total		4.80
					2 - Classified Salaries Total			4.80
				6500 Special Education Total				8.80
				9333 Measure N	1 - Certificated Salaries	1105 Teachers Salaries	TCHR 11M 12P	1.90
						1105 Teachers Salaries Total		1.90
					1 - Certificated Salaries Total			1.90
					2 - Classified Salaries	2305 Supv&adm Salaries	COOD CLASS	0.15
						2305 Supv&adm Salaries Total		0.15
					2 - Classified Salaries Total			0.15
				9333 Measure N Total				2.05
				9334 Measure G, Parcel Tax	1 - Certificated Salaries	1105 Teachers Salaries	TCHR STR ENG	1.00
						1105 Teachers Salaries Total		1.00
					1 - Certificated Salaries Total			1.00
					2 - Classified Salaries	2305 Supv&adm Salaries	COOD CLASS	0.35
						2305 Supv&adm Salaries Total		0.35
					2 - Classified Salaries Total			0.35
				9334 Measure G, Parcel Tax Total				1.35
			Restricted Total					17.10
		303 McClymonds High School Total						39.30
		304 Oakland High School	Unrestricted	0000 General Purpose-unrestricted	1 - Certificated Salaries	1105 Teachers Salaries	TCHR DEPT HD	5.00
							TCHR STR ENG	45.30
						1105 Teachers Salaries Total		50.30
						1119 Teacher On Spec Assin School	TSA CLA 11M	6.00
						1119 Teacher On Spec Assin School Total		6.00
						1305 Supv, Admin, Instr Coaches Sal	AP HIGH	2.00
							DIR COMP HS	1.00
						1305 Supv, Admin, Instr Coaches Sal Total		3.00
					1 - Certificated Salaries Total			59.30
					2 - Classified Salaries	2205 Classsuppt Salaries	ATTEND SP	1.00
							ATTEND SP BI	1.00
							PE ATTEND	0.26
						2205 Classsuppt Salaries Total		2.26
						2405 Clerical Salaries	ADMN ASST 2	1.00
							ADMNASST124	1.00
							TEXT CLK	1.00
						2405 Clerical Salaries Total		3.00
					2 - Classified Salaries Total			5.26
				0000 General Purpose-unrestricted Total				64.56
				0002 Unrestricted Supplemental	1 - Certificated Salaries	1105 Teachers Salaries	TCHR DEPT HD	0.60
							TCHR STIP	1.00
							TCHR STR ENG	5.24
						1105 Teachers Salaries Total		6.84
					1 - Certificated Salaries Total			6.84
					2 - Classified Salaries	2205 Classsuppt Salaries	LIFEGUARD	1.00
							PE ATTEND	1.74
						2205 Classsuppt Salaries Total		2.74
						2405 Clerical Salaries	ADMNAST1B24	0.30
						2405 Clerical Salaries Total		0.30
					2 - Classified Salaries Total			3.04
				0002 Unrestricted Supplemental Total				9.88
				0004 Central Concentration	1 - Certificated Salaries	1105 Teachers Salaries	TCHR STR ENG	4.30
						1105 Teachers Salaries Total		4.30
						1205 Pupilsuppt Salaries	SOC WRKR	0.50
						1205 Pupilsuppt Salaries Total		0.50
						1305 Supv, Admin, Instr Coaches Sal	AP HIGH	1.00
						1305 Supv, Admin, Instr Coaches Sal Total		1.00
					1 - Certificated Salaries Total			5.80
					2 - Classified Salaries	2205 Classsuppt Salaries	SP COL&CAR	1.00
						2205 Classsuppt Salaries Total		1.00
						2405 Clerical Salaries	CASE MGR20	1.20
						2405 Clerical Salaries Total		1.20
					2 - Classified Salaries Total			2.20
				0004 Central Concentration Total				8.00
			Unrestricted Total					82.44
			Restricted	3010 Title I-Basic Grant Low Income	1 - Certificated Salaries	1105 Teachers Salaries	TCHR DEPT HD	0.40
							TCHR STR ENG	3.80
						1105 Teachers Salaries Total		4.20

Scope: The purpose of this report is to summarize the budgeted positions funded by Fund, Site Category, Site, Resource Type and Classification.

Sum of FTE Auth Accum								
Fund	Site Type	Site Code	Resource Type	Resource Code	Classification	Object Code	Job Class	Total
01 General Fund	High School	304 Oakland High School	Restricted	3010 Title I-Basic Grant Low Income	1 - Certificated Salaries Total			4.20
					2 - Classified Salaries	2205 Classsuppt Salaries	NEWCOM ASST	0.50
						2205 Classsuppt Salaries Total		0.50
					2 - Classified Salaries Total			0.50
				3010 Title I-Basic Grant Low Income Total				4.70
				3218 ELO ESSER III St Resv Emergn	2 - Classified Salaries	2405 Clerical Salaries	CASE MGR24	1.00
						2405 Clerical Salaries Total		1.00
					2 - Classified Salaries Total			1.00
				3218 ELO ESSER III St Resv Emergncy Total				1.00
				3219 ELO ESSER III St Resv LL	2 - Classified Salaries	2405 Clerical Salaries	CASE MGR20	1.00
						2405 Clerical Salaries Total		1.00
					2 - Classified Salaries Total			1.00
				3219 ELO ESSER III St Resv LL Total				1.00
				3310 Se-idea Basic Grant PI94-142	2 - Classified Salaries	2105 Instraides Salaries	ISS	1.60
						2105 Instraides Salaries Total	PARA EDUCAT	0.80
					2 - Classified Salaries Total			2.40
				3310 Se-idea Basic Grant PI94-142 Total				2.40
				6385 Riverside Commuity College	2 - Classified Salaries	2405 Clerical Salaries	ADMNAST1B24	0.15
						2405 Clerical Salaries Total		0.15
					2 - Classified Salaries Total			0.15
				6385 Riverside Commuity College Total				0.15
				6500 Special Education	1 - Certificated Salaries	1105 Teachers Salaries	TCHR RSP	5.00
							TCHR SDC NON	5.00
							TCHR SDC SEV	3.00
						1105 Teachers Salaries Total		13.00
					1 - Certificated Salaries Total			13.00
					2 - Classified Salaries	2105 Instraides Salaries	PARA EDUCAT	9.60
						2105 Instraides Salaries Total		9.60
					2 - Classified Salaries Total			9.60
				6500 Special Education Total				22.60
				7220 Partnership Academy Program	2 - Classified Salaries	2405 Clerical Salaries	ADMNAST1B24	0.15
						2405 Clerical Salaries Total		0.15
					2 - Classified Salaries Total			0.15
				7220 Partnership Academy Program Total				0.15
				7425 Expanded Learning Opp Prop98	2 - Classified Salaries	2405 Clerical Salaries	CASE MGR24	0.00
						2405 Clerical Salaries Total		0.00
					2 - Classified Salaries Total			0.00
				7425 Expanded Learning Opp Prop98 Total				0.00
				9283 Salesforce.org	1 - Certificated Salaries	1205 Pupilsuppt Salaries	SOC WRKR	0.50
						1205 Pupilsuppt Salaries Total		0.50
					1 - Certificated Salaries Total			0.50
				9283 Salesforce.org Total				0.50
				9333 Measure N	1 - Certificated Salaries	1105 Teachers Salaries	TCHR STR ENG	2.36
						1105 Teachers Salaries Total		2.36
						1205 Pupilsuppt Salaries	COUNSELOR	1.60
						1205 Pupilsuppt Salaries Total		1.60
						1305 Supv, Admin, Instr Coaches Sal AP HIGH		1.00
						1305 Supv, Admin, Instr Coaches Sal Total		1.00
					1 - Certificated Salaries Total			4.96
					2 - Classified Salaries	2205 Classsuppt Salaries	SITE LIA WRK	1.00
						2205 Classsuppt Salaries Total		1.00
						2305 Supv&adm Salaries	C&C PATH CCH	0.50
						2305 Supv&adm Salaries Total		0.50
						2405 Clerical Salaries	ADMNAST1B24	0.40
							CASE MGR20	2.80
							CASE MGR24	1.00
						2405 Clerical Salaries Total		4.20
					2 - Classified Salaries Total			5.70
				9333 Measure N Total				10.66
					Restricted Total			43.16
		304 Oakland High School Total						125.60
		305 Oakland Tech High Sch	Unrestricted	0000 General Purpose-unrestricted	1 - Certificated Salaries	1105 Teachers Salaries	TCHR DEPT HD	6.80
							TCHR STR ENG	62.45
						1105 Teachers Salaries Total		69.25
						1305 Supv, Admin, Instr Coaches Sal AP HIGH		4.00
							DIR COMP HS	1.00
						1305 Supv, Admin, Instr Coaches Sal Total		5.00
					1 - Certificated Salaries Total			74.25

Scope: The purpose of this report is to summarize the budgeted positions funded by Fund, Site Category, Site, Resource Type and Classification.

Sum of FTE Auth Accum												
Fund	Site Type	Site Code	Resource Type	Resource Code	Classification	Object Code	Job Class	Total				
01 General Fund	High School	305 Oakland Tech High Sch	Unrestricted	0000 General Purpose-unrestricted	2 - Classified Salaries	2205 Classsuppt Salaries	ATTEND SP	2.00				
								ATTEND SP BI	0.40			
									2.40			
								2405 Clerical Salaries	ADMNASST124	1.00		
									ADMNASST2 BI	0.60		
								2405 Clerical Salaries Total		1.60		
								2 - Classified Salaries Total		4.00		
								0000 General Purpose-unrestricted Total		78.25		
								0002 Unrestricted Supplemental	1 - Certificated Salaries	1105 Teachers Salaries	TCHR STR ENG	7.00
										1105 Teachers Salaries Total		7.00
										1119 Teacher On Spec Assin School	TSA CLA 11M	1.00
										1119 Teacher On Spec Assin School Total		1.00
									1 - Certificated Salaries Total		8.00	
									2 - Classified Salaries	2205 Classsuppt Salaries	FACRESTORJUS	0.20
										2205 Classsuppt Salaries Total		0.20
								2 - Classified Salaries Total		0.20		
								0002 Unrestricted Supplemental Total		8.20		
								0004 Central Concentration	1 - Certificated Salaries	1105 Teachers Salaries	TCHR DEPT HD	1.00
										TCHR STR ENG	2.00	
										1105 Teachers Salaries Total	3.00	
								1 - Certificated Salaries Total		3.00		
								2 - Classified Salaries	2205 Classsuppt Salaries	FACRESTORJUS	0.80	
									2205 Classsuppt Salaries Total		0.80	
									2305 Supv&adm Salaries	PM COMMU SCH	1.00	
									2305 Supv&adm Salaries Total		1.00	
								2 - Classified Salaries Total		1.80		
								0004 Central Concentration Total		4.80		
							Unrestricted Total			91.25		
							Restricted	3010 Title I-Basic Grant Low Income	1 - Certificated Salaries	1105 Teachers Salaries	TCHR DEPT HD	0.20
										TCHR STR ENG	1.40	
										1105 Teachers Salaries Total	1.60	
										1119 Teacher On Spec Assin School	TSA CLA 11M	1.00
										1119 Teacher On Spec Assin School Total	1.00	
								1 - Certificated Salaries Total		2.60		
								3010 Title I-Basic Grant Low Income Total		2.60		
								3212 ESSER II	1 - Certificated Salaries	1105 Teachers Salaries	TCHR STIP	1.00
										1105 Teachers Salaries Total	1.00	
								1 - Certificated Salaries Total		1.00		
								3212 ESSER II Total		1.00		
								3218 ELO ESSER III St Resv Emergn	1 - Certificated Salaries	1105 Teachers Salaries	TCHR STIP	1.00
										1105 Teachers Salaries Total	1.00	
								1 - Certificated Salaries Total		1.00		
								3218 ELO ESSER III St Resv Emergency Total		1.00		
								3219 ELO ESSER III St Resv LL	2 - Classified Salaries	2205 Classsuppt Salaries	CULTU KEEPER	1.00
										2205 Classsuppt Salaries Total	1.00	
				2 - Classified Salaries Total		1.00						
				3219 ELO ESSER III St Resv LL Total		1.00						
				3310 Se-idea Basic Grant PI94-142	2 - Classified Salaries	2105 Instraides Salaries	ISS	8.80				
							PARA EDUCAT	1.60				
						2105 Instraides Salaries Total	10.40					
				2 - Classified Salaries Total		10.40						
				3310 Se-idea Basic Grant PI94-142 Total		10.40						
				6385 Riverside Community College	1 - Certificated Salaries	1105 Teachers Salaries	TCHR STR ENG	0.20				
						1105 Teachers Salaries Total	0.20					
				1 - Certificated Salaries Total		0.20						
				6385 Riverside Community College Total		0.20						
				6500 Special Education	1 - Certificated Salaries	1105 Teachers Salaries	TCHR RSP	3.00				
							TCHR SDC NON	7.00				
							TCHR SDC SEV	4.00				
						1105 Teachers Salaries Total	14.00					
				1 - Certificated Salaries Total		14.00						
				2 - Classified Salaries	2105 Instraides Salaries	IA SPED	0.80					
							ISS	0.80				
							PARA EDUCAT	4.80				
						2105 Instraides Salaries Total	6.40					
				2 - Classified Salaries Total		6.40						
				6500 Special Education Total		20.40						
				7220 Partnership Academy Program	1 - Certificated Salaries	1105 Teachers Salaries	TCHR STR ENG	0.40				
						1105 Teachers Salaries Total	0.40					

Scope: The purpose of this report is to summarize the budgeted positions funded by Fund, Site Category, Site, Resource Type and Classification.

Sum of FTE Auth Accum								
Fund	Site Type	Site Code	Resource Type	Resource Code	Classification	Object Code	Job Class	Total
01 General Fund	High School	305 Oakland Tech High School	Restricted	7220 Partnership Academy Program	1 - Certificated Salaries Total			0.40
				7220 Partnership Academy Program Total				0.40
				9333 Measure N	1 - Certificated Salaries			
						1105 Teachers Salaries	TCHR STR ENG	4.05
						1105 Teachers Salaries Total		4.05
						1205 Pupilsuppt Salaries	COUNSELOR	1.00
						1205 Pupilsuppt Salaries Total		1.00
						1305 Supv, Admin, Instr Coaches Sal	AP HIGH	1.00
						1305 Supv, Admin, Instr Coaches Sal Total		1.00
					1 - Certificated Salaries Total			6.05
					2 - Classified Salaries			
						2205 Classsuppt Salaries	SITE LIA WRK SP COL&CAR	1.00 2.00
						2205 Classsuppt Salaries Total		3.00
						2305 Supv&adm Salaries	C&C PATH CCH	0.50
						2305 Supv&adm Salaries Total		0.50
						2405 Clerical Salaries	ADMNASST2 BI	0.40
						2405 Clerical Salaries Total		0.40
					2 - Classified Salaries Total			3.90
				9333 Measure N Total				9.95
				9334 Measure G, Parcel Tax	2 - Classified Salaries			
						2205 Classsuppt Salaries	LIBRARY TECH	1.00
						2205 Classsuppt Salaries Total		1.00
					2 - Classified Salaries Total			1.00
				9334 Measure G, Parcel Tax Total				1.00
			Restricted Total					47.95
		305 Oakland Tech High School Total						139.20
		306 Skyline High School	Unrestricted	0000 General Purpose-unrestricted	1 - Certificated Salaries			
						1105 Teachers Salaries	TCHR DEPT HD TCHR STR ENG	5.00 50.40
						1105 Teachers Salaries Total		55.40
						1119 Teacher On Spec Assin School	TSA CLA 10M TSA CLA 12M	1.00 1.00
						1119 Teacher On Spec Assin School Total		2.00
						1305 Supv, Admin, Instr Coaches Sal	AP HIGH	3.00
						1305 Supv, Admin, Instr Coaches Sal Total	DIR COMP HS	1.00
						1305 Supv, Admin, Instr Coaches Sal Total		4.00
					1 - Certificated Salaries Total			61.40
					2 - Classified Salaries			
						2205 Classsuppt Salaries	ATTEND SP BI	1.00
						2205 Classsuppt Salaries Total		1.00
						2405 Clerical Salaries	ADMNASST2BI	1.00
						2405 Clerical Salaries Total		1.00
					2 - Classified Salaries Total			2.00
				0000 General Purpose-unrestricted Total				63.40
				0002 Unrestricted Supplemental	1 - Certificated Salaries			
						1105 Teachers Salaries	TCHR STR ENG	1.74
						1105 Teachers Salaries Total		1.74
						1305 Supv, Admin, Instr Coaches Sal	AP HIGH	1.00
						1305 Supv, Admin, Instr Coaches Sal Total		1.00
					1 - Certificated Salaries Total			2.74
					2 - Classified Salaries			
						2405 Clerical Salaries	ADMN ASST 2 ADMNASST2BI	1.00 0.60
						2405 Clerical Salaries Total		1.60
					2 - Classified Salaries Total			1.60
				0002 Unrestricted Supplemental Total				4.34
				0004 Central Concentration	1 - Certificated Salaries			
						1105 Teachers Salaries	TCHR STR ENG	3.30
						1105 Teachers Salaries Total		3.30
					1 - Certificated Salaries Total			3.30
					2 - Classified Salaries			
						2305 Supv&adm Salaries	PM COMMU SCH	1.00
						2305 Supv&adm Salaries Total		1.00
						2405 Clerical Salaries	CASE MGR24	1.00
						2405 Clerical Salaries Total		1.00
					2 - Classified Salaries Total			2.00
				0004 Central Concentration Total				5.30
			Unrestricted Total					73.04
			Restricted	3010 Title I-Basic Grant Low Income	1 - Certificated Salaries			
						1105 Teachers Salaries	TCHR STIP TCHR STR ENG	2.00 1.40
						1105 Teachers Salaries Total		3.40
					1 - Certificated Salaries Total			3.40
					2 - Classified Salaries			
						2405 Clerical Salaries	CASE MGR24	1.00
						2405 Clerical Salaries Total		1.00
					2 - Classified Salaries Total			1.00
				3010 Title I-Basic Grant Low Income Total				4.40
				3219 ELO ESSER III St Resv LL	2 - Classified Salaries			
						2405 Clerical Salaries	CASE MGR24	3.00

Scope: The purpose of this report is to summarize the budgeted positons funded by Fund, Site Category, Site, Resource Type and Classification.

Sum of FTE Auth Accum								
Fund	Site Type	Site Code	Resource Type	Resource Code	Classification	Object Code	Job Class	Total
01 General Fund	High School	306 Skyline High School	Restricted	3219 ELO ESSER III St Resv LL	2 - Classified Salaries	2405 Clerical Salaries Total		3.00
					2 - Classified Salaries Total			3.00
				3219 ELO ESSER III St Resv LL Total				3.00
				3310 Se-idea Basic Grant PI94-142	2 - Classified Salaries	2105 Instraides Salaries	ISS	1.60
						2105 Instraides Salaries Total		1.60
					2 - Classified Salaries Total			1.60
				3310 Se-idea Basic Grant PI94-142 Total				1.60
				6385 Riverside Commuity College	1 - Certificated Salaries	1105 Teachers Salaries	TCHR STR ENG	0.20
						1105 Teachers Salaries Total		0.20
					1 - Certificated Salaries Total			0.20
				6385 Riverside Commuity College Total				0.20
				6386 Green Calif. Partnership Acad	1 - Certificated Salaries	1105 Teachers Salaries	TCHR STR ENG	0.20
						1105 Teachers Salaries Total		0.20
					1 - Certificated Salaries Total			0.20
				6386 Green Calif. Partnership Acad Total				0.20
				6500 Special Education	1 - Certificated Salaries	1105 Teachers Salaries	TCHR HEAR IM	0.40
							TCHR RSP	7.00
							TCHR SDC NON	5.00
							TCHR SDC SEV	5.00
							TCHR STR ENG	0.36
						1105 Teachers Salaries Total		17.76
					1 - Certificated Salaries Total			17.76
					2 - Classified Salaries	2105 Instraides Salaries	IA SPED	0.80
							ISS	0.80
							PARA EDUCAT	12.00
						2105 Instraides Salaries Total		13.60
					2 - Classified Salaries Total			13.60
				6500 Special Education Total				31.36
				7220 Partnership Academy Program	1 - Certificated Salaries	1105 Teachers Salaries	TCHR STR ENG	0.20
						1105 Teachers Salaries Total		0.20
					1 - Certificated Salaries Total			0.20
				7220 Partnership Academy Program Total				0.20
				7425 Expanded Learning Opp Prop98	2 - Classified Salaries	2405 Clerical Salaries	CASE MGR24	0.00
						2405 Clerical Salaries Total		0.00
					2 - Classified Salaries Total			0.00
				7425 Expanded Learning Opp Prop98 Total				0.00
				9333 Measure N	1 - Certificated Salaries	1105 Teachers Salaries	TCHR DEPT HD	1.00
							TCHR STR ENG	4.80
						1105 Teachers Salaries Total		5.80
						1205 Pupilsuppt Salaries	COUNSELOR	1.80
						1205 Pupilsuppt Salaries Total		1.80
					1 - Certificated Salaries Total			7.60
					2 - Classified Salaries	2305 Supv&adm Salaries	C&C PATH CCH	0.50
						2305 Supv&adm Salaries Total		0.50
						2405 Clerical Salaries	ADMNASST2BI	0.40
							CASE MGR24	2.00
						2405 Clerical Salaries Total		2.40
					2 - Classified Salaries Total			2.90
				9333 Measure N Total				10.50
					Restricted Total			51.46
		306 Skyline High School Total						124.50
		309 Ralph J. Bunche Acade	Unrestricted	0000 General Purpose-unrestricted	1 - Certificated Salaries	1105 Teachers Salaries	TCHR STR ENG	0.80
						1105 Teachers Salaries Total		0.80
						1305 Supv, Admin, Instr Coaches Sal PRIN HS SM		1.00
						1305 Supv, Admin, Instr Coaches Sal Total		1.00
					1 - Certificated Salaries Total			1.80
					2 - Classified Salaries	2205 Classsuppt Salaries	ATTEND SP	1.00
						2205 Classsuppt Salaries Total		1.00
						2405 Clerical Salaries	ADMNASST3B	1.00
						2405 Clerical Salaries Total		1.00
					2 - Classified Salaries Total			2.00
				0000 General Purpose-unrestricted Total				3.80
				0004 Central Concentration	1 - Certificated Salaries	1105 Teachers Salaries	TCHR STR ENG	3.20
						1105 Teachers Salaries Total		3.20
					1 - Certificated Salaries Total			3.20
					2 - Classified Salaries	2405 Clerical Salaries	CASE MGR20	1.00
						2405 Clerical Salaries Total		1.00
					2 - Classified Salaries Total			1.00
				0004 Central Concentration Total				4.20

Scope: The purpose of this report is to summarize the budgeted positions funded by Fund, Site Category, Site, Resource Type and Classification.

Sum of FTE Auth Accum								
Fund	Site Type	Site Code	Resource Type	Resource Code	Classification	Object Code	Job Class	Total
01 General Fund	High School	309 Ralph J. Bunche Academ	Unrestricted Total					8.00
			Restricted	3216 ELO Esser II St Reserve	2 - Classified Salaries	2205 Classssupt Salaries	FACRESTORJUS	1.00
						2205 Classssupt Salaries Total		1.00
					2 - Classified Salaries Total			1.00
				3216 ELO Esser II St Reserve Total		1105 Teachers Salaries	TCHR STR ENG	1.00
				3219 ELO ESSER III St Resv LL	1 - Certificated Salaries	1105 Teachers Salaries Total		1.00
					1 - Certificated Salaries Total			1.00
					2 - Classified Salaries	2405 Clerical Salaries	CASE MGR20	1.00
						2405 Clerical Salaries Total		1.00
					2 - Classified Salaries Total			1.00
				3219 ELO ESSER III St Resv LL Total		2305 Supv&adm Salaries	PM COMMU SCH	2.00
				6332 CCSPP Implementation Grant	2 - Classified Salaries	2305 Supv&adm Salaries Total		1.00
					2 - Classified Salaries Total			1.00
				6332 CCSPP Implementation Grant Total		1105 Teachers Salaries	TCHR RSP	1.00
				6500 Special Education	1 - Certificated Salaries	1105 Teachers Salaries Total		1.00
					1 - Certificated Salaries Total			1.00
				6500 Special Education Total		1205 Pupilsuppt Salaries	COUNSELOR	1.00
				9333 Measure N	1 - Certificated Salaries	1205 Pupilsuppt Salaries Total		0.20
					1 - Certificated Salaries Total			0.20
					2 - Classified Salaries	2305 Supv&adm Salaries	C&C PATH CCH	0.17
						2305 Supv&adm Salaries Total		0.17
					2 - Classified Salaries Total			0.17
				9333 Measure N Total				0.37
			Restricted Total					5.37
		309 Ralph J. Bunche Academy Total						13.37
		310 Dewey High School	Unrestricted	0000 General Purpose-unrestricted	1 - Certificated Salaries	1105 Teachers Salaries	TCHR STR ENG	2.00
						1105 Teachers Salaries Total		2.00
						1119 Teacher On Spec Assin School TSA CLA 11M		0.20
						1119 Teacher On Spec Assin School Total		0.20
						1305 Supv, Admin, Instr Coaches Sal PRIN HS SM		1.00
						1305 Supv, Admin, Instr Coaches Sal Total		1.00
					1 - Certificated Salaries Total			3.20
					2 - Classified Salaries	2205 Classssupt Salaries	ATTEND SP	1.00
						2205 Classssupt Salaries Total		1.00
						2305 Supv&adm Salaries	OFFMGR	1.00
						2305 Supv&adm Salaries Total		1.00
					2 - Classified Salaries Total			2.00
				0000 General Purpose-unrestricted Total		1205 Pupilsuppt Salaries	COUNSELOR	5.20
				0002 Unrestricted Supplemental	1 - Certificated Salaries	1205 Pupilsuppt Salaries Total		0.50
					1 - Certificated Salaries Total			0.50
				0002 Unrestricted Supplemental Total		1105 Teachers Salaries	TCHR STR ENG	0.50
				0004 Central Concentration	1 - Certificated Salaries	1105 Teachers Salaries Total	TSA CLA 11M	7.75
						1105 Teachers Salaries Total		8.55
						1205 Pupilsuppt Salaries	COUNSELOR	0.40
						1205 Pupilsuppt Salaries Total		0.40
					1 - Certificated Salaries Total			8.95
				0004 Central Concentration Total				8.95
			Unrestricted Total					14.65
			Restricted	6332 CCSPP Implementation Grant	2 - Classified Salaries	2305 Supv&adm Salaries	PM COMMU SCH	1.00
						2305 Supv&adm Salaries Total		1.00
					2 - Classified Salaries Total			1.00
				6332 CCSPP Implementation Grant Total		1105 Teachers Salaries	TCHR RSP	1.00
				6500 Special Education	1 - Certificated Salaries	1105 Teachers Salaries Total		1.00
					1 - Certificated Salaries Total			1.00
				6500 Special Education Total		2305 Supv&adm Salaries	C&C PATH CCH	1.00
				9333 Measure N	2 - Classified Salaries	2305 Supv&adm Salaries Total		0.17
					2 - Classified Salaries Total			0.17
				9333 Measure N Total				0.17
			Restricted Total					2.17
		310 Dewey High School Total						16.82
		330 Independent Study 9-12	Unrestricted	0000 General Purpose-unrestricted	1 - Certificated Salaries	1105 Teachers Salaries	TCHR STR ENG	1.40

Scope: The purpose of this report is to summarize the budgeted positions funded by Fund, Site Category, Site, Resource Type and Classification.

Sum of FTE Auth Accum								
Fund	Site Type	Site Code	Resource Type	Resource Code	Classification	Object Code	Job Class	Total
01 General Fund	High School	330 Independent Study 9-12	Unrestricted	0000 General Purpose-unrestricted	1 - Certificated Salaries	1105 Teachers Salaries Total		1.40
						1119 Teacher On Spec Assin School	TSA CLA 10M	0.20
							TSA CLA 12M	0.40
						1119 Teacher On Spec Assin School Total		0.60
						1305 Supv, Admin, Instr Coaches Sal	PRIN HS SM	1.00
						1305 Supv, Admin, Instr Coaches Sal Total		1.00
					1 - Certificated Salaries Total			3.00
					2 - Classified Salaries	2205 Classssuppt Salaries	ATTEND SP	1.00
							COM RELAST2B	1.00
						2205 Classssuppt Salaries Total		2.00
						2405 Clerical Salaries	ADMNASST3B	1.00
						2405 Clerical Salaries Total		1.00
					2 - Classified Salaries Total			3.00
				0000 General Purpose-unrestricted Total				6.00
				0002 Unrestricted Supplemental	1 - Certificated Salaries	1105 Teachers Salaries	TCHR STR ENG	2.00
						1105 Teachers Salaries Total		2.00
						1305 Supv, Admin, Instr Coaches Sal	AP HIGH	0.50
						1305 Supv, Admin, Instr Coaches Sal Total		0.50
					1 - Certificated Salaries Total			2.50
				0002 Unrestricted Supplemental Total				2.50
				0004 Central Concentration	1 - Certificated Salaries	1105 Teachers Salaries	TCHR STR ENG	5.60
							TSA CLA 10M	0.00
						1105 Teachers Salaries Total		5.60
						1119 Teacher On Spec Assin School	TSA CLA 10M	0.80
							TSA CLA 12M	1.20
						1119 Teacher On Spec Assin School Total		2.00
					1 - Certificated Salaries Total			7.60
					2 - Classified Salaries	2405 Clerical Salaries	CASE MGR20	1.00
						2405 Clerical Salaries Total		1.00
					2 - Classified Salaries Total			1.00
				0004 Central Concentration Total				8.60
								17.10
			Unrestricted Total					
			Restricted	3010 Title I-Basic Grant Low Income	1 - Certificated Salaries	1105 Teachers Salaries	TCHR STIP	1.00
						1105 Teachers Salaries Total		1.00
						1119 Teacher On Spec Assin School	TSA CLA 12M	0.60
						1119 Teacher On Spec Assin School Total		0.60
					1 - Certificated Salaries Total			1.60
				3010 Title I-Basic Grant Low Income Total				1.60
				3182 ESSA: Comp Support & Improv	1 - Certificated Salaries	1205 Pupilsuppt Salaries	COUNSELOR	1.00
						1205 Pupilsuppt Salaries Total		1.00
					1 - Certificated Salaries Total			1.00
				3182 ESSA: Comp Support & Improvmt Total				1.00
				3213 ESSER III	1 - Certificated Salaries	1105 Teachers Salaries	TCHR STR ENG	32.00
						1105 Teachers Salaries Total		32.00
						1119 Teacher On Spec Assin School	TSA CLA 12M	0.80
						1119 Teacher On Spec Assin School Total		0.80
					1 - Certificated Salaries Total			32.80
				3213 ESSER III Total				32.80
				6500 Special Education	1 - Certificated Salaries	1105 Teachers Salaries	TCHR RSP	2.00
							TCHR SDC NON	1.00
						1105 Teachers Salaries Total		3.00
					1 - Certificated Salaries Total			3.00
					2 - Classified Salaries	2105 Instraides Salaries	ISS	1.60
						2105 Instraides Salaries Total		1.60
					2 - Classified Salaries Total			1.60
				6500 Special Education Total				4.60
				7426 Expanded Learning Opp Para	2 - Classified Salaries	2105 Instraides Salaries	EARL LIT TUT	0.60
						2105 Instraides Salaries Total		0.60
					2 - Classified Salaries Total			0.60
				7426 Expanded Learning Opp Para Total				0.60
				9236 Kenneth Rainin Foundation	2 - Classified Salaries	2105 Instraides Salaries	EARL LIT TUT	0.20
						2105 Instraides Salaries Total		0.20
					2 - Classified Salaries Total			0.20
				9236 Kenneth Rainin Foundation Total				0.20
				9333 Measure N	2 - Classified Salaries	2205 Classssuppt Salaries	SP COL&CAR	1.00
						2205 Classssuppt Salaries Total		1.00
						2305 Supv&adm Salaries	C&C PATH CCH	0.17
						2305 Supv&adm Salaries Total		0.17
					2 - Classified Salaries Total			1.17

Scope: The purpose of this report is to summarize the budgeted positons funded by Fund, Site Category, Site, Resource Type and Classification.

Sum of FTE Auth Accum								
Fund	Site Type	Site Code	Resource Type	Resource Code	Classification	Object Code	Job Class	Total
01 General Fund	High School	330 Independent Study 9-12	Restricted	9333 Measure N Total				1.17
			Restricted Total					41.97
		330 Independent Study 9-12 Total						59.07
		335 LIFE Academy	Unrestricted	0000 General Purpose-unrestricted	1 - Certificated Salaries	1105 Teachers Salaries	TCHR STR ENG	14.20
						1105 Teachers Salaries Total		14.20
						1119 Teacher On Spec Assin School	TSA CLA 11M	0.70
							TSA CLA 12M	0.70
						1119 Teacher On Spec Assin School Total		1.40
						1305 Supv, Admin, Instr Coaches Sal	PRIN HS SM	1.00
						1305 Supv, Admin, Instr Coaches Sal Total		1.00
								16.60
					1 - Certificated Salaries Total			1.00
					2 - Classified Salaries	2205 Classsuppt Salaries	ATTEND SP BI	1.00
						2205 Classsuppt Salaries Total		1.00
						2405 Clerical Salaries	ADMNASST2BI	1.00
						2405 Clerical Salaries Total		1.00
					2 - Classified Salaries Total			2.00
		0000 General Purpose-unrestricted Total						18.60
		0002 Unrestricted Supplemental	1 - Certificated Salaries			1105 Teachers Salaries	TCHR STR ENG	1.25
						1105 Teachers Salaries Total		1.25
						1119 Teacher On Spec Assin School	TSA CLA 12M	0.30
						1119 Teacher On Spec Assin School Total		0.30
								1.55
					2 - Classified Salaries	2405 Clerical Salaries	CASE MGR20	0.30
						2405 Clerical Salaries Total		0.30
					2 - Classified Salaries Total			0.30
		0002 Unrestricted Supplemental Total						1.85
		0004 Central Concentration	1 - Certificated Salaries			1105 Teachers Salaries	TCHR STIP	0.50
							TCHR STR ENG	1.80
						1105 Teachers Salaries Total		2.30
						1305 Supv, Admin, Instr Coaches Sal	PRIN HS SM	0.80
						1305 Supv, Admin, Instr Coaches Sal Total		0.80
								3.10
					2 - Classified Salaries	2405 Clerical Salaries	CASE MGR20	0.75
						2405 Clerical Salaries Total		0.75
					2 - Classified Salaries Total			0.75
		0004 Central Concentration Total						3.85
			Unrestricted Total					24.30
			Restricted	3010 Title I-Basic Grant Low Income	1 - Certificated Salaries	1105 Teachers Salaries	TCHR STR ENG	1.88
						1105 Teachers Salaries Total		1.88
								1.88
		3010 Title I-Basic Grant Low Income Total						1.88
		3212 ESSER II	1 - Certificated Salaries			1119 Teacher On Spec Assin School	TSA CLA 11M	1.00
						1119 Teacher On Spec Assin School Total		1.00
								1.00
		3212 ESSER II Total						1.00
		3213 ESSER III	1 - Certificated Salaries			1119 Teacher On Spec Assin School	TSA CLA 11M	0.30
						1119 Teacher On Spec Assin School Total		0.30
								0.30
		3213 ESSER III Total						0.30
		3310 Se-idea Basic Grant PI94-142	2 - Classified Salaries			2105 Instraides Salaries	ISS	2.40
						2105 Instraides Salaries Total		2.40
								2.40
		3310 Se-idea Basic Grant PI94-142 Total						2.40
		6332 CCSPP Implementation Grant	2 - Classified Salaries			2305 Supv&adm Salaries	COODWRKLRN	0.40
							PM COMMU SCH	1.00
						2305 Supv&adm Salaries Total		1.40
								1.40
		6332 CCSPP Implementation Grant Total						1.40
		6500 Special Education	1 - Certificated Salaries			1105 Teachers Salaries	TCHR RSP	1.00
							TCHR SDC NON	3.00
						1105 Teachers Salaries Total		4.00
								4.00
					2 - Classified Salaries	2105 Instraides Salaries	ISS	0.80
							PARA EDUCAT	0.80
						2105 Instraides Salaries Total		1.60
					2 - Classified Salaries Total			1.60
		6500 Special Education Total						5.60
		9042 Helzel Family Foundation	1 - Certificated Salaries			1105 Teachers Salaries	TCHR STR ENG	1.65
						1105 Teachers Salaries Total		1.65

Scope: The purpose of this report is to summarize the budgeted positons funded by Fund, Site Category, Site, Resource Type and Classification.

Sum of FTE Auth Accum								
Fund	Site Type	Site Code	Resource Type	Resource Code	Classification	Object Code	Job Class	Total
01 General Fund	High School	335 LIFE Academy	Restricted	9042 Helzel Family Foundation	1 - Certificated Salaries Total			1.65
				9042 Helzel Family Foundation Total				1.65
				9283 Salesforce.org	1 - Certificated Salaries	1305 Supv, Admin, Instr Coaches Sal	TCHR STR ENG	0.28
						1305 Supv, Admin, Instr Coaches Sal Total		0.28
					1 - Certificated Salaries Total			0.28
					2 - Classified Salaries	2405 Clerical Salaries	CASE MGR20	0.00
						2405 Clerical Salaries Total		0.00
					2 - Classified Salaries Total			0.00
				9283 Salesforce.org Total				0.28
				9332 Measure G1 Parcel Tx	1 - Certificated Salaries	1105 Teachers Salaries	TCHR STR ENG	0.55
						1105 Teachers Salaries Total		0.55
					1 - Certificated Salaries Total			0.55
					2 - Classified Salaries	2405 Clerical Salaries	CASE MGR20	0.50
						2405 Clerical Salaries Total		0.50
					2 - Classified Salaries Total			0.50
				9332 Measure G1 Parcel Tx Total				1.05
				9333 Measure N	1 - Certificated Salaries	1105 Teachers Salaries	TCHR STR ENG	0.20
						1105 Teachers Salaries Total		0.20
					1 - Certificated Salaries Total			0.20
					2 - Classified Salaries	1305 Supv, Admin, Instr Coaches Sal	PRIN HS SM	0.20
						1305 Supv, Admin, Instr Coaches Sal Total		0.20
					1 - Certificated Salaries Total			0.40
					2 - Classified Salaries	2405 Clerical Salaries	CASE MGR20	0.25
						2405 Clerical Salaries Total		0.25
					2 - Classified Salaries Total			0.25
				9333 Measure N Total				0.65
				9334 Measure G, Parcel Tax	1 - Certificated Salaries	1205 Pupilsuppt Salaries	LIBRARIAN	0.50
						1205 Pupilsuppt Salaries Total		0.50
					1 - Certificated Salaries Total			0.50
				9334 Measure G, Parcel Tax Total				0.50
			Restricted Total					16.70
		335 LIFE Academy Total						41.00
		338 MetWest High	Unrestricted	0000 General Purpose-unrestricted	1 - Certificated Salaries	1105 Teachers Salaries	TCHR STR ENG	10.50
						1105 Teachers Salaries Total		10.50
						1119 Teacher On Spec Assin School	TSA PS 12M	1.00
						1119 Teacher On Spec Assin School Total		1.00
						1305 Supv, Admin, Instr Coaches Sal	PRIN HS SM	1.00
						1305 Supv, Admin, Instr Coaches Sal Total		1.00
					1 - Certificated Salaries Total			12.50
					2 - Classified Salaries	2205 Classsuppt Salaries	ATTEND SP BI	1.00
						2205 Classsuppt Salaries Total		1.00
						2405 Clerical Salaries	ADMN ASST3	1.00
						2405 Clerical Salaries Total		1.00
					2 - Classified Salaries Total			2.00
				0000 General Purpose-unrestricted Total				14.50
				0002 Unrestricted Supplemental	1 - Certificated Salaries	1105 Teachers Salaries	TCHR STR ENG	0.10
						1105 Teachers Salaries Total		0.10
					1 - Certificated Salaries Total			0.10
				0002 Unrestricted Supplemental Total				0.10
				0004 Central Concentration	1 - Certificated Salaries	1105 Teachers Salaries	TCHR STR ENG	1.40
						1105 Teachers Salaries Total		1.40
					1 - Certificated Salaries Total			1.40
					2 - Classified Salaries	2405 Clerical Salaries	CASE MGR24	1.00
						2405 Clerical Salaries Total		1.00
					2 - Classified Salaries Total			1.00
				0004 Central Concentration Total				2.40
			Unrestricted Total					17.00
			Restricted	3010 Title I-Basic Grant Low Income	1 - Certificated Salaries	1105 Teachers Salaries	TCHR STR ENG	1.00
						1105 Teachers Salaries Total		1.00
					1 - Certificated Salaries Total			1.00
				3010 Title I-Basic Grant Low Income Total				1.00
				3213 ESSER III	1 - Certificated Salaries	1105 Teachers Salaries	TCHR STR ENG	1.00
						1105 Teachers Salaries Total		1.00
					1 - Certificated Salaries Total			1.00
				3213 ESSER III Total				1.00
				3216 ELO Esser II St Reserve	1 - Certificated Salaries	1105 Teachers Salaries	TCHR STR ENG	2.00
						1105 Teachers Salaries Total		2.00
					1 - Certificated Salaries Total			2.00
				3216 ELO Esser II St Reserve Total				2.00
				3310 Se-idea Basic Grant PI94-142	2 - Classified Salaries	2105 Instraides Salaries	ISS	0.80

Scope: The purpose of this report is to summarize the budgeted positons funded by Fund, Site Category, Site, Resource Type and Classification.

Sum of FTE Auth Accum								
Fund	Site Type	Site Code	Resource Type	Resource Code	Classification	Object Code	Job Class	Total
01 General Fund	High School	338 MetWest High	Restricted	3310 Se-idea Basic Grant PI94-142	2 - Classified Salaries	2105 Instraides Salaries Total		0.80
					2 - Classified Salaries Total			0.80
				3310 Se-idea Basic Grant PI94-142 Total				0.80
				6500 Special Education	1 - Certificated Salaries	1105 Teachers Salaries	TCHR RSP	2.00
							TCHR SDC NON	1.00
					1 - Certificated Salaries Total	1105 Teachers Salaries Total		3.00
								3.00
				6500 Special Education Total				3.00
				7425 Expanded Learning Opp Prop98	1 - Certificated Salaries	1105 Teachers Salaries	TCHR STR ENG	0.00
						1105 Teachers Salaries Total		0.00
					1 - Certificated Salaries Total			0.00
				7425 Expanded Learning Opp Prop98 Total				0.00
				9333 Measure N	1 - Certificated Salaries	1105 Teachers Salaries	TCHR STR ENG	1.00
						1105 Teachers Salaries Total		1.00
						1205 Pupilsuppt Salaries	COUNSELOR	0.20
						1205 Pupilsuppt Salaries Total		0.20
					1 - Certificated Salaries Total			1.20
				9333 Measure N Total				1.20
				9334 Measure G, Parcel Tax	2 - Classified Salaries	2205 Classsuppt Salaries	LIBRARY TECH	0.50
						2205 Classsuppt Salaries Total		0.50
					2 - Classified Salaries Total			0.50
				9334 Measure G, Parcel Tax Total				0.50
			Restricted Total					9.50
		338 MetWest High Total						26.50
		353 Oakland International H	Unrestricted	0000 General Purpose-unrestricted	1 - Certificated Salaries	1105 Teachers Salaries	TCHR STR ENG	11.60
						1105 Teachers Salaries Total		11.60
						1305 Supv, Admin, Instr Coaches Sal PRIN HS SM		1.00
						1305 Supv, Admin, Instr Coaches Sal Total		1.00
					1 - Certificated Salaries Total			12.60
					2 - Classified Salaries	2205 Classsuppt Salaries	ATTEND SP	1.00
						2205 Classsuppt Salaries Total		1.00
						2405 Clerical Salaries	ADMNAST1B24	1.00
						2405 Clerical Salaries Total		1.00
					2 - Classified Salaries Total			2.00
				0000 General Purpose-unrestricted Total				14.60
				0002 Unrestricted Supplemental	1 - Certificated Salaries	1105 Teachers Salaries	TCHR STR ENG	3.10
						1105 Teachers Salaries Total		3.10
					1 - Certificated Salaries Total			3.10
				0002 Unrestricted Supplemental Total				3.10
				0004 Central Concentration	1 - Certificated Salaries	1105 Teachers Salaries	TCHR STR ENG	5.80
						1105 Teachers Salaries Total		5.80
						1205 Pupilsuppt Salaries	COUNSELOR	1.00
						1205 Pupilsuppt Salaries Total		1.00
						1305 Supv, Admin, Instr Coaches Sal AP HIGH		1.00
						1305 Supv, Admin, Instr Coaches Sal Total		1.00
					1 - Certificated Salaries Total			7.80
					2 - Classified Salaries	2305 Supv&adm Salaries	PM COMMU SCH	1.00
						2305 Supv&adm Salaries Total		1.00
						2405 Clerical Salaries	CASE MGR24	0.50
						2405 Clerical Salaries Total		0.50
					2 - Classified Salaries Total			1.50
				0004 Central Concentration Total				9.30
			Unrestricted Total					27.00
			Restricted	3010 Title I-Basic Grant Low Income	1 - Certificated Salaries	1119 Teacher On Spec Assin School TSA CLA 11M		0.50
						1119 Teacher On Spec Assin School Total		0.50
					1 - Certificated Salaries Total			0.50
				3010 Title I-Basic Grant Low Income Total				0.50
				3213 ESSER III	1 - Certificated Salaries	1105 Teachers Salaries	TCHR STR ENG	1.00
						1105 Teachers Salaries Total		1.00
					1 - Certificated Salaries Total			1.00
				3213 ESSER III Total				1.00
				3219 ELO ESSER III St Resv LL	2 - Classified Salaries	2405 Clerical Salaries	CASE MGR24	0.50
						2405 Clerical Salaries Total		0.50
					2 - Classified Salaries Total			0.50
				3219 ELO ESSER III St Resv LL Total				0.50
				6332 CCSPP Implementation Grant	2 - Classified Salaries	2405 Clerical Salaries	CASE MGR20	1.00
						2405 Clerical Salaries Total	CASE MGR24	1.00
								2.00
					2 - Classified Salaries Total			2.00

Scope: The purpose of this report is to summarize the budgeted positions funded by Fund, Site Category, Site, Resource Type and Classification.

Sum of FTE Auth Accum								
Fund	Site Type	Site Code	Resource Type	Resource Code	Classification	Object Code	Job Class	Total
01 General Fund	High School	353 Oakland International High School	Restricted	6332 CCSPP Implementation Grant Total				2.00
				6385 Riverside Community College	1 - Certificated Salaries	1105 Teachers Salaries	TCHR STR ENG	0.20
						1105 Teachers Salaries Total		0.20
					1 - Certificated Salaries Total			0.20
				6385 Riverside Community College Total				0.20
				6500 Special Education	2 - Classified Salaries	2105 Instraides Salaries	PARA EDUCAT	1.80
						2105 Instraides Salaries Total		1.80
					2 - Classified Salaries Total			1.80
				6500 Special Education Total				1.80
				7425 Expanded Learning Opp Prop98	2 - Classified Salaries	2405 Clerical Salaries	CASE MGR24	0.00
						2405 Clerical Salaries Total		0.00
					2 - Classified Salaries Total			0.00
				7425 Expanded Learning Opp Prop98 Total				0.00
				9121 Oakland Fund Children & Youth	2 - Classified Salaries	2405 Clerical Salaries	CASE MGR20	1.00
						2405 Clerical Salaries Total		1.00
					2 - Classified Salaries Total			1.00
				9121 Oakland Fund Children & Youth Total				1.00
				9243 Association For Continuing Edu	1 - Certificated Salaries	1105 Teachers Salaries	TCHR STR ENG	1.00
						1105 Teachers Salaries Total		1.00
					1 - Certificated Salaries Total			1.00
					2 - Classified Salaries	2405 Clerical Salaries	SP SCH TECH	0.40
						2405 Clerical Salaries Total		0.40
					2 - Classified Salaries Total			0.40
				9243 Association For Continuing Edu Total				1.40
				9291 Silvergiving Fndatn	2 - Classified Salaries	2305 Supv&adm Salaries	DIR CONT LRN	0.50
						2305 Supv&adm Salaries Total		0.50
					2 - Classified Salaries Total			0.50
				9291 Silvergiving Fndatn Total				0.50
				9333 Measure N	1 - Certificated Salaries	1105 Teachers Salaries	TCHR STIP	1.00
						1105 Teachers Salaries Total		1.00
						1119 Teacher On Spec Assin School TSA CLA 11M		0.50
						1119 Teacher On Spec Assin School Total		0.50
					1 - Certificated Salaries Total			1.50
					2 - Classified Salaries	2205 Classsuppt Salaries	NEWCOM ASST	2.80
						2205 Classsuppt Salaries Total		2.80
					2 - Classified Salaries Total			2.80
				9333 Measure N Total				4.30
								40.20
								793.95
			Restricted Total					
		353 Oakland International High Sch Total						
	High School Total							
01 General Fund Total								4,191.54
11 Adult Education F	Adult Education	400 Adult Education	Restricted	3905 ABE/ESL/CITIZ/VESL/VABE	1 - Certificated Salaries	1105 Teachers Salaries	TCHR ADULTED	0.85
						1105 Teachers Salaries Total		0.85
					1 - Certificated Salaries Total			0.85
				3905 ABE/ESL/CITIZ/VESL/VABE Total				0.85
				3913 Title II ASE/GED	1 - Certificated Salaries	1119 Teacher On Spec Assin School TSA ADULTED		0.20
						1119 Teacher On Spec Assin School Total		0.20
					1 - Certificated Salaries Total			0.20
				3913 Title II ASE/GED Total				0.20
				3926 Adult Basic Ed EL Civics	1 - Certificated Salaries	1105 Teachers Salaries	TCHR ADULTED	0.22
						1105 Teachers Salaries Total		0.22
					1 - Certificated Salaries Total			0.22
				3926 Adult Basic Ed EL Civics Total				0.22
				6391 Adult Education Program	1 - Certificated Salaries	1105 Teachers Salaries	TCHR ADULTED	10.34
						1105 Teachers Salaries Total		10.34
						1305 Supv, Admin, Instr Coaches Sal DIR ADULTED		1.00
						PRIN ALTED		1.00
						1305 Supv, Admin, Instr Coaches Sal Total		2.00
					1 - Certificated Salaries Total			12.34
					2 - Classified Salaries	2405 Clerical Salaries	ADMN ASST3	1.00
							ADMNAST1B24	1.00
							DATA ANL1	1.00
							PROG ASST1	1.00
						2405 Clerical Salaries Total		4.00
					2 - Classified Salaries Total			4.00
				6391 Adult Education Program Total				16.34
				9214 Private Industry Council/projs	1 - Certificated Salaries	1105 Teachers Salaries	TCHR ADULTED	1.00
						1105 Teachers Salaries Total		1.00
					1 - Certificated Salaries Total			1.00

Scope: The purpose of this report is to summarize the budgeted positions funded by Fund, Site Category, Site, Resource Type and Classification.

Sum of FTE Auth Accum								
Fund	Site Type	Site Code	Resource Type	Resource Code	Classification	Object Code	Job Class	Total
11 Adult Education Fun	Adult Education	400 Adult Education	Restricted	9214 Private Industry Council/projs Total				1.00
			Restricted Total					18.61
		400 Adult Education Total						18.61
	Adult Education Total							18.61
11 Adult Education Fund Total								
12 Child Development	Central Office	910 Early Childhood Develc	Restricted	5025 Cd Fcc Center-based,fctr,fhud	1 - Certificated Salaries	1305 Supv, Admin, Instr Coaches Sal	CDC SITE ADM	1.10
							ED EARL LEA	0.20
							1305 Supv, Admin, Instr Coaches Sal Total	1.30
					1 - Certificated Salaries Total			1.30
					2 - Classified Salaries	2305 Supv&adm Salaries	DIRQUAENHPRO	0.20
							FINAN ACCT2	0.20
						2305 Supv&adm Salaries Total		0.40
						2405 Clerical Salaries	ADMNASST2 BI	0.20
							ECE FAM NAV	0.80
							SP ENROLLECE	0.60
						2405 Clerical Salaries Total		1.60
					2 - Classified Salaries Total			2.00
				5025 Cd Fcc Center-based,fctr,fhud Total				3.30
				6053 Universal PreK Planning	2 - Classified Salaries	2105 Instraides Salaries	EARL LIT TUT	9.20
							2105 Instraides Salaries Total	9.20
					2 - Classified Salaries Total			9.20
				6053 Universal PreK Planning Total				9.20
				6105 Ece-child Development Program	1 - Certificated Salaries	1105 Teachers Salaries	TCHR CDC	3.00
							TCHR STIP	4.00
						1105 Teachers Salaries Total		7.00
						1119 Teacher On Spec Assin School	TSA 11M 12P	1.00
							TSA PS 11M	1.50
						1119 Teacher On Spec Assin School Total		2.50
						1305 Supv, Admin, Instr Coaches Sal	CDC SITE ADM	5.90
							ED EARL LEA	0.80
						1305 Supv, Admin, Instr Coaches Sal Total		6.70
					1 - Certificated Salaries Total			16.20
					2 - Classified Salaries	2105 Instraides Salaries	IA CDC	1.60
							IA CDC BIL	2.40
						2105 Instraides Salaries Total		4.00
						2305 Supv&adm Salaries	DIRQUAENHPRO	0.80
							FINAN ACCT2	0.80
						2305 Supv&adm Salaries Total		1.60
						2405 Clerical Salaries	ADMNASST2 BI	0.80
							ECE FAM NAV	3.20
							RES ASSO ECE	1.00
							SP ENROLLECE	2.40
						2405 Clerical Salaries Total		7.40
					2 - Classified Salaries Total			13.00
				6105 Ece-child Development Programs Total				29.20
				9185 first 5 Alameda County	2 - Classified Salaries	2305 Supv&adm Salaries	DIR KIND RD	1.00
							PM KIND READ	1.00
						2305 Supv&adm Salaries Total		2.00
					2 - Classified Salaries Total			2.00
				9185 first 5 Alameda County Total				2.00
			Restricted Total					43.70
		910 Early Childhood Development Total						43.70
Central Office Total								43.70
Child Development		805 Bella Vista Cdc	Restricted	6105 Ece-child Development Program	1 - Certificated Salaries	1105 Teachers Salaries	TCHR CDC	1.00
							TCHR PREK	1.00
						1105 Teachers Salaries Total		2.00
					1 - Certificated Salaries Total			2.00
					2 - Classified Salaries	2105 Instraides Salaries	IA CDC	2.40
							IA CDC BIL	1.60
						2105 Instraides Salaries Total		4.00
					2 - Classified Salaries Total			4.00
				6105 Ece-child Development Programs Total				6.00
			Restricted Total					6.00
		805 Bella Vista Cdc Total						6.00
		806 Brookfield Cdc	Restricted	6105 Ece-child Development Program	2 - Classified Salaries	2105 Instraides Salaries	IA CDC BIL	0.80
						2105 Instraides Salaries Total		0.80
					2 - Classified Salaries Total			0.80
				6105 Ece-child Development Programs Total				0.80
			Restricted Total					0.80

Scope: The purpose of this report is to summarize the budgeted positions funded by Fund, Site Category, Site, Resource Type and Classification.

Sum of FTE Auth Accum									
Fund	Site Type	Site Code	Resource Type	Resource Code	Classification	Object Code	Job Class	Total	
12 Child Development F	Child Development	806 Brookfield Cdc Total						0.80	
		807 Cox Cdc	Restricted	6105 Ece-child Development Program	1 - Certificated Salaries	1105 Teachers Salaries	TCHR PREK	1.00	
						1105 Teachers Salaries Total		1.00	
					1 - Certificated Salaries Total			1.00	
					2 - Classified Salaries	2105 Instraides Salaries	IA CDC	0.80	
						2105 Instraides Salaries Total	IA CDC BIL	0.80	
					2 - Classified Salaries Total			1.60	
				6105 Ece-child Development Programs Total				1.60	
			Restricted Total					2.60	
		807 Cox Cdc Total						2.60	
		808 Garfield State Preschoc	Restricted	6105 Ece-child Development Program	1 - Certificated Salaries	1105 Teachers Salaries	TCHR PREK	1.00	
						1105 Teachers Salaries Total		1.00	
					1 - Certificated Salaries Total			1.00	
					2 - Classified Salaries	2105 Instraides Salaries	IA CDC	0.80	
						2105 Instraides Salaries Total		0.80	
					2 - Classified Salaries Total			0.80	
				6105 Ece-child Development Programs Total				1.80	
			Restricted Total					1.80	
		808 Garfield State Preschool Cdc Total						1.80	
		809 International Cdc	Restricted	6105 Ece-child Development Program	2 - Classified Salaries	2105 Instraides Salaries	IA CDC BIL	3.20	
						2105 Instraides Salaries Total		3.20	
					2 - Classified Salaries Total			3.20	
				6105 Ece-child Development Programs Total				3.20	
			Restricted Total					3.20	
		809 International Cdc Total						3.20	
		811 Emerson Cdc	Restricted	5025 Cd Fcc Center-based,fctr,fhud	1 - Certificated Salaries	1105 Teachers Salaries	TCHR CDC	0.50	
						1105 Teachers Salaries Total		0.50	
					1 - Certificated Salaries Total			0.50	
				5025 Cd Fcc Center-based,fctr,fhud Total				0.50	
				6105 Ece-child Development Program	1 - Certificated Salaries	1105 Teachers Salaries	TCHR PREK	1.00	
						1105 Teachers Salaries Total		1.00	
					1 - Certificated Salaries Total			1.00	
					2 - Classified Salaries	2105 Instraides Salaries	IA CDC	2.40	
						2105 Instraides Salaries Total		2.40	
					2 - Classified Salaries Total			2.40	
				6105 Ece-child Development Programs Total				3.40	
			Restricted Total					3.40	
		811 Emerson Cdc Total						3.90	
		812 Kaiser Early Childhood	Restricted	6105 Ece-child Development Program	1 - Certificated Salaries	1105 Teachers Salaries	TCHR CDC	1.00	
						1105 Teachers Salaries Total	TCHR STR ENG	1.00	
								2.00	
					1 - Certificated Salaries Total			2.00	
					2 - Classified Salaries	2105 Instraides Salaries	IA CDC	2.40	
						2105 Instraides Salaries Total		2.40	
					2 - Classified Salaries Total			1.00	
						2405 Clerical Salaries	ADMNAST1B24	1.00	
						2405 Clerical Salaries Total		1.00	
					2 - Classified Salaries Total			3.40	
				6105 Ece-child Development Programs Total				5.40	
			Restricted Total					5.40	
		812 Kaiser Early Childhood Center Total						5.40	
		815 Highland Cdc	Restricted	6105 Ece-child Development Program	1 - Certificated Salaries	1105 Teachers Salaries	TCHR CDC	1.00	
						1105 Teachers Salaries Total	TCHR PREK	1.00	
								2.00	
					1 - Certificated Salaries Total			2.00	
					2 - Classified Salaries	2105 Instraides Salaries	IA CDC	3.20	
						2105 Instraides Salaries Total		3.20	
					2 - Classified Salaries Total			3.20	
				6105 Ece-child Development Programs Total				5.20	
			Restricted Total					5.20	
		815 Highland Cdc Total						5.20	
		816 Howard Cdc	Restricted	6105 Ece-child Development Program	2 - Classified Salaries	2105 Instraides Salaries	PARA EDUCAT	1.00	
						2105 Instraides Salaries Total		1.00	
					2 - Classified Salaries Total			1.00	
				6105 Ece-child Development Programs Total				1.00	
			Restricted Total					1.00	
		816 Howard Cdc Total						1.00	
		817 Jefferson Cdc	Restricted	6105 Ece-child Development Program	1 - Certificated Salaries	1105 Teachers Salaries	TCHR CDC	1.00	
						1105 Teachers Salaries Total		1.00	

Scope: The purpose of this report is to summarize the budgeted positions funded by Fund, Site Category, Site, Resource Type and Classification.

Sum of FTE Auth Accum Fund	Site Type	Site Code	Resource Type	Resource Code	Classification	Object Code	Job Class	Total
12 Child Development F	Child Development	817 Jefferson Cdc	Restricted	6105 Ece-child Development Programs	1 - Certificated Salaries Total			1.00
					2 - Classified Salaries	2105 Instraides Salaries	IA CDC	2.40
							IA CDC BIL	0.80
						2105 Instraides Salaries Total		3.20
					2 - Classified Salaries Total			3.20
				6105 Ece-child Development Programs Total				4.20
			Restricted Total					4.20
		817 Jefferson Cdc Total						4.20
		819 Centro Infantil De La R	Restricted	6105 Ece-child Development Program	1 - Certificated Salaries	1105 Teachers Salaries	TCHR CDC	1.00
						1105 Teachers Salaries Total		1.00
					1 - Certificated Salaries Total			1.00
					2 - Classified Salaries	2105 Instraides Salaries	IA CDC	0.80
							IA CDC BIL	2.40
							PARA EDUCAT	0.80
						2105 Instraides Salaries Total		4.00
					2 - Classified Salaries Total			4.00
				6105 Ece-child Development Programs Total				5.00
			Restricted Total					5.00
		819 Centro Infantil De La Raza Total						5.00
		820 Laurel Cdc	Restricted	5025 Cd Fcc Center-based,fctr,fhud	1 - Certificated Salaries	1105 Teachers Salaries	TCHR CDC	0.50
						1105 Teachers Salaries Total		0.50
					1 - Certificated Salaries Total			0.50
				5025 Cd Fcc Center-based,fctr,fhud Total				0.50
				6105 Ece-child Development Program	1 - Certificated Salaries	1105 Teachers Salaries	TCHR CDC	1.25
						1105 Teachers Salaries Total		1.25
					1 - Certificated Salaries Total			1.25
					2 - Classified Salaries	2105 Instraides Salaries	IA CDC BIL	4.00
						2105 Instraides Salaries Total		4.00
					2 - Classified Salaries Total			4.00
				6105 Ece-child Development Programs Total				5.25
			Restricted Total					5.75
		820 Laurel Cdc Total						5.75
		822 MI King, Jr Cdc	Restricted	6105 Ece-child Development Program	1 - Certificated Salaries	1105 Teachers Salaries	TCHR PREK	1.00
						1105 Teachers Salaries Total		1.00
					1 - Certificated Salaries Total			1.00
					2 - Classified Salaries	2105 Instraides Salaries	IA CDC BIL	0.80
						2105 Instraides Salaries Total		0.80
					2 - Classified Salaries Total			0.80
				6105 Ece-child Development Programs Total				1.80
			Restricted Total					1.80
		822 MI King, Jr Cdc Total						1.80
		823 Lockwood Cdc	Restricted	5025 Cd Fcc Center-based,fctr,fhud	1 - Certificated Salaries	1105 Teachers Salaries	TCHR CDC	0.50
						1105 Teachers Salaries Total		0.50
					1 - Certificated Salaries Total			0.50
				5025 Cd Fcc Center-based,fctr,fhud Total				0.50
				6105 Ece-child Development Program	2 - Classified Salaries	2105 Instraides Salaries	IA CDC	1.00
							IA CDC BIL	1.60
						2105 Instraides Salaries Total		2.60
					2 - Classified Salaries Total			2.60
				6105 Ece-child Development Programs Total				2.60
			Restricted Total					3.10
		823 Lockwood Cdc Total						3.10
		824 Yuk Yau Cdc	Restricted	5025 Cd Fcc Center-based,fctr,fhud	1 - Certificated Salaries	1105 Teachers Salaries	TCHR CDC	0.50
						1105 Teachers Salaries Total		0.50
					1 - Certificated Salaries Total			0.50
				5025 Cd Fcc Center-based,fctr,fhud Total				0.50
				6105 Ece-child Development Program	1 - Certificated Salaries	1105 Teachers Salaries	TCHR CDC	3.50
						1105 Teachers Salaries Total		3.50
					1 - Certificated Salaries Total			3.50
					2 - Classified Salaries	2105 Instraides Salaries	IA CDC	4.00
							IA CDC BIL	1.60
						2105 Instraides Salaries Total		5.60
					2 - Classified Salaries Total			5.60
				6105 Ece-child Development Programs Total				9.10
			Restricted Total					9.60
		824 Yuk Yau Cdc Total						9.60
		825 Harriet Tubman Cdc	Restricted	5025 Cd Fcc Center-based,fctr,fhud	1 - Certificated Salaries	1105 Teachers Salaries	TCHR CDC	0.50
						1105 Teachers Salaries Total		0.50
					1 - Certificated Salaries Total			0.50

Scope: The purpose of this report is to summarize the budgeted positions funded by Fund, Site Category, Site, Resource Type and Classification.

Sum of FTE Auth Accum								
Fund	Site Type	Site Code	Resource Type	Resource Code	Classification	Object Code	Job Class	Total
12 Child Development F	Child Development	825 Harriet Tubman Cdc	Restricted	5025 Cd Fcc Center-based,fctr,fhud Total				0.50
				6105 Ece-child Development Program	1 - Certificated Salaries	1105 Teachers Salaries	TCHR CDC	1.00
						1105 Teachers Salaries Total		1.00
					1 - Certificated Salaries Total			1.00
					2 - Classified Salaries	2105 Instraides Salaries	IA CDC	1.60
						2105 Instraides Salaries Total	IA CDC BIL	1.60
					2 - Classified Salaries Total			3.20
				6105 Ece-child Development Programs Total				3.20
			Restricted Total					4.20
								4.70
		825 Harriet Tubman Cdc Total						4.70
		827 Lockwood Pre-k	Restricted	6105 Ece-child Development Program	2 - Classified Salaries	2105 Instraides Salaries	IA CDC BIL	0.80
						2105 Instraides Salaries Total		0.80
					2 - Classified Salaries Total			0.80
				6105 Ece-child Development Programs Total				0.80
			Restricted Total					0.80
		827 Lockwood Pre-k Total						0.80
		829 Manzanita Cdc	Restricted	5025 Cd Fcc Center-based,fctr,fhud	1 - Certificated Salaries	1105 Teachers Salaries	TCHR CDC	1.00
						1105 Teachers Salaries Total		1.00
					1 - Certificated Salaries Total			1.00
				5025 Cd Fcc Center-based,fctr,fhud Total				1.00
				6105 Ece-child Development Program	1 - Certificated Salaries	1105 Teachers Salaries	TCHR CDC	2.00
						1105 Teachers Salaries Total	TCHR PREK	1.00
					1 - Certificated Salaries Total			3.00
					2 - Classified Salaries	2105 Instraides Salaries	IA CDC	3.20
						2105 Instraides Salaries Total	IA CDC BIL	0.80
					2 - Classified Salaries Total			4.00
				6105 Ece-child Development Programs Total				4.00
			Restricted Total					7.00
								8.00
		829 Manzanita Cdc Total						8.00
		831 United Nations Early Cl	Restricted	6105 Ece-child Development Program	1 - Certificated Salaries	1105 Teachers Salaries	TCHR CDC	4.00
						1105 Teachers Salaries Total	TCHR PREK	1.00
					1 - Certificated Salaries Total			5.00
					2 - Classified Salaries	2105 Instraides Salaries	IA CDC	1.60
						2105 Instraides Salaries Total	IA CDC BIL	8.80
					2 - Classified Salaries Total			10.40
				6105 Ece-child Development Programs Total				10.40
			Restricted Total					15.40
								15.40
		831 United Nations Early Childhood Total						15.40
		838 Stonehurst Cdc	Restricted	6105 Ece-child Development Program	1 - Certificated Salaries	1105 Teachers Salaries	TCHR CDC	3.00
						1105 Teachers Salaries Total		3.00
					1 - Certificated Salaries Total			3.00
					2 - Classified Salaries	2105 Instraides Salaries	IA CDC	2.40
						2105 Instraides Salaries Total	IA CDC BIL	2.40
					2 - Classified Salaries Total			4.80
				6105 Ece-child Development Programs Total				4.80
			Restricted Total					7.80
								7.80
		838 Stonehurst Cdc Total						7.80
		840 Hintil Kuu Ca	Restricted	6105 Ece-child Development Program	1 - Certificated Salaries	1105 Teachers Salaries	TCHR CDC	1.00
						1105 Teachers Salaries Total		1.00
					1 - Certificated Salaries Total			1.00
					2 - Classified Salaries	2105 Instraides Salaries	IA CDC	1.60
						2105 Instraides Salaries Total	IA CDC BIL	0.80
					2 - Classified Salaries Total			2.40
				6105 Ece-child Development Programs Total				2.40
			Restricted Total					3.40
								3.40
		840 Hintil Kuu Ca Total						3.40
		861 Woodland Cdc	Restricted	6105 Ece-child Development Program	1 - Certificated Salaries	1105 Teachers Salaries	TCHR CDC	2.00
						1105 Teachers Salaries Total		2.00
					1 - Certificated Salaries Total			2.00
					2 - Classified Salaries	2105 Instraides Salaries	IA CDC BIL	2.40
						2105 Instraides Salaries Total		2.40
					2 - Classified Salaries Total			2.40
								2.40

Scope: The purpose of this report is to summarize the budgeted positons funded by Fund, Site Category, Site, Resource Type and Classification.

Sum of FTE Auth Accum								
Fund	Site Type	Site Code	Resource Type	Resource Code	Classification	Object Code	Job Class	Total
12 Child Development F	Child Development	861 Woodland Cdc	Restricted	6105 Ece-child Development Programs Total				4.40
			Restricted Total					4.40
		861 Woodland Cdc Total						4.40
		862 Fruitvale Pre-kindergar	Restricted	6105 Ece-child Development Program	2 - Classified Salaries	2105 Instraides Salaries	IA CDC	0.80
						2105 Instraides Salaries Total		0.80
					2 - Classified Salaries Total			0.80
				6105 Ece-child Development Programs Total				0.80
			Restricted Total					0.80
		862 Fruitvale Pre-kindergarten Total						0.80
		863 Bridges Academy @ Mi	Restricted	6105 Ece-child Development Program	1 - Certificated Salaries	1105 Teachers Salaries	TCHR CDC	1.00
						1105 Teachers Salaries Total		1.00
					1 - Certificated Salaries Total			1.00
				6105 Ece-child Development Programs Total				1.00
			Restricted Total					1.00
		863 Bridges Academy @ Melrose Prek Total						1.00
		864 Sankofa State Preschor	Restricted	6105 Ece-child Development Program	2 - Classified Salaries	2105 Instraides Salaries	IA CDC BIL	0.80
						2105 Instraides Salaries Total		0.80
					2 - Classified Salaries Total			0.80
				6105 Ece-child Development Programs Total				0.80
			Restricted Total					0.80
		864 Sankofa State Preschool Cdc Total						0.80
	Child Development Total							106.45
	Parochial	802 Arroyo Viejo	Restricted	6105 Ece-child Development Program	1 - Certificated Salaries	1105 Teachers Salaries	TCHR CDC	2.00
						1105 Teachers Salaries Total		2.00
					1 - Certificated Salaries Total			2.00
					2 - Classified Salaries	2105 Instraides Salaries	IA CDC	1.60
							IA CDC BIL	1.60
							PARA EDUCAT	0.80
						2105 Instraides Salaries Total		4.00
					2 - Classified Salaries Total			4.00
				6105 Ece-child Development Programs Total				6.00
			Restricted Total					6.00
		802 Arroyo Viejo Total						6.00
	Parochial Total							6.00
12 Child Development Fund Total								156.15
13 Cafeteria Fund	Central Office	991 Food Services	Restricted	5310 Child Nutrition School Program	2 - Classified Salaries	2205 Classsuppt Salaries	ASST NUT SVC	0.40
							CENTKITMGR1	1.00
							CUS TECH CK	1.00
							EQUIP MECHAN	1.00
							FS SV ASST1	57.87
							FS SV ASST3	38.40
							FS SVC MGR3	6.00
							FS SVC MGR4	16.00
							FS SVC MGR6	1.00
							PROD ASST10	17.00
							PROD CK10	4.00
							PROD TECH CK	2.00
							SP REC/INVE	2.00
							TRUCK1	3.50
						2205 Classsuppt Salaries Total		151.17
						2305 Supv&adm Salaries	COORD NU SVC	1.00
							DIR GD FD MP	1.00
							FINAN ACCT2	2.00
							MGR SUSTAIN	0.40
							NUTSVCFDSUP	5.00
							PM NUTRI SVC	1.00
							SR DIR STRPJ	1.00
							SR EX NU SVC	1.00
							SUP KIT WARE	1.00
						2305 Supv&adm Salaries Total		13.40
						2405 Clerical Salaries	ADMNAST1B20	2.00
							SANI TECH	1.00
							SP GD FD PUR	1.00
							SUP SP NUTR	2.00
						2405 Clerical Salaries Total		6.00
					2 - Classified Salaries Total			170.57
				5310 Child Nutrition School Program Total				170.57
			Restricted Total					170.57
		991 Food Services Total						170.57

Oakland Unified School District
2022-23 Unaudited Actuals

Scope: The purpose of this report is to summarize the budgeted positons funded by Fund, Site Category, Site, Resource Type and Classification.

Sum of FTE Auth Accum									
Fund	Site Type	Site Code	Resource Type	Resource Code	Classification	Object Code	Job Class	Total	
13 Cafeteria Fund	Central Office Total							170.57	
13 Cafeteria Fund Total								170.57	
21 Building Fund	Central Office	905 Office Of Sr. Business (Restricted	9655 Measure Y Series 2021A NonTax	2 - Classified Salaries	2305 Supv&adm Salaries	DIR PGM ACCT	0.80	
						2305 Supv&adm Salaries Total		0.80	
					2 - Classified Salaries Total			0.80	
				9655 Measure Y Series 2021A NonTax Total				0.80	
			Restricted Total					0.80	
		905 Office Of Sr. Business Officer Total						0.80	
		918 Facilities Planning	Restricted	9655 Measure Y Series 2021A NonTax	2 - Classified Salaries	2305 Supv&adm Salaries	CENT BUS MGR	1.00	
							COOD FAC MGT	1.00	
							DIR FACI MGM	2.00	
							ED FAC MGT P	1.00	
							FA CONSTBOND	2.00	
							FINAN ACCT2	1.00	
							PJM FACIL PL	6.00	
							SP COMM ENGA	1.00	
							SP FAC CONTR	1.00	
						2305 Supv&adm Salaries Total		16.00	
						2405 Clerical Salaries	ADMNASST124	1.00	
							ADMNASST3B	0.80	
							AP TECH2	1.00	
						2405 Clerical Salaries Total		2.80	
					2 - Classified Salaries Total			18.80	
				9655 Measure Y Series 2021A NonTax Total				18.80	
			Restricted Total					18.80	
		918 Facilities Planning Total						18.80	
	Central Office Total							19.60	
21 Building Fund Total								19.60	
67 Self Insurance Fun	Central Office	987 Risk Management	Restricted	9029 Risk Management Administrative	2 - Classified Salaries	2305 Supv&adm Salaries	COORD DISMGT	1.00	
							COORD LV MGR	1.00	
							ENV H&S MGR	1.00	
							LAWCLK3	0.50	
							MGR FIXASSET	1.00	
							RISK MGT ADM	1.00	
							RISK MGT OFF	1.00	
						2305 Supv&adm Salaries Total		6.50	
						2405 Clerical Salaries	RISKMG ASST	1.00	
						2405 Clerical Salaries Total		1.00	
					2 - Classified Salaries Total			7.50	
				9029 Risk Management Administrative Total				7.50	
			Restricted Total					7.50	
		987 Risk Management Total						7.50	
	Central Office Total							7.50	
67 Self Insurance Fund Total								7.50	
Grand Total								4,563.97	

UNAUDITED ACTUALS
2022 - 2023

COMPONENTS
OF ENDING
FUND BALANCE
BY RESOURCE

As of 06/30/2023		Fiscal Year 2022/23 Actuals				
Resource	Beginning Balance	Revenue Activity	Expense Activity	Net Activity	Resulting Balance	
Fund 010 - General Fund						
0000	General Purpose-unrestricted	44,883,776.99	228,738,245.94	211,152,692.47	17,585,553.47	62,469,330.46
0002	Unrestricted Supplemental	.00	19,830,902.72	19,830,902.72	.00	.00
0004	Central Concentration	.00	25,310,482.33	25,310,482.33	.00	.00
0005	Central Supplemental	.00	31,126,572.62	31,126,572.62	.00	.00
0006	S&C Carryover	18,744,522.62	27,021,618.33	9,597,831.05	17,423,787.28	36,168,309.90
0007	One-time Addtl Budget	.00	4,994,715.00	2,933,566.30	2,061,148.70	2,061,148.70
0020	Home & Hospital	.00	760,291.10	760,291.10	.00	.00
0039	Charter Leases & Repairs	.00	29,029.00	29,029.00	.00	.00
0040	AB1840 Unrestricted	14,349,613.77	5,000,000.00-	1,945,591.34	6,945,591.34-	7,404,022.43
0041	AB1840 School Consolidation	10,008,000.00	2,241,184.72	2,241,184.72	.00	10,008,000.00
0050	Employees On Loan	.00	335,016.23	335,016.23	.00	.00
0070	Civic Center Rent	.00	404,192.58	404,192.58	.00	.00
0095	Charter School Admin Office	.00	972,325.32	972,325.32	.00	.00
0100	Release Time Subs	.00	90,749.43	90,749.43	.00	.00
0720	Unrestricted Transportation	.00	15,984,538.58	15,984,538.58	.00	.00
0901	1000 Broadway Move	.00	237,793.32	237,793.32	.00	.00
1100	State Lottery	.00	6,047,755.93	5,804,863.01	242,892.92	242,892.92
1400	Prop 30 Education Protect Act	.00	28,868,813.00	28,868,813.00	.00	.00
2600	Expanded Learning Opp Programs	6,449,046.62	36,954,291.00	17,401,245.55	19,553,045.45	26,002,092.07
3010	Title I-Basic Grant Low Income	.00	20,668,218.94	20,668,218.94	.00	.00
3182	ESSA: Comp Support & Improvmt	.00	3,995,778.61	3,995,778.61	.00	.00
3210	ESSER ElemScdrySchlEmgcyRelief	.00	746,452.40	746,452.40	.00	.00
3211	ESSER CA Comm School Partner	.00	1,459,543.95	1,459,543.95	.00	.00
3212	ESSER II	.00	25,199,074.94	25,199,074.94	.00	.00
3213	ESSER III	.00	29,549,113.97	29,549,113.97	.00	.00
3215	GEER Learning Loss Mitigation	.00	38,174.36	38,174.36	.00	.00
3216	ELO Esser II St Reserve	.00	3,565,111.75	3,565,111.75	.00	.00
3217	Expanded Learning GEER II	.00	728,580.94	728,580.94	.00	.00
3218	ELO ESSER III St Resv Emrgncy	.00	1,054,488.78	1,054,488.78	.00	.00
3219	ELO ESSER III St Resv LL	.00	4,228,572.98	4,228,572.98	.00	.00
3225	ESSER III ASES Summer	.00	2,430,624.60	2,430,624.60	.00	.00
3226	After School Educ & Safety	.00	1,835,575.84	1,835,575.84	.00	.00
3305	ARP IDEA Part B Local Ass.	.00	1,507,099.00	1,507,099.00	.00	.00
3307	ARP IDEA Part B Local Ass.CEIS	.00	265,959.00	265,959.00	.00	.00
3308	ARP IDEA Part B Preschool	.00	129,135.00	129,135.00	.00	.00
3309	ARP IDEA Part B Preschool CEIS	.00	22,789.00	22,789.00	.00	.00
3310	IDEA Basic Local Ass. Grant	.00	7,107,172.00	7,107,172.00	.00	.00
3311	IDEA Private School ISPs	.00	358,622.00	358,622.00	.00	.00
3312	IDEA Early Intervening Svc	.00	1,963,808.96	1,963,808.96	.00	.00
3315	IDEA Preschool Grants	.00	203,663.00	203,663.00	.00	.00
3318	IDEA Part B Preschool CEIS	.00	72,263.00	72,263.00	.00	.00
3327	IDEA Mental Health ADA Alloc	.00	412,668.00	412,668.00	.00	.00
3345	IDEA Preschool Staff Develop	.00	1,778.00	1,778.00	.00	.00
3385	IDEA Early Intervention Grant	.00	205,411.00	205,411.00	.00	.00
3395	Alternative Dispute Resolution	.00	14,922.00	14,922.00	.00	.00
3410	Transition Partnership Program	.00	416,947.78	416,947.78	.00	.00
3550	Voc & Applied Secondary&adult	.00	514,528.00	514,528.00	.00	.00
4035	Title 2-a Teacher Quality	.00	2,033,351.68	2,033,351.68	.00	.00
4124	T Iv 21st Century Com Learning	.00	3,746,923.54	3,746,923.54	.00	.00
4127	Title 4-Student Support	.00	1,169,405.06	1,169,405.06	.00	.00

As of 06/30/2023		Fiscal Year 2022/23 Actuals				
Resource	Beginning Balance	Revenue Activity	Expense Activity	Net Activity	Resulting Balance	
Fund 010 - General Fund (continued) Resource 4203						
4203 Title Iii Lep Student Program	.00	1,323,937.14	1,323,937.14	.00	.00	
4510 Indian Education	.00	35,204.24	35,204.24	.00	.00	
5630 Homeless Children & Youth	.00	26,656.49	26,656.49	.00	.00	
5634 Homeless Children & Youth II	.00	103,867.21	103,867.21	.00	.00	
5810 Other Federal	.00	111,315.11	111,315.11	.00	.00	
5844 Healthy Oakland Teens	.00	547,080.43	547,080.43	.00	.00	
5846 Human Trafficking Prevention	.00	473,634.77	473,634.77	.00	.00	
5856 DOJ COPS Sch Violence Prev Prg	.00	197,714.03	197,714.03	.00	.00	
6010 After School Learning&safeguard	.00	8,639,496.08	8,639,496.08	.00	.00	
6211 Lit Coach & Read Specialist	.00	6,821,547.00	.00	6,821,547.00	6,821,547.00	
6266 Educator Effectiveness	7,946,762.98	1,994,406.00	1,171,011.75	823,394.25	8,770,157.23	
6271 Teacher Incentive Program	.00	60,000.00	60,000.00	.00	.00	
6300 Lottery:instructionalmaterials	1,274,755.55	3,112,527.76	2,913,578.56	198,949.20	1,473,704.75	
6332 CCSPP Implementation Grant	.00	12,825,000.00	5,172,767.58	7,652,232.42	7,652,232.42	
6385 Riverside Community College	.00	457,739.13	457,739.13	.00	.00	
6386 Green Calif. Partnership Acad	.00	299,792.39	299,792.39	.00	.00	
6387 CTE Incentive Grant	.00	907,111.35	907,111.35	.00	.00	
6388 K12 Strong Workforce Grant	.00	4,544,982.74	4,544,982.74	.00	.00	
6500 Special Education	.00	113,191,452.57	113,191,452.57	.00	.00	
6520 SE Project Workability	.00	318,420.00	318,420.00	.00	.00	
6536 Dispute Prevent & Resolution	676,666.38	.00	676,666.38	676,666.38-	.00	
6537 Learning Recovery Support	2,623,323.51	.00	2,623,323.51	2,623,323.51-	.00	
6546 Mental Health Services	.00	2,525,848.00	2,525,848.00	.00	.00	
6547 Early Intervention Preschool	1,292,564.29	2,244,356.00	3,536,920.29	1,292,564.29-	.00	
6690 Tupe Grade 6-12 Tier 2	.00	190,938.00	190,938.00	.00	.00	
6695 Tupe - Youth Engagement Prop56	.00	208,804.00	208,804.00	.00	.00	
6762 Arts, Music, IM Block Grant	.00	9,808,647.00	.00	9,808,647.00	9,808,647.00	
7028 Kitchen Infrastructure Upgrade	826,909.00	.00	581,537.74	581,537.74-	245,371.26	
7029 Food Service Staff Training	289,128.00	.00	111,124.59	111,124.59-	178,003.41	
7032 2022 Kitchen Infra & Training	.00	3,149,104.00	.00	3,149,104.00	3,149,104.00	
7085 Prop 47 - LCSSP	632,632.16	478,776.60	254,581.86	224,194.74	856,826.90	
7220 Partnership Academy Program	.00	647,565.87	647,565.87	.00	.00	
7311 Classified Prof Development	169,930.30	.00	116,251.48	116,251.48-	53,678.82	
7370 Suppl Prog: Specialized Second	.00	210,972.35	210,972.35	.00	.00	
7412 A-G Access Grant	1,695,177.00	565,059.00	81,592.81	483,466.19	2,178,643.19	
7413 A-G Learning Loss Mitigation	635,515.00	211,838.00	25,139.67	186,698.33	822,213.33	
7425 Expanded Learning Opp Prop98	2,500,968.76	.00	2,500,968.76	2,500,968.76-	.00	
7426 Expanded Learning Opp Para	1,481,190.00	1,162,140.00	1,884,671.45	722,531.45-	758,658.55	
7435 Learning Recovery Emergency	.00	54,063,293.00	.00	54,063,293.00	54,063,293.00	
7690 On-Behalf Pension Contribution	.00	21,000,964.00	21,000,964.00	.00	.00	
7810 Other State	.00	915,577.52	915,577.52	.00	.00	
7811 Refugee Program Bureau-NC	.00	593,763.04	593,763.04	.00	.00	
7812 Early Literacy Support Block	.00	1,497,965.75	1,497,965.75	.00	.00	
7816 CalNEW Grant CDSS	.00	860,880.08	860,880.08	.00	.00	
7819 Dual Language Immersion	.00	160,000.00	96,812.45	63,187.55	63,187.55	
7820 Ethnic Studies Prof. Dev.	.00	251,599.00	.00	251,599.00	251,599.00	
8150 Ongoing & Major Maintenance	.00	22,217,092.79	22,217,092.79	.00	.00	
8210 Student Activity Funds	746,271.72	881,801.24	801,922.27	79,878.97	826,150.69	
9003 Live Scan Fingerprint	.00	11,580.25	11,580.25	.00	.00	
9006 Oakland Public Ed Fund	273,138.40	229,000.00	27,942.63	201,057.37	474,195.77	

As of 06/30/2023		Fiscal Year 2022/23 Actuals			
Resource	Beginning Balance	Revenue Activity	Expense Activity	Net Activity	Resulting Balance
Fund 010 - General Fund (continued) Resource 9009					
9009 Subsidiaries	1,733.30	.00	.00	.00	1,733.30
9011 Donations	1,020,765.63	449,570.21	336,575.47	112,994.74	1,133,760.37
9017 Bechtel	2,960.07	.00	.00	.00	2,960.07
9018 Oppenheimer Family Foundation	11,214.89	.00	.00	.00	11,214.89
9019 Cross-Age Mentoring Program	.00	53,363.30	53,363.30	.00	.00
9024 Oak Pub Ed - OaklandUndivided	201,024.17	534,412.00	221,777.07	312,634.93	513,659.10
9025 Roses In Concrete MOU	.00	54,450.45	54,450.45	.00	.00
9026 SF Fdn R&K Ridell Outdoor	280,877.49	.00	271,353.81	271,353.81-	9,523.68
9027 ELD Instruction Program	247,504.05	.00	47,213.41	47,213.41-	200,290.64
9034 Collaborative for Ed Excl	21,800.00	80,000.00	19,705.88	60,294.12	82,094.12
9037 National CTR BEI	63,647.39	56,000.00	39,293.55	16,706.45	80,353.84
9038 EatLearnPlayFdnt-Ed Ctr Prog	.00	1,010,000.00	72,240.44	937,759.56	937,759.56
9040 LEA Medi-Cal Former 5640	1,696,580.18	1,017,993.91	725,094.37	292,899.54	1,989,479.72
9042 Helzel Family Foundation	100,000.00	150,000.00	143,162.85	6,837.15	106,837.15
9043 Stupski Foundation	360,525.36	370,000.00	339,691.15	30,308.85	390,834.21
9044 City of Oakland	.00	597,247.14	597,247.14	.00	.00
9045 Taylor Charitable Foundation	227,000.00	.00	104,641.75	104,641.75-	122,358.25
9048 EatLearnPlayFdnt for OAL	.00	150,000.00	96,950.00	53,050.00	53,050.00
9049 EatLearnPlayFdnt for Garfield	.00	90,000.00	56,110.14	33,889.86	33,889.86
9059 Philanthropic Ventures Fndn	188,932.69	2,775.00	142,880.53	140,105.53-	48,827.16
9061 Sutter Health Foundation	75,000.00	.00	.00	.00	75,000.00
9062 ConnectED	.00	75,000.00	.00	75,000.00	75,000.00
9063 Gilead Sciences via OPEF	.00	362,500.00	90,836.94	271,663.06	271,663.06
9067 Walter & Elise Haas Fund	402,930.74	.00	202,622.01	202,622.01-	200,308.73
9084 University Of Calif, L A	2,427.50	.00	2,093.47	2,093.47-	334.03
9092 Semp Mental Health	27,973.85	1,714,457.60	1,742,431.45	27,973.85-	.00
9096 Music - Instruments	38,638.74	78,370.00	85,790.64	7,420.64-	31,218.10
9100 Sillicon Valley Fndtn	41,573.57	.00	20,000.00	20,000.00-	21,573.57
9110 SUMS	8,496.48	.00	.00	.00	8,496.48
9121 Oakland Fund Children & Youth	147,840.90	477,521.67	558,527.23	81,005.56-	66,835.34
9122 City of Oak Dept of Viol Prev	.00	200,000.00	151,582.09	48,417.91	48,417.91
9123 Rebate Programs	61,298.98	99,643.79	18,568.75	81,075.04	142,374.02
9134 City Of Oakland - Peg Funds	.00	11,754.88	11,754.88	.00	.00
9137 Casel Novo Foundation	30,248.67	.00	12,363.58	12,363.58-	17,885.09
9141 Stuart Foundation	145,159.58	.00	47,929.42	47,929.42-	97,230.16
9149 Al.cty. Health Care Serv.	13,811.45	.00	.00	.00	13,811.45
9157 City Of Livermore	31,915.17	.00	31,915.17	31,915.17-	.00
9161 Ac Waste Management Authority	284,214.99	267,932.77	85,913.72	182,019.05	466,234.04
9172 The California Endowment	18,500.00	.00	.00	.00	18,500.00
9180 Measure Y City Of Oakland	15,010.74	85,218.40	85,218.40	.00	15,010.74
9182 Rodgers Family Foundation	21,928.56	.00	1,295.62	1,295.62-	20,632.94
9197 Chvrn Grp - Prj Lead The Way	31,871.89	20,000.00	16,267.09	3,732.91	35,604.80
9201 Schusterman Family Foundation	918,296.39	.00	189,088.57	189,088.57-	729,207.82
9206 Alam.cty.pub.health-health&wel	135,427.49	398,444.30	417,202.21	18,757.91-	116,669.58
9209 New Tchr Ctr-sidney Frank	74,954.89	25,000.00	62,907.38	37,907.38-	37,047.51
9212 California Education Partners	13,044.55	.00	12,102.35	12,102.35-	942.20
9213 Alameda Alliance for Health	.00	50,000.00	4,625.00	45,375.00	45,375.00
9225 Kaiser Health&wellness W/ebcf	6,359,424.59	.00	3,467,481.26	3,467,481.26-	2,891,943.33
9234 S.h. Cowell Foundation	5,930.49	.00	.00	.00	5,930.49
9236 Kenneth Rainin Foundation	506,841.64	908,000.00	1,038,622.70	130,622.70-	376,218.94

As of 06/30/2023		Fiscal Year 2022/23 Actuals				
Resource	Beginning Balance	Revenue Activity	Expense Activity	Net Activity	Resulting Balance	
Fund 010 - General Fund (continued) Resource 9237						
9237	Kenneth Rainin Foundation	309,166.30	530,000.00	571,031.07	41,031.07-	268,135.23
9243	Association For Continuing Edu	126,921.08	305,000.00	233,354.07	71,645.93	198,567.01
9250	Packard Foundation	.00	44,000.00	29,321.99	14,678.01	14,678.01
9252	International Network For Publ	42,036.78	.00	41,670.62	41,670.62-	366.16
9255	AlamCty Unaccomp Immigrt Youth	8,010.36	20,650.00	2,493.90	18,156.10	26,166.46
9263	Harvard Residency Program	.00	70,000.00	70,000.00	.00	.00
9269	West Ed	5,848.72	72,502.50	22,067.87	50,434.63	56,283.35
9272	Mills - Lesson Study Proj	3,571.25	.00	3,420.84	3,420.84-	150.41
9273	Light Awrds Grnt(intrepid)	23,514.97	20,551.78-	2,963.19	23,514.97-	.00
9277	SF Fdnt OaklandPublicEdFund	5,911.03	.00	.00	.00	5,911.03
9283	Salesforce.org	575,140.44	4,802,928.00	5,175,498.66	372,570.66-	202,569.78
9286	Scribbles Sftwr Transcripts	46,456.45	27,237.33	10,674.39	16,562.94	63,019.39
9287	Refugee Transitions	4,543.33	.00	2,656.60	2,656.60-	1,886.73
9289	Oak Ed Fund Aagls	22,848.72	.00	2,000.00	2,000.00-	20,848.72
9291	Silvergiving Fndatn	163,158.99	.00	123,148.33	123,148.33-	40,010.66
9294	Code.org	198.62	.00	.00	.00	198.62
9297	Baphr - Lgbtq Supprt	.00	1,774.09	.00	1,774.09	1,774.09
9298	General Mills Foundation	16,803.82	.00	2,085.70	2,085.70-	14,718.12
9301	Restorative Justice Fees	37,058.00	.00	2,724.17	2,724.17-	34,333.83
9305	Educate 78 -asp.pri.prg.	160,549.10	.00	10,419.60	10,419.60-	150,129.50
9313	LEARNING POLICY GRANT	5,524.06	.00	.00	.00	5,524.06
9315	North Carolina State	15,000.00	.00	.00	.00	15,000.00
9316	PCY 360/365 Grant	7,257.15	3,500.00	1,907.51	1,592.49	8,849.64
9318	Allt.AssessmentCapstoneProject	14,258.49	.00	2,880.56	2,880.56-	11,377.93
9321	Workforce Development Plan	60,964.40	18,737.35	52,221.76	33,484.41-	27,479.99
9331	Rockefeller Philanthrpy	209,586.08	.00	209,586.08	209,586.08-	.00
9332	Measure G1 Parcel Tx	8,894,807.83	11,780,533.03	11,484,795.43	295,737.60	9,190,545.43
9333	Measure N	12,410,745.70	11,781,563.24	12,188,880.36	407,317.12-	12,003,428.58
9334	Measure G, Parcel Tax	.00	20,689,314.04	15,396,264.45	5,293,049.59	5,293,049.59
9337	PTA LOCAL SCHOOLS	440,410.91	1,070,722.97	1,121,812.36	51,089.39-	389,321.52
9342	Golden State Warriors Grant	39,686.12	175,000.00	29,328.28	145,671.72	185,357.84
9343	Learn Fresh Educ Brookfield	1,636.98	.00	1,636.98	1,636.98-	.00
9960	Stale Dated Warrants	514,079.00	34,681.97	.00	34,681.97	548,760.97
Total for Fund 010		155,502,914.80	881,470,973.32	753,844,343.87	127,626,629.45	283,129,544.25
Fund 110 - Adult Education Fund						
3905	ABE/ESL/CITIZ/VESL/VABE	.00	134,480.00	134,480.00	.00	.00
3913	Title II ASE/GED	.00	43,205.00	43,205.00	.00	.00
3926	Adult Basic Ed EL Civics	.00	28,050.00	28,050.00	.00	.00
6371	Calworks ROP	34,501.00	14,293.00	.00	14,293.00	48,794.00
6391	Adult Education Program	582,550.73	2,667,211.66	2,956,003.83	288,792.17-	293,758.56
7690	On-Behalf Pension Contribution	.00	130,145.00	130,145.00	.00	.00
9005	Adult Ed NCFL	12,648.31	.00	.00	.00	12,648.31
9011	Donations	32,043.30	.00	.00	.00	32,043.30
9183	Subsidiary Adult Ed	95,717.03	.00	.00	.00	95,717.03
9214	Private Industry Council/projs	295,646.03	77,700.00	88,303.33	10,603.33-	285,042.70
9400	Adult Ed General Fund	248,497.02	4,671.09	.00	4,671.09	253,168.11
9960	Stale Dated Warrants	750.00	556.82	.00	556.82	1,306.82
Total for Fund 110		1,302,353.42	3,100,312.57	3,380,187.16	279,874.59-	1,022,478.83
Fund 120 - Child Development Fund						
5025	Cd Fcc Center-based,fctr,fhud	.00	743,449.81	743,449.81	.00	.00
Selection Grouped by Fund - Sorted by Resource, (Org = 30, As of Date = 6/30/2023, Actuals = Y, Enc = N, SACS Fund = N, SACS Rsrc = N, SACS = N, Restricted Accts = Y)				ESCAPE ONLINE		
				Page 4 of 6		

As of 06/30/2023		Fiscal Year 2022/23 Actuals				
Resource	Beginning Balance	Revenue Activity	Expense Activity	Net Activity	Resulting Balance	
Fund 120 - Child Development Fund (continued) Resource 5058						
5058	Child Dev CRRSA One-Time AB82	431,884.59	.00	271,075.20	271,075.20-	160,809.39
5059	American Rescue Plan Act 1X	445,200.00	.00	325,262.64	325,262.64-	119,937.36
5161	Child Dev Prog CCTR PCA 15557	21,920.00	11,528.00	32,552.44	21,024.44-	895.56
5162	Child Dev Prog CCTR PCA 14551	209,098.00	149,015.00	.00	149,015.00	358,113.00
5163	Child Dev ARPA Funded Stipends	241,300.00	.00	.00	.00	241,300.00
6052	Prek Family Literacy Support	.00	7,500.00	7,500.00	.00	.00
6053	Universal PreK Planning	.00	682,413.73	682,413.73	.00	.00
6105	Ece-child Development Programs	.00	15,981,914.85	15,981,914.85	.00	.00
6128	Inclusive Early Educ Exp Prog	.00	593,003.96	593,003.96	.00	.00
6129	ECE CCTR Reserve CDSS	417,188.97	6,263.09	.00	6,263.09	423,452.06
6130	ECE CSPP Reserve CDE	1,900,773.67	545,665.57	.00	545,665.57	2,446,439.24
7690	On-Behalf Pension Contribution	.00	331,975.00	331,975.00	.00	.00
9011	Donations	110,309.71	15,703.69-	1,986.85	17,690.54-	92,619.17
9046	Schwab Charitable through OPEF	.00	25,000.00	6,636.71	18,363.29	18,363.29
9121	Oakland Fund Children & Youth	45,311.47	.00	23,948.27	23,948.27-	21,363.20
9185	"first 5" Alameda County	203,206.87	227,000.00	368,479.04	141,479.04-	61,727.83
9186	"First 5" Measure AA	.00	441,470.21	441,470.21	.00	.00
9860	Interest Revenue Pool	128,872.88-	19,961.78-	.00	19,961.78-	148,834.66-
9960	Stale Dated Warrants	35.28	153.25	.00	153.25	188.53
Total for Fund 120		3,897,355.68	19,710,687.00	19,811,668.71	100,981.71-	3,796,373.97
Fund 130 - Cafeteria Fund						
5310	Child Nutrition School Program	22,460,013.34	22,880,141.90	16,169,087.54	6,711,054.36	29,171,067.70
5320	Child Nutrition Ccfp Claims	5,836,528.74	4,689,882.64	5,294,585.72	604,703.08-	5,231,825.66
5465	Covid ER Emergency Cost Reimb	491.59	.00	491.59	491.59-	.00
5466	Supply Chain Assistance Funds	.00	808,163.20	804,627.39	3,535.81	3,535.81
7690	On-Behalf Pension Contribution	.00	24,732.00	24,732.00	.00	.00
7813	CDFA Farm to School Innovation	.00	128,332.81	128,332.81	.00	.00
9011	Donations	70,391.91	.00	.00	.00	70,391.91
9295	Share Our Strength	90,883.54	.00	90,883.54	90,883.54-	.00
9960	Stale Dated Warrants	6,188.37	5,964.54-	.00	5,964.54-	223.83
Total for Fund 130		28,464,497.49	28,525,288.01	22,512,740.59	6,012,547.42	34,477,044.91
Fund 140 - Deferred Maint Fund						
9914	Deferred Maintenance Fund	6,271,877.40	3,073,648.10	3,980,200.54	906,552.44-	5,365,324.96
Fund 210 - Building Fund						
7690	On-Behalf Pension Contribution	.00	10,184.00	10,184.00	.00	.00
9350	Measure J Gnrl Oblgtn Bd	1,673,738.88	37,115.14	855,970.43	818,855.29-	854,883.59
9399	Series 2009b Build America Bnd	4,044,057.09	101,629.92	2,703,811.37	2,602,181.45-	1,441,875.64
9450	Measure J Gn Oblg Series 2015a	1,440,946.90	28,434.97	324,905.81	296,470.84-	1,144,476.06
9599	Measure B Series 2012a	350,863.87	7,617.92	358,481.79	350,863.87-	.00
9650	Measure J Gn Oblg Series 2019a	29,842,994.12	673,087.39	6,532,828.38	5,859,740.99-	23,983,253.13
9655	Measure Y Series 2021A NonTax	143,356,344.34	3,006,436.88	50,049,255.12	47,042,818.24-	96,313,526.10
9656	Measure Y Series 2021B Taxable	31,150,380.55	618,889.48	6,575,718.71	5,956,829.23-	25,193,551.32
9750	Measure J Gn Oblg Series 2019b	6,516,813.30	87,623.18	157,000.00	69,376.82-	6,447,436.48
9799	G.o. Bonds Series 2016a	6,874,333.83	145,162.81	1,233,307.81	1,088,145.00-	5,786,188.83
9960	Stale Dated Warrants	86,657.40	65,846.61	.00	65,846.61	152,504.01
Total for Fund 210		225,337,130.28	4,782,028.30	68,801,463.42	64,019,435.12-	161,317,695.16
Fund 250 - Cap Fac Fd - Developer Fees						
9021	Mitigation and Developer Fees	16,971,836.95	3,546,695.47	320,643.68	3,226,051.79	20,197,888.74
9036	City Of Oakland	3,388.93	.00	.00	.00	3,388.93
Selection		Grouped by Fund - Sorted by Resource, (Org = 30, As of Date = 6/30/2023, Actuals = Y, Enc = N, SACS Fund = N, SACS Rsrc = N, SACS = N, Restricted Accts = Y)			ESCAPE	ONLINE
						Page 5 of 6

As of 06/30/2023		Fiscal Year 2022/23 Actuals				
Resource	Beginning Balance	Revenue Activity	Expense Activity	Net Activity	Resulting Balance	
Fund 250 - Cap Fac Fd - Developer Fees (continued) Resource 9133						
9133 Bart Easement	32,161.00	.00	.00	.00	32,161.00	
Total for Fund 250	17,007,386.88	3,546,695.47	320,643.68	3,226,051.79	20,233,438.67	
Fund 350 - County School Facilities Fund						
7710 State Sch Facilities P	11,608,288.82	207,781.51	1,493,259.38	1,285,477.87-	10,322,810.95	
9960 Stale Dated Warrants	500.00	4,497.20	.00	4,497.20	4,997.20	
Total for Fund 350	11,608,788.82	212,278.71	1,493,259.38	1,280,980.67-	10,327,808.15	
Fund 400 - Special Reserve Capital						
7814 Air Resources Board	175,415.90	.00	175,415.90	175,415.90-	.00	
9011 Donations	25,163.70	.00	12,258.98	12,258.98-	12,904.72	
9036 City Of Oakland	138,419.50	.00	.00	.00	138,419.50	
9216 Hrsa Grnt Mcclymonds Youth/fam	12,324.84	.00	.00	.00	12,324.84	
9251 East Bay Asian Youth Center	210,200.00	.00	204,049.39	204,049.39-	6,150.61	
9940 Reserve for Capital Projects	163,818.26	2,864,720.47	104,970.25	2,759,750.22	2,923,568.48	
Total for Fund 400	725,342.20	2,864,720.47	496,694.52	2,368,025.95	3,093,368.15	
Fund 510 - Bond Interest & Redemption						
9010 Other Local Resources	100,033,984.29	99,807,453.02	111,806,461.97	11,999,008.95-	88,034,975.34	
Fund 512 - Sinking Fund						
9258 Sinking Fund	21,314,712.65	1,687,429.48	.00	1,687,429.48	23,002,142.13	
Fund 513 - Sinking Fund						
9258 Sinking Fund	9,819,731.16	1,072,906.57	.00	1,072,906.57	10,892,637.73	
Fund 670 - Self Insurance Fund						
7690 On-Behalf Pension Contribution	.00	2,265.00	2,265.00	.00	.00	
9030 Workers' Comp	17,400,798.46	5,658,260.55	8,324,928.98	2,666,668.43-	14,734,130.03	
9031 Property & Liability	54,381.83	8,852,284.84	8,224,462.76	627,822.08	682,203.91	
9032 Dental Self-Insured	1,870,144.84	5,218,780.96	5,546,710.49	327,929.53-	1,542,215.31	
9960 Stale Dated Warrants	1,254.01	375.00	.00	375.00	1,629.01	
Total for Fund 670	19,326,579.14	19,731,966.35	22,098,367.23	2,366,400.88-	16,960,178.26	
Total for Org	600,612,654.21	1,069,586,387.37	1,008,546,031.07	61,040,356.30	661,653,010.51	