



OAKLAND UNIFIED  
SCHOOL DISTRICT  
*Community Schools, Thriving Students*

# Superintendent Report



iam OUSD

November 3, 2021



# Superintendent Report Overview

---

## **Covid Safety Protocols**

- Testing Implementation
- Vaccine Implementation

## **Sojourner Truth Distance Learning Update**

- Attendance & Services

## **Enrollment & Attendance**

- Enrollment Counts
- Attendance Numbers





# Covid Safety Protocols



# Vaccine Outreach

Everyone ages 12+ are  
eligible for the vaccine in  
Alameda County!

## Booster shots are now available to all educators:

Educators (including staff or contractors working for the district) can access booster shots through your healthcare provider, pharmacies, and community locations (not currently available at school-based pop-ups). Remember to bring your vaccine card or proof of your first two Pfizer shots from the [Digital COVID-19 Vaccine Record website](#). As with the second shot, side effects may be [experienced](#) after the booster shot. On Wednesday, 10/20, the FDA authorized boosters for those who received Moderna and Johnson & Johnson vaccines. More information will be available soon.

## School-Based Vaccine Pop-Ups at OUSD Schools:

In partnership with Alameda County & School-Based Health Center Lead Agencies, we are offering pop up events at the following sites. Starting in mid-November, County-run clinics will move to elementary and middle school as well as community hubs. Visit [www.ousd.org/vaccine](http://www.ousd.org/vaccine) for dates & times.

- **Weekly:** Oakland High, Madison Park, Castlemont (biweekly), McClymonds (biweekly), The Central Kitchen - West Oakland (NEW!)  
Testing also available. Saturdays through December 18th
- **Pop-ups:** Elmhurst United, West Oakland Middle, Rudsdale







# COVID-19 Student Vaccination Data 2021-22

See <https://www.ousd.org/vaccine> for information about COVID vaccination at OUSD.

Data shown include COVID-19 vaccination data on OUSD students eligible to receive a COVID-19 vaccine (12 years or older). Individuals are considered fully vaccinated 14 or more days after either the first shot of the 1-dose vaccine or the second shot of the 2-dose vaccine.



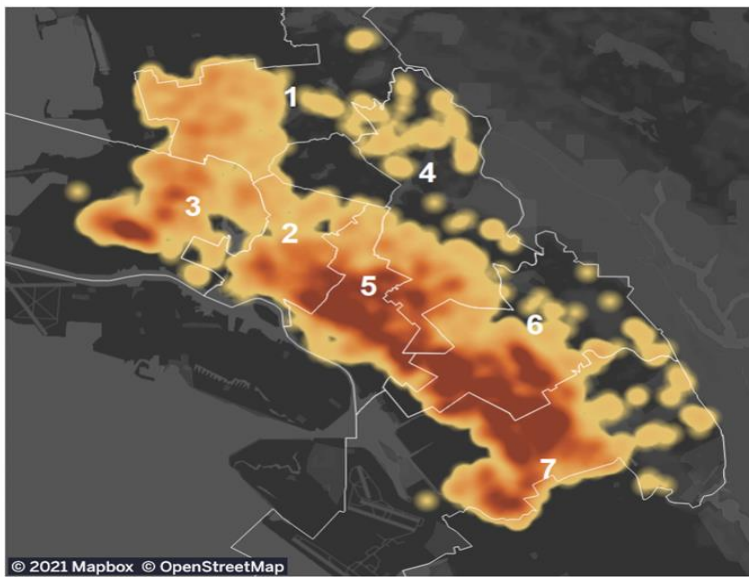
**57.5%** of eligible students\* are fully or partially vaccinated

\*age 12 or older as of yesterday

## Where are the most students unvaccinated?

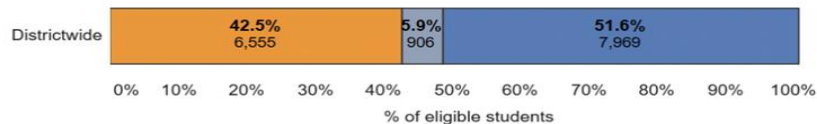
In the heat map below, the darker the orange, the higher the concentration of students\* who are not vaccinated or have an unknown vaccination status.

\*age 12 or older as of 10/26/2021

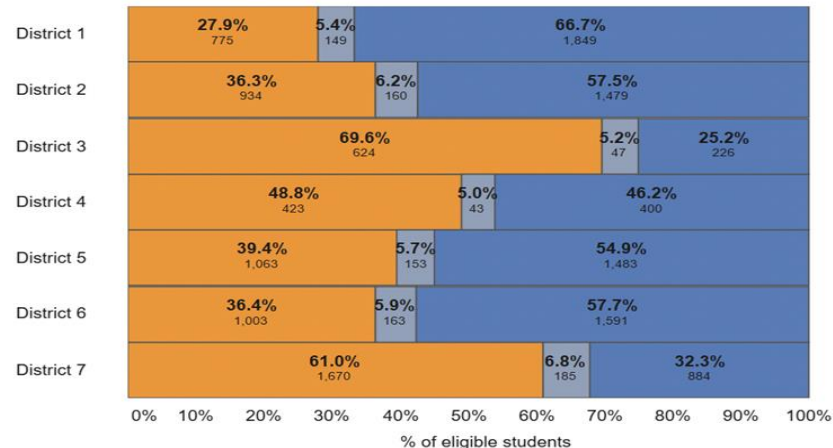


Not vaccinated/Unconfirmed Partially vaccinated Fully vaccinated

## Vaccine-eligible student vaccination rate



## Vaccine-eligible student vaccination rate by board district



Contact [kala.villanueva@ousd.net](mailto:kala.villanueva@ousd.net) with any questions or comments about this dashboard

Dashboard is updated nightly. Data here include COVID-19 vaccination data in our student information system up to yesterday.



# Covid Testing Implementation Update

- Pooled Testing Pilot launched 10/4 & 10/5 at Reach Academy, Garfield, OAK, and EnCompass
- Over 40 Secondary Pop-Ups conducted in September and October
- Regular Bi-Weekly Testing at Secondaries will begin 10/18



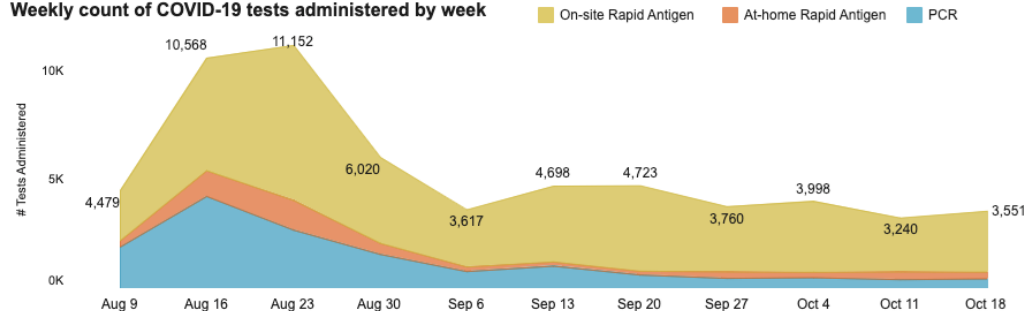
## Weekly COVID-19 Testing at OUSD Sites 2021-22

Data shown include COVID-19 tests administered through OUSD testing programs and reported via Primary from August 9, 2021 through the prior Sunday. OUSD is currently piloting pooled testing, which is not reflected in this dashboard.



See <https://www.ousd.org/covidtesting> for information about COVID testing at OUSD.

### Weekly count of COVID-19 tests administered by week



### Tests administered the week of 10/18/2021

On-site Rapid Antigen

**2,794**


At-home Rapid Antigen

**310**

Total PCR

**447**

### Weekly test positivity rate



### Cumulative count of COVID-19 tests administered since the start of the 2021-22 school year



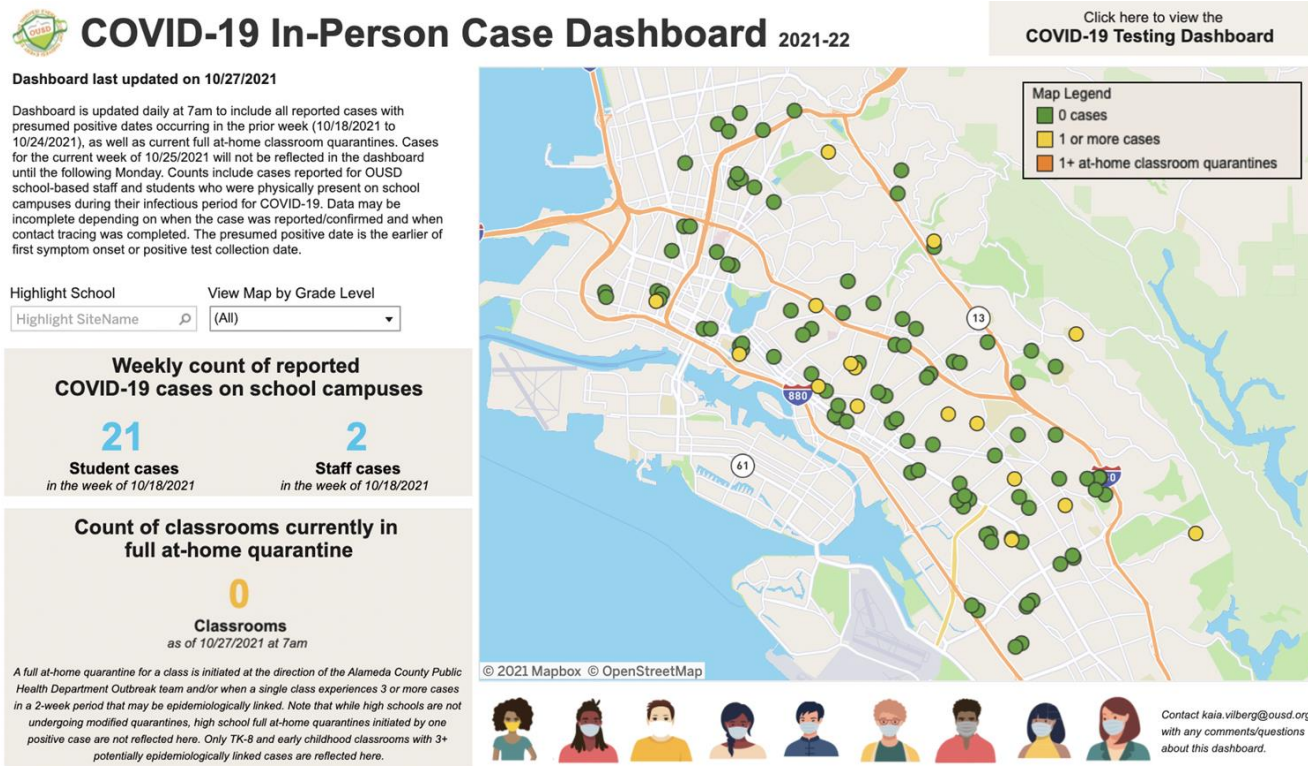
Contact [kala.vilberg@ousd.org](mailto:kala.vilberg@ousd.org) with any questions or comments about this dashboard.

Dashboard is updated nightly. Data here include COVID-tests administered and resulted up to 10/24/2021



# Positive Case Dashboard and Protocols

1. Weekly count of COVID-19 cases on school campuses are updated daily for the **previous week**
2. Count of classrooms currently in full at-home quarantine are updated daily for the **current week**





# Changes to the Positive Case Dashboard



## Weekly Districtwide Data

Dashboard last updated on 10/27/2021

Dashboard is updated daily at 7am to include all reported cases with presumed positive dates occurring in the prior week (10/18/2021 to 10/24/2021), as well as current full at-home classroom quarantines. Cases for the current week of 10/25/2021 will not be reflected in the dashboard until the following Monday. Counts include cases reported for OUSD school-based staff and students who were physically present on school campuses during their infectious period for COVID-19. Data may be incomplete depending on when the case was reported/confirmed and when contact tracing was completed. The presumed positive date is the earlier of first symptom onset or positive test collection date.

Calendar Note

- First Week of School
- Last Week of School
- In Session
- Break

### Weekly count of reported student COVID-19 cases on school campuses



### Weekly count of reported staff COVID-19 cases on school campuses



### Weekly count of classrooms in full at-home quarantine

Graph shows the weekly count of classrooms with at least 1 day during the week in full at-home quarantine. Full at-home quarantines may last up to 10 days after the date of on-site exposure and thus 1 classroom may be represented across multiple weeks (depending on when cases are reported to us). Effective beginning the week of 08/30/21, high schools are not undergoing modified quarantines, and thus high school full at-home quarantines initiated by one positive case are no longer reflected here. Only TK-8 and early childhood classrooms with 3+ potentially epidemiologically linked cases are reflected here.





# Sojourner Truth/Independent Study Update



# Sojourner Truth Update

---

- Number of students enrolled in the school as of 10/27: 1014.
- Two TSAs have been hired and recruitment for a third TSA and a counselor is currently in process.
- Students are being enrolled on a continuous basis.
- Recent Improvements:
  - Daily Check-ins with Tk/K-12th grade families on ZOOM.
  - The Admin Team schedules office hours once a week.
  - Provide chromebook support twice a week for families and staff.
  - Partnering with the OUSD Academics team to provide curriculum support.
  - Partnering with REACH to gather feedback from families on program improvements.
  - Partnering with Zion Learning to offer one on one tutoring support.

**Please Visit  
our OUSD  
Website for  
more  
information:**

[https://www.ousd.org/independents\\_tudy](https://www.ousd.org/independents_tudy)



# Attendance and Enrollment



# Overall Attendance Update (Aug 9-Oct 26)

Grade level	All Students	ELL	Newcomer	SPED	Unhoused	Foster Youth	African American	Asian	Latino	White
<b>PreK</b>	94%	92%	Data not collected in PreK	89%	86%	Data not collected in PreK	86%	92%	90%	91%
<b>GrTK-5</b> (avg enrollment)	90% (17,336)	89% (6554)	88% (1340)	86% (2274)	80% (125)	84% (56)	86% (3246)	93% (2009)	89% (7571)	95% (2335)
<b>Gr6-8</b> (avg enrollment)	91% (6664)	90% (2064)	90% (389)	86% (1180)	80% (44)	83% (32)	87% (1465)	96% (623)	91% (3238)	96% (660)
<b>Gr9-12</b> (avg enrollment)	88% (9147)	83% (2400)	83% (1031)	82% (1460)	87% (77)	76% (82)	85% (2273)	95% (1079)	86% (4221)	94% (792)

\* MetWest and Sojourner Truth NOT included.



# Enrollment Update (TK-12)

Grade	Enrollment as of 10/27/21	Enrollment as of 10/19/21	Enrollment as of 10/5/21	Projected Enrollment
Non-SDC				
TK-5	17,162	17,169	17,160	17,470
6-8	6,492	6,497	6,476	6,612
9-12	9,235	9,251	9,187	9,139
TK-12	32,889	32,917	32,823	33,221
SDC TK-12	1,557	1,545	1,555	1,742
<b>Total TK-12</b>	<b>34,446</b>	<b>34,462</b>	<b>34,378</b>	<b>34,963</b>





**EVERY STUDENT THRIVES!**



**OAKLAND UNIFIED  
SCHOOL DISTRICT**  
*Community Schools, Thriving Students*

1000 Broadway, Suite 680, Oakland, CA 94607

[www.ousd.org](http://www.ousd.org)



@OUSDnews