



OAKLAND UNIFIED
SCHOOL DISTRICT
Community Schools, Thriving Students

Superintendent Report



iam OUSD

October 28, 2020

Superintendent Report Overview



- ❖ Learning Hub Updates
- ❖ Fall Family Survey
 - www.ousd.org/shareyourvoice
- ❖ Appendix: Distance Learning Updates
 - Enrollment
 - Attendance
 - Divise and Meal Distributions

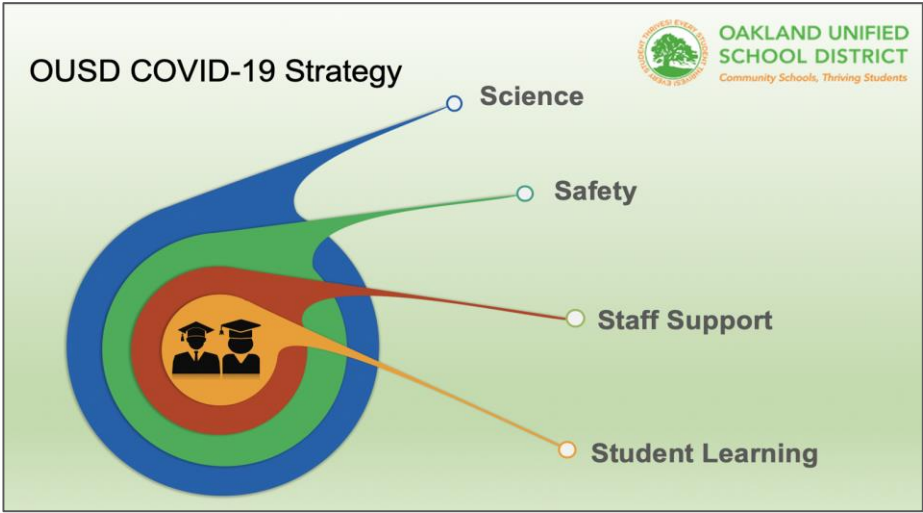
Learning Hub Updates

Mission

Oakland Unified School District (OUSD) will build a Full-Service Community District focused on high academic achievement while serving the whole child, eliminating inequity, and providing each child with excellent teachers, every day.

Vision

All OUSD students will find joy in their academic experience while graduating with the skills to ensure they are caring, competent, fully-informed, critical thinkers who are prepared for college, career, and community success.



Partnerships with the City

Learning Hubs

City of Oakland/OUUSD/CBO partnerships to provide full day academic and enrichment support program at three initial City Park and Rec sites (DeFremery, Carmen Flores, Jinkins, Peralta Hacienda; Spanish Speaking Citizens Foundation in planning)

Pods

Partnerships with community organizations to provide homework and enrichment programs (e.g., Oakland Housing Authority-virtual, other partnerships and sites in planning)

Virtual Tutoring

Partnership with Oakland Ed Fund. Volunteers matched with teachers (classroom Zoom Assistants) and with individual students (tutoring). 60 volunteers matched with nearly 240 more in process.

Special Education Services and Testing

Support Pods

We are providing in-person services beyond the virtual instructional day to a group of students identified by their teachers as being impacted by significant skill regression. Pods will launch in November at seven OUSD campuses, each with 2-3 pods on site. These pods are being supported by Non Public Agency Staff and paraeducators from AFSCME.

In-Home Service

We have partnered with two nonpublic agencies to provide in-home behavioral technician support and in-home tutoring for our students who have experienced the most significant skill regression. Additionally, we launched a cadre of engagement liaisons to support the reengagement of a small group of students with IEPs who are not attending online courses.

Assessment

We have several assessment teams working on unfinished evaluations from the Spring of 2020, and we are expanding our capacity through the expansion of contracted assessors and OUSD volunteers.

Forthcoming Pilot Learning Hubs at OUSD Sites

Purpose	Location(s)	Number of Students
Students with Unstable Housing	Dewey	up to 4
Students struggling with Distance Learning	CCPA Roosevelt	up to 12 up to 12

Enrollment & Attendance Updates

Enrollment update

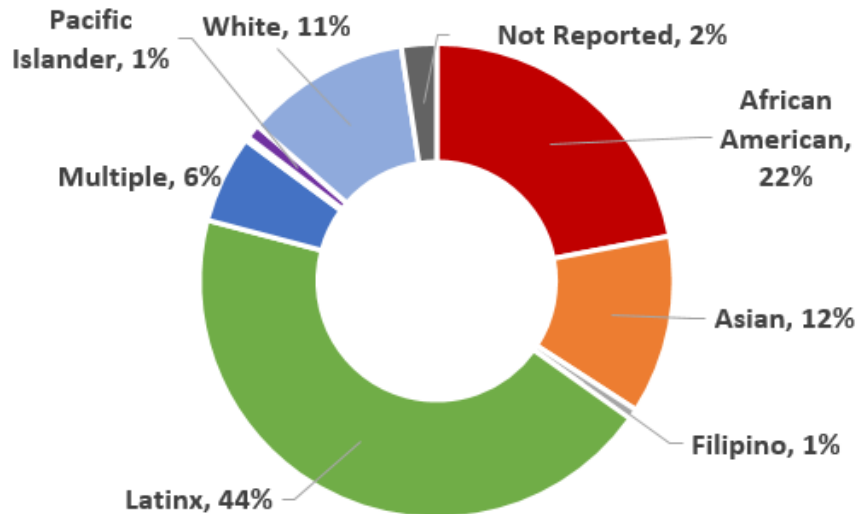
Grade	Oct 6 2020	Projection	Diff from Projection
K	2,691	3,047	-356
6	2,231	2,132	+99
9	2,134	2,362	-228
All Grades*	35,261	35,731	-470

**The “All Grades” numbers above include general education and special education students but exclude students in non-public schools, home/hospital settings, and special ed young adult programs because the District does not project for those groups. The enrollment and projections numbers for K, 6, and 9 exclude special education students classified as Special Day Class (SDC) because the District does not project SDC students by grade.*

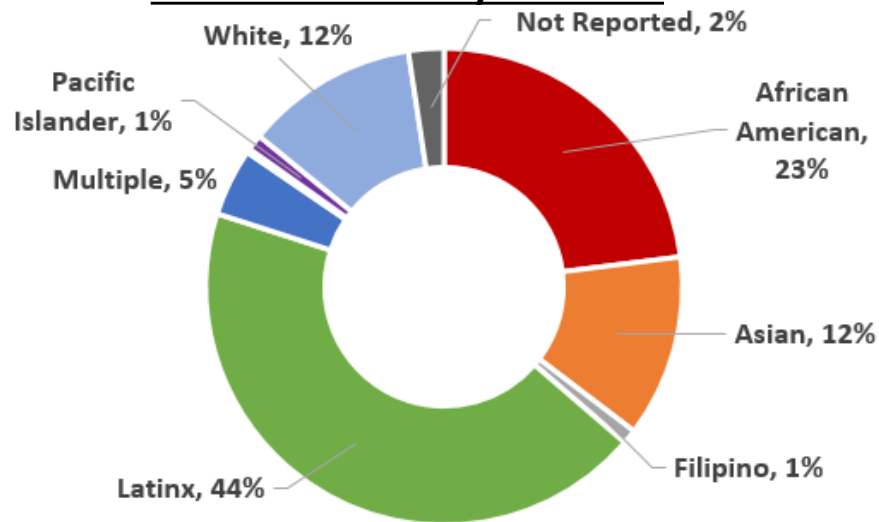
Demographic Comparison

- The disaggregation by ethnicity this year is nearly identical to last year (see below).
- Data on special education, English Learners, and free/reduced-price lunch is not yet available to be shared.

Current Year Ethnicity Breakout



Prior Year Ethnicity Breakout



Preliminary attendance results* (Aug 10-Oct 20)

Grade level	All Students	ELL	New-comer	SPED	Unhoused	Foster Youth	African American	Latino	Asian	White
TK-5 (current enrollment)	95% (18516)	94% (5878)	92% (1465)	92% (2421)	83% (182)	92% (46)	91% (3668)	94% (7784)	97% (2367)	98% (2464)
6-8 (current enrollment)	95% (6944)	93% (1884)	92% (411)	92% (1205)	86% (91)	91% (40)	92% (1569)	95% (3319)	97% (697)	99% (691)
9-12 (current enrollment)	88% (9558)	82% (2614)	78% (1039)	85% (1496)	74% (469)	76% (94)	86% (2477)	85% (4352)	95% (1215)	96% (785)

* MetWest and Sojourner Truth NOT included.

Technology Update

Supporting Families to Gain Access



Supported over **200 Oakland Castlemont students** and their siblings to get Chromebooks and Hotspots so students could access online learning or upgrade their technology with a new Oakland Undivided chromebooks and T-Mobile hotspot.

Site Leadership:

- Michael Scott-Principal
- Jen Bender-Distance Learning Lead
- Michelle Espino-Assistant Principal
- Teachers and Staff

Community Leadership:

- Mayor Libby Schaaf
- Director James Harris
- City Council Members: Dan Kalb, Noel Gallo, and Sheng Thao












Community Partners

- Kapor Center
- Unity Council
- Oakland Reach
- Tech Exchange
- Alternatives in Action
- Oakland Undivided Team
- Mama Jean's Pantry
- 100 Black Men
- Oakland Ed Fund



Student Technology Access Dashboard

Developed dashboard that tracks individually how we can confirm that every student has access to the appropriate technology by using 4 types of data: Tech Check survey that is validated with login, computers and hotspots checked out to students by OUSD (OUSD Loaners) and OU Devices, and device tracking that is collected every time a student logs into Clever or Google.

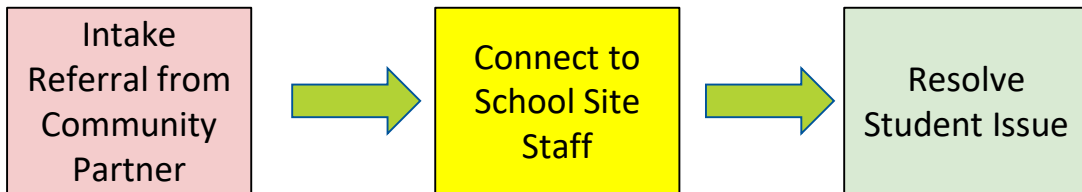
		Survey Data	Computer	Internet Access		Validated				
School	Grade	Overall Status 	Survey Computer	Survey Internet	OUSD Loaner	OU Computer	OUSD Hotspot	OU Hotspot 	Clever Login	Google Login
		Have Both 	(All) 	(All) 	(All) 	(All) 	(All) 	(All) 	(All) 	(All) 
Oakland High	Grade 12	Have Both			Yes					Yes
Manzanita	Grade 3	Have Both	No	Yes		Yes	Yes	Yes		
Manzanita	Grade 4	Have Both			Yes				Yes	Yes
Cleveland	Grade 4	Have Both	Yes	Yes	Yes				Yes	Yes
Glenview	Grade 4	Have Both	No	Yes					Yes	Yes

Disaggregated Data to Connect Students

Where is OUSD focusing our outreach to ensure that all students have a quality connection to distance learning?

- Out of the 35,275 students enrolled in the district, **only 142 (.4%) were accessing their online learning through a phone**. We are currently going student by student to ensure they have a device.
- **67/82 schools have 100% of the Unhoused students** confirmed to have both internet access and a computer to access distance learning
 - There are 749 Unhoused/Homeless Students currently identified in OUSD
 - 44 students may need both internet access or a computer
 - 29 students may need internet access
 - 16 students may need a computer
- **69/82 schools have 100% of the Foster Youth** confirmed to have both internet access and a computer to access distance learning.
 - There are 197 Unhoused/Homeless Students currently identified in OUSD
 - 25 students may need both internet access or a computer
 - 5 students may need internet access
 - 3 students need a computer

Support from Community Partners



Partnering with our **Community Based Organizations** to leverage the deep relationships with families to identify our families that are struggling to get connected to Distance Learning

31 Intakes from Community Partners

49 families identified by Oakland Reach

- 6 Students that needed a computer
- 28 had received a computer by the school

Community Partners Supporting Outreach

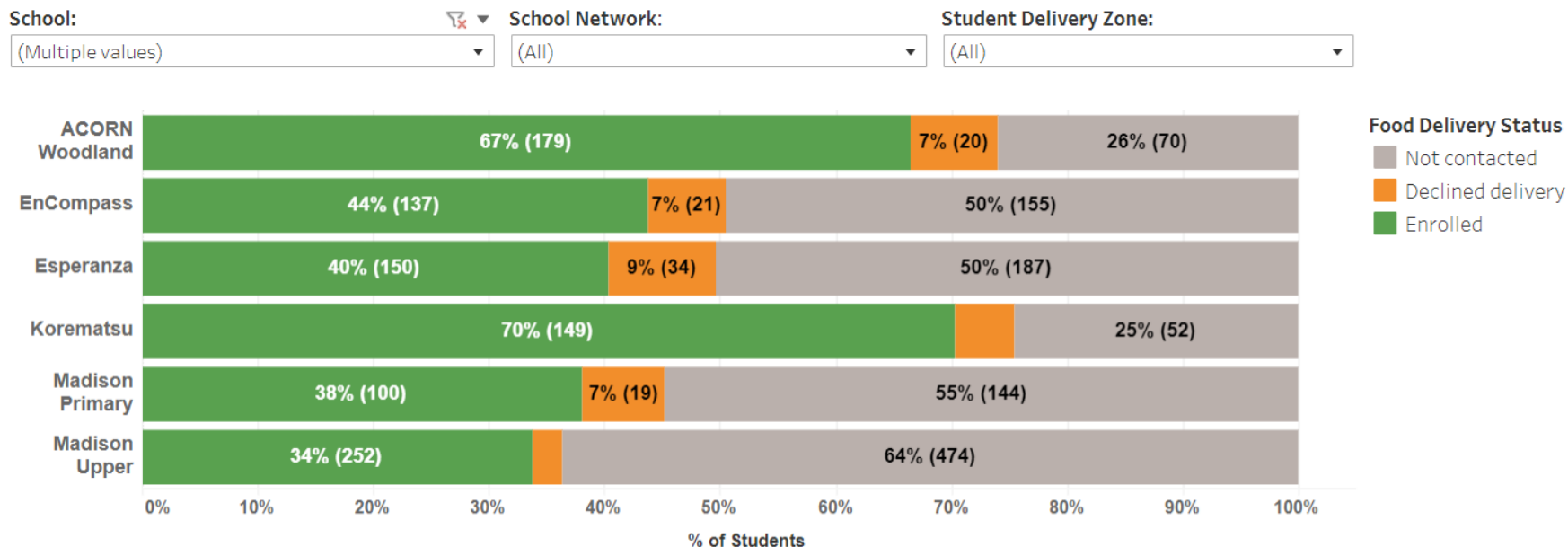
Bay Area Plan
Oakland Reach
Office of Equity
Mayor's Office
Ninguna
Communications Department
Bay Area Plan
Families in Action
CEEBSE
Oakland Tech Exchange

Battling Food Insecurity for Our Families

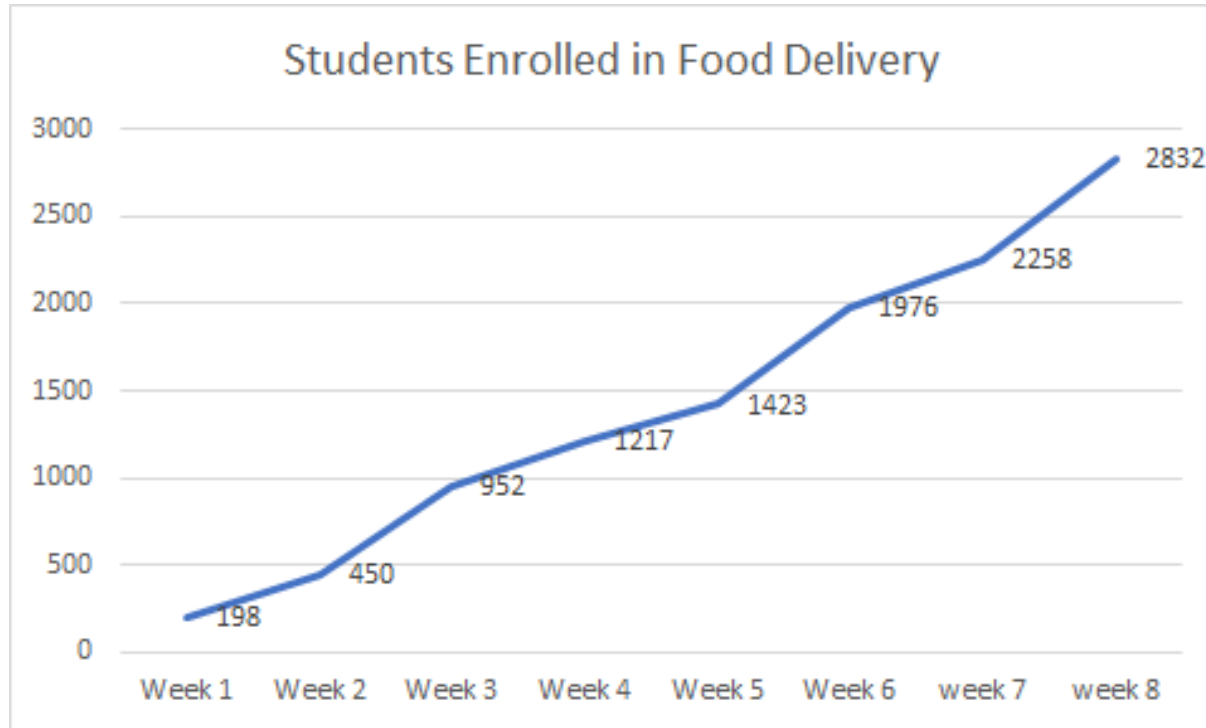
District Launch

Home Delivery-Pilot Schools

OUSD Food Delivery Enrollment Tracker *(as of October 20, 2020)*



Student Enrollment in Home Delivery Pilot



Weeks 1 & 2: Serving 2 school with volunteer drivers from OUSD staff

Weeks 3-4: Serving 6 schools with bilingual drivers from “Growing Together”

Week 5-8: Serving students living East of 73rd Ave

During the week of October 19th, OUSD delivered 53,808 meals to the homes of 2,832 children

“Growing Together” Driver-Mario Mendoza



Mario Mendoza is a part of the team of parents who provide home delivery service of food to families, and he also does administration and customer service.

“My sons have lived in Oakland since they were born. One of them attended both Harriet Tubman Pre-School and **Hoover Elementary School**. He's now on his last year of high school and is college bound. In name of all our community, we thank you for all the help you've provided through these unprecedented times. I can go on and on to tell the impact in our lives. I can only say **THANK YOU**”

To date, “Growing Together” has contracted with over **25 out of work OUSD parents to deliver produce boxes and school meals to OUSD families during distance learning.**

To date, this has directly supported OUSD families by using philanthropic dollars to pay the drivers **nearly \$120,000 that goes directly to our families.**

During the summer, the average of \$750 per week per driver

If you want home delivery.....

Who is eligible to sign up for home delivery?

An OUSD student and any of their siblings (18 years old and younger) who live in the same household are eligible for meal delivery (even if the sibling attends a charter school or is too young for school). **To sign up, you will need the OUSD ID number of at least one child in the household.**

How do families sign up for home delivery?

Families can enroll directly by filling out one of these google forms.

- [OUSD Meal Delivery Sign Up Form - English](#)
- [OUSD Meal Delivery Sign Up Form - Spanish](#)
- [OUSD Meal Delivery Sign Up Form - Chinese](#)
- [OUSD Meal Delivery Sign Up Form - Arabic](#)



EVERY STUDENT THRIVES!



**OAKLAND UNIFIED
SCHOOL DISTRICT**
Community Schools, Thriving Students

1000 Broadway, Suite 680, Oakland, CA 94607

www.ousd.org



@OUSDnews