



**OAKLAND UNIFIED
SCHOOL DISTRICT**

Community Schools, Thriving Students

Charter Renewal Recommendation: Oakland School for the Arts

OUSD Office of Charter Schools



Presented by Sonali Murarka and Kelly Krag-Arnold

Presented to the OUSD Board of Education

November 20, 2019

www.ousd.org



@OUSDnews

OUSD Charter Renewal Standards



OAKLAND UNIFIED
SCHOOL DISTRICT
Community Schools, Thriving Students

I: The school is academically sound

II: The school is demonstrably likely to be able to implement the proposed program

III: The school's plan for a future charter term are "reasonably comprehensive"

Evidence considered by OUSD staff:

- Comparison Schools and Comparison Student Group Analysis
- School Performance Analysis: State Dashboard data and CORE growth
- School Quality Review site visit
- Operations and Compliance: enrollment, financials, Notices of Concern, other

Note: Pursuant to the requirements of SB 1290, the District **"shall consider increases in pupil academic achievement for all groups of pupils served by the charter school as the most important factor in determining whether to grant a charter renewal."**

Office of Charter Schools
Recommendation for
Oakland School for the
Arts:
Approve

Renewal Standard I – Academically Sound: **Met**

Renewal Standard II – Likely to Implement
Proposed Program: **Met**

Renewal Standard III – Plans are “reasonably
comprehensive”: **Met**

Strengths and Challenges

Strengths

- Strong overall graduation rates and A-G graduation rates, indicating college/career readiness.
- Consistently strong performance among all key student groups considered.
- Strong, unique vision that drives the school and all stakeholders are invested in.

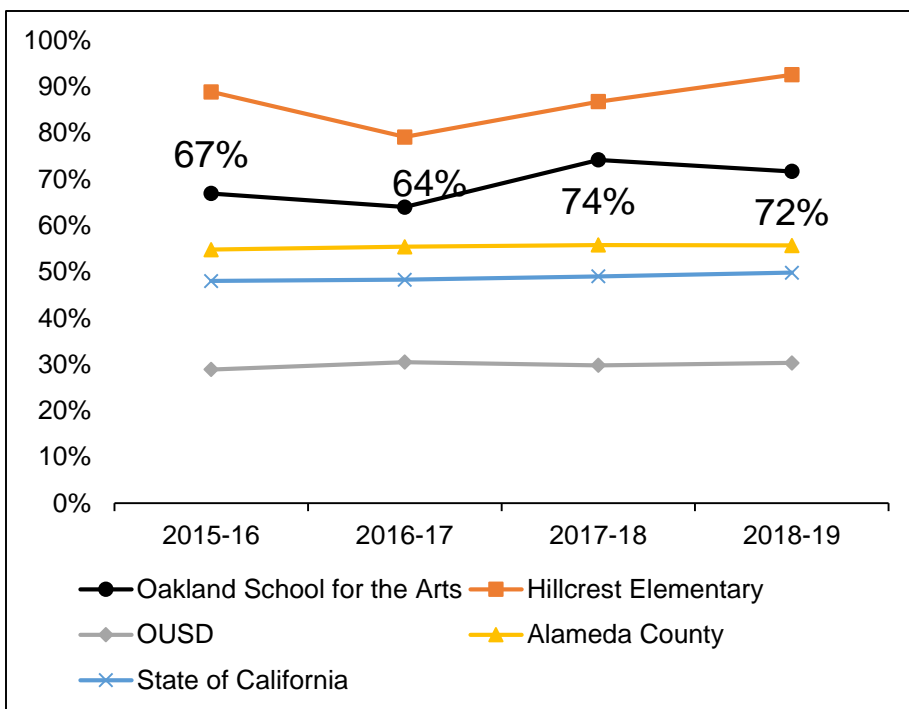
Challenges

- Academic performance in the middle school.
- Student body is far from the demographics of OUSD. Percentage of English Learners is particularly concerning.
 - OSA should bring an update after the first year of the audition phase-out.
- Inconsistent staff development and coaching cycles.

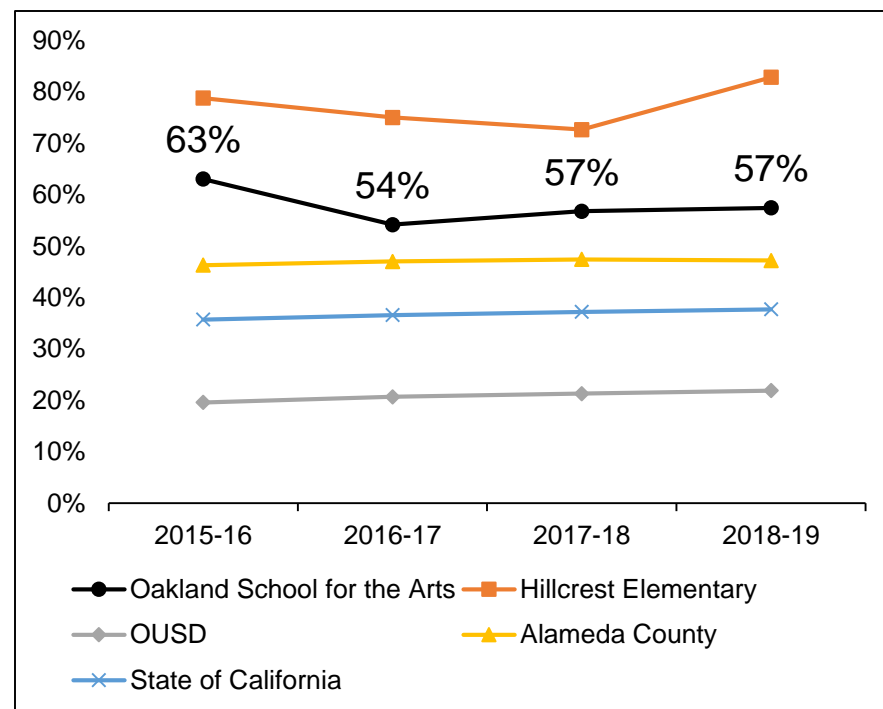


Comparison School Analysis - MS

State Test Proficiency – ELA (grades 6-8)



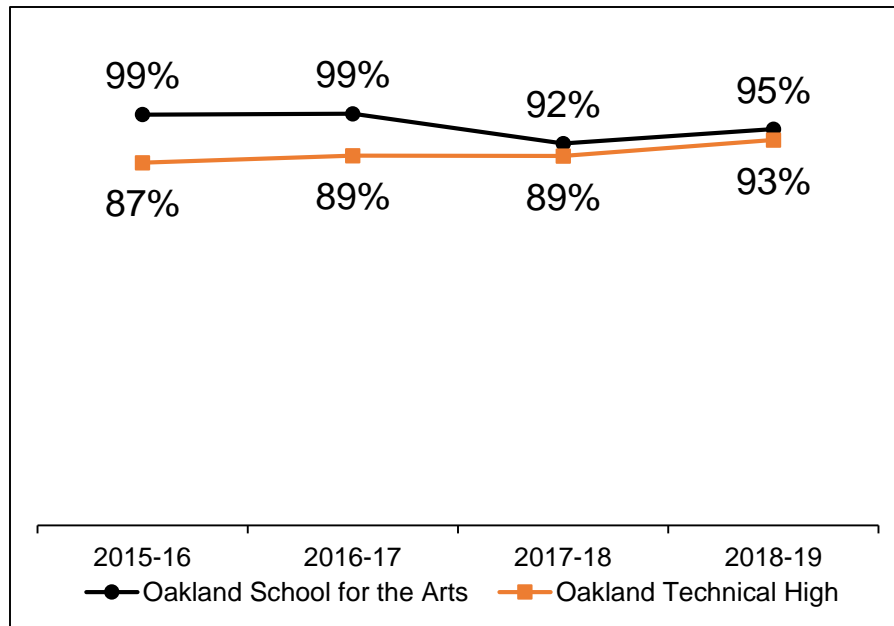
State Test Proficiency – Math (grades 6-8)



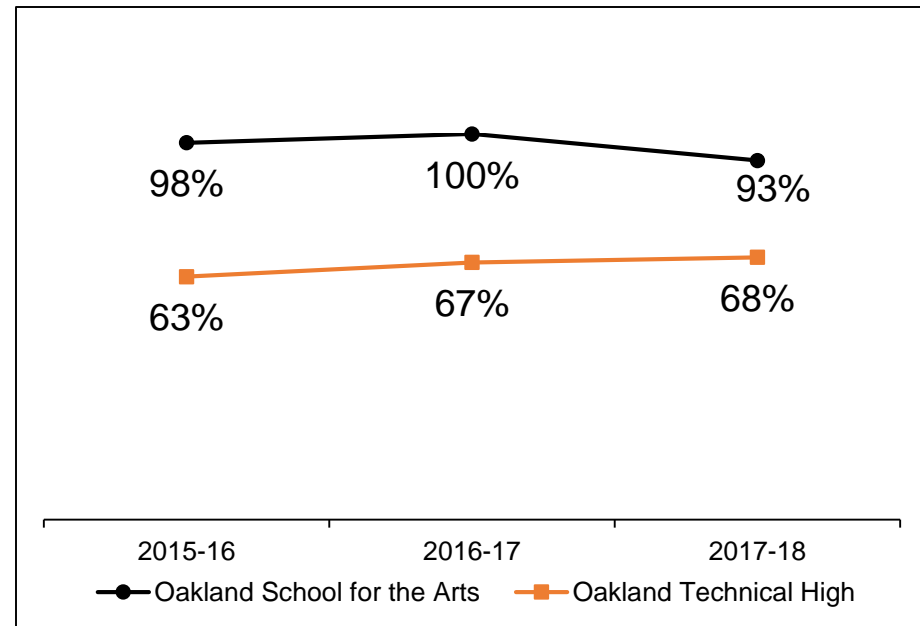


Comparison School Analysis - HS

Graduation Rate



A-G Graduation Rate



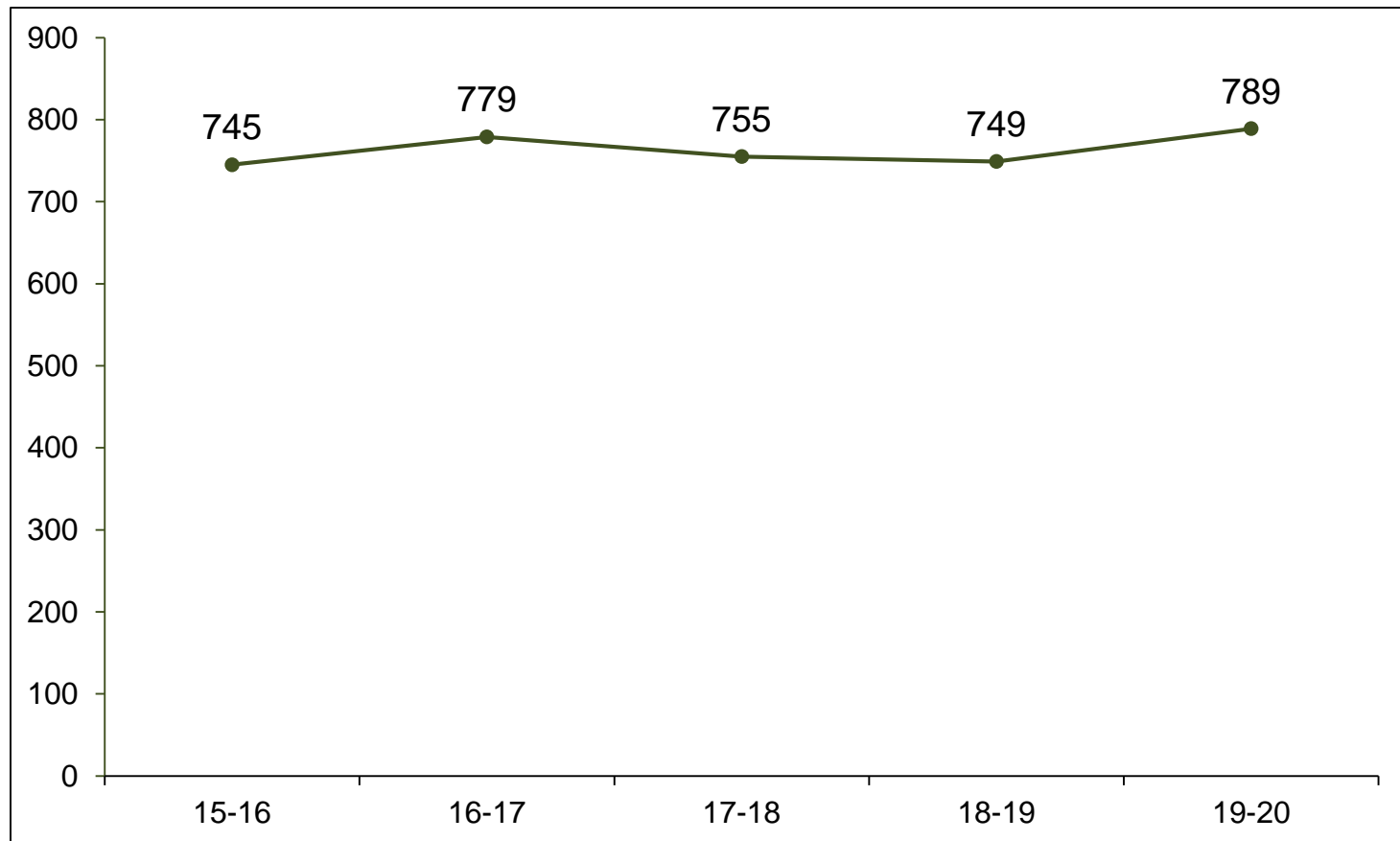


Analysis of Key Student Groups

Student Group	MS/HS State Test		HS Grad Rate	
	Years performed at/above OUSD	Pct Points above/below OUSD [most recent year]	Years performed at/above OUSD	Pct Points above/below OUSD [most recent year]
African-American	4 of 4	+11	4 of 4	+20
Latinx	4 of 4	+34	3 of 4	+33
Special education	4 of 4	+18	4 of 4	+39
Low-income	4 of 4	+29	4 of 4	+22

OSA did not serve a statistically significant number of English Learners to have reportable data.

Enrollment Over Time





Demographics in 2018-19

Student Group	Charter School	OUSD (including charter schools)
Hispanic/Latinx	16%	46%
Black/African American	19%	24%
Asian	6%	12%
White	42%	10%
Two or More Races	14%	4%
Other Race/Ethnicity	2%	2%
Not Reported	0%	2%
Socioeconomically Disadvantaged	14%	74%
English Learners	1%	31% (6-12 only: 24%)
Special Education	8%	13% (excl charter schools: 14%)

Questions/Discussion
