



**OAKLAND UNIFIED
SCHOOL DISTRICT**

Community Schools, Thriving Students

Charter Renewal Recommendation: North Oakland Community Charter School

OUSD Office of Charter Schools



Presented by Kelly Krag-Arnold and Yvette Renteria

Presented to the OUSD Board of Education

January 8, 2020

www.ousd.org



@OUSDnews

OUSD Charter Renewal Standards



OAKLAND UNIFIED
SCHOOL DISTRICT
Community Schools, Thriving Students

I: The school is academically sound

II: The school is demonstrably likely to be able to implement the proposed program

III: The school's plan for a future charter term are "reasonably comprehensive"

Evidence considered by OUSD staff:

- Comparison Schools and Comparison Student Group Analysis
- School Performance Analysis: State Dashboard data and CORE growth
- School Quality Review site visit
- Operations and Compliance: enrollment, financials, Notices of Concern, other

Note: Pursuant to the requirements of SB 1290, the District **"shall consider increases in pupil academic achievement for all groups of pupils served by the charter school as the most important factor in determining whether to grant a charter renewal."**



Office of Charter Schools
Recommendation for
NOCCS:
**Approve with signed
agreement**

Renewal Standard I – Academically Sound: **Met
(with agreement)**

Renewal Standard II – Likely to Implement Proposed
Program: **Met (with agreement)**

Renewal Standard III – Plans are “reasonably
comprehensive”: **Met**



Strengths and Challenges

Strengths

- Performed at or above at least half of elementary comparison schools in ELA and Math in all years.
- Strong performance among Latinx students, substantially outperforming the District average.
- Demographics have become more similar to OUSD; proportion of low income students more than doubled, and substantial increases in African American students and students with disabilities.

Challenges

- Significant declines in both Math and ELA State test scores.
- Academic performance in the middle school.
- Inconsistent evidence of access to rigorous tasks, especially in middle school grades.
- Decline in proficiency for low income students and students with disabilities.

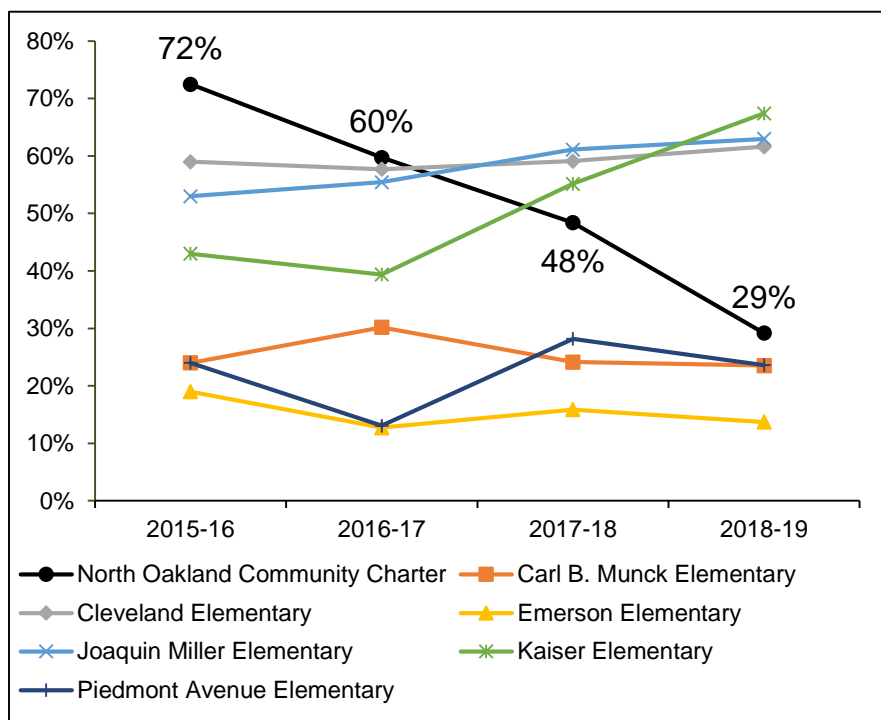
Demographics

Student Group	Charter School		OUSD (including charter schools)
	2015-16	2018-19	
Hispanic/Latinx	19%	17%	46%
Black/African American	21%	38%	24%
Asian	3%	7%	12%
White	33%	19%	10%
Two or More Races	20%	13%	4%
Other Race/Ethnicity	1%	0%	2%
Not Reported	2%	6%	2%
Socioeconomically Disadvantaged	22%	52%	74%
English Learners	5%	15%	31% (K-8 only: 35%)
Special Education	7%	12%	13% (excl charter schools: 14%)

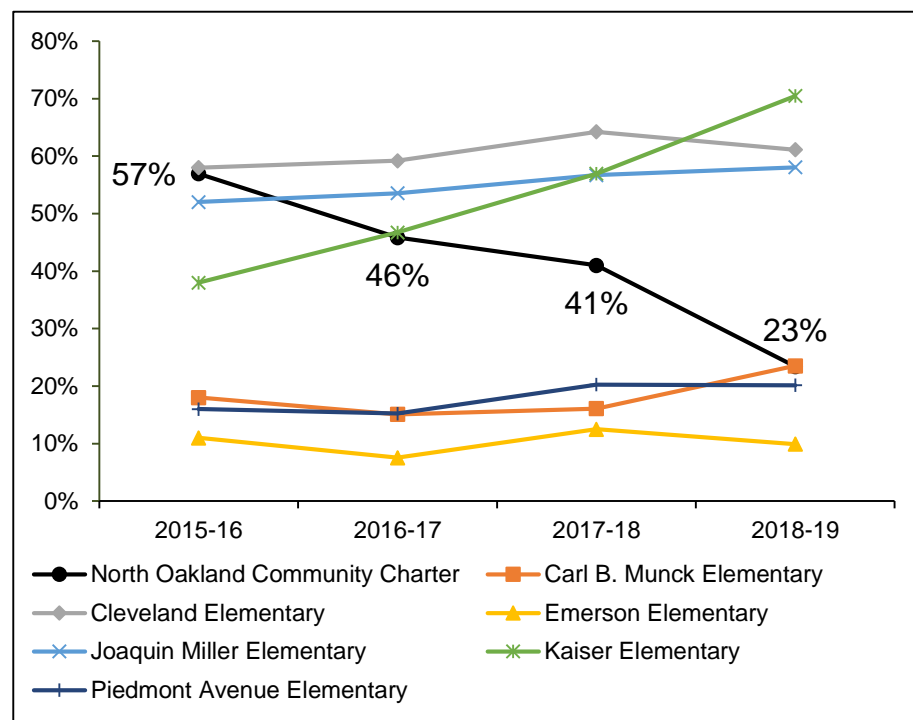


Comparison School Analysis - ES

State Test Proficiency – ELA (grades 3-5)



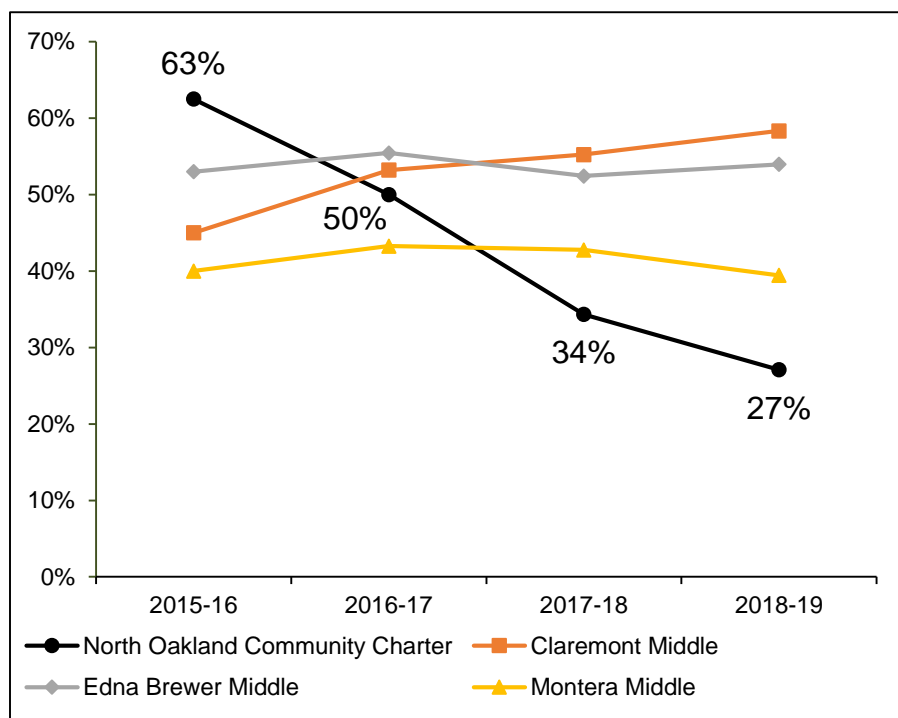
State Test Proficiency – Math (grades 3-5)



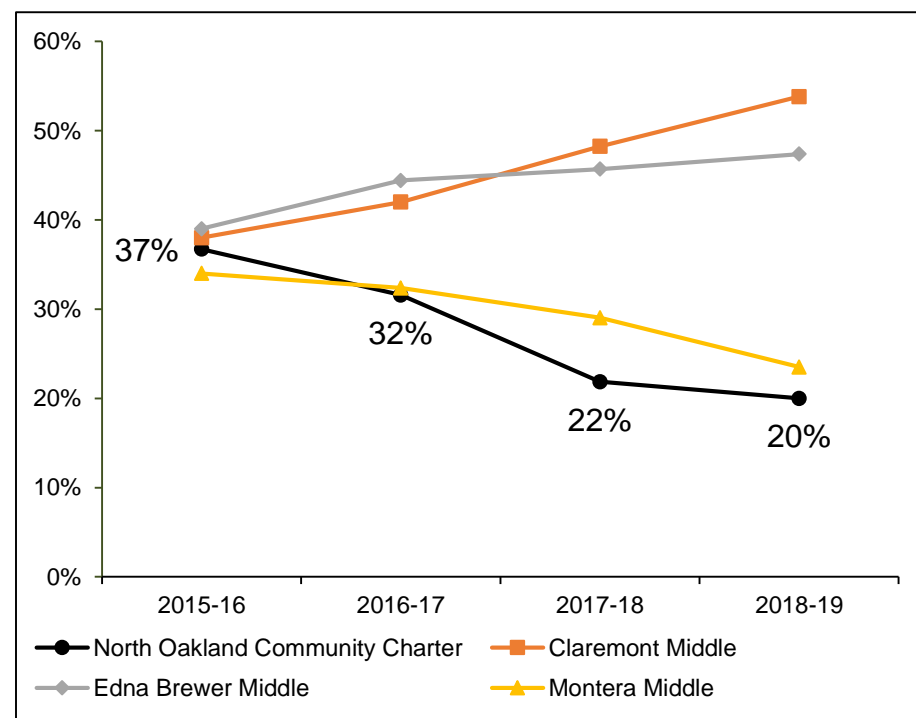


Comparison School Analysis - MS

State Test Proficiency – ELA (grades 6-8)



State Test Proficiency – Math (grades 6-8)

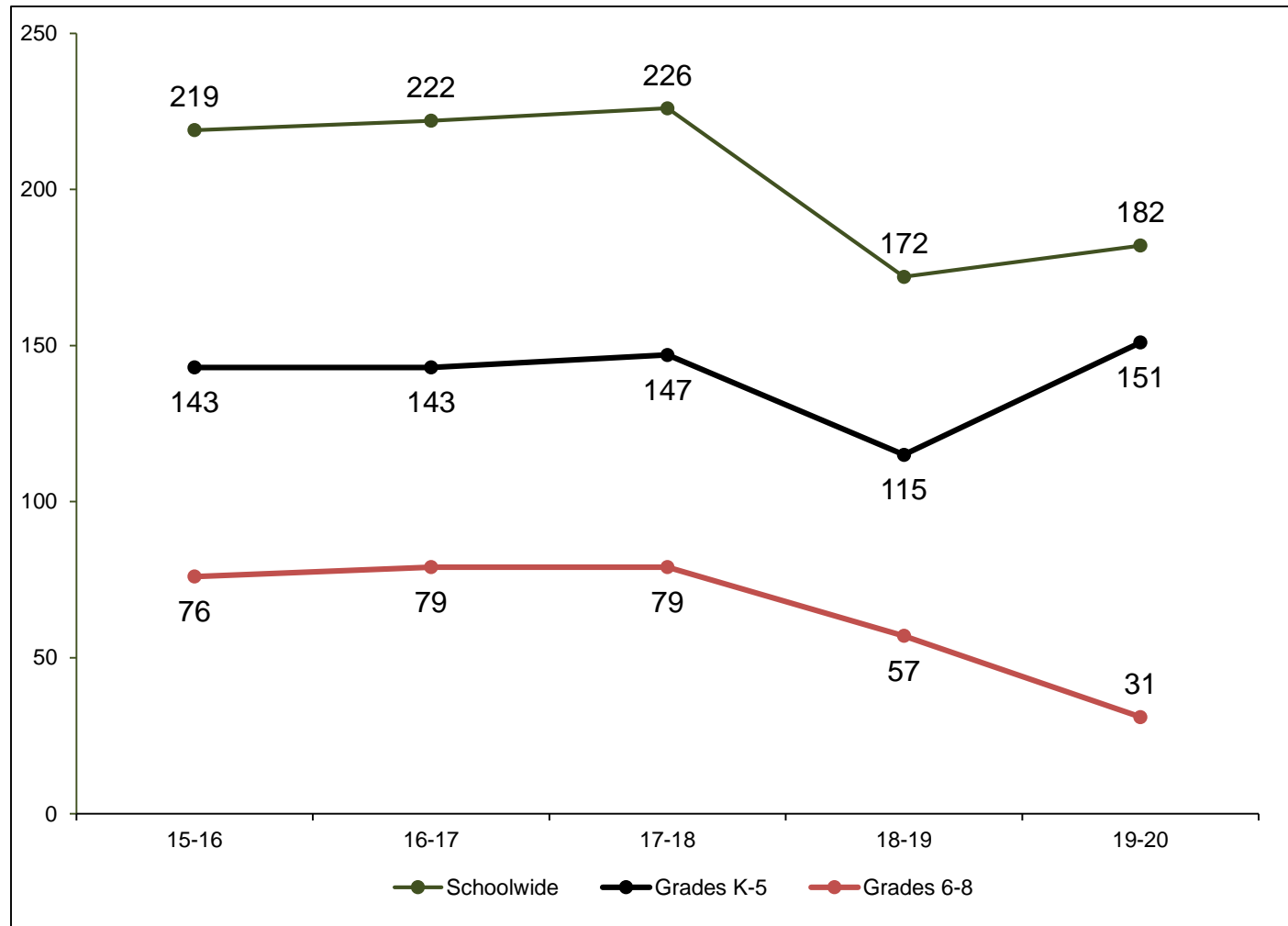




Analysis of Key Student Groups

Student Group	ES/MS State Test	
	Years performed at/above OUSD	Pct Points above/below OUSD [most recent year]
African-American	2 of 4	-2
Latinx	4 of 4	+18
Special education	3 of 4	-5
Low-income	2 of 4	-3
English Learners	1 of 1	0

Enrollment Over Time



Questions/Discussion
