



**OAKLAND UNIFIED
SCHOOL DISTRICT**

Community Schools, Thriving Students

Charter Renewal Recommendation: Aspire Berkley Maynard Academy

OUSD Office of Charter Schools



Presented by Sonali Murarka and Kelly Krag-Arnold

Presented to the OUSD Board of Education

December 2, 2019

www.ousd.org



@OUSDnews

OUSD Charter Renewal Standards



OAKLAND UNIFIED
SCHOOL DISTRICT
Community Schools, Thriving Students

I: The school is academically sound

II: The school is demonstrably likely to be able to implement the proposed program

III: The school's plan for a future charter term are "reasonably comprehensive"

Evidence considered by OUSD staff:

- Comparison Schools and Comparison Student Group Analysis
- School Performance Analysis: State Dashboard data and CORE growth
- School Quality Review site visit
- Operations and Compliance: enrollment, financials, Notices of Concern, other

Note: Pursuant to the requirements of SB 1290, the District **"shall consider increases in pupil academic achievement for all groups of pupils served by the charter school as the most important factor in determining whether to grant a charter renewal."**

Office of Charter Schools
Recommendation for
Aspire Berkley Maynard
Academy:
Approve

Renewal Standard I – Academically Sound: **Met**

Renewal Standard II – Likely to Implement Proposed
Program: **Met**

Renewal Standard III – Plans are “reasonably
comprehensive”: **Met**

Strengths and Challenges

Strengths

- Outperformed at least half of its comparison schools in both ELA and Math in both elementary and middle school for nearly all years of the charter term.
- Strong performance among several key student groups highlighted in this report: African American students, Latinx students, economically disadvantaged students, and students with disabilities (in past two years).
- Strong family partnerships and engagement.

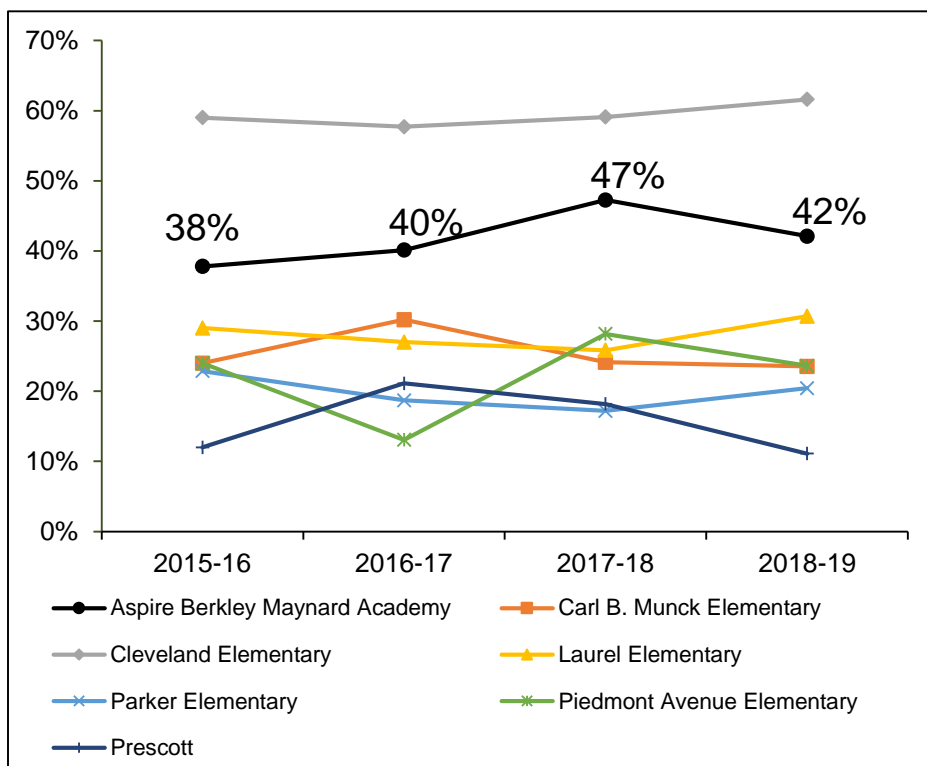
Challenges

- Relatively high chronic absenteeism rates for past two years
- Lower proportions of students with disabilities and English Learners served at the school

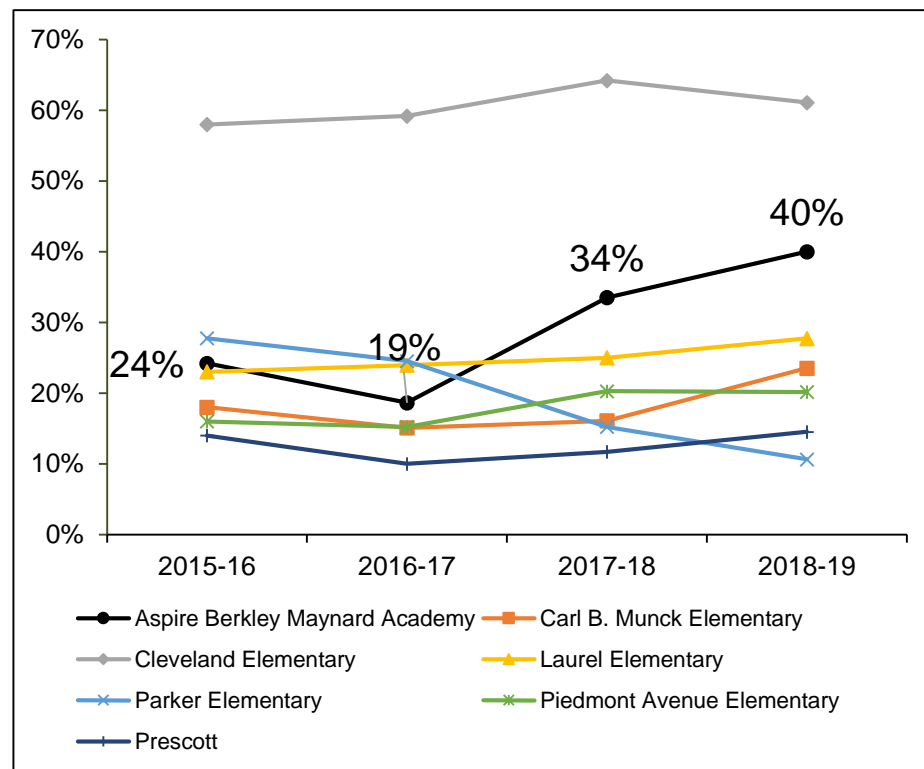


Comparison School Analysis - ES

State Test Proficiency – ELA (grades 3-5)



State Test Proficiency – Math (grades 3-5)

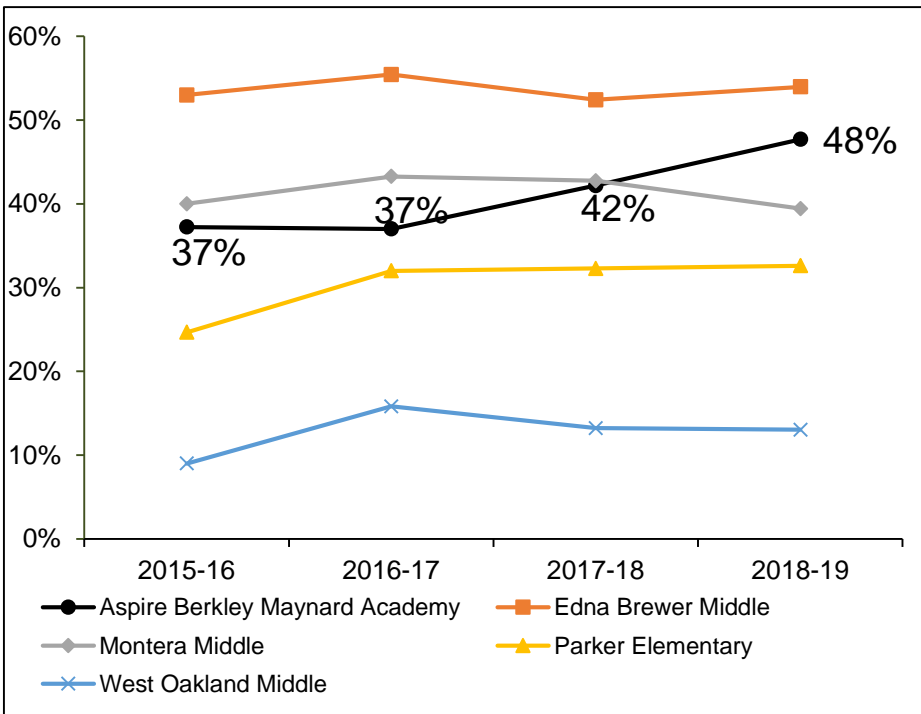


Comparison School Analysis - MS

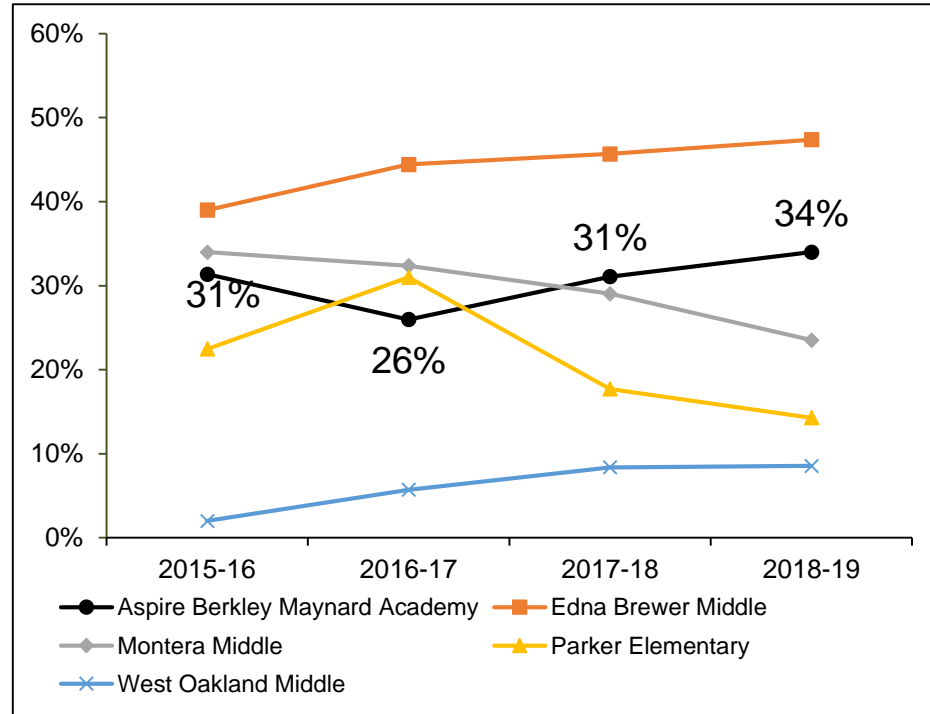


**OAKLAND UNIFIED
SCHOOL DISTRICT**
Community Schools, Thriving Students

State Test Proficiency – ELA (grades 6-8)



State Test Proficiency – Math (grades 6-8)

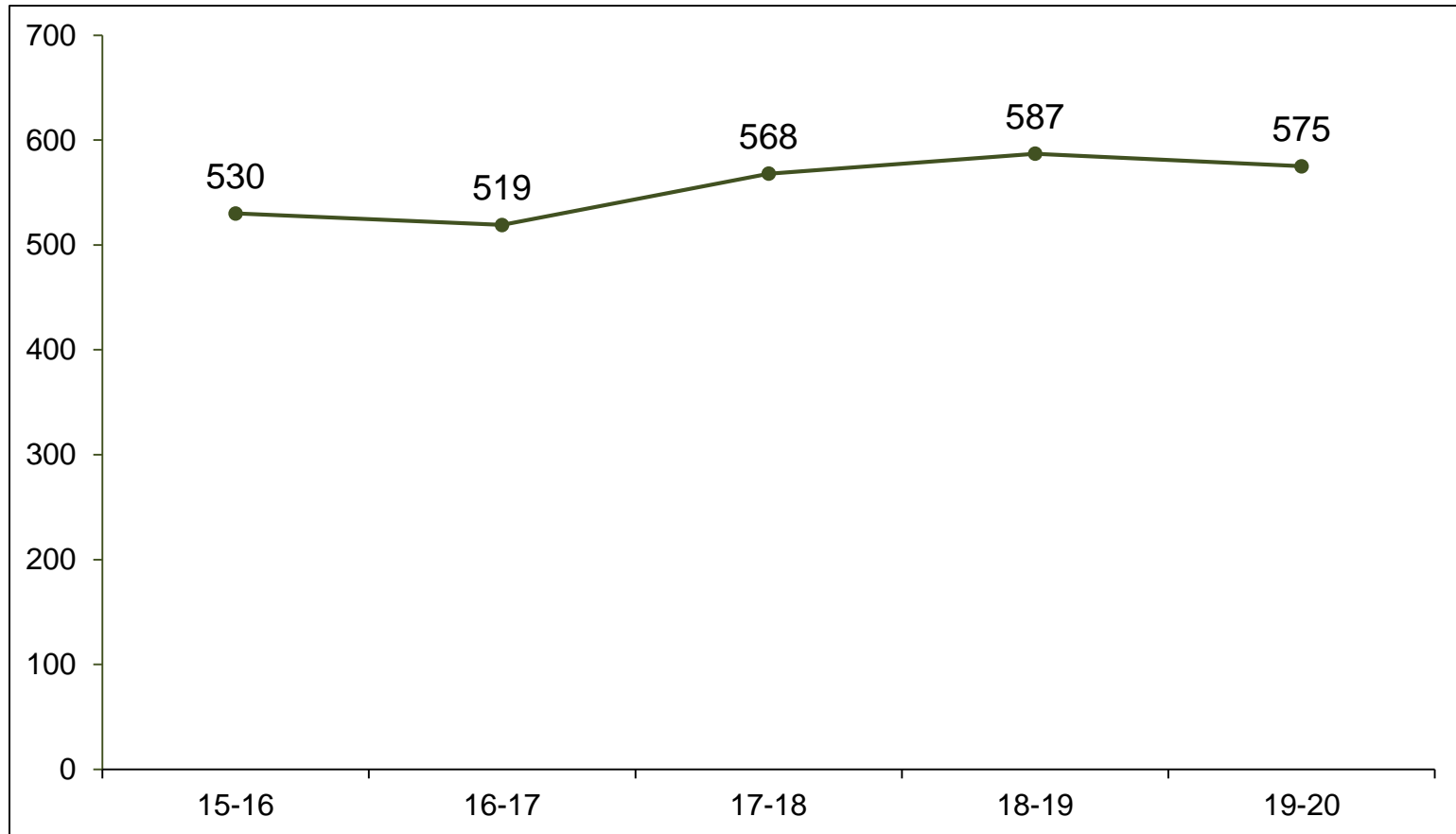




Analysis of Key Student Groups

Student Group	ES/MS State Test	
	Years performed at/above OUSD	Pct Points above/below OUSD [most recent year]
African-American	4 of 4	+20
Latinx	4 of 4	+27
Special education	2 of 4	+12
Low-income	4 of 4	+17
English Learners	3 of 4	+3

Enrollment Over Time





Demographics in 2018-19

Student Group	Charter School	OUSD (including charter schools)
Hispanic/Latinx	31%	46%
Black/African American	56%	24%
Asian	2%	12%
White	5%	10%
Two or More Races	4%	4%
Other Race/Ethnicity	1%	2%
Not Reported	1%	2%
Socioeconomically Disadvantaged	70%	74%
English Learners	14%	31% (grades K-8 only: 35%)
Special Education	11%	13% (excl charter schools: 14%)

Questions/Discussion
