

Oakland Unified School District Charter Renewal Hearing



ASPIRE BERKLEY MAYNARD ACADEMY

October 23, 2019



ASPIRE'S MISSION

To open and operate small, high-quality charter schools in low-income neighborhoods, in order to:

- ▶ Increase the academic performance of underserved students,
- ▶ Develop effective educators,
- ▶ Share successful practices with other forward-thinking educators, and
- ▶ Catalyze change in public schools.

ABOUT ASPIRE PUBLIC SCHOOLS

OUR MOTTO: *College for Certain*



We have national scale and top-tier results.

- ▶ Over 15,000 students in 40 schools in 2 states
- ▶ As we've grown, our results have increased

Our kids go on to college.

- ▶ Our Bay Area graduates are persisting in college. Among alums from the 5 graduating classes of 2014 to 2018, 64% have graduated or are currently enrolled in higher ed.
- ▶ In 2018, 86% of Aspire graduates matriculated to either a 2-year or 4-year college
- ▶ High quality teachers lead to student achievement

We have an efficient, scalable financial model.

- ▶ Minimal private funds leveraged for public funds

ASPIRE BERKLEY MAYNARD ACADEMY

Serving Oakland for 15 Years

ASPIRE BERKLEY MAYNARD ACADEMY



Students


- ▶ **586** Students in Grades TK-8
- ▶ **31.3%** Latinx
- ▶ **56.2%** African-American
- ▶ **14%** English Language Learners
- ▶ **10.6%** Special Education

Campus

- ▶ 6200 San Pablo Ave, Oakland, CA 94608

PRINCIPAL JAY STACK

- ▷ 14th year at Aspire BMA
- ▷ Penn State University, '05
 - ▶ Penn State Education Teacher Program
- ▷ Principal Leadership Institute Cohort #17, Masters in Administration at UC Berkeley '18
- ▷ Playworks/AmeriCorps in Year #1 at Aspire BMA
- ▷ 3rd-5th Grade Teacher at BMA
- ▷ 6th year as Aspire BMA principal



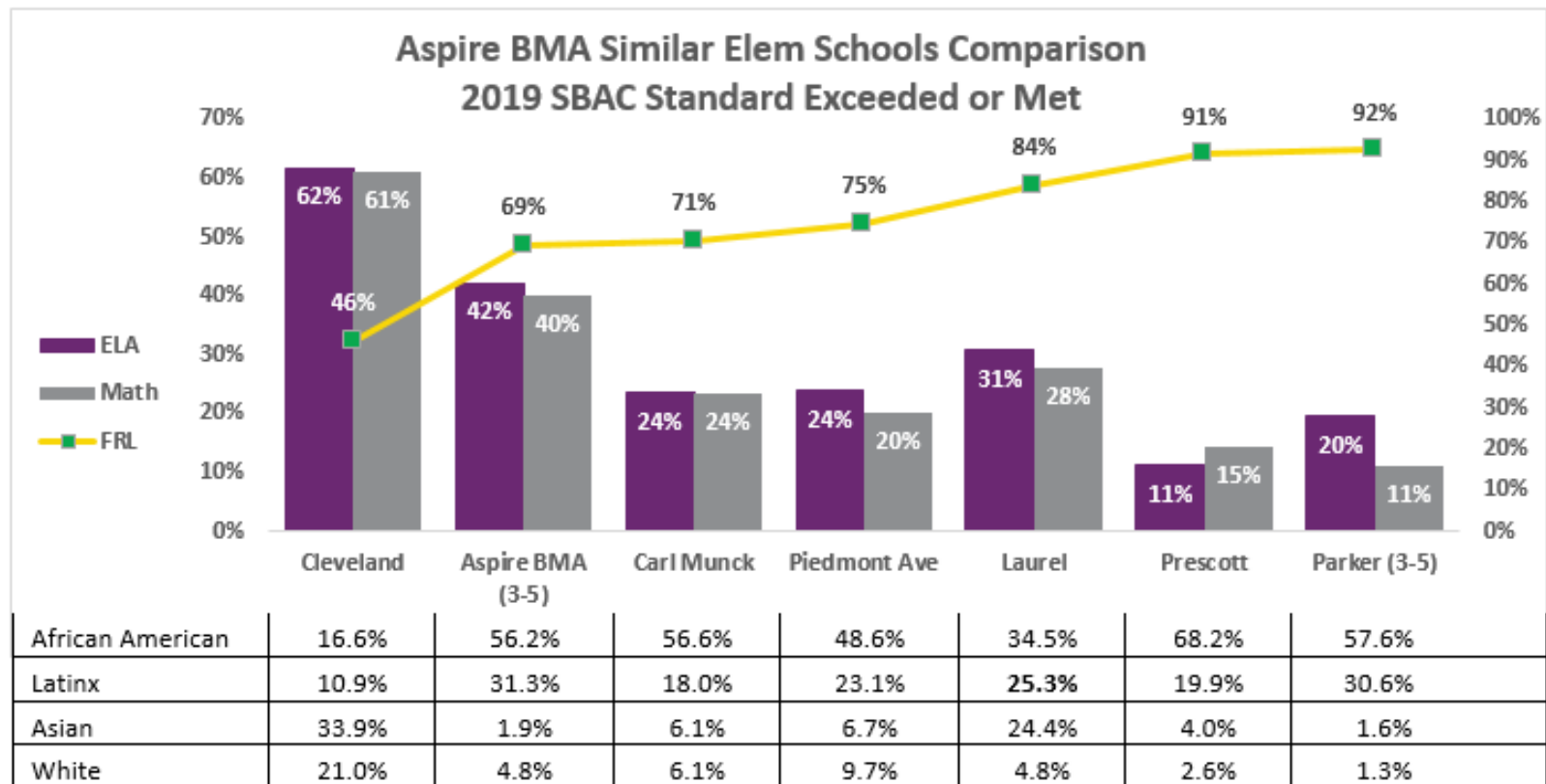
Isabella Perez,
Former Aspire BMA Student
in Mr. Stack's 3rd & 4th Grade
Class & BMA After School
Educator

OUR UNIQUE TK-8 PROGRAM

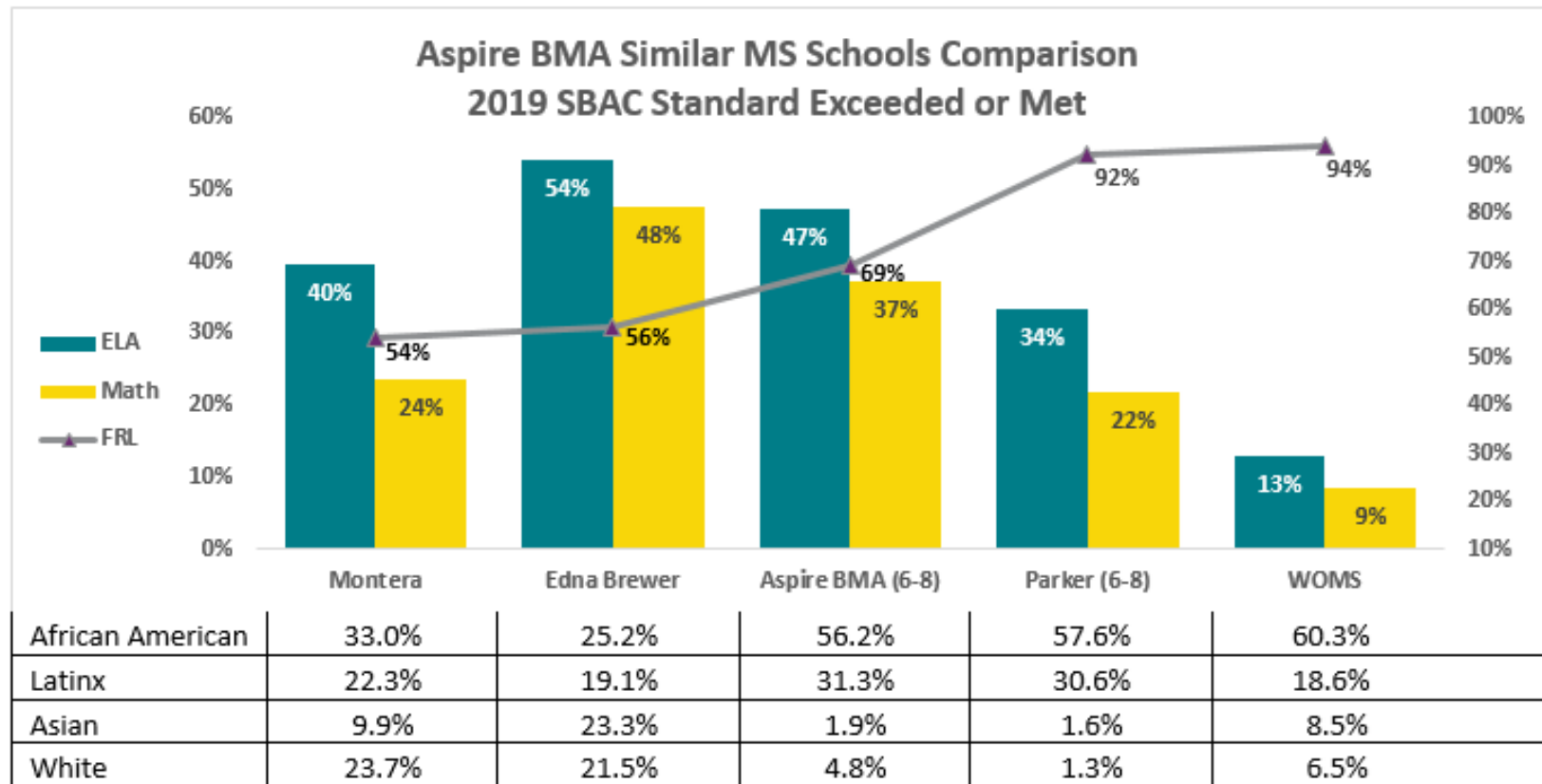
- ▶ CCSS Math instruction and SMP's
- ▶ Serving mod/severe SpEd students
- ▶ Social-emotional learning
- ▶ Blended Learning
- ▶ Hands-on science learning and garden program
- ▶ Independent Thinkers and Civic Activists



OUR PERFORMANCE

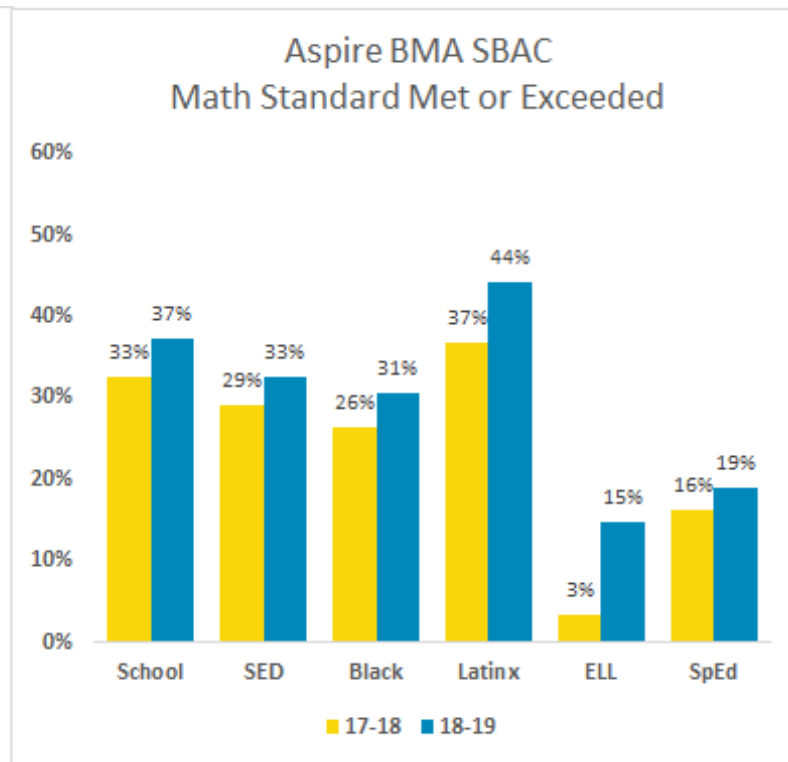
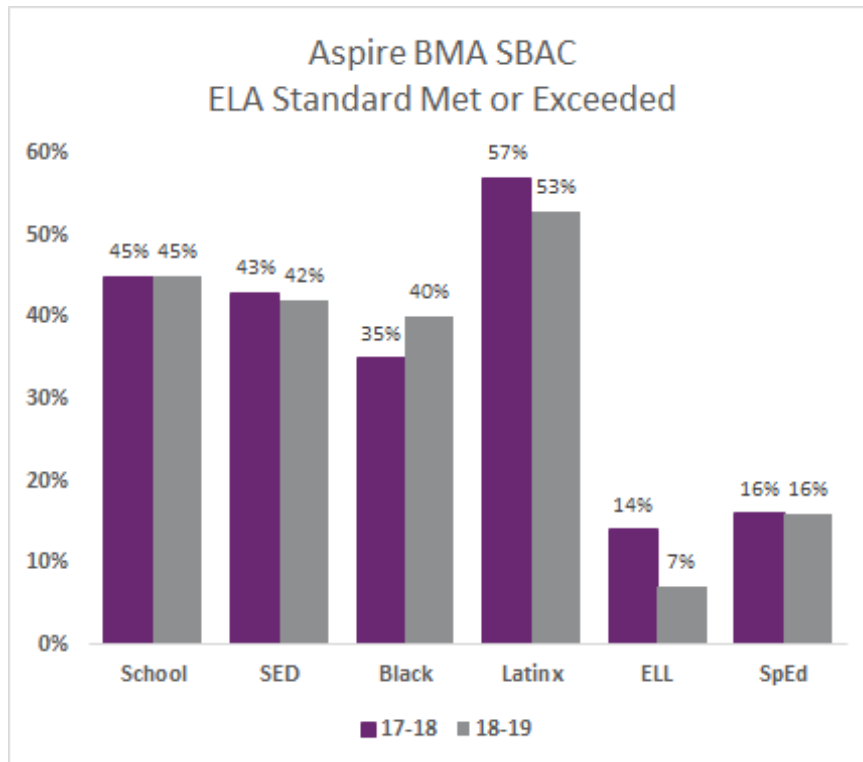


OUR PERFORMANCE



OUR PERFORMANCE

Aspire BMA SBAC Subgroup Growth 2018 to 2019



OUR ENROLLMENT FORECAST

	20-21 SY	21-22 SY	22-23 SY	23-24 SY
TK & K	94	94	94	94
1	72	72	72	72
2	72	72	72	72
3	72	72	72	72
4	64	64	64	64
5	60	60	60	60
6	60	60	60	60
7	56	56	56	56
8	48	48	48	48
Total	598	598	598	598

FAMILY ENGAGEMENT

- ▶ School governance (SSC & ELAC)
- ▶ Black Family Group & Family Connections
- ▶ Family Listening Meetings
- ▶ Student Led Conferences
- ▶ School wide traditions rooted in diverse cultures and communities
- ▶ Oakland Promise/ K2C



COMMUNITY PARTNERSHIPS

- ▶ Since 2010, SquashDrive has grown to serve 12 BMA Scholars to 85 current and former BMA scholars.
- ▶ SquashDrive helps students reach their academic, athletic, and personal potential through individualized educational support, squash instruction, and character development.
- ▶ SquashDrive provides an average of 10 hours per week of transformative programming to 4th through 12th graders. The ultimate goal is to prepare students for success in college and beyond.



OUR STRONG CULTURE

Aspire BMA (TK-8)

- ▶ **94%** Average Daily Attendance
- ▶ **93%** of families feel welcomed by the school
- ▶ **91%** of families feel a sense of belonging with the school community
- ▶ **88%** of 1st and 2nd graders report that their teacher wants them to do their best
- ▶ **84%** of 3rd-5th grade students report that their teachers treat people from different cultural backgrounds fairly
- ▶ **67%** of 6th-8th grade students report that their teachers hold high expectations of them



OUR COMMITMENT TO DEVELOPING EDUCATORS

- ▶ Frequent coaching through observation and feedback and student work analysis
- ▶ Grade level collaborative teams to focus on intellectual prep cycles
- ▶ Equity-centered professional development
- ▶ Principal, Assistant Principals, Deans, Teacher Induction Mentors provide on-site coaching
- ▶ Regional Content Specialist Support for SEEDS, Foundational Skills, Math, & ELA.
- ▶ Weekly Principal Coaching



KENNETH'S STORY

- ▶ BMA has been my home and family for 9 years.
- ▶ Student-Teacher Relationships
- ▶ Opportunities for Student Voice
- ▶ Extracurricular Programming



Kenneth Logwood,
8th Grade

ROCHELLE'S STORY

- ▶ Experience as a Foster Parent
- ▶ Finding Voice
- ▶ My Eldest Daughter
- ▶ Support for Trauma
- ▶ Family Based Community
- ▶ Academic Setting
- ▶ Restorative Justice Systems



Zkiyah Johnson,
2nd Grade

NIK'S STORY

- ▶ Teacher Preparation
- ▶ Experience in the Classroom
- ▶ BMA as My Family's School
- ▶ Mentoring Resident Teachers
- ▶ Striving to Build an Academy



Nicholas White,
Educator



THANKS!

**Please visit us at Aspire
Berkley Maynard Academy!**

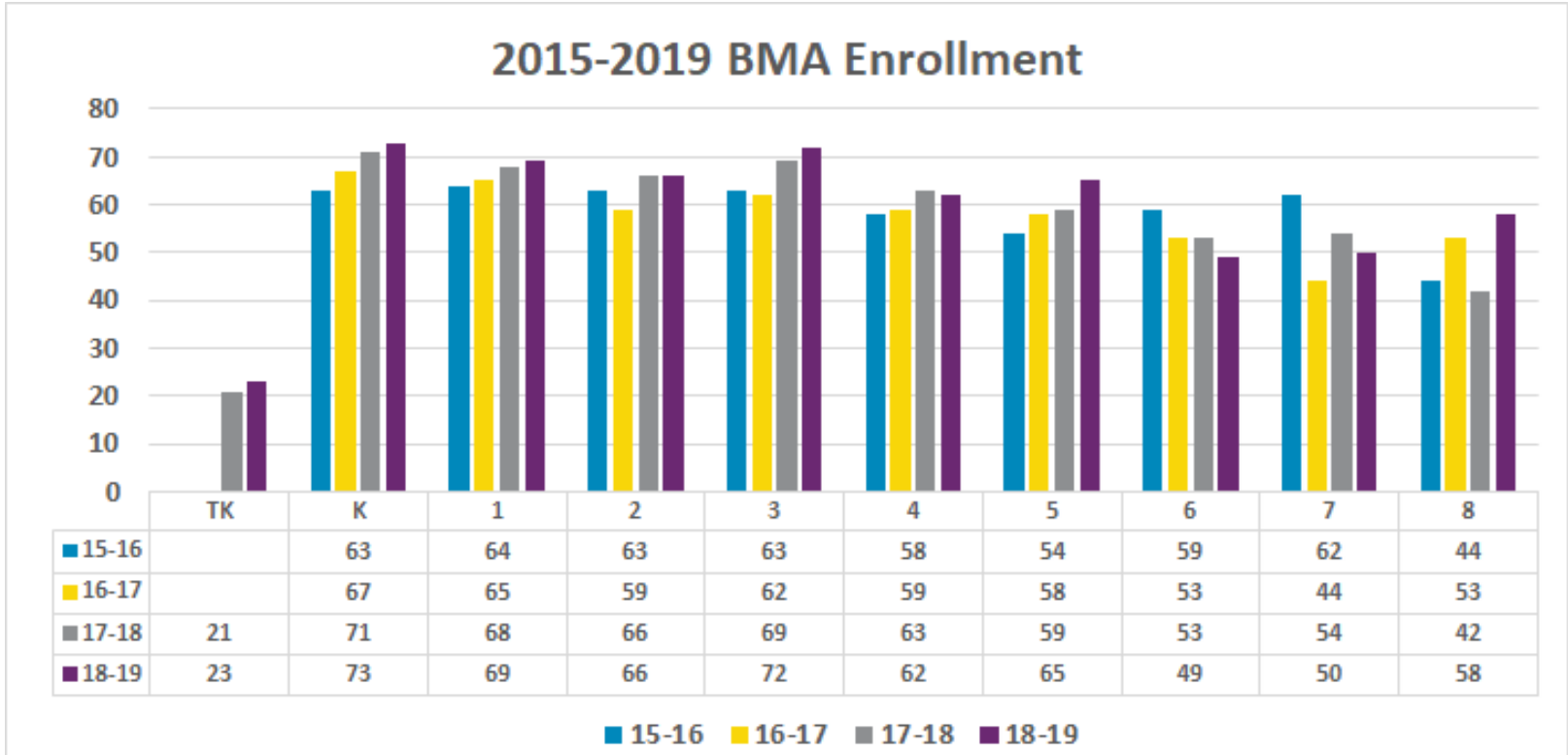
Contact Maribel Sainez to arrange a visit.

- ▶ 510.434.5000
- ▶ email@aspirepublicschools.org

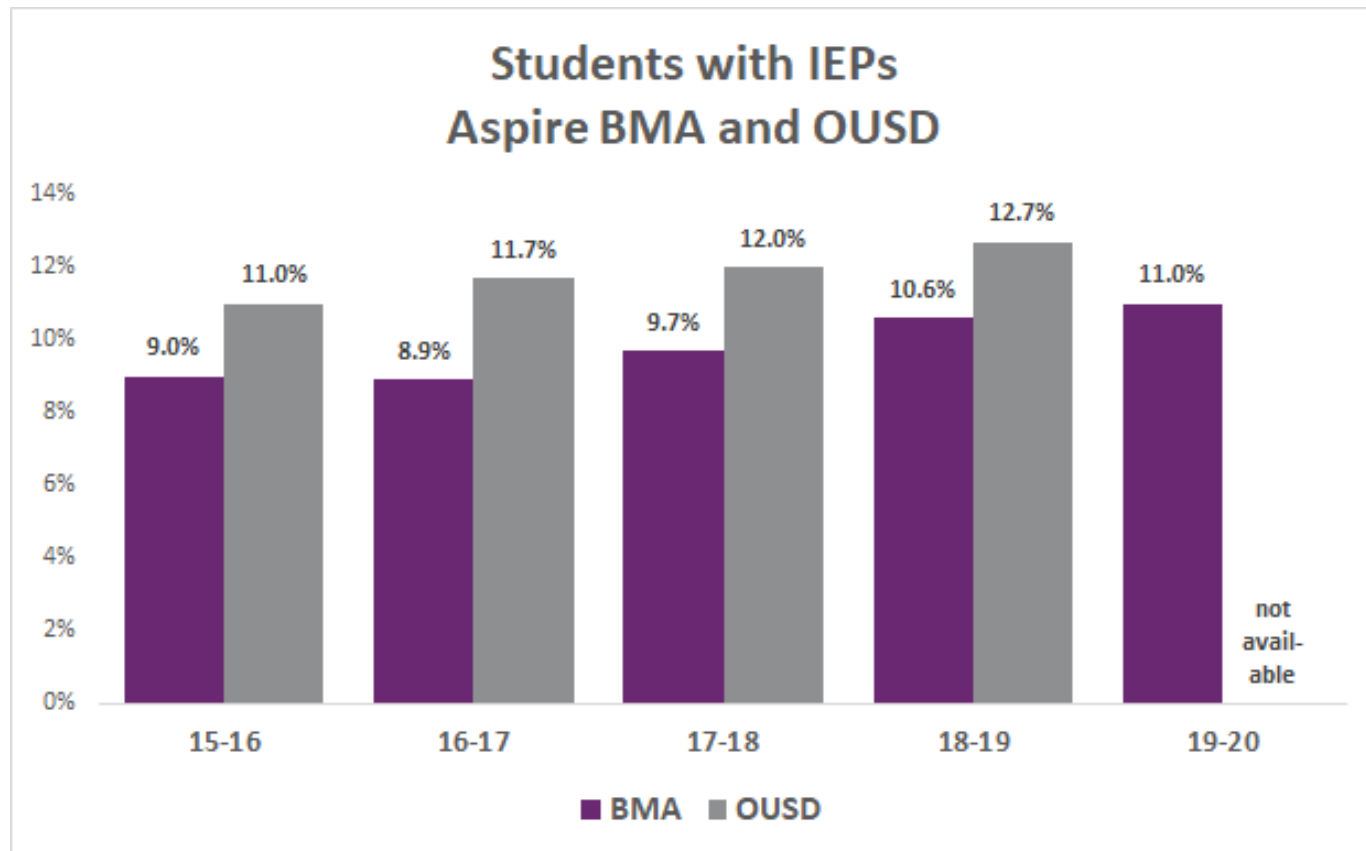
APPENDIX

Additional Information

HISTORICAL ENROLLMENT PATTERNS: BMA

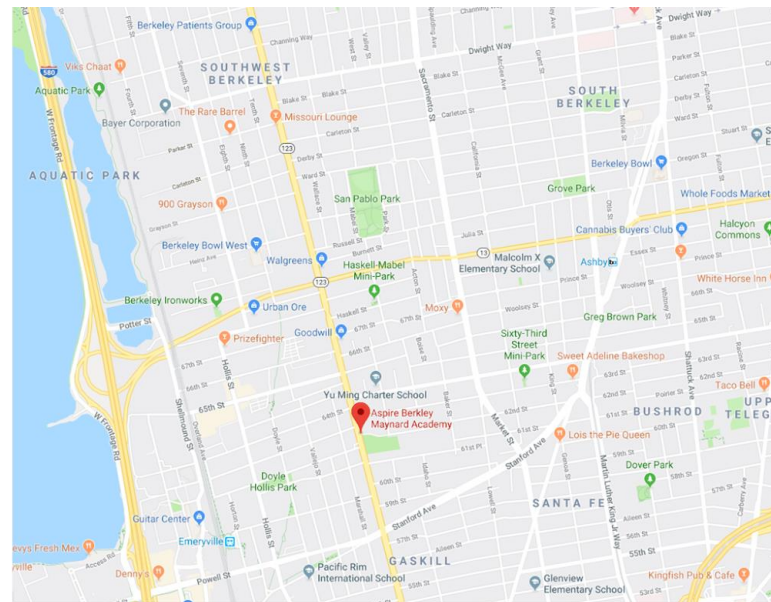


HISTORICAL ENROLLMENT PATTERNS: SPED



FACTORS IN OUR STUDENT ENROLLMENT CHALLENGES

- ▶ Oakland is a competitive city for all schools. In 2018-19 there were 121 OUSD district-run and OUSD authorized charter schools.
- ▶ About 37% of students in 2018-19 didn't live in Oakland. These were typically families who work in Oakland, and despite their residence elsewhere, are part of the Oakland community.
- ▶ Its proximity to Berkeley and changes in neighborhood demographics may influence the future overall representation of students. The Black population dropped by 6.9% and the White population increased by 6.3% between 2011 and 2017.



SBAC Math & ELA DFS Performance by School Subgroup 2018-19

Subgroup	# tested	18-19 Math DFS	Math DFS Change	18-19 ELA DFS	ELA DFS Change
Latinx	114	-22.1	↑33.2	-1.4	↑5.6
African American	186	-56.0	↑19.5	-24.1	↑16.9
SpEd	35	-102.8	↑31.1	-85.8	↑17.4
ELL	77	-35.5	↑38.7	-8.9	↑14.9
SED/FRL	259	-46.7	↑21.7	-19.8	↑10.3
All Students	328	-40.3	↑24.2	-13.6	↑10.9