





OAKLAND UNIFIED
SCHOOL DISTRICT
Community Schools, Thriving Students

FY18/19 Unaudited Actuals



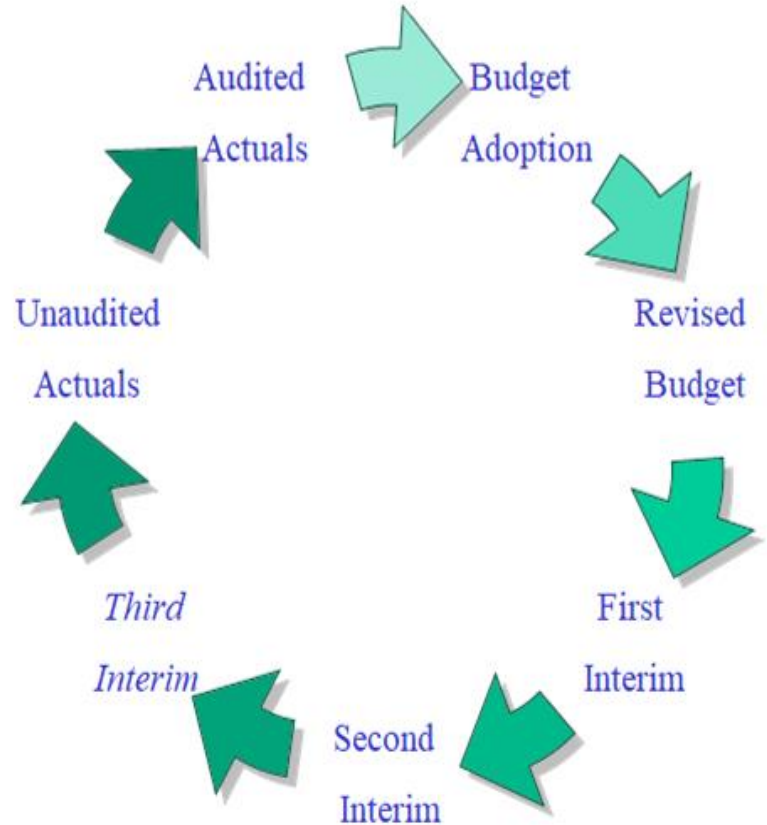
Sept 11, 2019

Presentation to the Board of Education
Luz Cazares, Consultant-Interim Chief Financial Officer

The Annual Budget Cycle

At each period, we:

- Update budget
- Certify our financial condition
- Present summary to Board of Education
- Submit copies to County Office of Education and State



Changes from Estimated Actuals to Unaudited Actuals

	Unrestricted	Restricted	Combined
REVENUES			
Estimated Actuals	402,892,614	179,250,425	582,143,039
Local Control Funding Formula	952,088	(7,388)	944,700
Unused Awards/Entitlements	-	(6,881,768)	(6,881,768)
RDA Shift	(8,264,560)	9,444,595	1,180,035
Erate	1,459,705	-	1,459,705
Lottery	518,549	591,999	1,110,548
One-Time	-	6,499,361	6,499,361
Net Adjustments	1,057,399	(1,596,093)	(538,694)
FY18/19 Unaudited Actuals	398,615,795	187,301,131	585,916,926

Changes from Estimated Actuals to Unaudited Actuals

	Unrestricted	Restricted	Combined
EXPENDITURES			
Estimated Actuals	317,183,297	283,718,883	600,902,180
Salary Savings	(3,119,760)	-	(3,119,760)
Supplies/Equipment	(1,213,186)	-	(1,213,186)
Utilities	1,190,262	-	1,190,262
Consultants/Contractors	(1,878,171)	-	(1,878,171)
Unused – Federal	-	(6,881,768)	(6,881,768)
Unused – Parcel Taxes	-	(19,632,551)	(19,632,551)
Special Education	-	(1,436,191)	(1,436,191)
Fees/Penalties	572,361	-	572,361
Net Adjustments	(22,833)	(9,367,076)	(9,232,284)
FY18/19 Unaudited Actuals	312,711,971	246,401,296	559,113,267

Changes from Estimated Actuals to Unaudited Actuals

	Unrestricted	Restricted	Combined
OTHER SOURCES/(USES)			
Estimated Actuals	(76,505,102)	75,279,169	(1,225,933)
IFT to Fund 13	579,073	-	579,073
IFT to Fund 14	-	(4,722,298)	(4,722,298)
Special Education	1,436,191	(1,436,191)	-
RRMA	2,902,407	(2,902,407)	-
Net Adjustments	4,875,428	(5,047,007)	(171,579)
FY18/19 Unaudited Actuals	(66,712,003)	61,171,266	(5,540,737)
Net Increase (Decrease) in Fund Balance	19,191,822	2,071,101	21,262,923
Beginning Balance – Audited	11,370,175	38,612,894	49,983,069
Ending Fund Balance	30,561,997	40,683,995	71,245,992

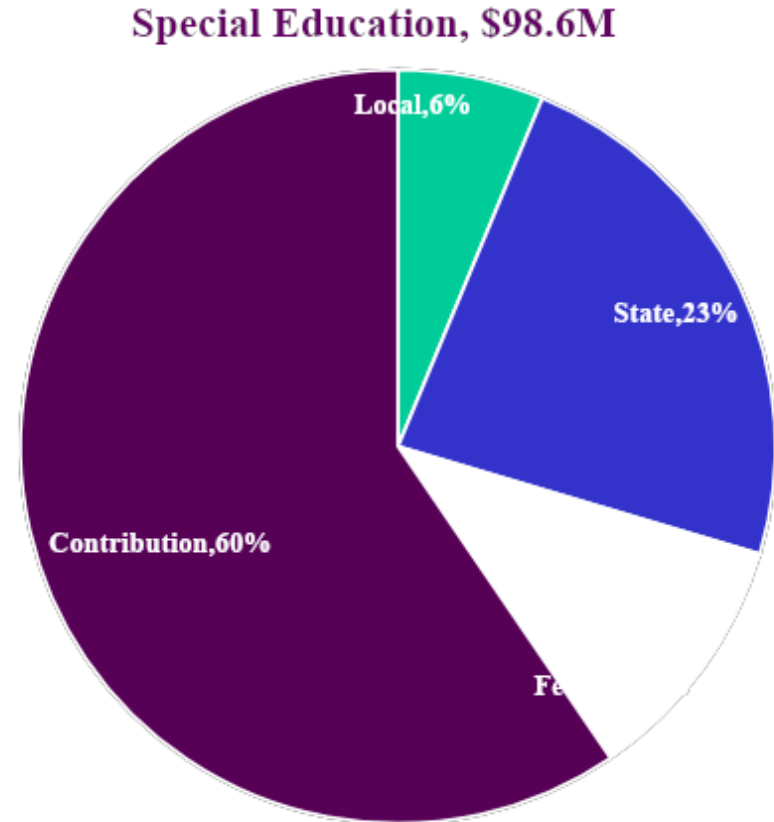
Components of Fund Balance

	Unrestricted	Restricted	Combined
Ending Fund Balance	30,561,997	40,683,995	71,245,992
Nonspendable	289,029	-	289,029
Restricted	-	40,683,995	40,683,995
Prop 39 Charter Repairs	2,283,187	-	2,283,187
Stale Dated Warrants	1,588,260	-	1,588,260
ECE Rental	32,254	-	32,254
RRM Contribution	638,138	-	638,138
FY18 Audit Adjustment	144,219	-	144,219
Sp Ed Outstanding Accruals	246,022	-	246,022
1.5% Additional Reserve for EU	8,475,697	-	8,475,697
Reserve for Economic Uncertainties	11,300,930	-	11,300,930
Unassigned/Unappropriated	5,564,261	-	5,564,261

Contributions to Restricted Programs

Restricted programs are like mini-funds and should be self-sustaining – expenditures should match revenues.

When expenditures exceed revenues, a **contribution** is made to the restricted program.



Redevelopment Agency Funds

	FY18/19		FY19/20	
Routine Maintenance Account (RMA)	50%	4,722,298	90%	7,974,395
Deferred Maintenance Fund (Fund 14)	50%	4,722,298	0%	-
Special Reserve Fund for Capital Outlay Projects (Fund 40)	0%	-	10%	886,044
Total	100%	9,444,595	100%	8,860,439

Interfund Transfers

Impacting the General Fund

IFT In

From Other Fund	Amount
Child Development Fund	57,224
Cafeteria Special Revenue Fund	206,843
Self-Insurance Fund	128,421
Total	392,488

IFT Out

To Other Fund	Amount
Cafeteria Special Revenue Fund	1,210,927
Deferred Maintenance Fund	4,722,298
Total	5,933,225

Other Funds

- Fund 14
 - Five-Year Deferred Maintenance Plan
- Fund 25
 - New ongoing support to General Fund
- Fund 67

Quality Schools in Every Neighborhood!



**OAKLAND UNIFIED
SCHOOL DISTRICT**
Community Schools, Thriving Students

1000 Broadway, Suite 680, Oakland, CA 94607

www.ousd.org



[@OUSDnews](https://twitter.com/OUSDnews)