

Petition for Charter Renewal



Fall 2018

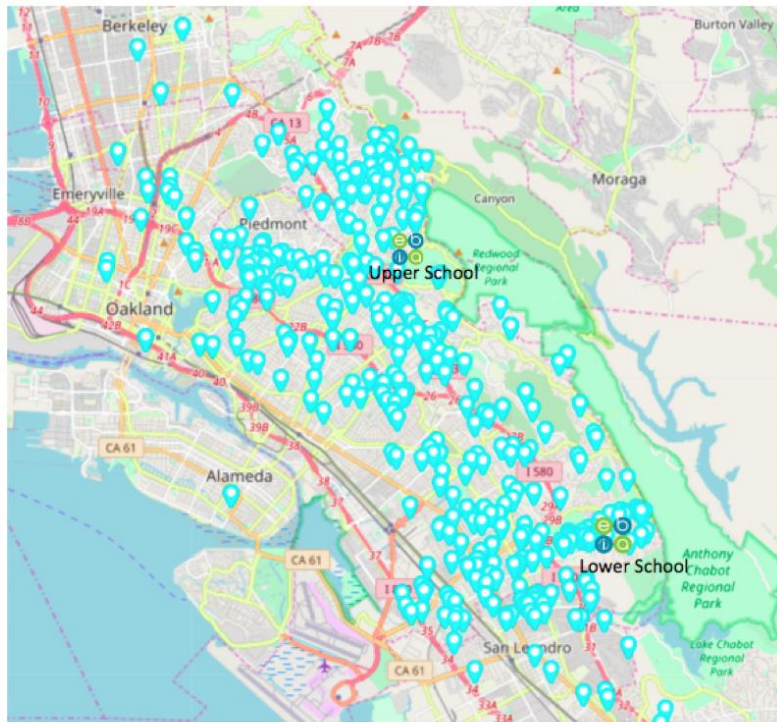
Mission



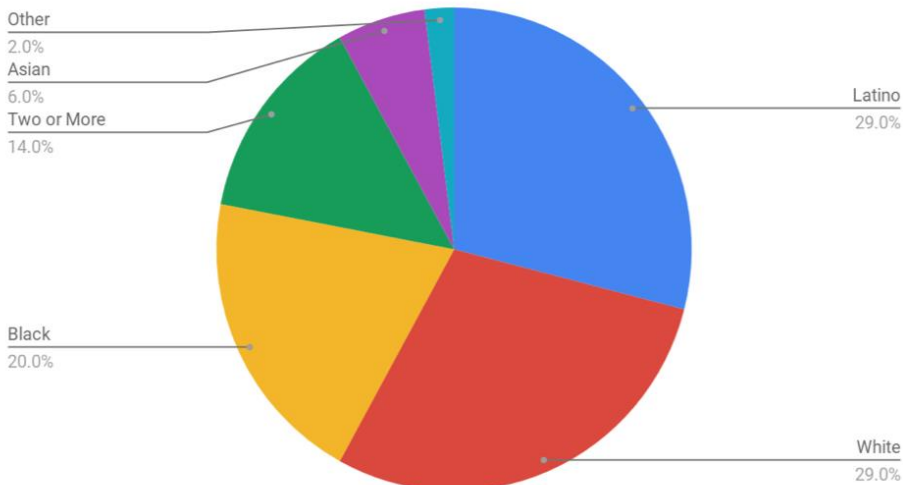
Our Mission

To prepare a diverse group of students, who reflect the Oakland community, to be successful in college and to be thoughtful, engaged citizens who are leaders and innovators in a 21st century global world.

Community



Student Demographics by Race



Students with Disabilities - 17%, EL - 5%, FRL - 25%

Staff Demographics by Race

- White - 45%
- Latino - 27%
- Black - 14%
- Asian - 10%
- Multi-Racial - 4%

Model - Innovative and Creative

STEAM-Based: Science, Technology, Engineering, Art and Math

Project-Based Learning: Hands-on, collaborative, learning experiences culminating in authentic products.

Blended Learning: Using adaptive programs that allow for targeted, personalized instruction.

Social-Emotional Learning: A focus on the whole child through restorative justice and an advisory program.

College Readiness: Rigorous coursework and program support for all.

Inclusion: Integrated Classrooms & a Heterogeneous Student Body



Model - AP Capstone

- The only Oakland high school to offer the College Board's AP Capstone program.
- Ensures all students complete college level research and presentation prior to graduation.



AP Capstone
Diploma™

AP SEMINAR (Year 1)

Team Project & Presentation

Individual Research-Based
Essay & Presentation

End-of-Course Exam

AP RESEARCH (Year 2)

Academic Paper

Presentation & Oral Defense

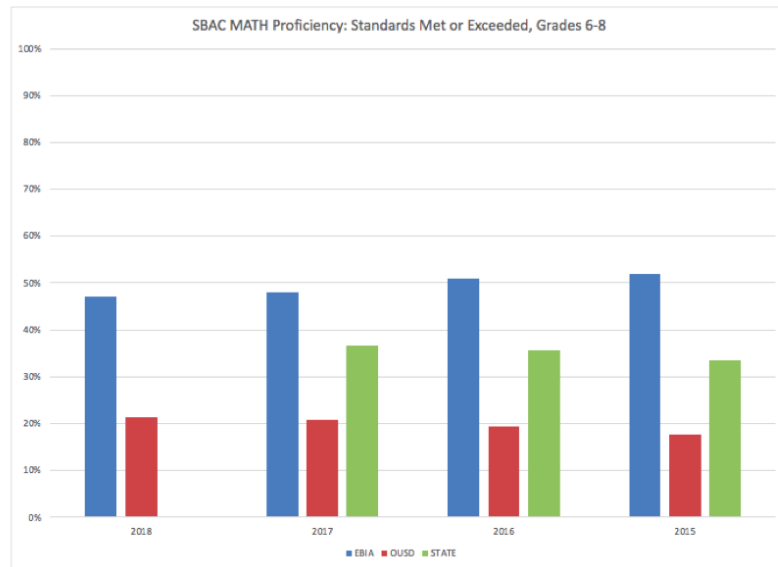
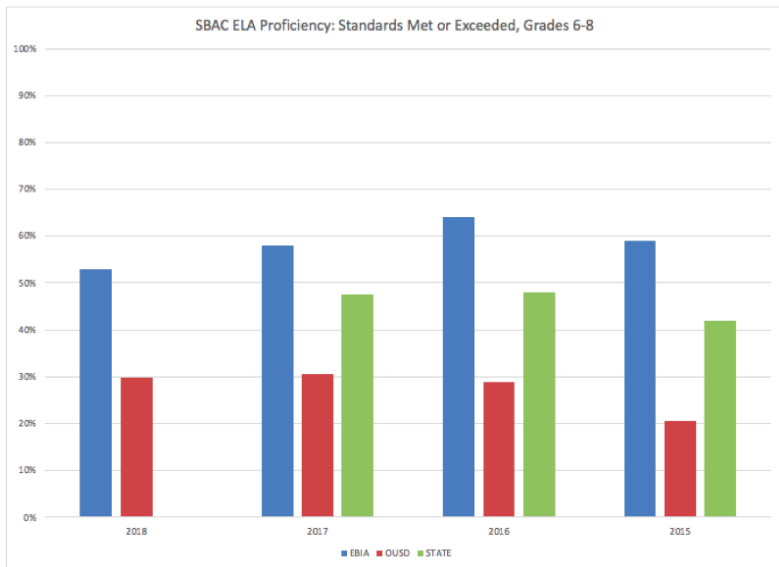
4 AP COURSES & EXAMS

(Taken at any point throughout high school)



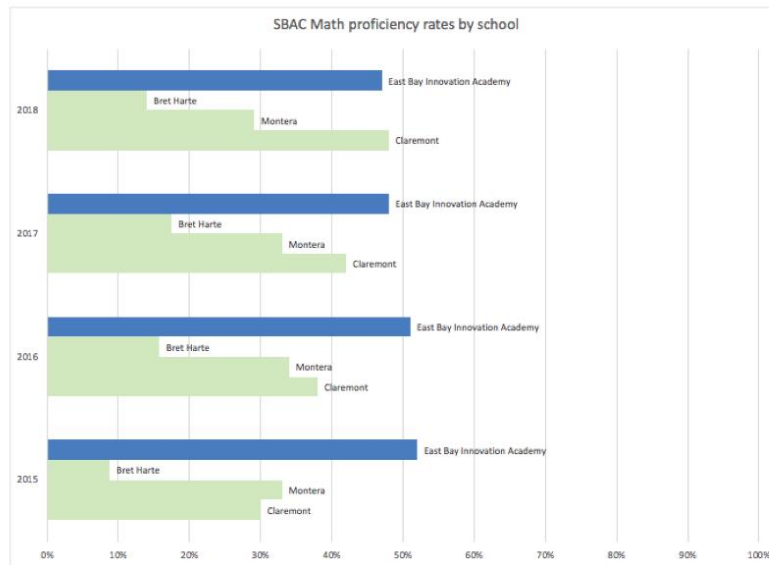
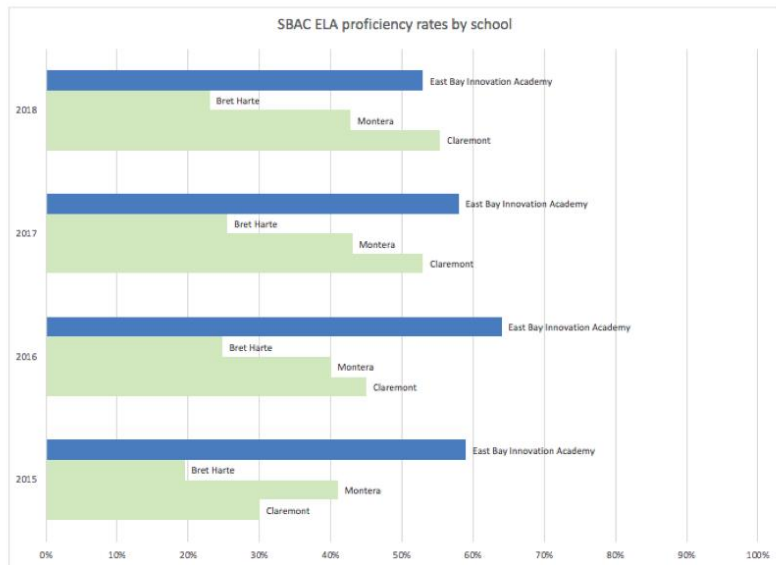
AP Seminar
and Research
Certificate™

Academic Performance - Overall



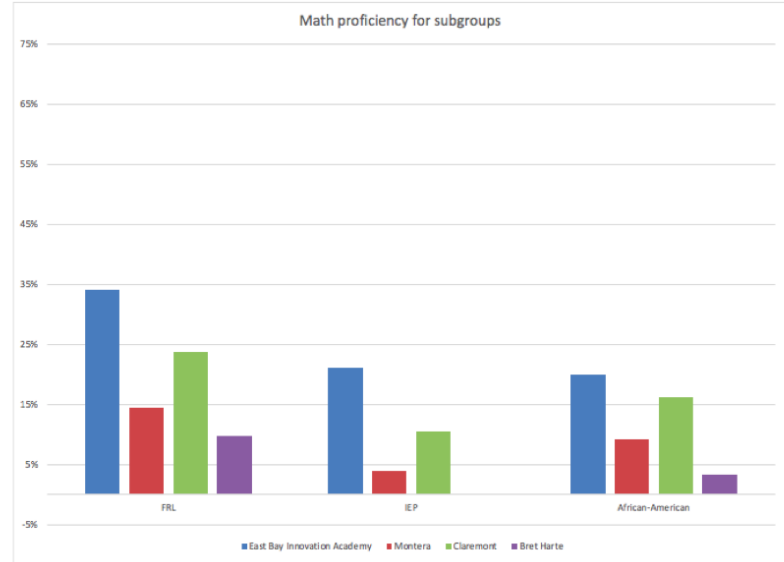
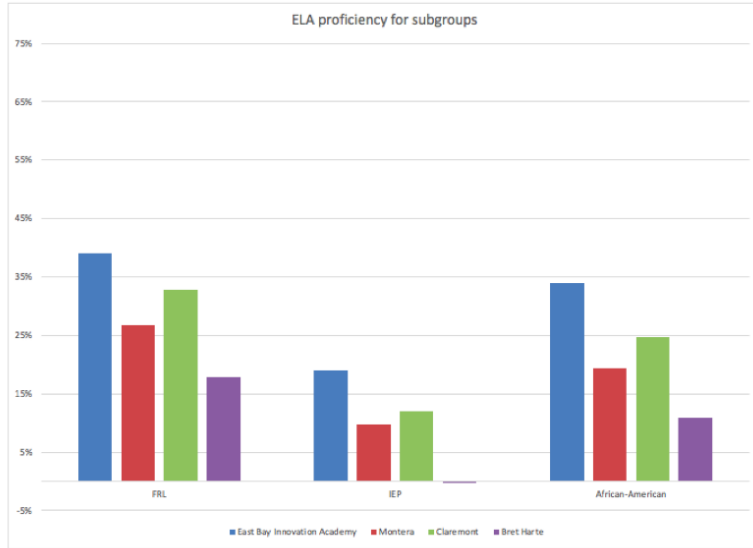
Our students consistently **outperform the district and the state** on the SBAC.

Academic Performance - Comparison Schools



EBIA's overall pupil outcomes **match or outperform** comparison schools.

Academic Performance - Serving All Students



EBIA's subpopulation pupil outcomes **outperform** comparison schools.

Academic Performance - Cohort Case Study

Class of 2021	2015 Proficiency	2017 Proficiency	Net Change
Overall ELA	52%	66%	14%
Overall Math	53%	58%	5%
Black Students - ELA	26%	50%	24%
Black Students - Math	30%	47%	17%
Latino Students - ELA	44%	57%	13%
FRL - ELA	14%	50%	36%
FRL - Math	13%	32%	19%

Class of 2023	2017 Proficiency	2018 Proficiency	Net Change
Overall ELA	47%	53%	6%
Overall Math	34%	48%	14%
Black Students - ELA	22%	35%	13%
Latino Students - ELA	36%	41%	5%
Latino Students - Math	25%	35%	10%
FRL Students - ELA	30%	37%	7%
FRL Students - Math	15%	33%	18%

Culture and Climate

- Each year, we have **increased the diversity and the heterogeneity** of our student body and increased the number of high need students.
- We have had **ZERO expulsions** in our 4-year history, and a less than 4% suspension rate.
- Students attend school regularly. In the middle school our **Average Attendance Rate** is 96%, in the high school it is 92%.
- Families, students and staff share an **aligned mission and vision** and feel welcome at school
- We have created **partnerships** with SEEDS, High Resolves and the National Equity Project for the implementation of restorative justice and social emotional learning programs.



Community Voices

Our Program
Maker Girls

