



OAKLAND UNIFIED
SCHOOL DISTRICT

Community Schools, Thriving Students

ENVISION
ACADEMY

of ARTS &
TECHNOLOGY



SPSA Data Set April 2018

www.ousd.org



@OUSDnews

**Progress
To
Goals**

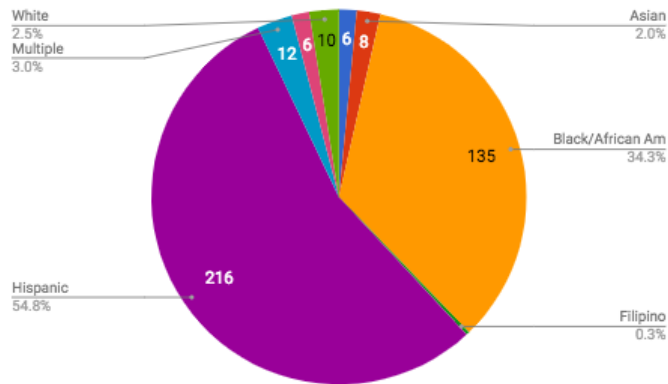
**2017-2018
Schoolwide Data**

How does **EA**'s student demographic compare to Oakland Unified School District's?

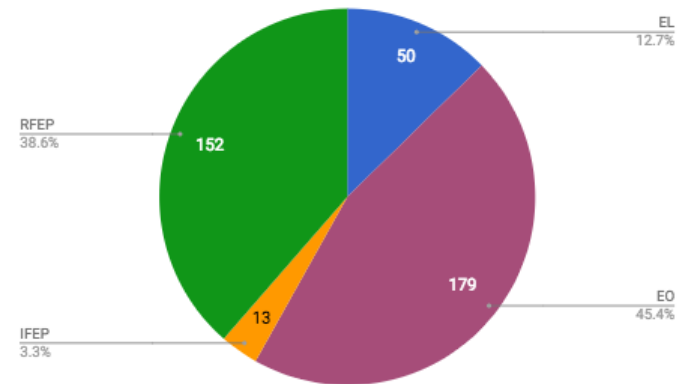
School	Black or African American	Hispanic or Latino	Socio-economically Disadvantaged	EL
EA	37%	53%	74%	11%
OUSD	26%	45%	73%	31%

100% of Envision Academy's students are enrolled in our Pathway Themed Courses, Work Learning, and College Preparation.

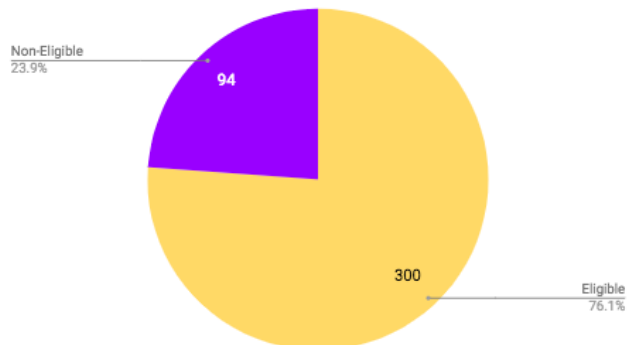
EA Student Population by Race



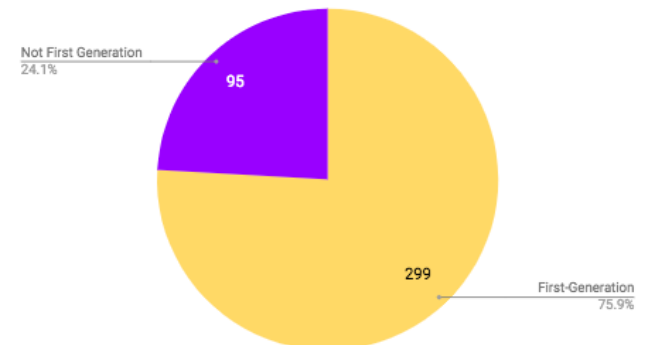
EA Student Population by EL Status



EA Student Population by FRL Eligibility Status

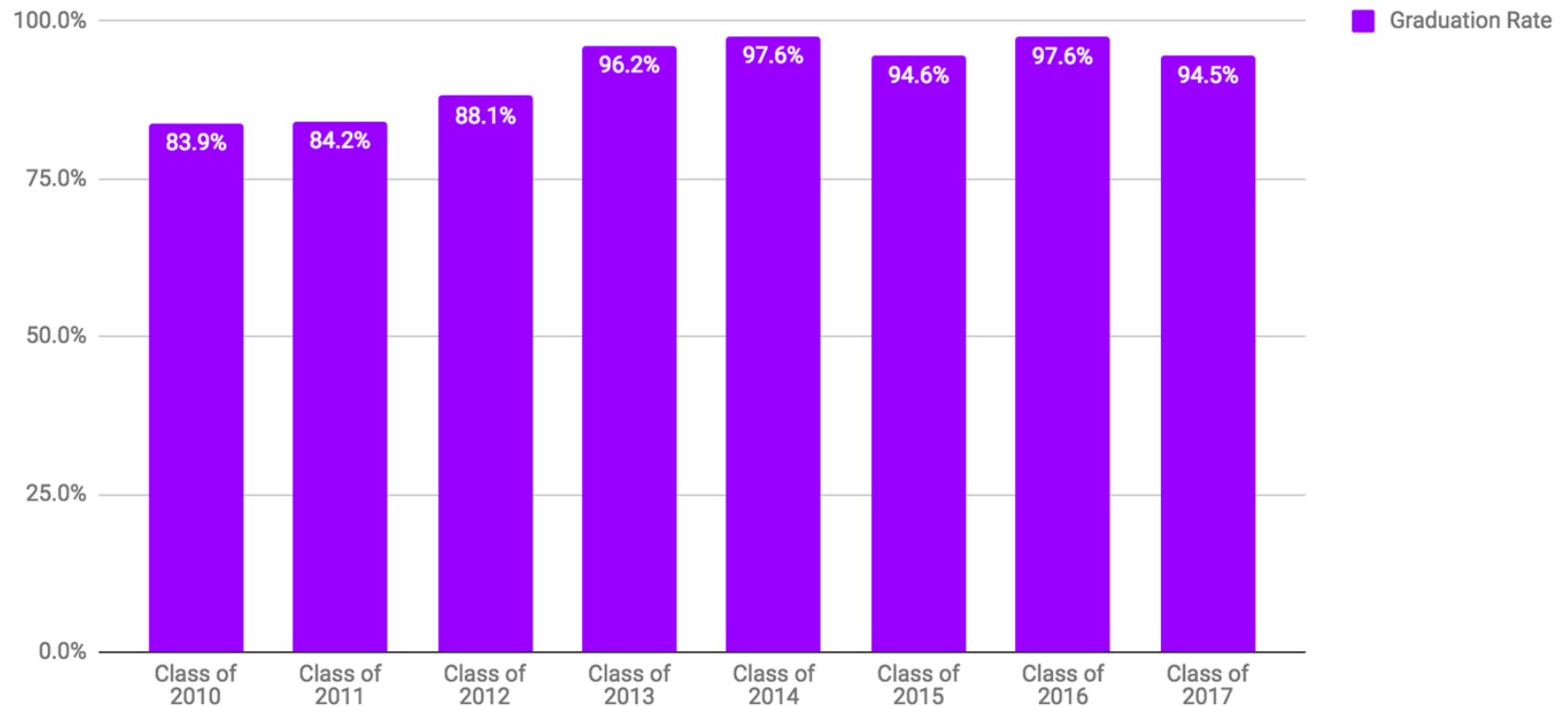


EA Student Population by First-Generation Status



Graduation Rate

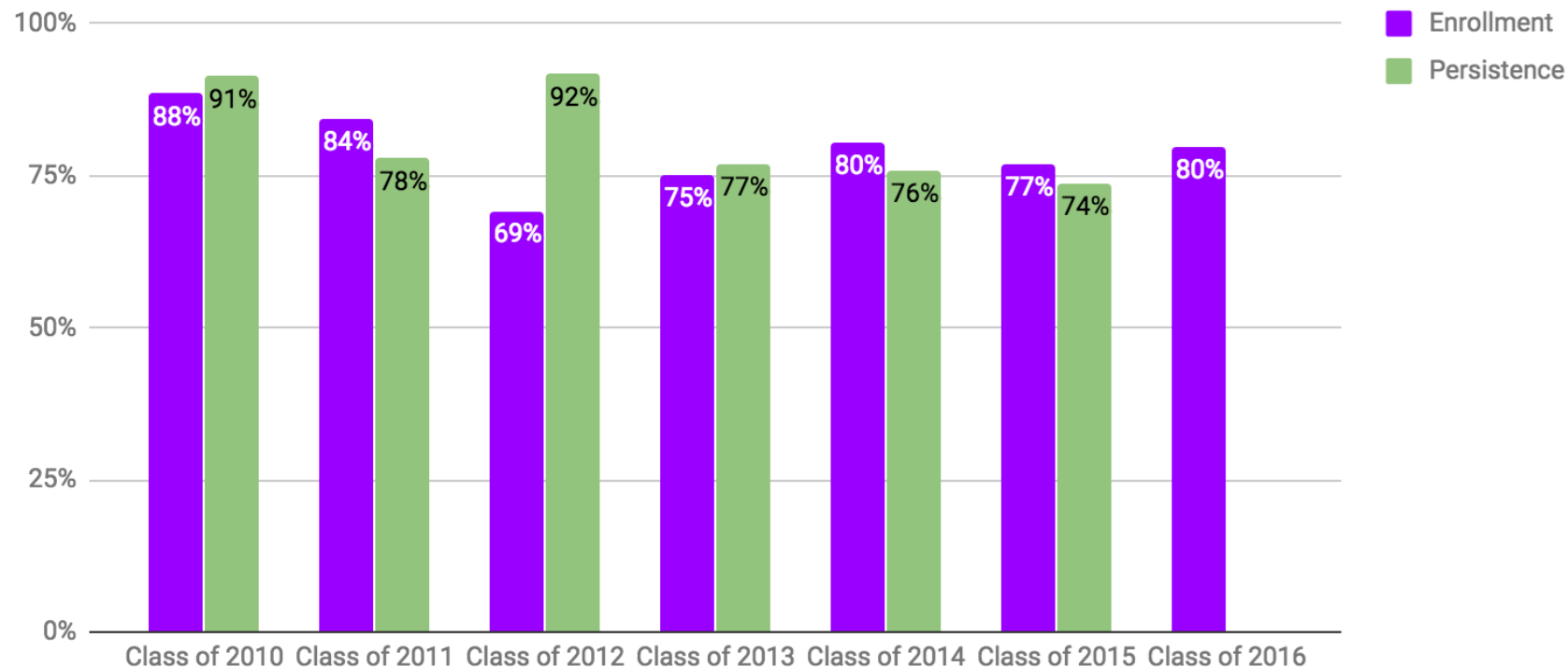
Envision Academy - Graduation Rate



Data Source: California Longitudinal Pupil Achievement Data System

College Enrollment

Envision Academy - College Enrollment & Persistence Rates



Data Source: National Student Clearinghouse Alumni Tracker Report

2017 CAASPP: Met or Exceeded Standard in **Literacy**

School	Overall	Black or African American	Hispanic or Latino	Socio-economically Disadvantaged
EA	43%	43%	38%	36%
OUSD	38%	27%	31%	34%

Source: www.cde.ca.gov Note: We did not have a statistically significant number of English learner population tested.

2017 CAASPP: Met or Exceeded Standard in **Math**

School	Overall	Black or African American	Hispanic or Latino	Socio-economically Disadvantaged
EA	19%	30%	9%	16%
OUSD	15%	4%	8%	13%

Source: www.cde.ca.gov Note: We did not have a statistically significant number of English learner population tested.

18-19 SPSA Goals

FOCAL AREA	Long-Term Goal for 2020
Graduate Outcomes	95% of all students will graduate.
Post-Secondary Readiness	100% of students will complete A-G requirements. 60% of students will meet or exceed the standard on the Literacy SBAC. 50% of students will meet or exceed the standard on the Math SBAC. 90% of students in dual or concurrent enrollment courses will pass those courses.
Climate and Culture	25% Reduction in chronic absenteeism. 30% reduction in suspensions.
Rigorous Academics	All students grow at least 1.5 years in reading. All courses include rigorous pathway aligned projects, and at least 75% of students score “proficient” on their artifact by the first deadline.
Pathway Development	Increased internships and mentorships in the technology field.



On-Track/Off-Track Grade 10



On-Track/Off-Track Grade 11

EVERY STUDENT THRIVES!



**OAKLAND UNIFIED
SCHOOL DISTRICT**
Community Schools, Thriving Students

1000 Broadway, Suite 680, Oakland, CA 94607

www.ousd.org



[@OUSDnews](https://www.instagram.com/ousdnews)

Contact us for additional information [optional contact area]
Phone: 510.555.5555 | Email: info@ousd.org