

Board Office Use: <b>Legislative File Info.</b>	
File ID Number	25-0628
Introduction Date	3/11/2025
Enactment Number	
Enactment Date	



# Board Cover Memorandum

**To** Measure G1 Districtwide Teacher Retention and Middle School Improvement Act Oversight Commission

**From** Middle School Network

**Meeting Date** March 11, 2025

**Subject** Lodestar: A Lighthouse Community Charter Public 2025-2026 Measure G1 Application

**Ask of the Commission** Lodestar: A Lighthouse Community Charter Public 2025-2026 Measure G1 Application

**Discussion** Middle School Network is open to questions from the commission regarding the Lodestar: A Lighthouse Community Charter Public 2025-2026 Measure G1 Application.

**Fiscal Impact** The recommended amount is **\$86,517.00**. Resource 9332 - Measure G1.

**Attachment(s)** Grant application attached.





**2025-2026  
Measure G1 Application**

**Due: March 1, 2025**

## School Information & Student Data

<b>School</b>	Lodestar: A Lighthouse Community Charter Public	<b>School Address</b>	701 105th Avenue Oakland, CA 94603
<b>Contact</b>	Ronald Jackson	<b>Contact Email</b>	ronald.jackson@lighthousecharter.org
<b>Principal</b>	Latora Baldrige	<b>Principal Email</b>	Latora.baldrige@lighthousecharter.org
<b>School Phone</b>	510-775-0255	<b>Total Number of Students</b>	206
<b>Recommended Grant Amount<sup>1</sup></b>	<b>\$86,517</b>	<b>2024-25 CALPADS<sup>2</sup> Enrollment Figure (grades 6-8 Oakland residents only)</b>	188
		<b>2024-25 LCFF<sup>3</sup> Enrollment</b>	167

Student Demographics (%)				Measure G1 Team	
English Learners	40.29%	Asian/Pacific Islander	0.49%	Name	Position
LCFF	96.60%	Latinx	83.98%	Ronald Jackson	Assistant Principal
SPED	14.56%	Black or African-American	11.17%	Latora Baldrige	Principal

<sup>1</sup> Allocation of funds will be based on the prior year 20-day count for 6-8 enrollment multiplied by the LCFF % and total funds collected from tax revenue.

<sup>2</sup> The California Longitudinal Pupil Achievement Data System (CALPADS) collects various about students, including school enrollment. Each fall, around early October, all schools in California submit enrollment figures into the CALPADS system which becomes the official count for that school for that year.

<sup>3</sup> Under the Local Control Funding Formula, the following categories of students receive additional funding: English learners, students in foster care, students eligible for the free- and reduced-lunch program.

	%				
		White	0.49%	Maricruz Martinez	Youth Leadership Developer
		Indigenous or Native American	0%	Tahlif Brown	8th-grade teacher leader
		Multiracial	1.46%		

**Chronic Absence**  
(Include raw number and percent)

	2022-23 raw number (%)	2023-24 raw number (%)	2024-25 raw number (%)	2025-26 Goal raw number (%)
Student Population Overall	33.1%	28.5%	55/206 26%	<5%
Asian/Pacific Islander	75.0% (3 of 4 students)	0%	1/206 .4%	<5%
Latinx	33.7%	29.3%	44/206 21%	<5%
Black or African-American	28.6%	14.3%	7/206 4%	<5%
White	0.0%	0.0%	1/206 .4%	<5%
Indigenous or Native American	0.0%	0.0%	0/206 0%	<5%
English Learners	35.0%	25%	17/206 8%	<5%
Students w/ IEPs	46.7%	31.7%	11/206 5%	<5%
Free/ Reduced Lunch Students	32.5%	23.7%	51/206 24%	<5%

## Metrics

(all data points are required)

**Electives**  
(Include raw number and percent)

Metric	Area	2022-23 raw number (%)	2023-24 raw number (%)	2024-25 raw number (%)	2025-26 Goal raw number (%)
Number of students taking elective courses.	Art	143	151	206 100%	95%
	Language	0	0	0	95%
	Music	0	0	0	95%
Number of students participating in non-course experiences (e.g. after-school program)	Art	59	45	90	95%
	Language	0	42	30	95%
	Music	59	23	40	95%

<b>Positive &amp; Safe Culture (Include raw number and percent)</b>				
Metric	2022-23 raw number (%)	2023-24 raw number (%)	2024-25 raw number (%)	2025-26 Goal raw number (%)
<b>Average Daily Attendance Date of Figure: 2/26/25</b>				
Asian/Pacific Islander	-	-	83.8% (4 students)	95%
Latinx	91.49%	91.83%	91.8%	95%
Black or African-American	90.90%	92.14%	93.1%	95%
White	91.55%	88.84%	TBD	95%
Indigenous or Native American	-	-	-	95%
English Learners	91.34%	91.25%	93.8%	95%
Students w/ IEPs	88.28%	86.57%	85.1%	95%
Free/ Reduced Lunch	91.71%	92.24%	91.5%	95%

Metric	2022-23 raw number (%)	2023-24 raw number (%)	2024-25 raw number (%)	2025-26 Goal raw number (%)
<b>Suspended Students Date of Figure: 2/26/25</b>				
Asian/Pacific Islander	5.9%	0%	0%	0%
Latinx	2.6%	2.1%	<1%	0%

Black or African-American	4.8%	0%	<1%	0%
White	0%	0%	0%	0%
Indigenous or Native American	0%	0%	0%	0%
English Learners	1%	2.2%	<1%	0%
Students w/ IEPs	11.1%	8.6%	0%	0%
Free/ Reduced Lunch	1.9%	2.2%	<1%	0%

Student Retention from 5th Grade to 6th Grade				
Metric	2022-23	2023-24	2024-25	2025-26 Goal
6th Grade Enrollment	85.45%	77.55%	66.67%	90%

## Community and Staff Engagement

Community Engagement Meeting(s)	
Community Group	Date
Coffee Tuesday <a href="#">Slide Deck</a> <a href="#">Sign-in sheet</a>	2/25/25

Staff Engagement Meeting(s)	
Staff Group	Date
Professional Development <a href="#">Slide Deck</a>	2/26/25

<a href="#">Music (Rubric)</a>	2023-24	2024-25
<b>Access and Equitable Opportunity</b>	Entry	Entry
<b>Instructional Program</b>	Entry	Entry
<b>Staffing</b>	Entry	Basic
<b>Facilities</b>	Entry	Entry

<i>Equipment and Materials</i>	Entry	Entry
<i>Teacher Professional Learning</i>	Entry	Entry
<a href="#"><u>World Language (Rubric)</u></a>	<b>2023-24</b>	<b>2024-25</b>
<i>Content and Course Offerings</i>	Developing	Developing
<i>Communication</i>	Developing	Developing
<i>Real world learning and Global competence</i>	Developing	Developing
<a href="#"><u>Art (Visual Arts, Theater, and Dance)</u></a>	<b>2023-24</b>	<b>2024-25</b>
<i>Access and Equitable Opportunity</i>	Entry	Entry
<i>Instructional Program</i>	Entry	Entry
<i>Staffing</i>	Entry	Basic
<i>Facilities</i>	Entry	Basic
<i>Equipment and Materials</i>	Entry	Basic
<i>Teacher Professional Learning</i>	Entry	Basic

## Proposed Expenditures

### **Guidelines**

1. In the following sections, please discuss your team's plan to address the goals of G1:
  - a. Increase access to courses in arts, music, and world languages in grades 6-8.
  - b. Improve student retention during the transition from elementary to middle school.
  - c. Create a more positive and safe middle school learning environment.
2. Please explain how you plan to use the Measure G1 funds to meet the goals, as measured in the METRICS section of this proposal.
3. Add additional lines as needed.
4. The total of all items should equal the amount listed in "Recommended Grant Amount" on page 1
5. Expenditures must supplement, not supplant expenditures made from other funding sources. In other words, Measure G1 funds must be used for new expenditures, expenditures already funded from Measure G1, expenditures previously paid for by a funding source that has ended, or to pay for an expenditure that would have been cut, were it not for Measure G1 funds.

## Summary of 2024-25 Approved Expenditures

<b>All Actual Expenditures</b>	<b>Budget Amount</b>
--------------------------------	----------------------

<b>Positive &amp; Safe Culture</b>		
<b>1</b>	<b>Student Culture Developer:</b> Compensation & Benefits This budget includes: salary 1.0 FTE and benefits (estimated at 24%).	\$84,000
<b>3</b>	<b>Events Budget</b> This will include extracurricular events focused on building positive student culture and meeting our health and wellness goals.  Initial proposals include: <ul style="list-style-type: none"> <li>● “Thankful for our families dinner” focused on healthy food choices and education</li> <li>● College Tours for each grade level</li> <li>● Beginning of year family community builder barbecue and ice cream social</li> <li>● Schoolwide Passage Celebration</li> <li>● College and Career Day Carnival</li> <li>● Overnight Camping Trips</li> </ul>	\$4,432
<b>4</b>	<b>Family and Student Engagement</b> <ul style="list-style-type: none"> <li>- Black Excellence Celebration and Dinner</li> <li>- Black Student Union and Latino Unidos signature event and fieldwork</li> <li>- Latinx Heritage Month Celebration and Dinner</li> <li>- Parent Workshops (SEL at home, Talking with your teen, Drug and Substance Prevention at home, Family Literacy Workshop)</li> </ul>	\$4,000
<b>5</b>	<b>Drug and Substance abuse intervention</b> <ul style="list-style-type: none"> <li>● Courage To Speak Foundation - supports students in 6th - 8th grade, to build healthy and emotionally sound schools through drug prevention, social emotional based curriculum, and small group discussions. 1 orientation + 8 lessons = 9 week program</li> </ul>	\$2,000
<b>6</b>	<b>Travel Fund/Buses:</b> This will fund college trips for each grade level 6th-8th. Each grade level has an activity offsite experience that supports their SEL growth. These activities provide students the space to be in community and build those critical skills they need to interact with their peers.	\$3,660
<b>Electives (Art, Music, World Language)</b>		
<b>1</b>	<b>Music</b> <ul style="list-style-type: none"> <li>- Costumes for performances and events</li> <li>- Stipend for music instructor</li> </ul>	\$1,500
<b>2</b>	<b>Visual and Performing Art</b> <ul style="list-style-type: none"> <li>- Art supplies</li> <li>- Art gallery materials and decorations</li> <li>- Tickets to local art museums and events</li> <li>- Costumes and props</li> </ul>	\$3,000
<b>3</b>	<b>Language</b> <ul style="list-style-type: none"> <li>- Middle School Language Club materials and curriculum</li> <li>- Stipend for Language Instructor</li> </ul>	\$2,000
<b>6th Grade Enrollment</b>		

<b>1</b>	<b>Retention for 6th graders</b> Budget for events aimed at engaging rising 6th grade students and families to support retention <ul style="list-style-type: none"> <li>- Step-up ceremony and carnival family celebration (\$800)</li> <li>- 5th and 6th grade class hike (snacks and materials) (\$200)</li> </ul>	\$1,000
<b>Budget Total</b>		<b>\$105,592.00</b>

## Summary of 2025-26 Proposed Expenditures

All Proposed Expenditures (from sections below)		Budget Amount
<b>1</b>	Student Culture Developer Compensation & Benefits This budget includes: salary 1.0 FTE and benefits (estimated at 24%).	\$72,000
<b>2</b>	Black Student Union <ul style="list-style-type: none"> <li>- BSU Field trip</li> <li>- Black Excellence Soiree Family Dinner and Celebration</li> </ul>	\$5,000
<b>3</b>	Latinx Heritage <ul style="list-style-type: none"> <li>- Latinx Heritage Culture Celebration</li> <li>- Cinco De Mayo Cultural Celebration</li> </ul>	\$5,000
<b>4</b>	Give Thx Platform	\$3,000
<b>5</b>	Restorative Justice Professional Development	\$1,000
<b>6</b>	Parent Engagement Materials and Supplies	\$517
<b>Budget Total (must add up to Recommended Grant Amount)</b>		<b>\$86,517</b>

## Proposed Expenditures By Focus Area

Proposed Expenditures for Positive & Safe Culture		
Description of Proposed Expenditures	Which metric will this investment impact - suspensions or average daily attendance?	Budget Amount
Student Culture Developer Compensation & Benefits This budget includes: salary 1.0 FTE and benefits (estimated at 24%)	Suspensions and Average Daily Attendance  Reduce suspension rates across all student groups to <1.5% for at	\$72,000



	<p>least 2 consecutive years</p> <p>Reduce chronic absenteeism to &lt;15% by 2028</p>	
<p>Black Student Union</p> <ul style="list-style-type: none"> <li>- BSU Field Trip</li> <li>- Black Excellence Soiree Family Dinner and Celebration</li> </ul> <p>A Black Student Union (BSU) provides a vital space for Black students to celebrate their culture, build community, and develop leadership skills. It fosters inclusivity and belonging while promoting academic success through mentorship, advocacy, and cultural awareness initiatives. Funding will support programs that empower students, strengthen school-wide diversity efforts, and create lasting positive impacts on the school community.</p>	<p>Suspensions and Average Daily Attendance</p> <p>Reduce suspension rates across all student groups to &lt;1.5% for at least 2 consecutive years</p> <p>Reduce chronic absenteeism to &lt;15% by 2028</p> <p>90%+ families attend at least 2 school sponsored events./workshops annually</p>	<p>\$5,000</p>
<p>Latinx Heritage</p> <ul style="list-style-type: none"> <li>- Latinx Heritage Culture Celebration</li> <li>- Cinco De Mayo Cultural Celebration</li> </ul> <p>A Latinos Unidos group creates a supportive space for Latino students to celebrate their heritage, build connections, and develop leadership skills. It promotes cultural awareness, academic success, and inclusivity through mentorship, advocacy, and community engagement. Funding will help provide resources, events, and initiatives that empower students and enrich the school's commitment to diversity and equity.</p>	<p>Suspensions and Average Daily Attendance</p> <p>Reduce suspension rates across all student groups to &lt;1.5% for at least 2 consecutive years</p> <p>Reduce chronic absenteeism to &lt;15% by 2028</p> <p>90%+ families attend at least 2 school sponsored events./workshops annually</p>	<p>\$5,000</p>
<p>Give Thx Platform</p> <p>GiveThx's program is grounded in safety, equity, and inclusion. It consists of three components: a student-centered curriculum, an online platform, and a suite of professional development training.</p>	<p>Suspensions and Average Daily Attendance</p> <p>Reduce suspension rates across all student groups to &lt;1.5% for at least 2 consecutive</p>	<p>\$3,000</p>

	<p>years</p> <p>Reduce chronic absenteeism to &lt;15% by 2028</p>	
Parent Engagement Materials and Supplies	<p>Suspensions and Average Daily Attendance</p> <p>Reduce suspension rates across all student groups to &lt;1.5% for at least 2 consecutive years</p> <p>Reduce chronic absenteeism to &lt;15% by 2028</p>	\$517

**Please submit your Measure G1 proposal to Cliff Hong ([clifford.hong@ousd.org](mailto:clifford.hong@ousd.org)) and Karen Lozano ([karen.lozano@ousd.org](mailto:karen.lozano@ousd.org)).**

**Community**

**Love**

**Integrity**

**Agency**

**Social Justice**



# LODESTAR

A Lighthouse Community Public School

# Measure G1 Agenda

G-1 Budget

Coffee Tuesday 2/25

Staff PD 2/26



# Budget Overview

## Summary of 2025-26 Proposed Expenditures

All Proposed Expenditures (from sections below)		Budget Amount
1	Student Culture Developer Compensation & Benefits This budget includes: salary 1.0 FTE and benefits (estimated at 24%).	\$72,000
2	Black Student Union - BSU Field trip - Black Excellence Soiree Family Dinner and Celebration	\$5000
3	Latinx Heritage - Latinx Heritage Culture Celebration - Cinco De Mayo Cultural Celebration	\$5000
4	Give Thx Platform	\$3000
5	Restorative Justice Professional Development	\$1000
6	Parent Engagement Materials and Supplies	\$517
7		
<b>Budget Total (must add up to Recommended Grant Amount)</b>		



## Social Justice

We act with courage and  
commitment to move toward a  
just and equitable world.

# Student Culture Developer

\$72,000

- Implementing Tier 2 small group and/or individual case management targeted at social-emotional needs
- Developing and supporting the role of our middle school student council leadership;
- Leading and supporting student-driven affinity groups;
- Coordinating cultural celebrations and awareness building;
- Consulting with teachers on Crew curriculum development;
- Developing a peer-to-peer conflict resolution program that incorporates elements of our Restorative Justice approach;
- Collaborating with APC's from across the K-12 school to organize cross-grade activities and programs (ex. ongoing 6th grade reading buddies for kindergarten students)
- Developing entrepreneurship and student fundraising;
- Connecting Lodestar middle school students to extracurricular opportunities and managing those partnerships in collaboration with the Assistant Principal of Culture



**Integrity**

We act on our shared and personal values, especially in the face of adversity.

# Black Student Union \$5000

- Black Excellence Soiree
- BSU field trip
- BSU special speaker and events, materials etc





# Latinx Heritage \$5000

- Latinx Heritage Festival (dancers and activities)
- Latinos Unidos field trip
- Materials and club supplies, special speakers and events







# Give Thx Platform \$3000

## Greater Academic Achievement

Grateful students are found to be more autonomously motivated and more academically engaged, and **gratitude is positively associated with higher levels of academic achievement.**<sup>1</sup>

## Increased Trust & Belonging

Students with a sense of belonging in school feel socially connected, supported, and respected. They trust their teachers and peers, and are confident that **they are seen as a person of value.**<sup>2</sup>

## Deeper Staff Engagement

**Staff are more likely to contribute to decision-making and embrace opportunities** to contribute to the school if they feel safe and valued.<sup>3</sup>

## Better Performance, Less Burnout

Educators who practice gratitude at school report increased life satisfaction and sense of personal accomplishment and **decreases in emotional exhaustion.**<sup>4</sup>

# GiveThx Program Impact



Giacomo Bono et al (2020) A new approach to gratitude interventions that supports student wellbeing, *The Journal of Positive Psychology*, 15:5, 657-665, DOI: [10.1080/17439760.2020.1789712](https://doi.org/10.1080/17439760.2020.1789712) (full)

## Increased

- Life satisfaction
- Relationship satisfaction
- Wellbeing

## Decreased

- Anxiety
- Depression
- Negativity

# Restorative Justice Training

\$1000



- Training for staff of RJ practices
- This could be a conference or facilitator to lead a whole staff or student leader training

# Parent Engagement












Our school counselors host family workshops to discuss mental health strategies for school to home connection. These funds will be used for supplies.

\$517

# Parent Engagement

- Reduce suspension rates across all student groups to <1.5% for at least 2 consecutive years
- Reduce chronic absenteeism to <15% by 2028
- 90%+ families attend at least 2 school sponsored events./workshops annually

# Signature

Name	Signature
Jordan Ridge	
Nicola Vetrovec	
Josephil Saraspe	
Dawn Roberts	
Julian Gote	
Tahit Brown	
Marionz Martinez	
Daniel Comejo	
Huseyin Celik	
Carla Condence	
C. Harris	
Chloe Uno	
A. J. Harris	America Johnson-Post
Shanika Jayo	