

Superintendent Report

Dr. Kyla Johnson Trammell, June 8, 2022



**OAKLAND UNIFIED
SCHOOL DISTRICT**

Community Schools, Thriving Students

Our Vision

All OUSD students will find joy in their academic experience while graduating with the skills to ensure they are caring, competent, fully-informed, critical thinkers who are prepared for college, career, and community success.

Our Mission

Oakland Unified School District (OUSD) will build a Full Service Community District focused on high academic achievement while serving the whole child, eliminating inequity, and providing each child with excellent teachers, every day.



Superintendent Report Overview

Highlights from Schools

- Bret Harte, High School Restorative Justice Practices, Piedmont

Seal of Biliteracy

- 2022 Recipients

WASC Update

- Background Info, Current Status

Covid Safety Protocols

- Updated Cases and Vaccine Rates

Attendance & Enrollment Updates



Highlights from Schools

Bret Harte MS Uses Art To Foster Social Justice



Initiative: Creating Joyful Schools

Reimagining Schools to be Places of Joy, Inclusion, and Beauty

www.ousd.org/strategicplan

At Bret Harte Middle School, students can take two electives which can include music, drama, African American Male Achievement, social justice, or art. In Jack Leamy's art class, students created a powerful mural on the wall and a set of lockers across from his classroom. It's a portrait of civil rights and voting rights activist Stacey Abrams, who is currently running to become the next Governor of Georgia.

Restorative Justice Training Helps HS Students Lead by Example



Initiative: Supporting Empowered Graduates

Developing Essential Skills to Secure Post-Secondary Success

www.ousd.org/strategicplan

In an unprecedented collaboration between Restorative Justice, Expanded Learning, Linked Learning, HS pathways, and Creative Change Collaborative, **25 OUSD high school students from Castlemont, Fremont, Madison Park, McClymonds and Skyline** participated in an **Intro to Restorative Justice and circle practice training**.

As part of this training, students learn to lead circles at their own schools and will work with elementary students this summer at summer learning hubs throughout Oakland. Thanks to funding from the CDE Expanded Learning Opportunity Program (ELOP), this pilot aims to train high school interns in restorative justice practices and support their integration into the field.

Students, Families & Staff Plant Tree at Piedmont Ave ES for Principal Ahmad



Initiative: Creating Joyful Schools

Reimagining Schools to be Places of Joy, Inclusion, and Beauty

www.ousd.org/strategicplan

At Piedmont Avenue Elementary School, students, staff and families planted an Aptos Blue Sequoia tree, dedicating it to Principal Zarina Ahmad for Principal Appreciation Day. The plaque with the tree has a quote from one of Ahmad's heroes, Mary McLeod Bethune, the daughter of former enslaved people who went on to become an educator and civil rights activist. It reads: "Believe in yourself, learn, and never stop wanting to build a better world."

Principal Ahmad said, "I have been an educator for so many years and it brings me so much joy when students come back and share their success such as graduating from high school and college. Helping give students a solid academic and social foundation is my goal as a school leader. Having the living monument of a new tree captures my hope of planting a strong foundation for present and future generations."



Seal of Biliteracy Acknowledgement

Join us in recognizing the 2022 Recipients of the CA Seal of Biliteracy

The Seal is a state-issued distinction earned by graduating seniors who have demonstrated proficiency in English and at least one other language.



Seal of Biliteracy Recognition by the Numbers

182 Seals awarded across **12** schools.

This is 81 more than last year and only 18 short of our 2025 goal of 200.

6 languages awarded: Spanish, Yoruba, Chinese, French, Mayan Mam, and Japanese



Hear from two of our Seal recipients



Castlemont HS

Jennifer Sosa-Fuentes
Joel Ruiz-Cruz
Victor Rodriguez Palacios

CCPA

Alex Lino-Quintero
Alianna Amaya
Alondra Arreguin
Amanda Diaz
Armando Figueroa
Edgar Rodriguez Tovar
Elizabeth Devora
Emily Aguilar
Evelyn Munguia-Herrera
Giovanni Alvarez-Lopez
Jacquelin Herrera
Jasmin Cerna-Magdaleno
Jasmine Caldera
Jesus Rodriguez Munguia
Jesus Santillan
Jose Castillo-Zamarripa
Maricrus Torres
Mayra Perez
Naomi Bautista Cortes
Ofelia Munguia-Ruiz
Paola Zaragoza Alcazar
Rosa Figueroa Valdez
Rosa Garcia
Rubi Reynoso Ruvalcaba
Veronica Burgos-Perez

Dewey Academy

Angel Bolanos

Fremont HS

Alejandro Medina
David Guzman
Elizabeth Diaz
Fatima Morales-Fuentes
Kerin Murillo
Leslie Diaz-Perez

McClymonds HS

Daniela Gomez

MetWest HS

Amy Reyes Mercado
Arely Guarneros Coyotl
Citlaly Morales-Martinez
Diego Garcia
Elan Bustos
Gael Sanchez
Ivan Saldana Garcia
Kevin Saldana Garcia
Mariah Lazalde
Orvil Escalante

Life Academy

Adrian Terriquez
Ashley Mujica-Pinto
Beatriz Bautista-Pablo
Celeste Corado-Portillo
Diego Casillas
Diego Rivera-Soto
Evelin Espinoza
Gregorio Guzman-Lopez
Imelda Pablo Perez
Ingrid Ramirez Ramirez
Ivy Delgadillo Santos
Janie Otero
Jessica Hernandez-Ramos
Juan Mendoza Avila
Kassandra Santillan-
hernandez
Kelly Iraheta-Leon
Kenya Sanchez-Orozco
Lupita Morales-Cordova
Marleni Regalado
Martha Garcia-Palma
Matthew Ortiz Melgar
Oscar Mendoza-Oliva
Tania Lopez Pelayo
Ulises Almanza Ramos
Valerie Rodriguez
Wendy Perez Govea
Yancarlos Mejia
Yoselin Martinez Garcia

MPA

Anahy Ordaz Moron
Angel Mejia Agredano
Angie Camargo-Arevalo
Anthony Magana Sarabia
Denisse Capuchino-Colin
Eloisa Guzman
Emily Tovar Lopez
Ester Liborio-Hernandez
Evelyn Penaloza
Francisco Domingo Ros
Galilea Ortega
Itiel Nantos
Jonathan Jimenez Martinez
Leslie Martinez-Gonzalez
Mary Alvarez
Omar Gonzalez
Ruben Amaral
Stephany Parada
Zaratustra Roldan Manzo

Oakland International HS

Dania Aguilar Ramos

Oakland HS

Alan Inda Maldonado

Alejandra Rubalcava Guevara

Amanda Portillo-Romero

Betty Choy

ChaoYin Li

Cristina Mendoza

DaHua Yi

Edison Soo

Elian Montano

Enrique Rizo-Rosas

Fatima Gutierrez-Ramirez

Geovany Rios-Carmona

Han Ngo

Holly Yu

Isabella Wong

Jackie Chen

Jenny Su

Jinkang Fang

Jose Vega Martinez

Juan Mendoza Ahilon

June Lee

Manaure Cedillo-Martinez

Merary Murillo

Racely Ceen

Roselyn Perez

Saja Duchicela-Trujillo

Tanyathea Tithipongtrakul

Tkai Johnson

Trinity Xaythavone

Victor Cruz

Xinger Chen

Yanderi Sanchez Ceron

YueCong Liu

Yunueth Ceja Romero

Oakland Technical HS

Araceli Samuel

Audrey Campbell

Benjamin Salop

Caitlyn Walters

Charlotte Gaultier

Cynthia Lei

Daniela Reyes Gonzalez

Delilah Masket

Diana Garcia

Evelyn Warner

Gil'i Zaid

Gitanjali Sharma

Gloria Falcon

Ida Voong

Jasper Saba

Jorge Ramirez

Josie Goodson

Keyla Pacheco

Leah Marquez

Lucia Joseph

Maccabee Armstrong

Marcella Arriola

Mariana Erausquin

Marina Tanaka-Wong

Namugga Nakayiza

Orlando Scott

Ryle Faurot

Sage Plaisted

Stella Cardoso

Xin Mei Lin

Yazlyn Cuevas

ZhenXiang Xue

Zoya Elias

Skyline High School

Agustin Turienzo

Alfredo Dueñas

Brisa Trollingier

Brithanie Licea Muñoz

Cecelia Thomsak

Destiny Aranda-Acosta

Ezra Conley-Proia

Glendy De Leon

Hector Cueva-Becerra

Ingrid Pablo-Pablo

Jennifer Dominguez Cruz

esu-Timilehin Adelabu

Kassandra Marmol

Kimberly Calderon

Melanie Sanchez

Oscar Santos Rojas

Samantha Silva Gomez

Steve Virgen Lopez

Susana Cornejo

Taylor Lowe



WASC Update

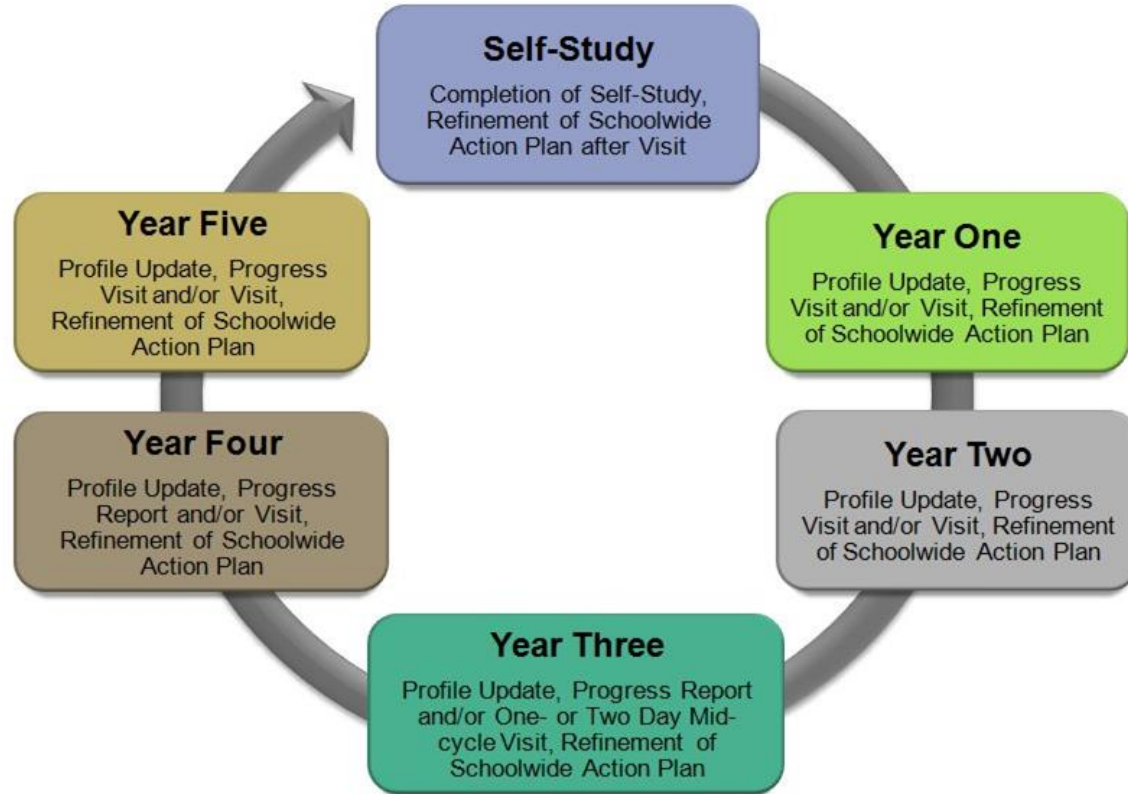
Outline

- What is WASC
- Why is it important
- The current WASC status of our schools in the High School Network

Why Accreditation?

- ❑ Assures a school community that the school's purposes are appropriate and being accomplished through a viable education program — a trustworthy institution for student learning
- ❑ Validates the integrity of the school's program and transcripts
Facilitates transfer of credits to other English-speaking schools — critical for college/university acceptance worldwide
- ❑ Fosters the ongoing improvement of the school's programs and operations to support student learning
- ❑ Provides valuable insight from fellow educators visiting the school
Benefits schools that choose joint accreditation or other collaborative processes, e.g., ACS WASC/CDE.

WASC 6 Year Accreditation Cycle and OUSD Continuous Improvement Cycles



Self-Study Process/Full Visit

- Involvement of **all stakeholders** in the self-study process.
- Clarification of the school's **purpose** and the schoolwide learner outcomes.
- Assessment of the **program of study** and its impact on student learning with respect to the ACS WASC criteria.
- Development of a **schoolwide action plan** that addresses identified areas for improvement.
- **Visiting committee validation** and enhancement based on accreditation criteria and standards, self-study, and findings from the visit.

Follow-Up Process

- Annual assessment of the **action plan** progress and refinement of the plan as needed.
- Completion of **progress reports** and/or reviews, e.g., annual reports.
- **Celebration of success** for the school

Accreditation Statuses

Statuses	Level of Accreditation	What is Due
Six-Year Accreditation Status with a Mid-cycle Progress Report	1st	Mid-Cycle Progress Report
Six-Year Accreditation Status with a Mid-cycle Progress Report and One-Day Visit	2nd	Mid-Cycle Progress Report and One-Day Visit
Six-Year Accreditation Status with a Mid-cycle Progress Report and Two-Day Visit	3rd	Mid-Cycle Progress Report and Two-Day Visit
One- or Two-Year Probationary Accreditation Status with an In-depth Progress Report and Two-Day Visit	4th	In-Depth Progress Report and Two-Day Visit
Accreditation Status Withheld	5th	Seek reinstatement, request a Reinstatement Visit, and Two-Day Reinstatement Visit

OUSD High School



WASC Accredited!



School	Last/Next Visit	Current Status
Castlemont	24-26 Mid	6 Year
CCPA		6 Year
CDS	CLOSED	
Dewey	21-22	6 Year
Fremont	20-21	6 Year
Gateway	Full Accredited	Aligned to Laney
Life	22-23 Full	2022 - 2023

OUSD High School



WASC Accredited!



School	Last/Next Visit	Current Status
MPA	19-20	6 Year
McClymonds	23-24 Full	6 Year
MetWest	2020	6 Year
Dewey	2020	6 Year
Oakland High	21-22	Pending
International	22-23 Full	6 Year
Tech	21-22	6 Year

OUSD High School



WASC Accredited!



School	Last/Next Visit	Current Status
Bunche	23-24	6 Year
Rudsdale	21-22 Mid	Pending
Skyline	21-22 Full	Pending
SJT	22-23 Full	6 Year
Street	21-22	Pending



Covid Safety Protocols

Vaccination Update

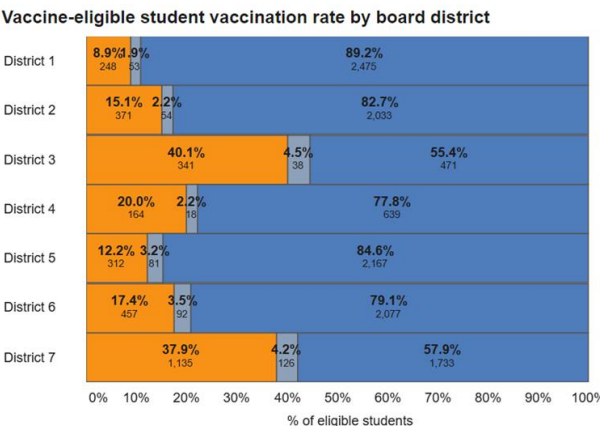
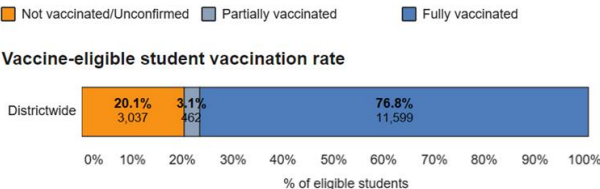
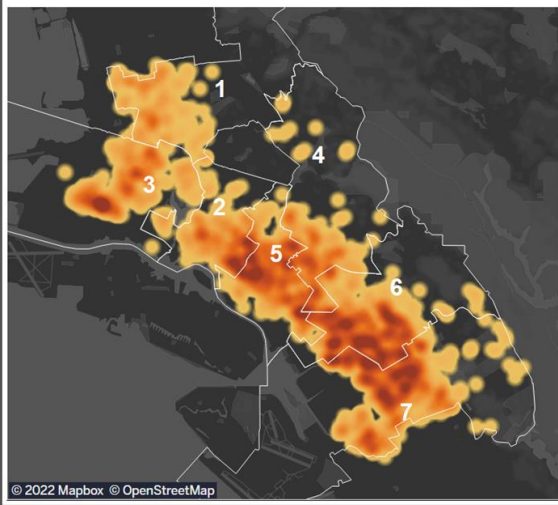
79.9% of students fully or partially vaccinated

**Age as of Dec 1, 2021*

Where are the most students unvaccinated?

In the heat map below, the darker the orange, the higher the concentration of students* who are not vaccinated or have an unknown vaccination status.

**age 12 or older as of 12/01/21*



Students 12+ by December 1, 2021 for the selected school(s)

11,599
vaccinated

3,033
status unknown

Vaccinated	Fully vaccinated	11,599
	Distance learning	544
	Waitlist	14
	Other exemption	734
	Medical - permanent	3
	Medical - temporary	1
Vaccination status unknown	Personal belief	89
	No exemption	1,648
	Partially vaccinated	3
Partially vaccinated	Missing dose	5
	Missing dose > 30 days	454

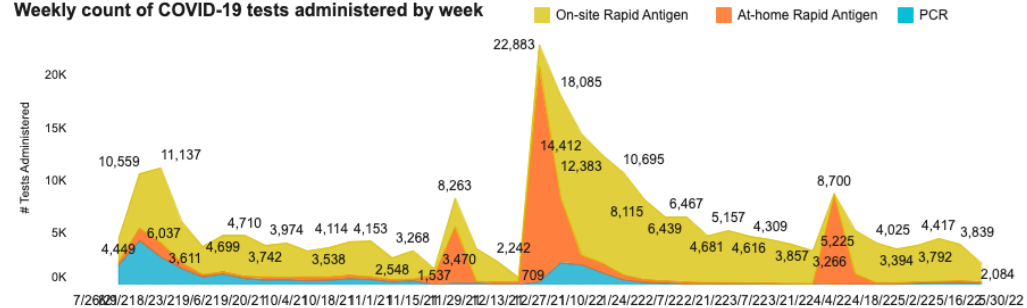
Covid Testing Implementation Update

- Weekly Pooled Testing Pilot running at elementary schools.
- Drop-in Weekly Testing at Secondary.
- At-home tests provided for weekly use at ECE sites.

Data shown include COVID-19 tests administered through OUSD testing programs and reported via Primary from August 9, 2021 through the prior Sunday. OUSD is currently piloting pooled testing, which is not reflected in this dashboard.

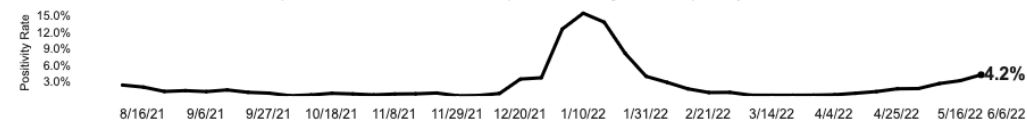
See <https://www.ousd.org/covidtesting> for information about COVID testing at OUSD.

Weekly count of COVID-19 tests administered by week



Weekly test positivity rate

Test positivity rate is calculated as the number of positive tests out of the total number of tests with a result for that week. One person can contribute more than one positive test to a given week's positivity rate.



Cumulative count of COVID-19 tests administered since the start of the 2021-22 school year



Positive Case Dashboard and Protocols

1. Weekly count of COVID-19 cases on school campuses are updated daily for the **previous week**
2. Count of classrooms currently in full at-home quarantine are updated daily for the **current week**



COVID-19 In-Person Case Dashboard 2021-22

[Click here to view the COVID-19 Testing Dashboard](#)

Dashboard last updated on 6/1/2022

Dashboard is updated daily at 7am to include all reported cases with presumed positive dates occurring in the prior week (5/23/2022 to 5/29/2022). Cases for the current week of 5/30/2022 will not be reflected in the dashboard until the following Monday. Counts include cases reported for OUSD school-based staff and students who were physically present on school campuses during their infectious period for COVID-19. Data may be incomplete depending on when the case was reported/confirmed and when contact tracing was completed. The presumed positive date is the earlier of first symptom onset or positive test collection date. Pursuant to updated guidance from ACPHD and CDPH as of 01/10/2022, classroom at-home quarantines will no longer be initiated following multiple cases. Positive cases will continue to isolate, and prolonged close contacts will be provided access to testing at school sites.

Highlight School

View Map by Grade Level

Highlight SiteName

(All)

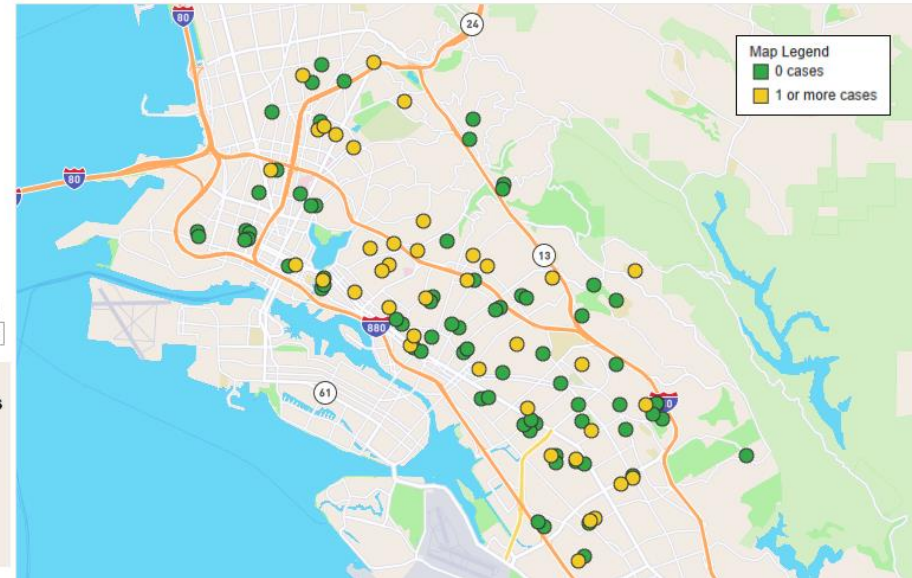
Weekly count of reported COVID-19 cases on school campuses

50

Student cases
in the week of 5/23/2022

21

Staff cases
in the week of 5/23/2022



- 

- First Week of School
- Last Week of School
- In Session
- Break

The bar chart displays the daily number of COVID-19 cases in the United Kingdom from July to May. The y-axis represents the number of cases, with a scale break between 0 and 500. The x-axis shows the months. The data is as follows:

Month	Day	Cases
July	2	2
July	5	5
August	105	105
August	95	95
August	49	49
August	31	31
September	32	32
September	37	37
September	24	24
September	24	24
September	16	16
September	13	13
October	24	24
October	34	34
October	17	17
October	15	15
October	20	20
November	0	0
November	21	21
November	12	12
November	25	25
December	2	2
December	18	18
January	841	841
January	725	725
January	595	595
January	467	467
February	200	200
February	137	137
February	71	71
February	43	43
February	34	34
February	30	30
February	23	23
February	0	0
February	4	4
March	2	2
March	21	21
March	35	35
March	76	76
March	96	96
April	147	147
April	130	130
May	50	50

Month	Number of Cases
July 2021	6
August 2021	9
September 2021	16
October 2021	19
November 2021	6
December 2021	1
January 2022	2
February 2022	8
March 2022	5
April 2022	4
May 2022	2
June 2022	2
July 2022	3
August 2022	0
September 2022	2
October 2022	5
November 2022	8
December 2022	0
January 2023	4
February 2023	4
March 2023	13
April 2023	2
May 2023	14
June 2023	188
July 2023	144
August 2023	83
September 2023	54
October 2023	44
November 2023	27
December 2023	13
January 2024	12
February 2024	7
March 2024	14
April 2024	10
May 2024	12
June 2024	6
July 2024	0
August 2024	22
September 2024	29
October 2024	29
November 2024	27
December 2024	52
January 2025	71
February 2025	21



Attendance & Enrollment Update

Overall Attendance Update (Aug 9-May 16)

Grade level	All Students	ELL	Newcomer	SPED	Unhoused	Foster Youth	African American	Asian	Latino	White
Gr TK-5 (avg enrollment)	89% (17,421)	88% (6745)	88% (1451)	86% (2717)	81% (385)	84% (76)	84% (3274)	92% (2028)	88% (7653)	93% (2325)
Gr6-8 (avg enrollment)	88% (6577)	87% (2003)	88% (362)	83% (1214)	80% (225)	82% (40)	83% (1393)	92% (623)	88% (3240)	93% (655)
Gr9-12 (avg enrollment)	83% (8740)	79% (2496)	79% (1041)	78% (1340)	74% (605)	70% (79)	80% (2044)	91% (1044)	81% (4150)	91% (766)

* MetWest and Sojourner Truth NOT included.

Enrollment Update (TK-12)

Grade	5/25	5/17	4/19	3/30	3/15	3/1	2/15	2/1	1/18	1/4	12/7	11/18	11/9	10/27	10/19	10/5	Census Proj
Non-SDC																	
TK-5	17,266	17,280	17,255	17,219	17,234	17,232	17,216	17,194	17,200	17,158	17,151	17,144	17,149	17,162	17,169	17,160	17,470
6-8	6,489	6,496	6,489	6,479	6,468	6,474	6,477	6,475	6,485	6,475	6,476	6,473	6,472	6,492	6,497	6,476	6,612
9-12	9,133	9,146	9,120	9,108	9,111	9,140	9,143	9,141	9,156	9,218	9,199	9,215	9,206	9,235	9,251	9,187	9,216
TK-12	32,888	32,922	32,864	32,806	32,813	32,846	32,836	32,810	32,841	32,851	32,826	32,832	32,827	32,889	32,917	32,823	33,221
SDC TK-12	1,612	1,591	1,616	1,595	1,587	1,581	1,585	1,582	1,576	1,539	1,568	1,574	1,567	1,557	1,545	1,555	1,742
Total K-12	34,500	34,513	34,480	34,401	34,400	34,427	34,421	34,392	34,417	34,390	34,394	34,406	34,394	34,446	34,462	34,378	35,050



Community Schools, Thriving Students



**OAKLAND UNIFIED
SCHOOL DISTRICT**
Community Schools, Thriving Students

www.ousd.org



@OUSDnews

1000 Broadway, Suite 300, Oakland, CA 94607