

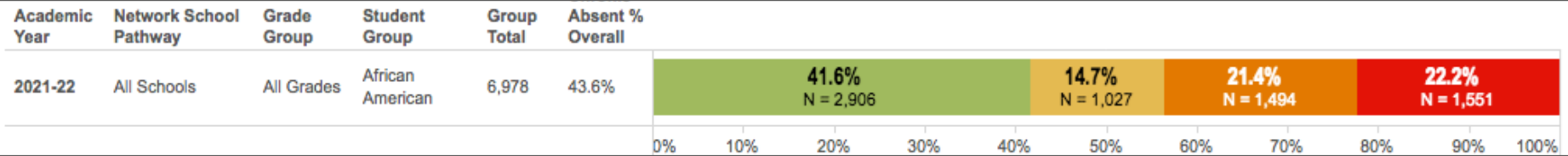

Black Students Thriving Data

Enrollment

- 21.4% or 7,343 Students in OUSD are African-American.
 - *52.5% are African-American Male.*
 - *47.4% are African-American Female.*
- 27% or 1,981 of the enrolled African-American students have Special Education Supports

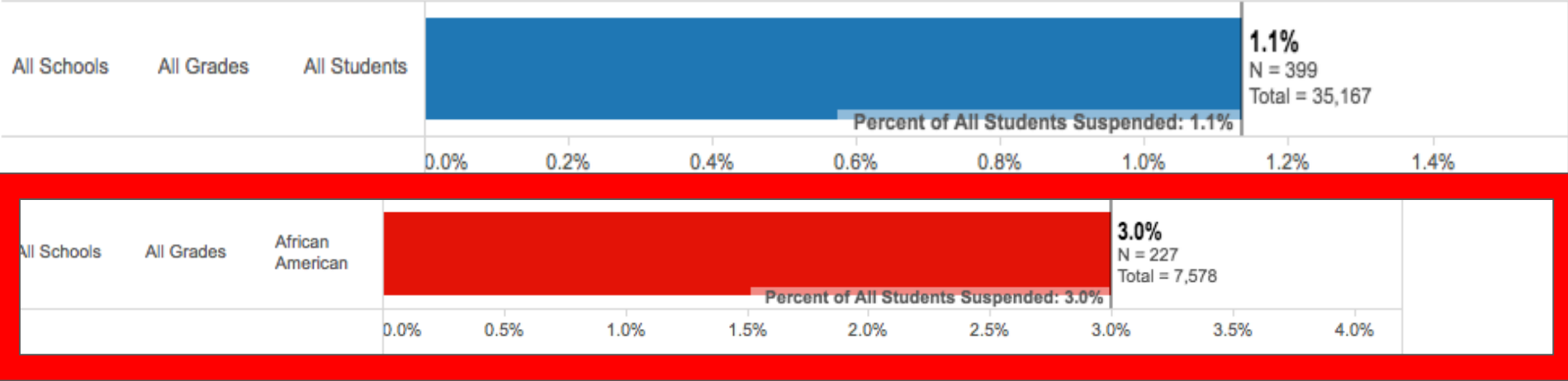


Chronic Absence



- 43.6% of all African-American students YTD are chronically absent.
- The district overall Chronic Absence rate is 35%.
- COVID-19 positive testing protocols along with the shortened number of days in the year so far do explain some of the inflated chronic absence rates for African-American students.

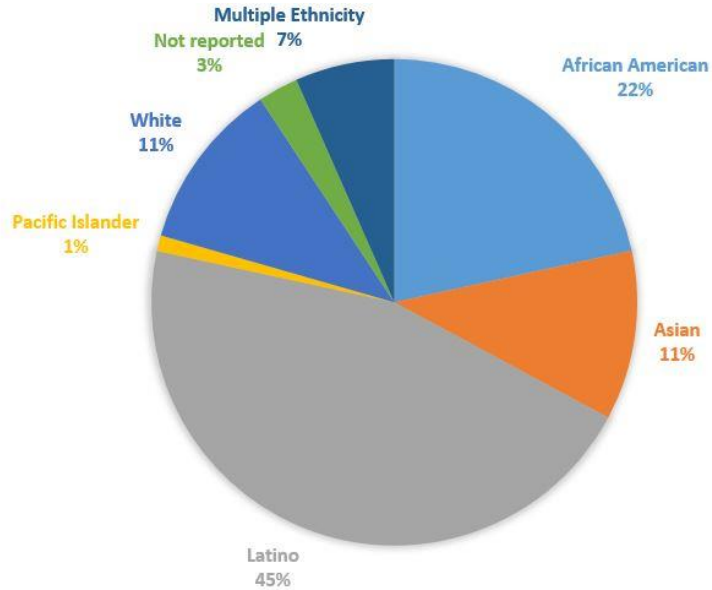
Suspensions



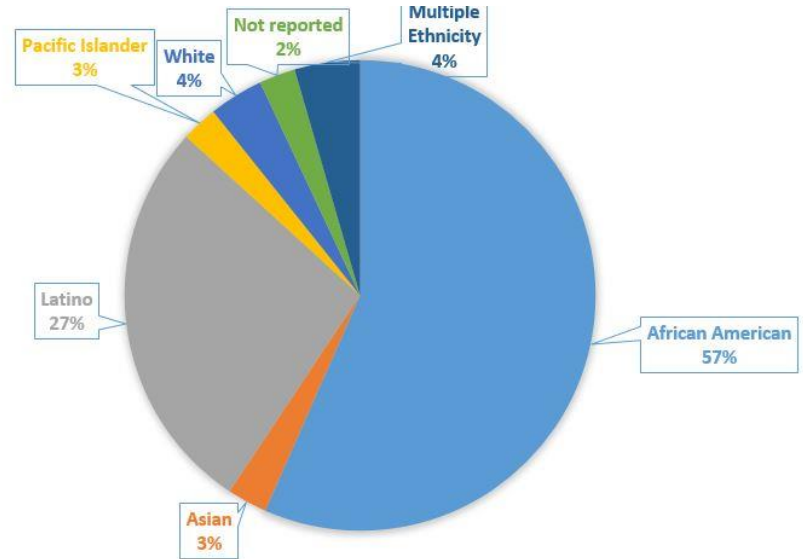
- 1.1% of all OUSD students have been suspended.
- 3% of all African-American students being suspended.
- The 3% of African-American students suspended account for 56.4% of all violence incidents district-wide.

Disproportionality

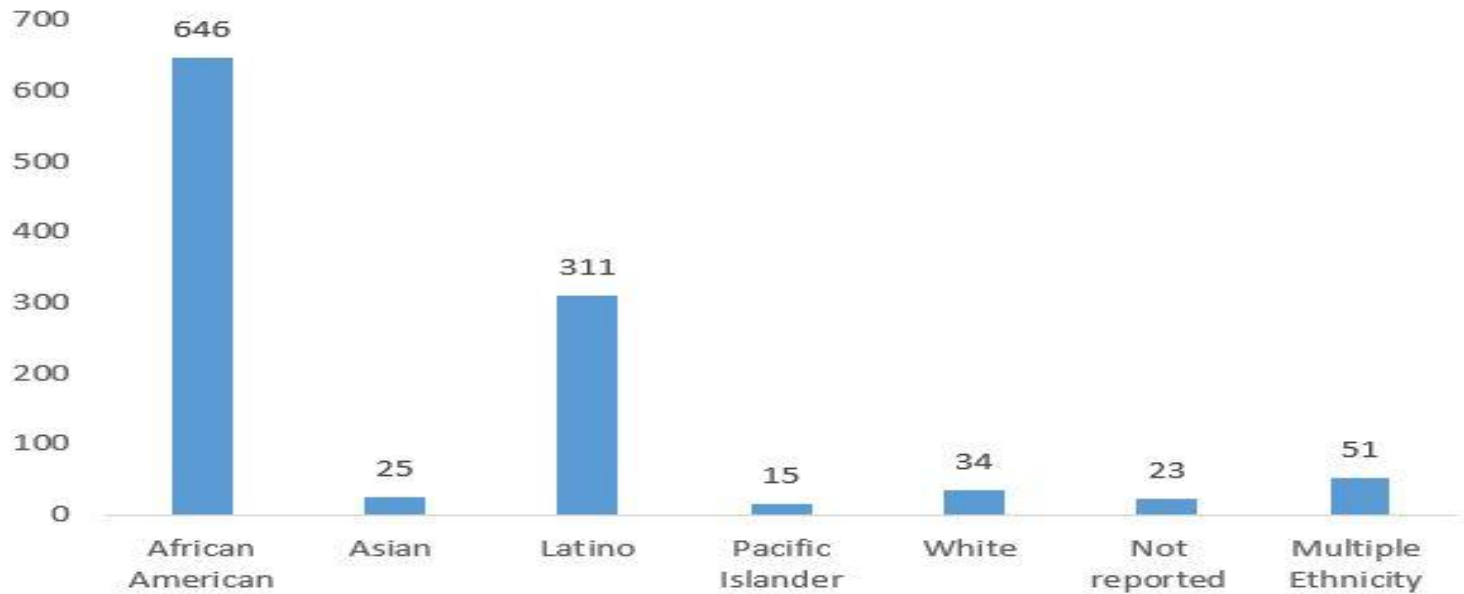
Enrollment



Suspended Students

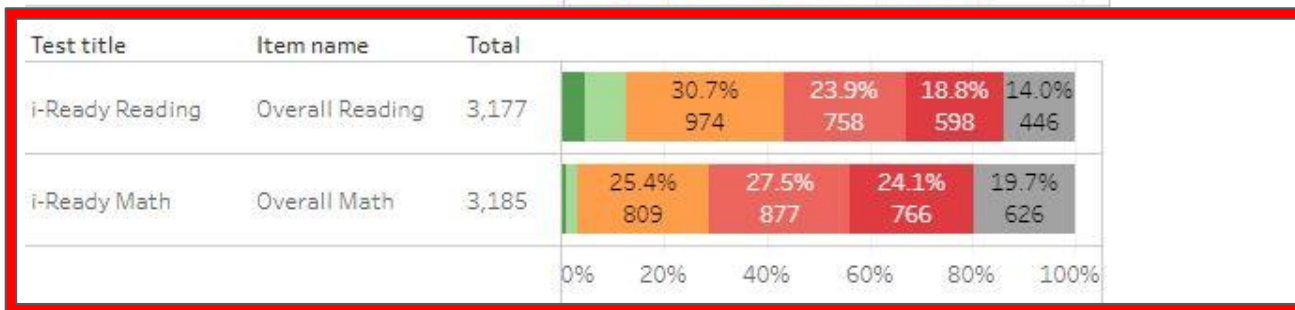
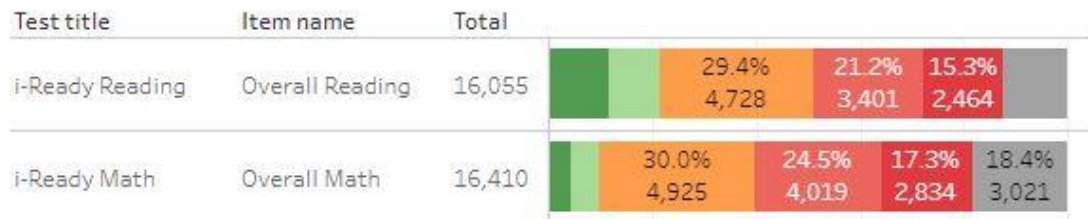


Instructional Days lost from Suspension



- 3% of all African-American students have missed a total of 646 instructional days YTD
- African-American suspended students are missing more instructional days than any other group district-wide.

iReady



- 12.6% of AA Elementary students are performing “early on grade” or “Mid above grade level.”
- AA elementary students are struggling with early on grade and mid above grade level performance.

Reading Inventory

Academic Year	Admin	Network School Pathway	Grade Group	Student Group	Group Total	Reading Inventory Results		
2021-22	Fall	All Schools	All Grades	All Students	15,634	25.0% N = 3,909	41.4% N = 6,478	19.4% N = 3,032

Academic Year	Admin	Network School Pathway	Grade Group	Student Group	Group Total	Reading Inventory Results		
2021-22	Fall	All Schools	All Grades	African American	3,824	31.1% N = 1,188	43.6% N = 1,666	

- Only 68.9% of eligible African-American students have taken the assessment and of those who have taken the assessment.
- 19.3% of African-American students who took the reading inventory are reading at or above grade level.

Current AAMA Initiatives

- Early childhood education literacy men of color mentors with SEEDS curriculum
- Manhood development grades 4-12. G elective credit for grades 9-12
- Seniors 2 Success college and career support.
- Systems level analysis for culture and climate
- 12th grade college scholarships
- Community events
- Family engagement
- Academic excellence celebrations
- Site based case management
- Professional development
- Case management
- Strategic partnerships
- Student Leadership Council

Current AAFE Initiatives

- Mastering African-American Female Identity grades 4-12
- Sankofa sisters healing circles
- Youth empowerment events
- Systems level analysis for culture and climate
- Professional Development
- Academic excellence celebrations
- Listening campaign
- Strategic community based partnerships
- Family Engagement



EVERY STUDENT THRIVES!



**OAKLAND UNIFIED
SCHOOL DISTRICT**
Community Schools, Thriving Students

1000 Broadway, Suite 680, Oakland, CA 94607

www.ousd.org



@OUSDnews