



OAKLAND UNIFIED
SCHOOL DISTRICT

Community Schools, Thriving Students

Superintendent Report



iam OUSD

October 13, 2021

Superintendent Report Overview

Highlights from Schools

- Stories from schools

Covid Safety Protocols

- Testing Implementation
- Vaccine Implementation

Sojourner Truth Distance Learning Update

- Attendance & Services

Custodial Services

- Updates
- Flea Issues

Enrollment & Attendance

- Enrollment Counts
- Attendance Numbers



Highlights from Schools

October is Principal Appreciation Month



MLA Principal Brianne Zika (left) showing Gov. Newsom around campus, talking with WOMS Principal Neha Ummat, and Fremont Co-Principals Rosemary Rivera & Tom Skjervheim at the ribbon-cutting ceremony for their new campus. Happy Principal Appreciation Month!

Covid Safety Protocols

Vaccine Implementation Update

- Fields created in Aeries for COVID Vaccine/Exemption information
- Student COVID vaccine information imported from CA Immunization Registry database into Aeries
- Partnered with Alameda County to open Saturday vaccine site at OUSD's Central Kitchen in West Oakland.
- Partnership with City of Oakland to establish 6 vaccine/testing hubs across the city

Vaccine Outreach

Everyone ages 12+ are eligible for the vaccine in Alameda County!

Booster shots are now available to all educators:

Educators (including staff or contractors working for the district) can access booster shots through your healthcare provider, pharmacies, and community locations. Remember to bring your vaccine card or proof of your first two Pfizer shots from the [Digital COVID-19 Vaccine Record website](#). As with the second shot, side effects may be [experienced](#) after the booster shot.

School-Based Vaccine Pop-Ups at OUSD Schools:

In partnership with Alameda County & School-Based Health Center Lead Agencies, we are offering pop up events at the following sites. Starting in November, County-run clinics will move to elementary and middle school as well as community hubs. Visit www.ousd.org/vaccine for dates & times.

- **Weekly:** Oakland High, Madison Park, Castlemont (biweekly), McClymonds (biweekly), The Central Kitchen - West Oakland (NEW! Saturdays through December 18th)
- **Pop-ups:** Elmhurst United, West Oakland Middle



Covid Testing Implementation Update

- Pooled Testing Pilot launched 10/4 & 10/5 at Reach Academy, Garfield, OAK, and EnCompass
- Over 40 Secondary Pop-Ups conducted in September and October
- Regular Bi-Weekly Testing at Secondaries will begin 10/18



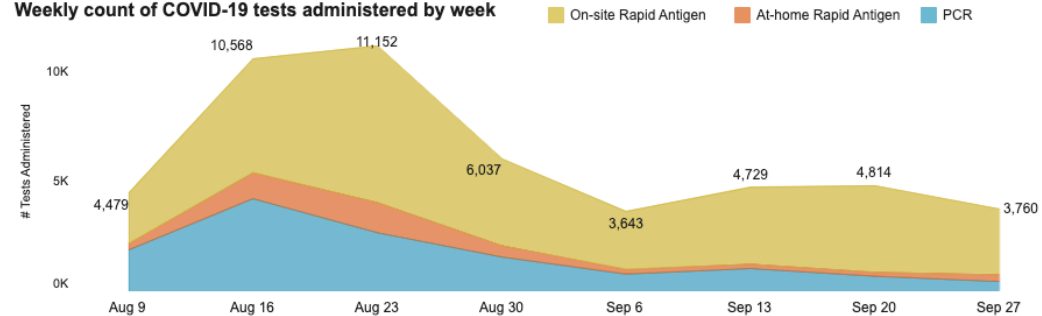
Weekly COVID-19 Testing at OUSD Sites 2021-22



Data shown include COVID-19 tests administered through OUSD testing programs and reported via Primary from August 9, 2021 through the prior Sunday. OUSD is currently piloting pooled testing, which is not reflected in this dashboard.

See <https://www.ousd.org/covidtesting> for information about COVID testing at OUSD.

Weekly count of COVID-19 tests administered by week



Tests administered the week of 9/27/2021

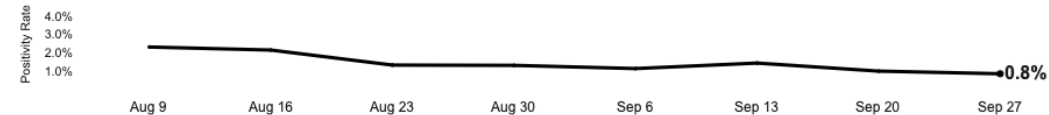
On-site Rapid Antigen
2,990

At-home Rapid Antigen
300

Total PCR
470

Weekly test positivity rate

Test positivity rate is calculated as the number of positive tests out of the total number of tests with a result for that week. One person can contribute more than one positive test to a given week's positivity rate.



Cumulative count of COVID-19 tests administered since the start of the 2021-22 school year

31,515 On-site Rapid Antigen Tests administered since August 9, 2021

4,219 At-home Rapid Antigen Tests administered since August 9, 2021

13,448 PCR Tests administered since August 9, 2021

= 49,185 Total Tests administered since August 9, 2021

Contact kaia.vilberg@ousd.org with any questions or comments about this dashboard.

Dashboard is updated nightly. Data here include COVID-tests administered and resulted up to 10/3/2021

Positive Case Dashboard and Protocols

- Weekly count of COVID-19 cases on school campuses are updated daily for the **previous week**
- Count of classrooms currently in full at-home quarantine are updated daily for the **current week**



COVID-19 In-Person Case Dashboard 2021-22

Dashboard last updated on 10/6/2021

Dashboard is updated daily at 7am to include all reported cases with presumed positive dates occurring in the prior week (9/27/2021 to 10/3/2021), as well as current full at-home classroom quarantines. Cases for the current week of 10/4/2021 will not be reflected in the dashboard until the following Monday. Counts include cases reported for OUSD school-based staff and students who were physically present on school campuses during their infectious period for COVID-19. Data may be incomplete depending on when the case was reported/confirmed and when contact tracing was completed. The presumed positive date is the earlier of first symptom onset or positive test collection date.

Highlight School

View Map by Grade Level

Highlight SiteName

(All)

Weekly count of reported COVID-19 cases on school campuses

21

Student cases
in the week of 9/27/2021

4

Staff cases
in the week of 9/27/2021

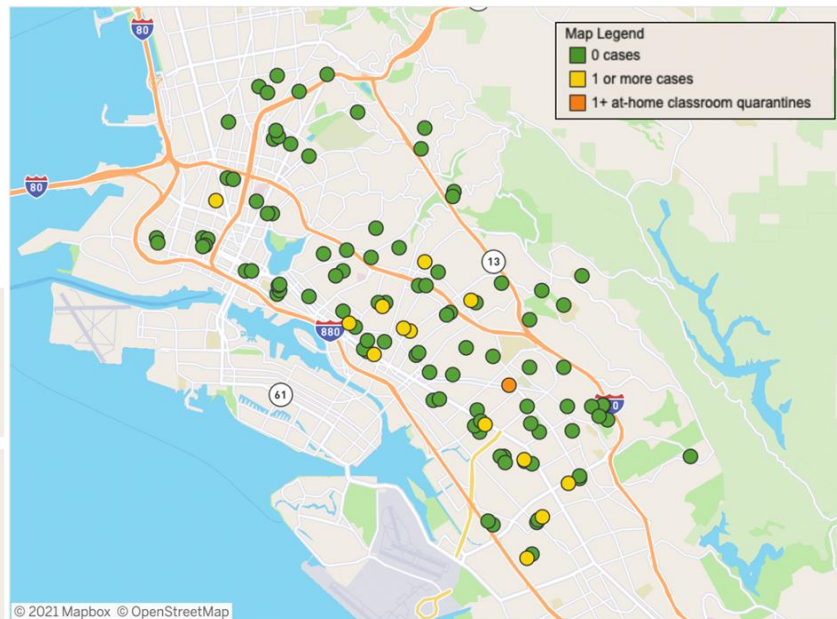
Count of classrooms currently in full at-home quarantine

2

Classrooms
as of 10/6/2021 at 7am

A full at-home quarantine for a class is initiated at the direction of the Alameda County Public Health Department Outbreak team and/or when a single class experiences 3 or more cases in a 2-week period that may be epidemiologically linked. Note that while high schools are not undergoing modified quarantines, high school full at-home quarantines initiated by one positive case are not reflected here. Only TK-8 and early childhood classrooms with 3+ potentially epidemiologically linked cases are reflected here.

[Click here to view the COVID-19 Testing Dashboard](#)



© 2021 Mapbox © OpenStreetMap



Contact kaia.vilberg@ousd.org with any comments/questions about this dashboard.

Changes to the Positive Case Dashboard



Weekly Districtwide Data

Dashboard last updated on 10/6/2021

Dashboard is updated daily at 7am to include all reported cases with presumed positive dates occurring in the prior week (9/27/2021 to 10/3/2021), as well as current full at-home classroom quarantines. Cases for the current week of 10/4/2021 will not be reflected in the dashboard until the following Monday. Counts include cases reported for OUSD school-based staff and students who were physically present on school campuses during their infectious period for COVID-19. Data may be incomplete depending on when the case was reported/confirmed and when contact tracing was completed. The presumed positive date is the earlier of first symptom onset or positive test collection date.

Calendar Note

- First Week of School
- Last Week of School
- In Session
- Break

Weekly count of reported student COVID-19 cases on school campuses

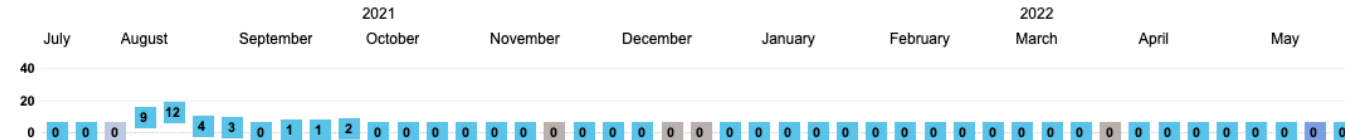


Weekly count of reported staff COVID-19 cases on school campuses



Weekly count of classrooms in full at-home quarantine

Graph shows the weekly count of classrooms with at least 1 day during the week in full at-home quarantine. Full at-home quarantines may last up to 10 days after the date of on-site exposure and thus 1 classroom may be represented across multiple weeks (depending on when cases are reported to us). Effective beginning the week of 08/30/21, high schools are not undergoing modified quarantines, and thus high school full at-home quarantines initiated by one positive case are no longer reflected here. Only TK-8 and early childhood classrooms with 3+ potentially epidemiologically linked cases are reflected here.



Sojourner Truth/Independent Study Update

Sojourner Truth Update

- Number of students enrolled in the school as of 10/6: 977
- On 9/2, 400 students were transferred from the waitlist.
- Number of additional staffing hired for the school: 45 as enrollment increases staffing will need to be adjusted.
- Students are being enrolled on a continuous basis.
- Recent Improvements:
 - Daily Check-ins with Tk/K-12th grade families on ZOOM.
 - The Admin Team scheduled office hours twice a week.
 - Provide chromebook support twice a week for families and staff.
 - Partnering with the OUSD Academics team to provide curriculum support.
 - Partnering with REACH to gather feedback from families on program improvements.

**Please Visit
our OUSD
Website for
more
information:**
<https://www.ousd.org/independentstudy>

School Based Short-Term Independent Study

- Any student who is on at-home quarantine will be offered School Based short-term Independent Study
 - Student will need to sign an agreement to do so
 - If family does not opt into School Based short-term Independent Study, absences will be treated as excused absences if a student must quarantine.
- Teachers are encouraged, but not currently required, to engage with School Based short-term Independent Study students via Zoom

Custodial Services Update

Custodial Updates

Air Purifiers: We have serviced numerous requests for cleaning the pre-filter or changing out the HEPA filter.

Restroom Alert throughout 80% percent of K-12 school sites, having received over 580 services requests, with an average response time of 17 minutes for responding custodians. The department is transitioning from paper restroom reports to electronic restroom reports, having trained 95% of all Head and Lead Custodians.

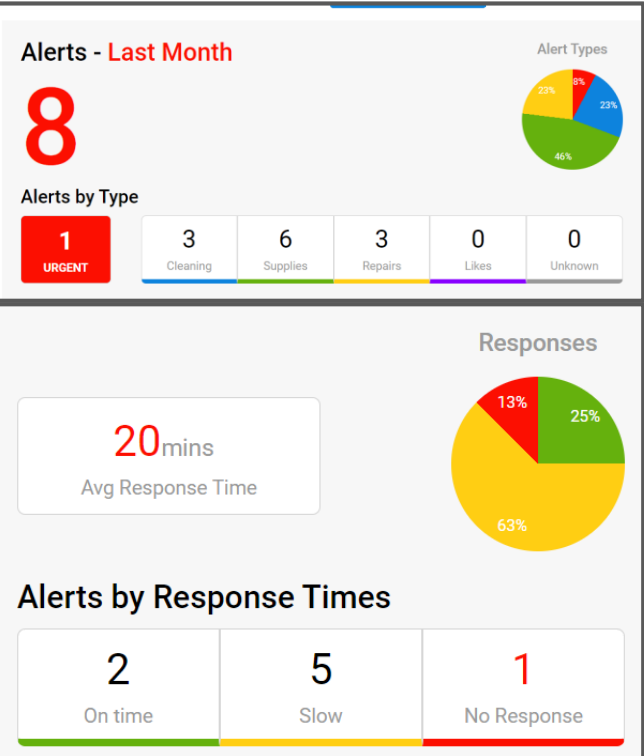
COVID-19 Cleaning: Custodians continue to provide a safe and clean learning environment on the frontline, cleaning high-touch surfaces daily and utilizing the electrostatic sprayer at school sites that have had a confirmed case reported within 24 hrs.

Tick Tock Challenge/ Restroom Vandalism:

The department continues to receive numerous reports of vandalism district-wide.



Restroom Alert Dashboard



B&G and Custodial Teams Tackle Flea Issue

Fleas had set up residence in the courtyard and some classrooms on the Stonehurst campus, affecting Esperanza Elementary and Korematsu Discovery Academy. We elected to shut down the schools for two days for a major effort to combat the pest.

Some of what our team did

- Deep cleaned all classrooms, offices, library, multipurpose room & restrooms
- Deep cleaned all carpets--vacuumed and shampooed to remove eggs and fleas
- B&G repaired broken vents around the campus & installed door-sweeps on classroom doors
- B&G gardeners cut and removed overgrown foliage/weeds behind and in between portables
- B&G carpenters sealed all penetrations/gaps at the bottom of the portables to deter rodent access
- Western Exterminator set trap for raccoon in court yard area between main building and D-Pod and continues treating for fleas

Conditions on the campus have improved dramatically, and the abatement effort continues.

Attendance and Enrollment

Enrollment Update (TK-12)

Grade	Enrollment as of 10/5/21	Projected Enrollment
Non-SDC		
TK-5	17,160 (-310)	17,470
6-8	6,476 (-136)	6,612
9-12	9,187 (+48)	9,139
TK-12	32,823 (-398)	33,221
SDC TK-12	1,555 (-187)	1,742
All TK-12	34,378 (-585)	34,963

Overall Attendance Update (Aug 9-Oct 4)

Grade level	All Students	ELL	Newcomer	SPED	Unhoused	Foster Youth	African American	Asian	Latino	White
PreK	94%	92%	Data not collected in PreK	89%	86%	Data not collected in PreK	86%	92%	90%	91%
GrTK-5 (avg enrollment)	90% (17,335)	89% (6601)	88% (1303)	85% (2215)	83% (111)	82% (55)	86% (3237)	92% (7568)	88% (2009)	95% (2326)
Gr6-8 (avg enrollment)	91% (6654)	91% (2068)	91% (370)	87% (1165)	81% (42)	84% (32)	88% (1466)	95% (3220)	91% (624)	96% (659)
Gr9-12 (avg enrollment)	90% (9194)	87% (2418)	87% (1006)	86% (1456)	88% (73)	79% (85)	87% (2307)	95% (4215)	88% (1078)	95% (794)

* MetWest and Sojourner Truth NOT included.



EVERY STUDENT THRIVES!



**OAKLAND UNIFIED
SCHOOL DISTRICT**
Community Schools, Thriving Students

1000 Broadway, Suite 680, Oakland, CA 94607

www.ousd.org



@OUSDnews