



OAKLAND UNIFIED
SCHOOL DISTRICT
Community Schools, Thriving Students



**College &
Career for
All Fund**

2023-24 Measures N and H Annual Report Highlights



Presented to Measures N and H Commission

April 24, 2025

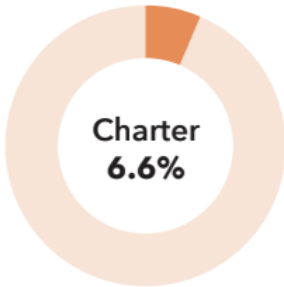
23-24 Annual report highlights: Dropout rates

Dropout rates have decreased for both OUSD (10%, down 3.9 percentage points) and charter schools (6.6%, down 0.5 percentage points).

GOAL 1: Decrease High School Dropout Rate



2023-24



Four year cohort dropout rate

SINCE 2020-21

Overall
African American
Latin X

DISTRICT

3.3 pp ↓
1.6 pp ↓
6.7 pp ↓

CHARTER SCHOOLS

1.0 pp ↑
5.8 pp ↑
0.4 pp ↓

23-24 Annual report highlights: Graduation rates

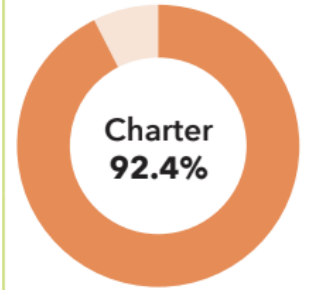
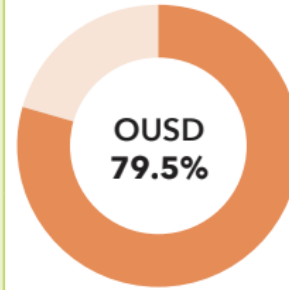
Graduation rates are at their highest since Measure N, with OUSD's class of 2024 reaching 79.5%, a 15.3 percentage point increase since the launch of Measure N.

Charter schools report a 92.4% graduation rate, a 0.4 percentage point increase during the same time period.

GOAL 2: Increase High School Graduation Rate



2023-24



Four year cohort graduation rate

SINCE 2020-21

Overall
African American
Latin X

DISTRICT

7.8 pp ↑
4.2 pp ↑
13.0 pp ↑

CHARTER SCHOOLS

0.4 pp ↑
5.8 pp ↓
1.7 pp ↑

23-24 Annual report highlights:

Recovery from the Pandemic

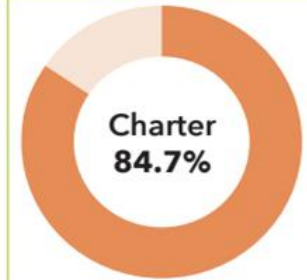
Since 2020-21, the rate of graduates completing A-G requirements in OUSD schools has increased by 4 percentage points from 57.3% to 61.3%.

For Charters the A-G completion rate for graduates has increased by 5.9 percentage points from 78.8% to 84.7%.

GOAL 3: Increase High School Students' Readiness to Succeed in College & Career



2023-24



Four year cohort grads who met A-G requirements

SINCE 2020-21

Overall

DISTRICT

4.0 pp ↑

African American

3.7 pp ↑

Latin X

5.0 pp ↑

CHARTER SCHOOLS

5.9 pp ↑

35.8 pp ↓

7.0 pp ↑

Presenting our new updated website!

- This website will go live to the public upon approval of the 23-24 annual report

The screenshot displays the Oakland Unified School District (OUSD) website. The header features the OUSD logo on the left, a navigation menu with links like 'ABOUT US', 'OUR SCHOOLS', 'ENROLLMENT', 'STUDENTS AND FAMILIES', 'COMMUNITY', 'OFFICES AND DEPTS', 'BOARD OF ED', and 'CAREERS' in the center, and a search bar on the right. Below the header, the 'Annual Reports' section is highlighted with a green underline. A sidebar on the left lists various report categories, with 'Measure N' and 'Annual Reports' expanded. The main content area features a large green heading for the '2023-24 Annual Report' and a detailed paragraph about the 2023-2024 school year. A 'A Note About the COVID-19 Pandemic:' section is also visible on the right.

OAKLAND UNIFIED SCHOOL DISTRICT
Community Schools, Thriving Students

SELECT A SCHOOL

LCAP | ENGLISH | QUICKLINKS

ABOUT US | OUR SCHOOLS | ENROLLMENT | STUDENTS AND FAMILIES | COMMUNITY | OFFICES AND DEPTS | BOARD OF ED | CAREERS

Annual Reports

HIGH SCHOOL LINKED LEARNING OFFICE ► MEASURE N ► ANNUAL REPORTS

- About Us ►
- Pathways ►
- CTE Vehicle Fleet
- Measure N ▼**
- Annual Reports ▼**
- 2022-23 Annual Report
- For Students & Families ►

2023-24 Annual Report

The 2023-2024 School Year is the first time sites are funded by two resources: Measures N and H. The 2022 Oakland College & Career Readiness For All Act (Measure H) builds on Measure N to enhance high school education by integrating rigorous college preparatory academics with career-based learning, real-world work experiences, technical training, and student support services. It focuses on creating small, career-oriented learning communities and providing individualized support to help more students graduate ready for college, careers, and community.

A Note About the COVID-19 Pandemic:

The data shows a strong recovery post-COVID-19, with the class of 2024 being the last to experience distance learning. Graduation rates are at their highest since Measure N, with OUSD's class of 2024 reaching 79.5%, a 15.3 percentage point increase since the launch of Measure N.

Discussion