



North Oakland Community Charter School

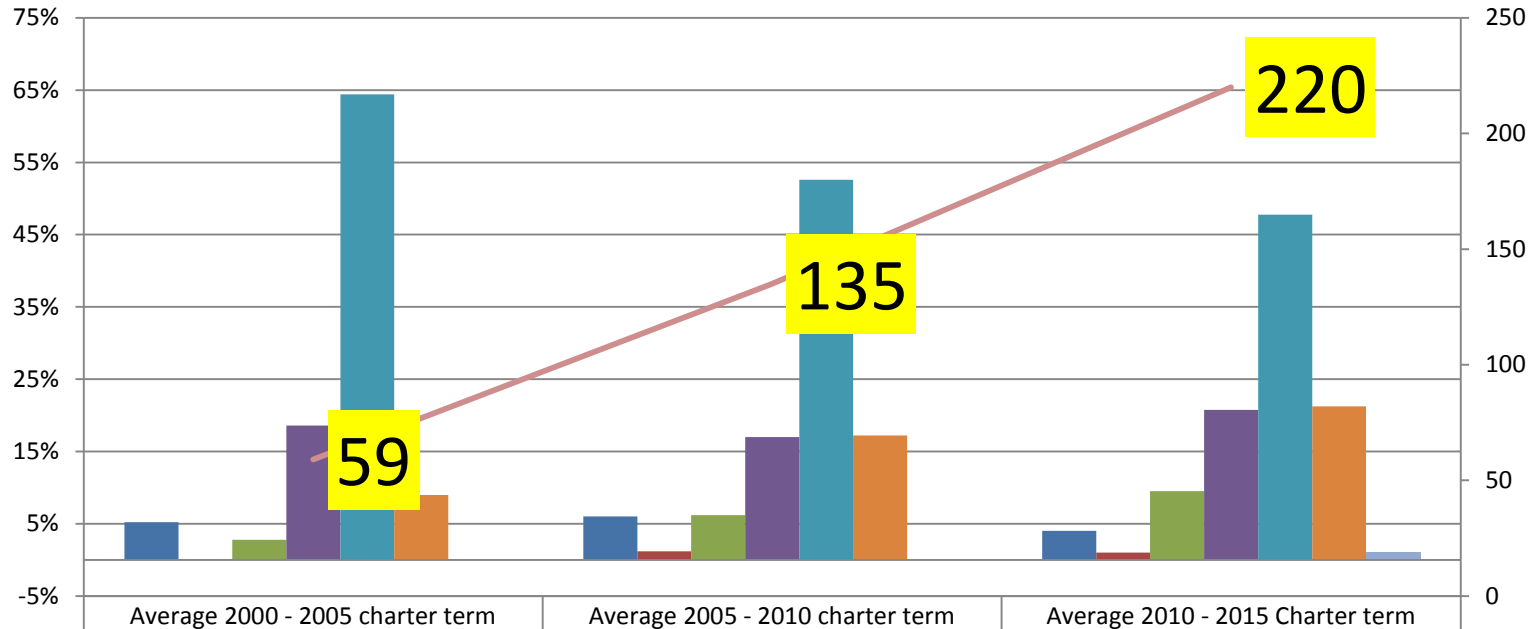
Renewal - Public Hearing
Oakland Unified School District
Wednesday, February 11th, 2015



Celebrating 15 Years

2000 - 2015

Demographics & Enrollment



	Average 2000 - 2005 charter term	Average 2005 - 2010 charter term	Average 2010 - 2015 Charter term
Asian	5%	6%	4%
Filipino	0%	1%	1%
Hispanic	3%	6%	10%
African American	19%	17%	21%
White	64%	53%	48%
Multi-Racial	9%	17%	21%
American Indian or Alaska Native	0%	0%	1%
Student Enrollment	59	135	220

Mission



The North Oakland Community Charter School (NOCCS) is a public school dedicated to helping children to become thoughtful, informed, and inquisitive citizens.



Guiding Principles

The founders of NOCCS developed ten principles that anchor and guide our community and its work, and provide a vision to which we aspire.



**Respect
for children
and their
learning**



**High
expectations**



**A caring
community
of learners**



**Valuing
diversity**



**Connections
to the world**



**Commitment
to equity**



**Families'
contributions**



**Respect for
teachers and
teaching**



Creativity



**Teaching for
understanding**

Vision

**Think
Critically &
Creatively**

**Communicate
Powerfully**



**Engage in
Community**

**Exemplify
Scholarship**

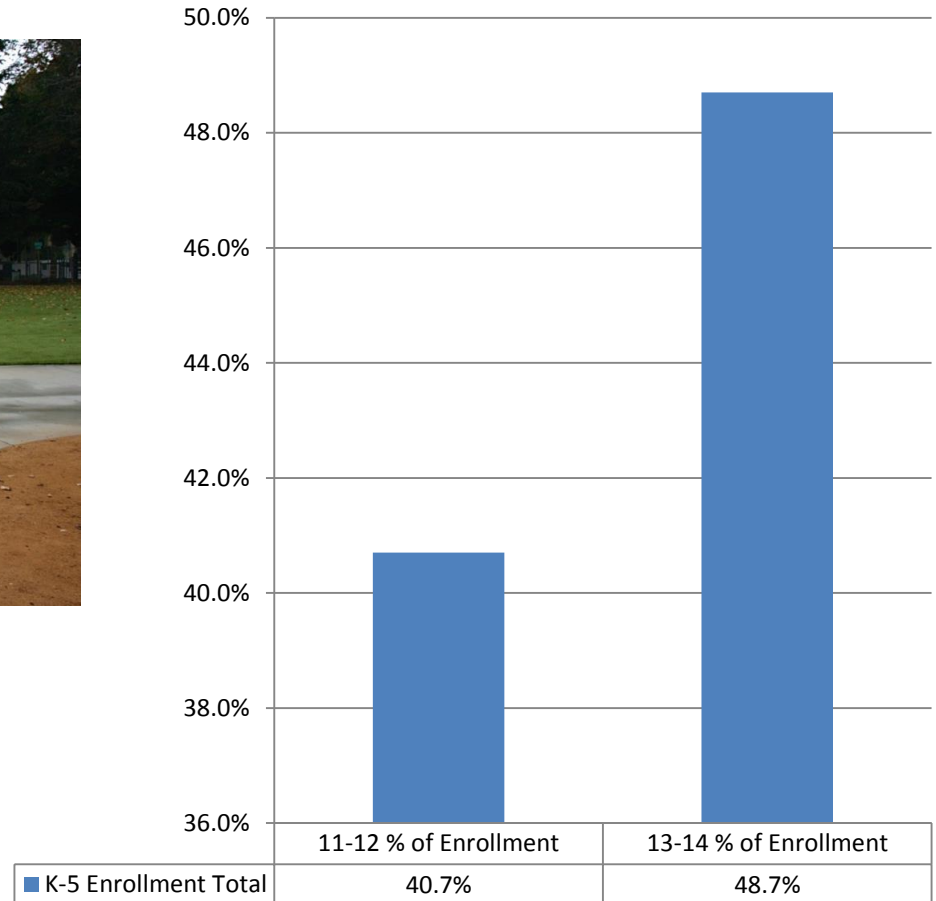


DELIVERING ON OUR PROMISE

Serving North-West Oakland

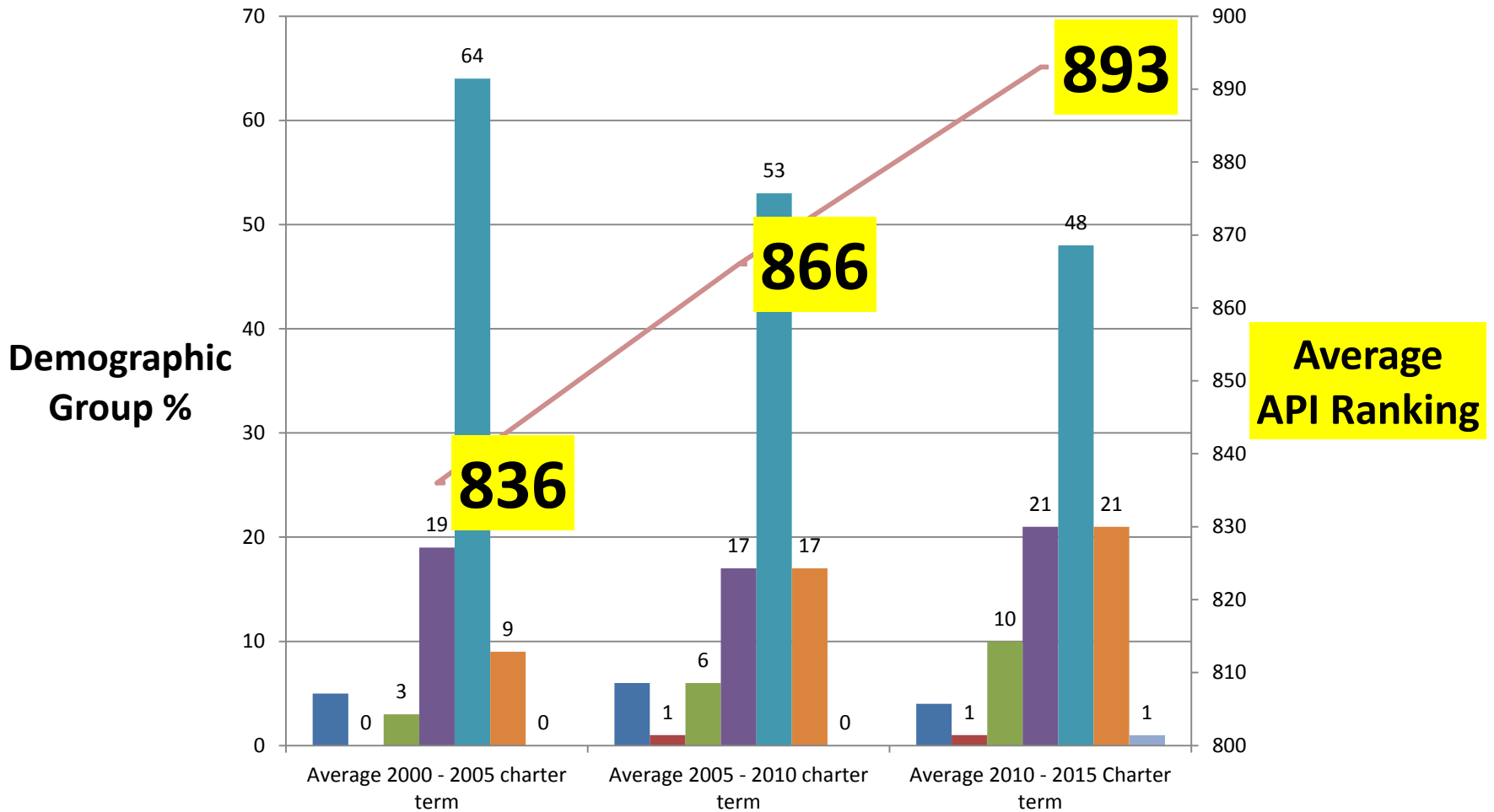


K-5 Neighborhood School Enrollment



Increase Achievement & Diversity

Demographics and API Ranking By Charter Term



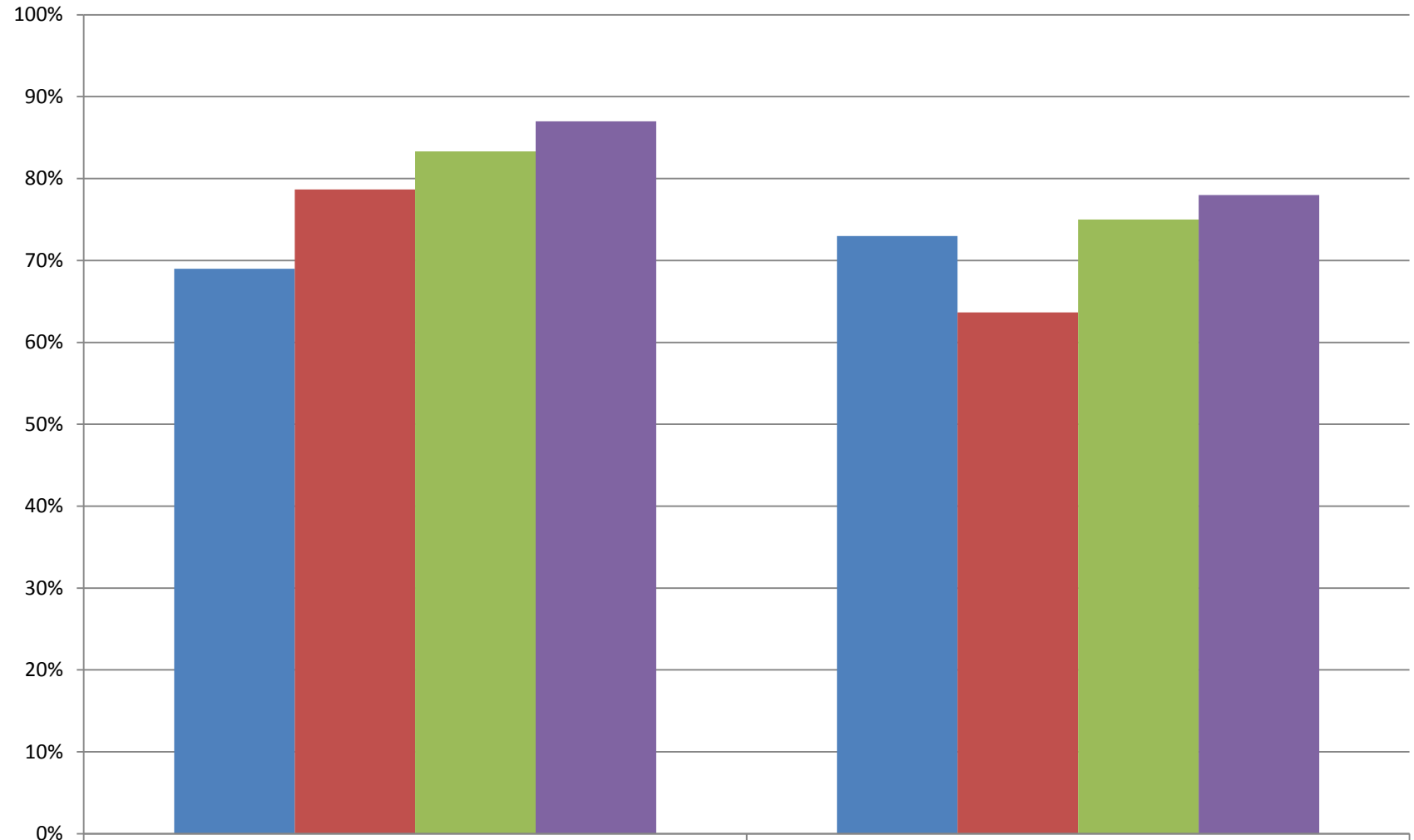
Met or Exceeded 17 Measurable Pupil Outcomes

Instrument	Measurable Pupil Outcome	2010-2011	2011-2012	2012-2013	2013-2014	Average	Target	Difference	Status
API	Meet annual API targets a minimum of 3 out of the first 4 years of term	met	met	met	met	100%	75%	25%	Exceeded
CST	65% of 6th - 8th grade students demonstrate one year's academic growth each year (ALL) (move up one band/maintain P or A) on the ELA section of the CST	87%	84%	91%	na	87%	65%	22%	Exceeded
CST	65% average of 6th - 8th grade students demonstrate one year's academic growth each year (ALL) (move up one band/maintain P or A) on the math section of the CST	77%	75%	88%	na	80%	65%	15%	Exceeded
CST	70% average of 3rd-5th grade students demonstrate one year's academic growth over first 4 years (move up one band/maintain P or A) on the ELA Section of the CST	84%	85%	83%	na	84%	70%	14%	Exceeded
CST	70% average of 3rd-5th grade students demonstrate one year's academic growth over first 4 years (move up one band/maintain P or A) on the math section of the CST	91%	82%	77%	na	83%	70%	13%	Exceeded
Progress Report	70% P/A on reading comprehension sub section of the progress report	83%	74%	73%	79%	77%	70%	7%	Exceeded
CST	Average of 70% of 5-8th graders score P/A in science	73%	71%	81%	80%	76%	70%	6%	Exceeded
CST	Average of 70% of 8th graders score P/A in social studies on the CST	73%	71%	84%	na	76%	70%	6%	Exceeded
Progress Report	70% P/A on the reading fluency sub section of progress report	73%	71%	77%	80%	75%	70%	5%	Met
Spring Math Assess	Average of 70% of NOCCS students score P or A annually, on average, over 1st 4 years of term on the NOCCS Internal Math Assessment	71%	76%	73%	n/a	73%	70%	3%	Met
Progress Report	70% P/A on the overall ELA section of the progress report	76%	67%	73%	77%	73%	70%	3%	Met
Progress Report	80% of students earn rating of P (meets)/A (exceeds) on end of year community ratings	79%	82%	85%	87%	83%	80%	3%	Met
Progress Report	Average of 80% of students ear P/A on composite end of year science ratings on the NOCCS Progress report	80%	76%	84%	91%	83%	80%	3%	Met
Progress Report	Average of 80% of NOCCS students earn rating of Proficient (meets) or Advanced (exceeds) on composite end of year math ratings on the math progress report	73%	73%	69%	75%	73%	70%	3%	Met
Attendance Rate	94% average attendance rate	95%	96%	96%	96%	96%	94%	2%	Met
CST	Average of 70% of 5th graders score P/A in science on the CST	71%	85%	71%	58%	71%	70%	1%	Met
Progress Report	Average of 80% of students ear P/A on composite end of year social studies ratings	77%	76%	81%	90%	81%	80%	1%	Met
CST	Average of 70% of 8th graders score P/A in science on the CST	56%	74%	92%	50%	68%	70%	-2%	Approaching
Progress Report	70% P/A on the literacy analysis sub section of the progress report	72%	57%	70%	73%	68%	70%	-2%	Approaching
Progress Report	80% of students earn rating of P (meets)/A (exceeds) on end of year life-long learner habits ratings	74%	75%	78%	84%	78%	80%	-2%	Approaching
Progress Report	80% of students earn rating of P (meets)/A (exceeds) on end of year work habits ratings	74%	74%	81%	80%	77%	80%	-3%	Approaching
AYP	Demonstrate AYP as defined by NCLB a minimum of 3 out of the first 4 years of charter term	met	not met	not met	na	75%	50%	25%	Not Met
IEP goals - ELA	Average of 70% NOCCS students with IEPs will meet or exceed annual individualized education plan goals related to ELA	47%	44%	58%	58%	52%	70%	-18%	Not Met
IEP goals - math	Average of 70% of NOCCS students with IEPs meet or exceed annual IEP goals in math	33%	31%	29%	29%	31%	70%	-40%	Not Met

6-8 Program Growth & Achievement

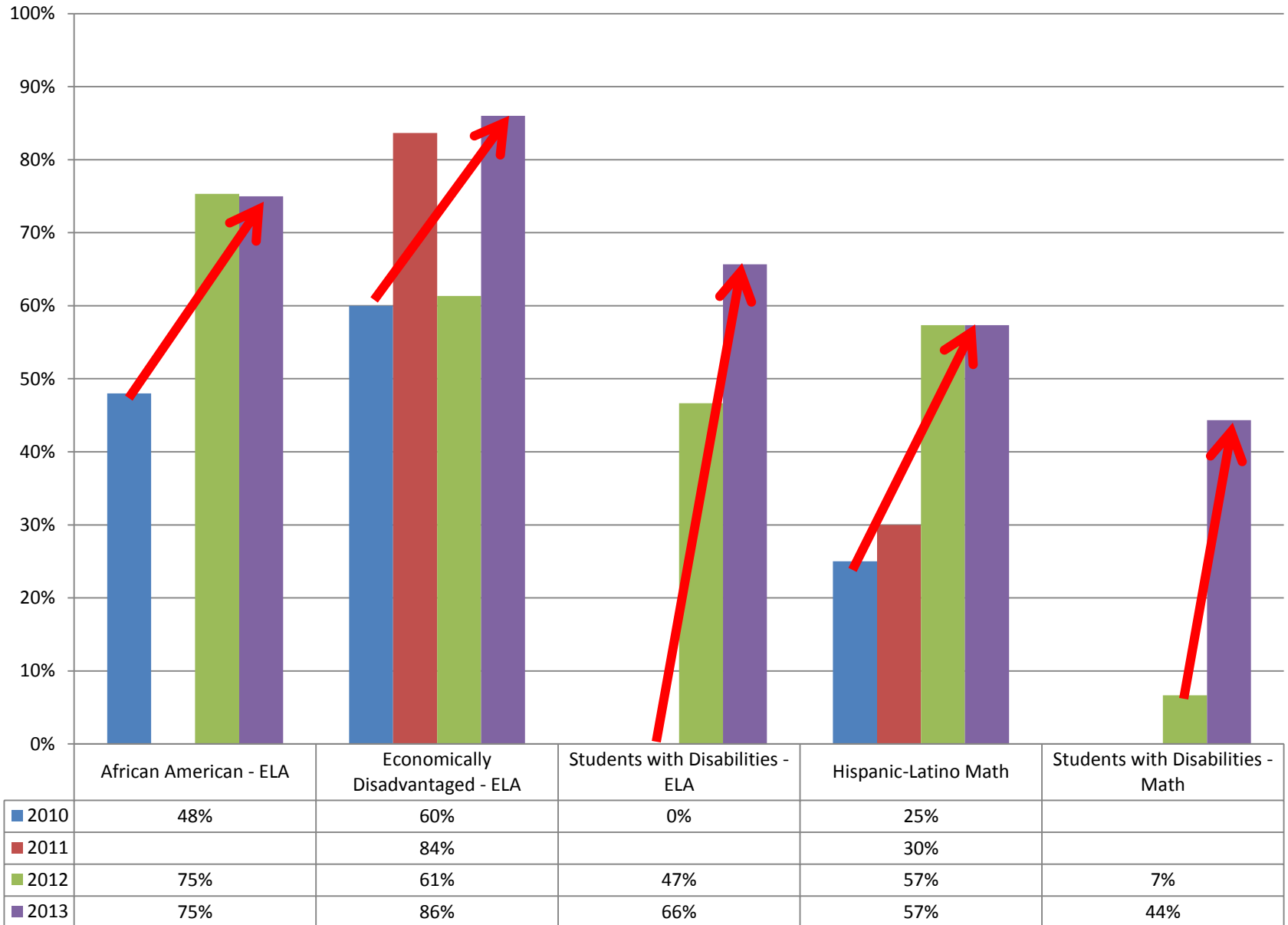


6-8th CST Proficient & Advanced



	6-8 - ELA	6-8-Math
2010	69%	73%
2011	79%	64%
2012	83%	75%
2013	87%	78%

6-8th Grade Sub-Group Growth



NOCCS Students

**Think
Critically &
Creatively**

**Communicate
Powerfully**



**Engage in
Community**

**Exemplify
Scholarship**

Think Critically & Creatively



Engage in Community



Communicate Powerfully



Exemplify Scholarship





Generation
3.0

Thank you for your partnership.
We look forward to the next five years!





North Oakland Community Charter School



Additional Information and Data
For Q & A



Generation 3.0



**2015 - 2020
STRATEGIC PLAN PRIORITIES**

NOCCS is fully committed to supporting an equitable culture and the conditions that lead to excellence for all students.

- **Focus on and eliminate the achievement gap** that currently exists between African American, Hispanic-Latino, Economically Disadvantaged, and Special Education Students and their peers.
- Develop, implement, support, and sustain an **RTI-Model** that provides increased resources for struggling systems.
- Ensure an equitable, safe, respectful, collaborative, and joyful **school culture** that prioritizes high expectations and excellent outcomes for all students.

OUR COMMITMENT



NOCCS will deepen, refine, and inject innovation into its curriculum and provide equitable instruction and supports so that all students can continuously develop, joyfully realize, and powerfully evidence their growth and ability to think critically and creatively, communicate powerfully, engage in community, and embody scholarship.

- Further implement a relevant, rigorous, and innovative common core aligned curriculum – with a particular **focus on math**.
- **STEAM**-up our existing TfU curriculum.
- Fully develop our **REAL/Peacemaking** approach and curriculum.
- Identify, implement, and effectively use **assessment systems** -- including interim assessments and portfolios.

OUR STUDENTS



NOCCS is committed to attracting, training, supporting, and retaining a highly skilled, talented, diverse, and committed staff by sustaining a supportive, collaborative, resource rich environment to grow, advance, and thrive throughout their careers as leaders and educators.

- Increase total **compensation** to competitive levels.
- Provide state-of-the-art **professional development and coaching** relative to the priorities of the education program and developmental needs of the teachers.
- Create a teacher/professional **pipeline** to provide opportunities for professionals at all stages of their career(s).
- Foster a **culture of feedback**.

OUR TALENT



NOCCS is committed to defining and playing an important leadership role in the movement to provide each family in our neighborhood community and city with multiple high quality public school options.

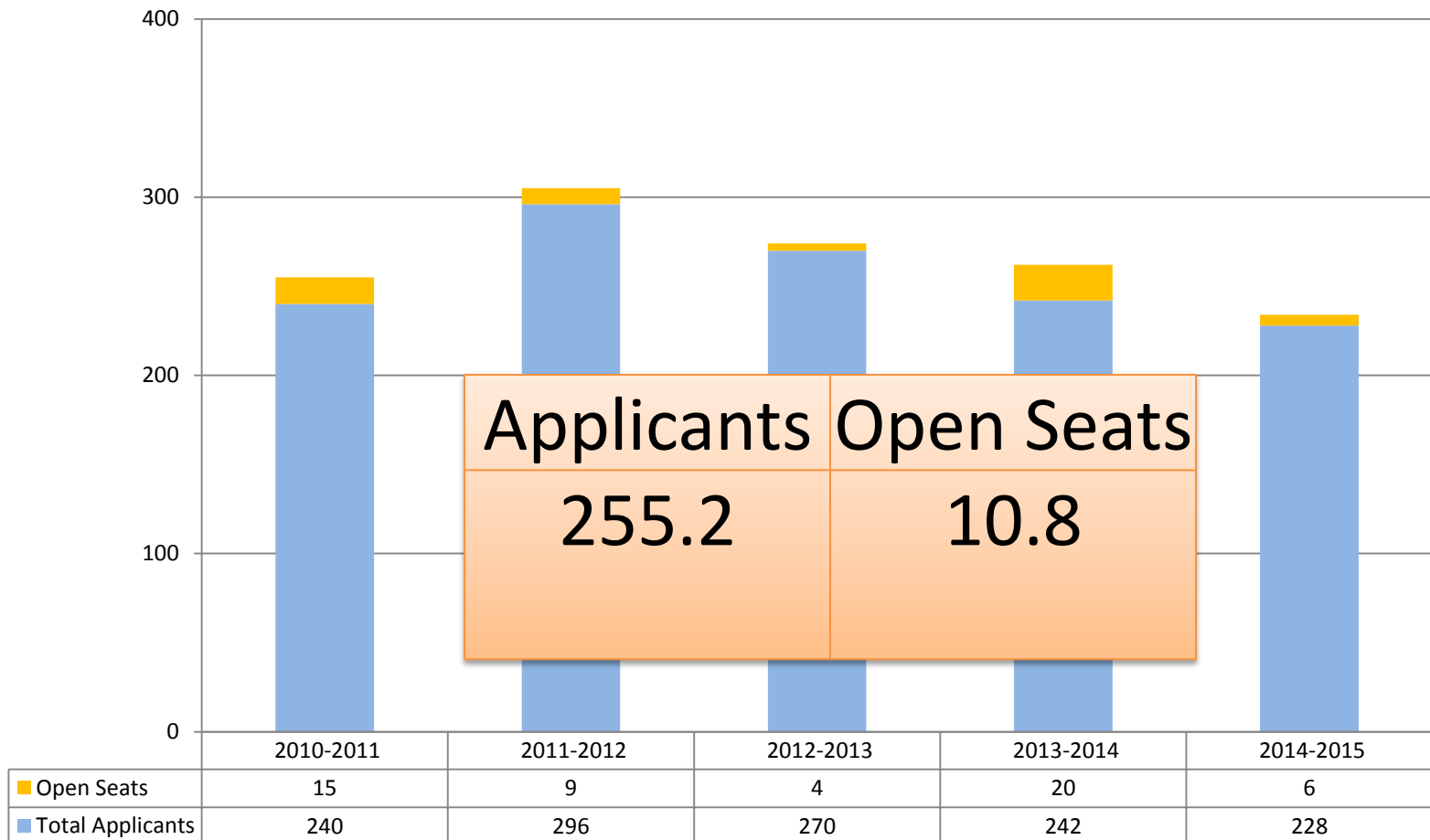
- Focus on providing a **high quality public school option** to the students and families of the Longfellow and Santa Fe Neighborhoods of North West Oakland.
- Understand and **define our role, contribution, and strategy** in ensuring that all students and families in our local neighborhood and city have access to high quality public school options within the next generation.
- **Improve our feedback, assessment, and data and systems and processes** in order to continuously improve – at all levels of the organization – our service to students, families, our community.
- **Ensure resources** to achieve our goals.

OUR IMPACT

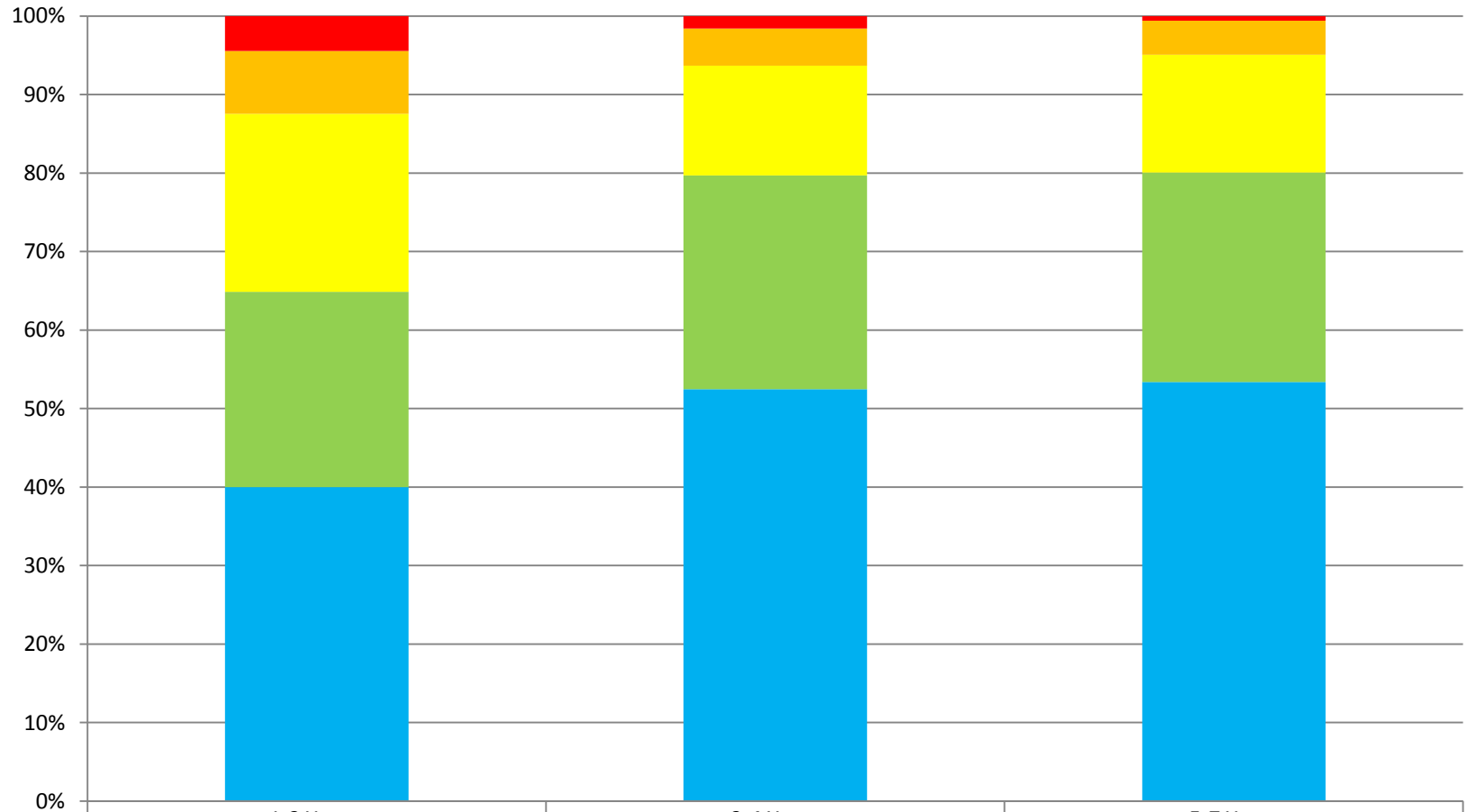


A Desirable Public School Option

**2010 - 2015 Lottery Data:
Applicants vs. Open Seats**

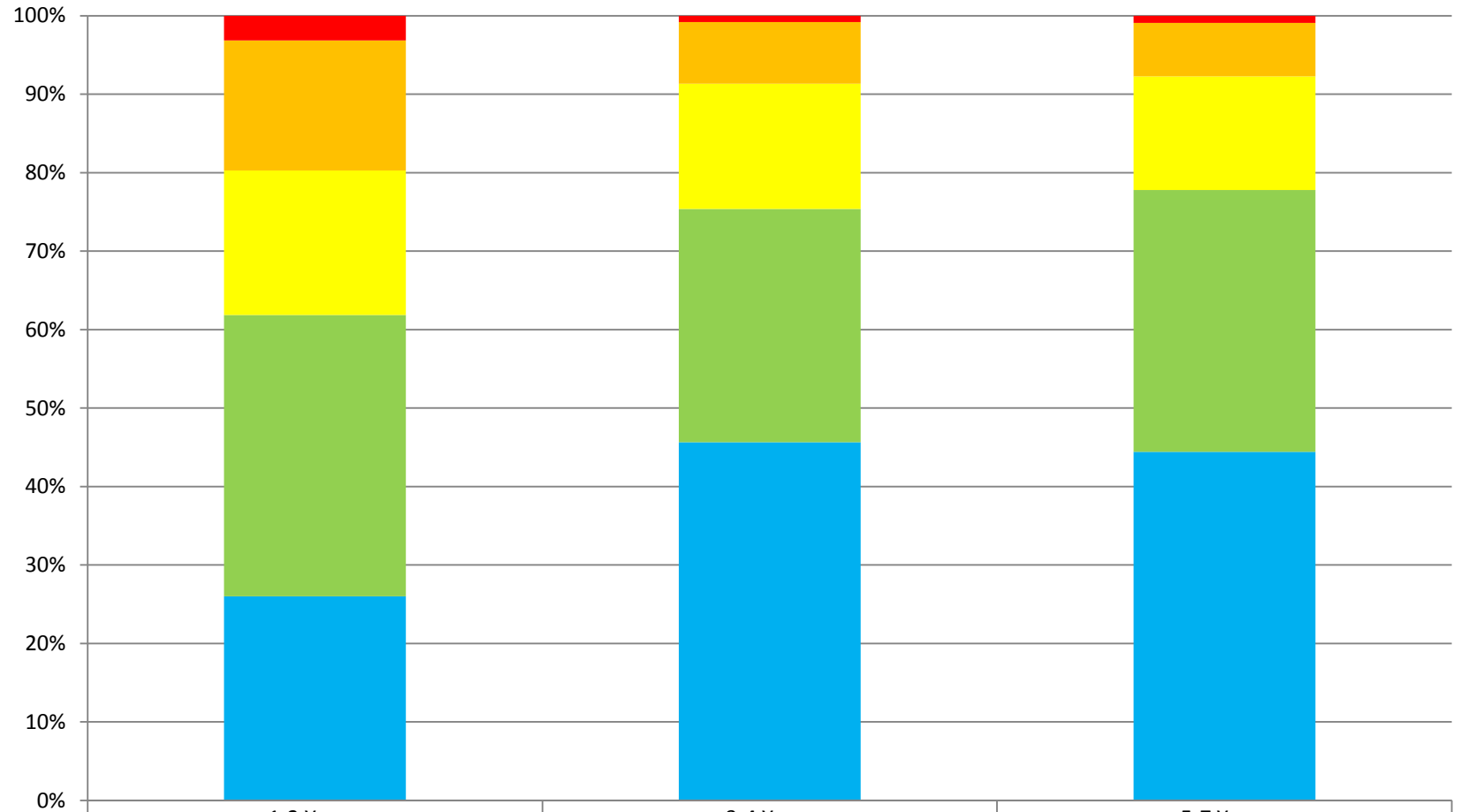


English Language Arts CST Achievement By Years at NOCCS



	1-2 Years	3-4 Years	5-7 Years
Far Below Basic	10	8	2
Below Basic	18	24	14
Basic	51	71	49
Proficient	56	138	87
Advanced	90	266	174

Math CST Achievement By Years at NOCCS



	1-2 Years	3-4 Years	5-7 Years
Far Below Basic	7	4	3
Below Basic	37	40	22
Basic	41	81	47
Proficient	80	151	108
Advanced	58	232	144

2010-2015 CST Achievement

2010 - 2013 Percent Proficient & Advanced

