



OAKLAND UNIFIED
SCHOOL DISTRICT

Community Schools, Thriving Students

SPSA Data Set

School Name



www.ousd.org



@OUSDnews

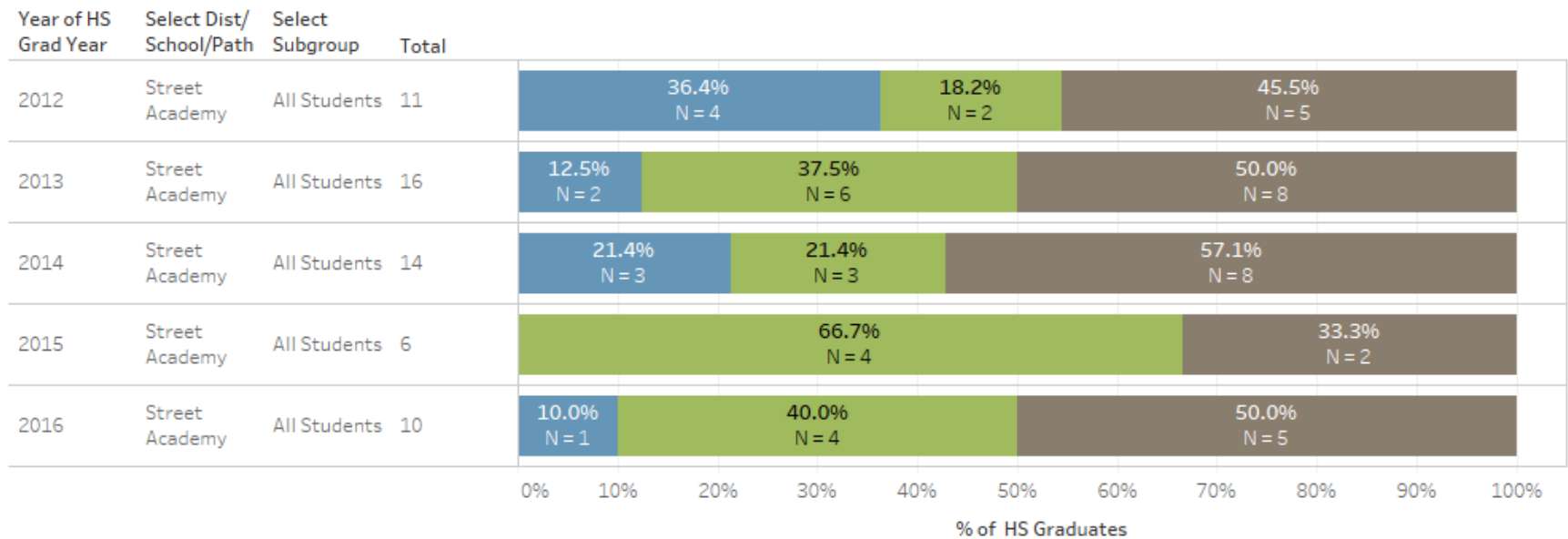
Street Academy - College Enrollment

College Enrollment

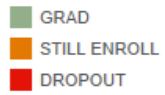
HS Grad Year: All |
 View by Dist/School/Path: School |
 Select Dist/School/Path: Street Academy |
 View by Subgroup: All Students |
 Select Subgroup: All

Enrollment Type
■ 4-year
■ 2-year
■ Not Enrolled

HS Graduates Enrolling in College Within 1 Year of HS Graduation

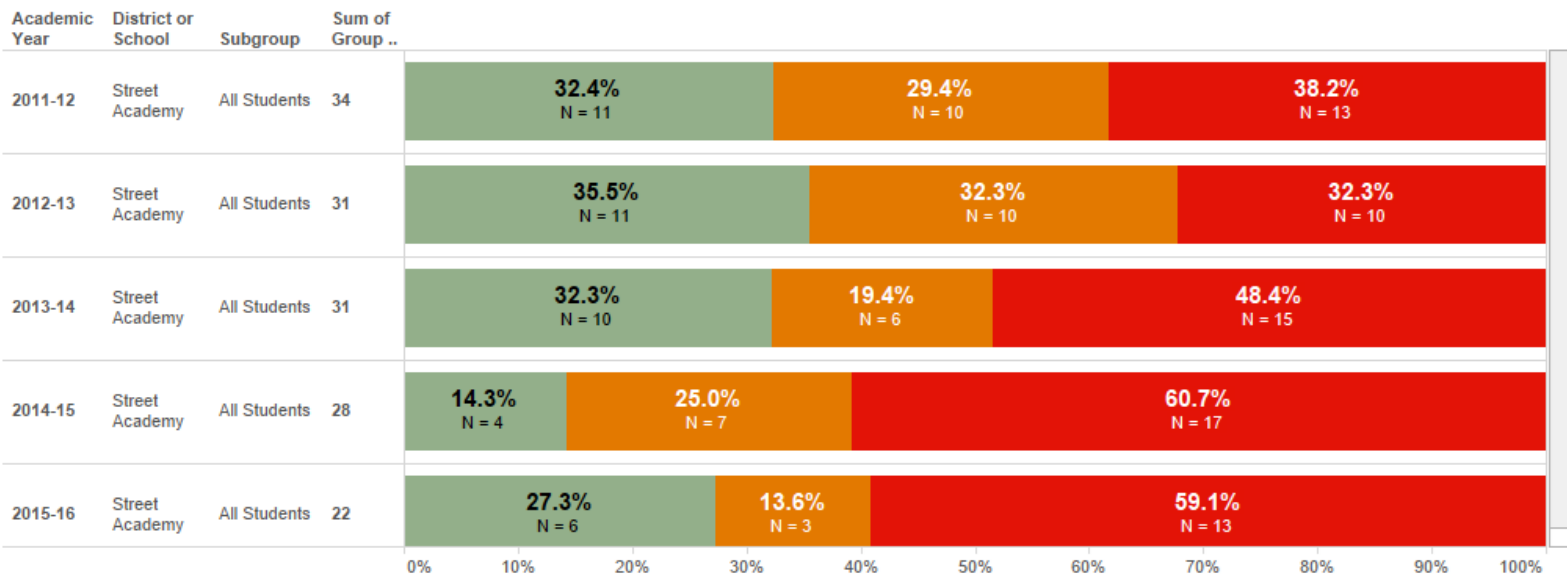


Street Academy - Graduation Rate



Cohort Graduation & Dropout

Select Year: All | View by District/School: School | Select School: Street Academy | View by Group: All Students | Select Group(s): All



Cohort 2015-16 data is from California Dept. of Education (CDE) data file dated **March 28, 2017**. Discrepancies between this dashboard and the CDE DataQuest online "Cohort Outcomes" report are due to DataQuest inclusion of additional OUSD students with disabilities who were enrolled at non-public school sites. Prior cohort data files were provided by the California Department of Education on **June 1, 2016**. For more information about the data in this report, please contact **Jay Tharp** at james.tharp@ousd.org.

Street Academy - On Track to Graduate

On Track to Graduate

Academic Year
2017-18

Select School
Street Academy

Grade
Grade 12

Pathway
All

Ethnicity
All

Gender
All

Hist (A)
Status
Off-Track
On-Track
N/A

Home Language
All

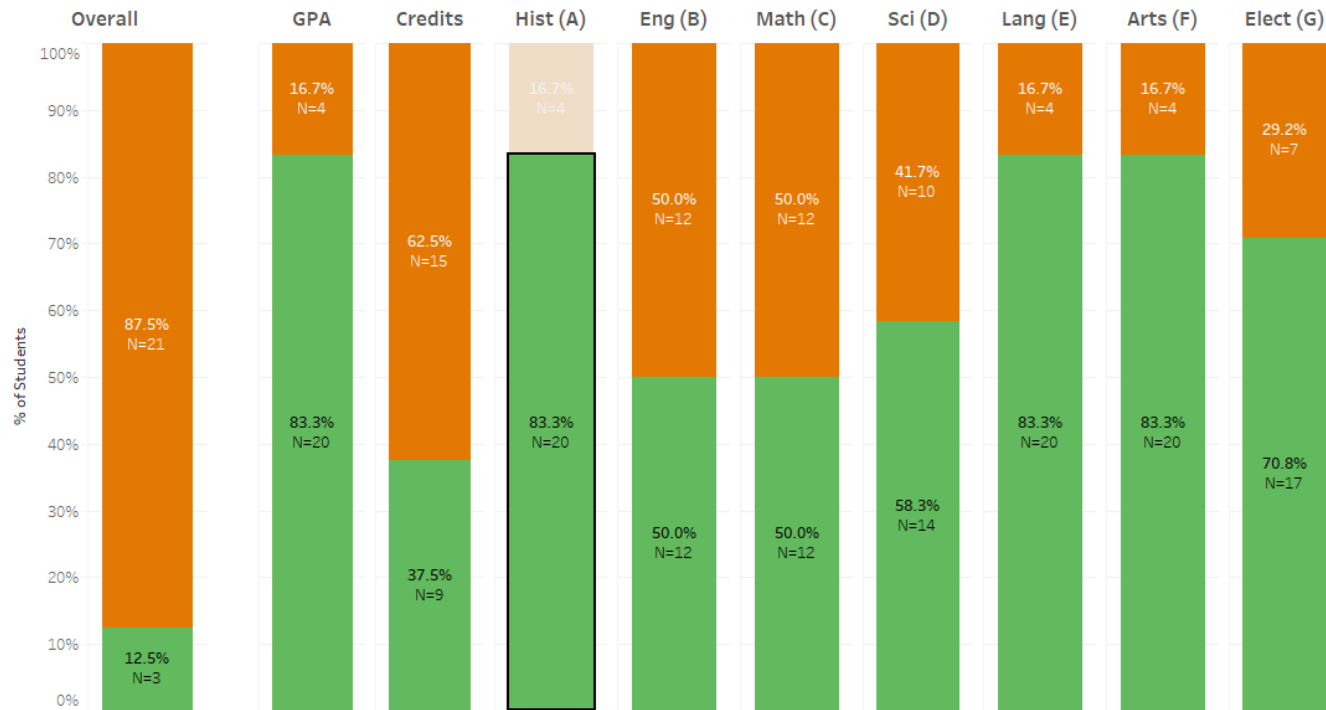
English Fluency
All

Fluency Subgroup
All

Special Ed Status
All

Free/Reduced Lunch
All

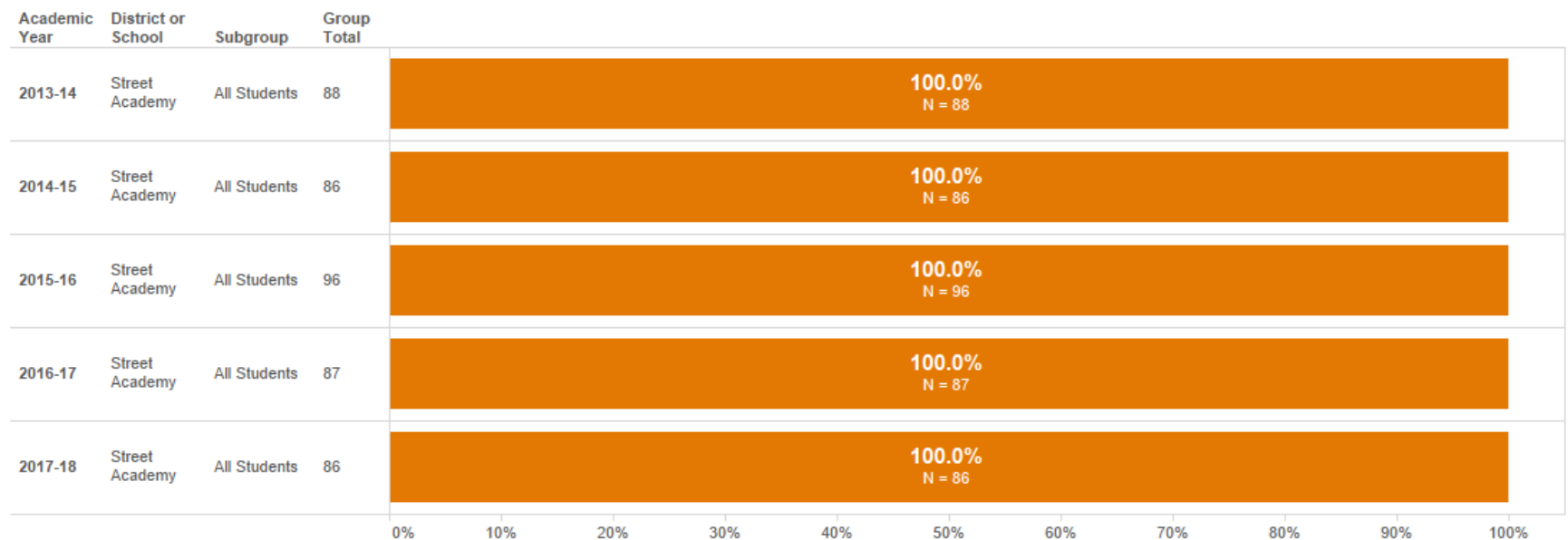
Foster Status
All



Data was last updated on February 2, 2018. For more information about the data on this report, please contact Kevin Schmidke at kevin.schmidke@ousd.org.

Street Academy - Pathway Enrollment

Percent and Number of Students Enrolled in a Pathway - Grade(s) 10, 11, 12



Progress
To
Goals

**2017-2018
Literacy Data**

Street Academy - SRI Scores



"Mouse over" the light bulb to the left for important information

- At Grade Level
- Above Grade Level
- 1 Year Below Grade Level
- Multiple Years Below Grade Level
- Did Not Take


Reading Inventory (SRI) - Student Performance

2017-18 Assessment and Enrollment Data As Of: 2/2/2018


| | | | | | |
|---|-----------------------------|---|---|-----------------------------------|---------------------------------------|
| Select Academic Year Multiple values | Select Test Admin(s) All | Individual Grade(s) Included Multiple values | View by Network/School/Pathway School | View By Grade Group All Grades | View by Student Group All Students |
| | | | Select Network/School/Pathway Street Academy | Select Grade Group(s) All | Select Group(s) All |

| Academic Year | Admin | Network School Pathway | Grade Group | Student Group | Total | |
|---------------|---------|------------------------|-------------|---------------|-------|--|
| 2016-17 | Fall | Street Academy | All Grades | All Students | 100 | |
| | MidYear | Street Academy | All Grades | All Students | 106 | |
| | Spring | Street Academy | All Grades | All Students | 112 | |
| 2017-18 | Fall | Street Academy | All Grades | All Students | 108 | |
| | MidYear | Street Academy | All Grades | All Students | 111 | |

Street Academy - ELA SBAC



View by Group
All Students



Select Group(s)
All

SBAC Performance Level

- Standard Exceeded
- Standard Met
- Standard Nearly Met
- Standard Not Met

Academic Year(s)
All

View by Network/School
School

Select Network / School(s)
Street Academy

View by Group
All Students

Select Group(s)
All

Test Subject(s)
SBAC ELA

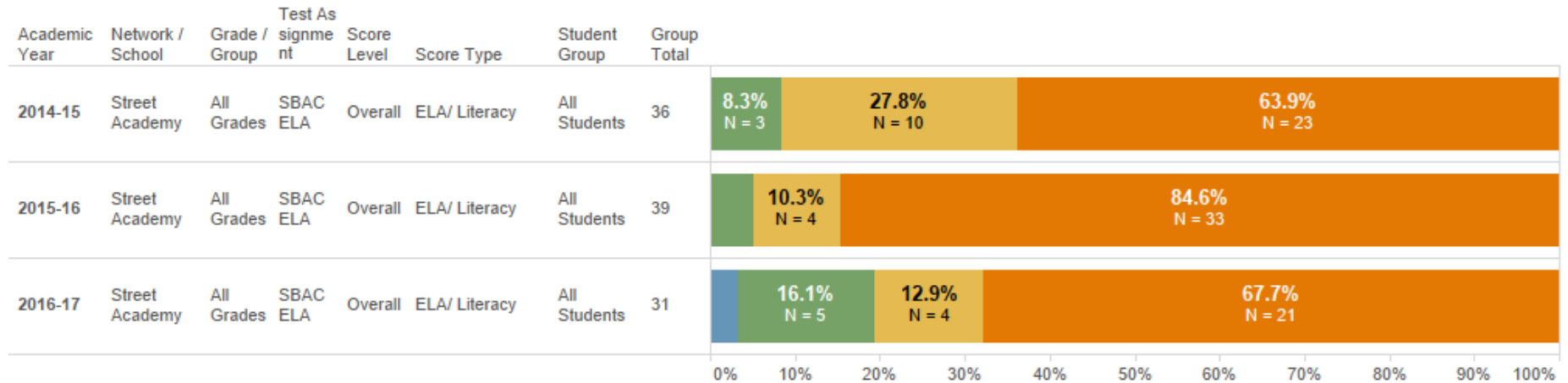
View by Overall or Claim
Overall

Select Claim(s)
ELA/ Literacy

View by Grade / Group
All Grades

Select Grade / Group(s)
All

SBAC Score Comparisons



EVERY STUDENT THRIVES!



**OAKLAND UNIFIED
SCHOOL DISTRICT**
Community Schools, Thriving Students

1000 Broadway, Suite 680, Oakland, CA 94607

www.ousd.org



@OUSDnews

Contact us for additional information [optional contact area]
Phone: 510.555.5555 | Email: info@ousd.org