

MEASURE N ANNUAL REPORT

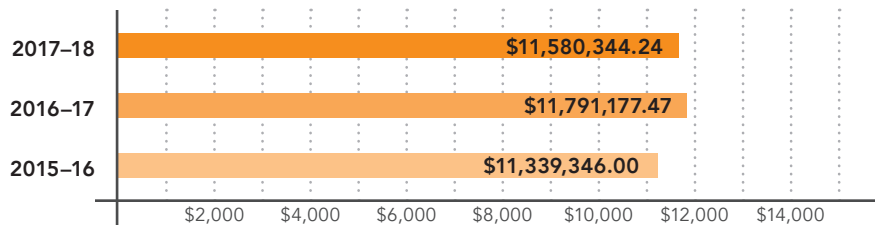


OAKLAND UNIFIED SCHOOL DISTRICT
Community Schools, Thriving Students

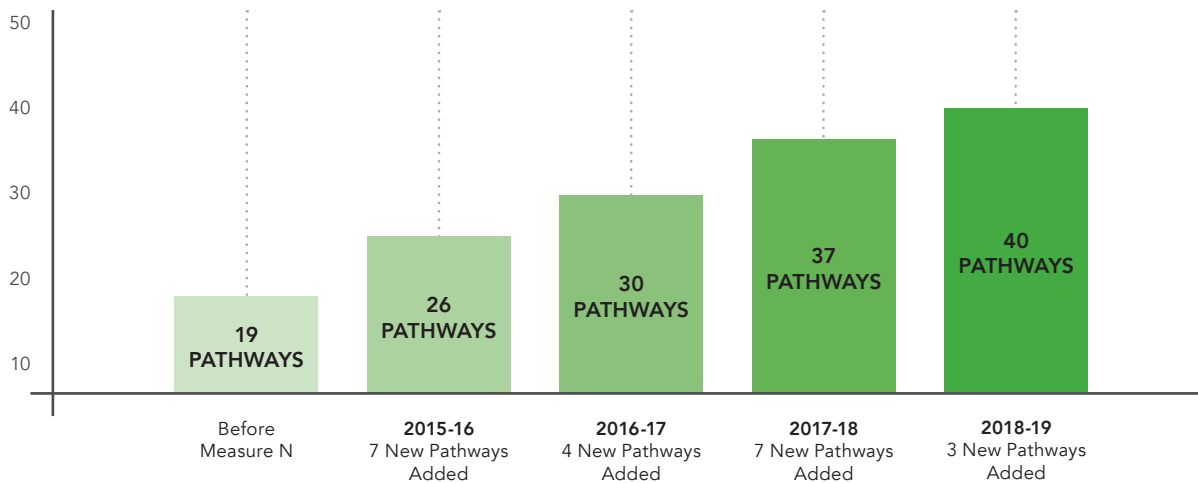
MEASURE N COMMISSION The Oakland Unified School District Board of Education has established a College & Career Readiness (Measure N) Commission composed of five persons who advise, recommend, and oversee OUSD compliance with the requirements and intent of this Measure.

The Measure N Commission has voted to engage in a Participatory Action Research project to learn about Measure N's impact.

AUDITED FINANCIAL STATEMENTS



MEASURE N FUNDED ACTIVITIES — Creation of New & Expanded Career Pathways



Before Measure N: 19 Pathways

- Agriculture & Natural Resources - 1
- Arts, Media, & Entertainment - 5
- Building & Construction Trades - 1
- Education, Child Development & Family Services - 1
- Energy, Environment & Utilities - 1
- Engineering & Architecture - 4
- Health Science & Medical Technology - 2
- Information & Communication Technology - 3
- Public Services - 1

2015-16: 26 Pathways

- Agriculture & Natural Resources - 1
- Arts, Media, & Entertainment - 6
- Building & Construction Trades - 1
- Business & Finance - 1
- Education, Child Development & Family Services - 3
- Energy, Environment & Utilities - 1
- Engineering & Architecture - 5
- Health Science & Medical Technology - 3
- Hospitality, Tourism & Recreation - 1
- Information & Communication Technology - 3
- Public Services - 1

2016-17: 30 Pathways

- Agriculture & Natural Resources - 1
- Arts, Media & Entertainment - 7
- Building & Construction Trades - 1
- Business & Finance - 1
- Education, Child Development & Family Services - 3
- Energy, Environment & Utilities - 1
- Engineering & Architecture - 6
- Health Science & Medical Technology - 4
- Hospitality, Tourism & Recreation - 1
- Information & Communication Technology - 3
- Manufacturing & Product Development - 1
- Public Services - 1

2017-18: 37 Pathways

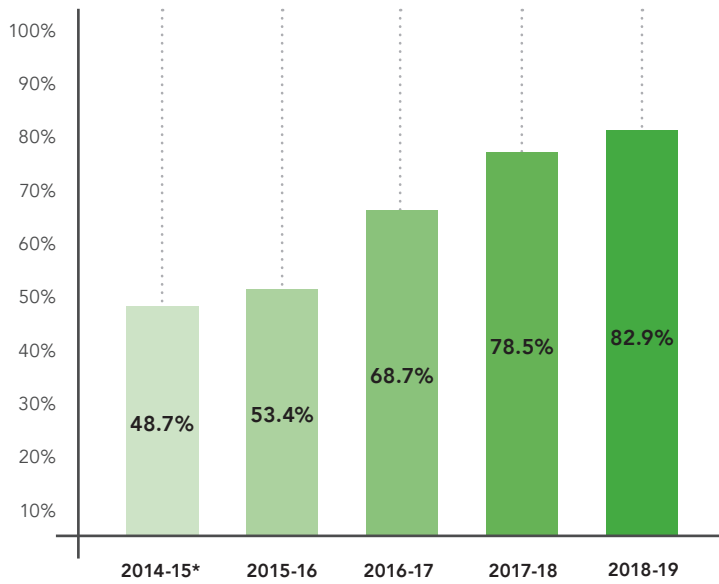
- Agriculture & Natural Resources - 1
- Arts, Media & Entertainment - 7
- Building & Construction Trades - 1
- Business & Finance - 3
- Education, Child Development & Family Services - 3
- Energy, Environment & Utilities - 1
- Engineering & Architecture - 6
- Health Science & Medical Technology - 5
- Hospitality, Tourism & Recreation - 1
- Information & Communication Technology - 5
- Manufacturing & Product Development - 2
- Public Services - 2

2018-19: 40 Pathways

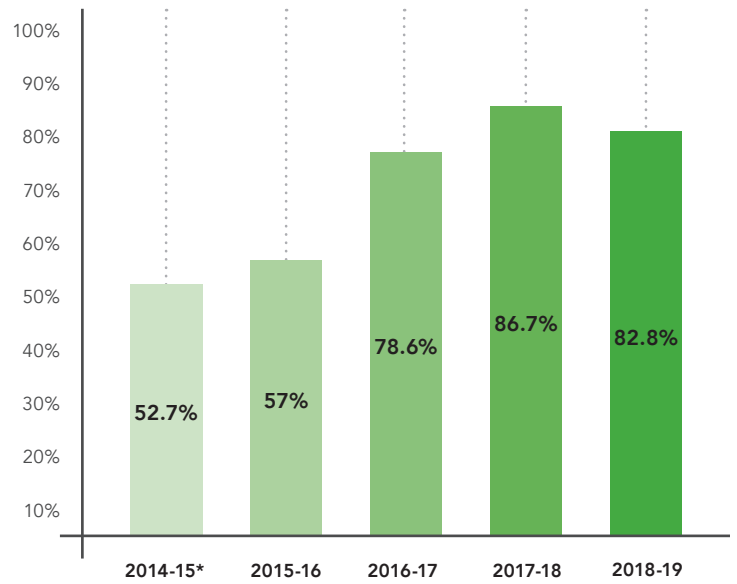
- Agriculture & Natural Resources - 1
- Arts, Media & Entertainment - 8
- Building & Construction Trades - 1
- Business & Finance - 3
- Education, Child Development & Family Services - 3
- Energy, Environment & Utilities - 1
- Engineering & Architecture - 6
- Health Science & Medical Technology - 6
- Hospitality, Tourism & Recreation - 1
- Information & Communication Technology - 6
- Manufacturing & Product Development - 2
- Public Services - 2

MEASURE N FUNDED ACTIVITIES — Creation of New & Expanded Career Pathways

Increase in Percentage of High School Students in Linked Learning Pathways Since the Inception of Measure N



Increase in Percentage of 10th Graders in Linked Learning Pathways Since the Inception of Measure N



MEASURE N FUNDED ACTIVITIES Expansion of Career-Technical Education Classes

Increase in number of courses and number of students taking the courses

2014-15*:
2015-16: **19 courses, 1105 students**
2016-17: **63 courses, 4692 students**
2017-18: **72 courses, 5655 students**
2018-19: TBD

MEASURE N FUNDED ACTIVITIES Expansion of Dual-Enrollment Classes

Increase in number of dual enrollment courses

2014-15*:
2015-16: **31 courses**
2016-17: **72 courses**
2017-18: **87 courses**
2018-19: **40 courses for first semester**

MEASURE N FUNDED ACTIVITIES Work-Based Learning Opportunities

Current status?

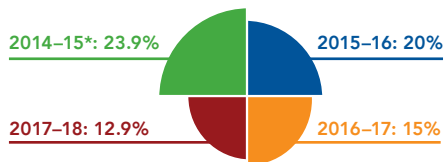
2014-15*: No centrally held data
2015-16: No centrally held data
2016-17: **765 internships** (including summer 2017)
2017-18: **855 internships**
2,431 career exploration visits (including summer 2018)
2018-19: In progress

MEASURE N FUNDED ACTIVITIES — Progress to Measure N Goals

MEASURE N GOAL 1:

Decrease the high school dropout rate.

Current Status: Dropout rate has decreased.



Reducing disparities within dropout rates.

2017-18 dropout rate of African American students: **9.3%**

2017-18 dropout rate of District students: **12.9%**

MEASURE N GOAL 2:

Increase the high school graduation rate.

Current Status: Graduation rates have increased.



Reducing disparities within graduation rates.

2017-18 graduation rate of Pacific Islander students: **81.8%**

2017-18 graduation rate of District students: **73.5%**

* Before Measure N