

**BOARD OF EDUCATION
OF THE
OAKLAND UNIFIED SCHOOL DISTRICT**

RESOLUTION NO. 1213-0056

**RESOLUTION DECLARING RESULTS OF SCHOOL BOND ELECTION
HELD NOVEMBER 6, 2012**

WHEREAS, by proceedings duly had and taken, a school bond election (the "election") was held in Oakland Unified School District (the "District") within the County of Alameda (the "County"), State of California, on November 6, 2012, pursuant to a resolution and order duly passed by this Board of Education on June 27, 2012 (the "Resolution"), and notice duly given, at which election there was submitted to the electors of the District a measure authorizing the District to incur bonded indebtedness; and

WHEREAS, the Registrar of Voters of the County has duly canvassed the returns of the election as required by law and the Resolution and has filed with this Board of Education a statement of all votes cast at the election showing the whole number of votes cast in the District and the whole number of votes cast for and against said Measure J in the District and in each of the respective consolidated election precincts therein and by absent voters, and also filed, attached to said statement, an official certificate as to the correctness of said statement; and

WHEREAS, a form of certificate describing all proceedings had and taken in the election has been submitted to this Board of Education, and is on file with the Clerk of the Board;

NOW, THEREFORE, BE IT RESOLVED BY THE BOARD OF EDUCATION OF THE OAKLAND UNIFIED SCHOOL DISTRICT, AS FOLLOWS:

1. All of the above recitals are true.
2. At the election, a measure for incurring bonded indebtedness was submitted to the electors of the District. The measure was summarized pursuant to Elections Code Section 13247; the official summary of the measure appears below.

To improve the quality of Oakland schools and school facilities to better prepare students for college and jobs, to upgrade science labs, classrooms, computers and technology, improve student safety and security, repair bathrooms, electrical systems, plumbing and sewer lines, improve energy efficiency and earthquake safety, shall the Oakland Unified School District be authorized to issue \$475 million in bonds, with an independent citizens oversight committee and annual audits to guarantee funds are spent properly to benefit Oakland children?

3. The certified statement of results of the election ("Statement of Election Results") by the Registrar of Voters is hereby received, confirmed, approved, and entered upon the minutes of this meeting.

4. All absentee votes have been duly received and canvassed in time, form and manner as required by law.

5. The total number of votes cast for and against said measure at the election, including absentee votes, are as follows:

	<u>Bond Measure</u>	
	<u>Yes</u>	<u>No</u>
Total Votes	122695	22687

6. At least 55% of all the votes cast at the election on said measure were in favor of said measure and this Board hereby declares said measure approved.

7. The Superintendent of Schools of the County is hereby requested to send a copy of the Statement of Election Results to the Board of Supervisors of the County.


8. All proceedings had in the premises are hereby certified by this Board, and the Superintendent of the District is hereby authorized and directed to complete, execute and deliver a Certificate of Election Proceedings (in substantially the form attached hereto as Exhibit A), to the Board of Supervisors of the County.

PASSED AND ADOPTED this 9th day of January, 2013, by the following vote:

- AYES: Jody London, Gary Yee, Roseann Torres, Christopher Dobbins, James Harris, Vice President Jumoke Hinton Hodge, President David Kakishiba
- NOES: None
- ABSTAIN: None
- ABSENT: None



David Kakishiba
President of the Board of Education
of the Oakland Unified School District

Attest: 

Edgar Rakestraw, Jr.
Secretary of the Board of Education
of the Oakland Unified School District

SECRETARY'S CERTIFICATE

I, Edgar Rakestraw, Jr., Secretary, Board of Education of the Oakland Unified School District, County of Alameda, California, hereby certify as follows:

The attached is a full, true and correct copy of a resolution duly adopted at a regular meeting of the Board of Education of the District duly and regularly held at the regular meeting place thereof on January 9, 2013, and entered in the minutes thereof, of which meeting all of the members of the Board of Education had due notice and at which a quorum thereof was present; and at that meeting the resolution was adopted by the following vote:

AYES: Jody London, Gary Yee, Roseann Torres, Christopher Dobbins, James Harris, Vice President Jumoke Hinton Hodge, President David Kakishiba

NOES: None

ABSTAIN: None

ABSENT: None

An agenda of the meeting was posted at least 72 hours before said meeting at 1025 Second Avenue, Oakland, California, a location freely accessible to members of the public, and a brief description of the resolution appeared on the agenda. A copy of the agenda is attached hereto.

I have carefully compared the same with the original minutes of the meeting on file and of record in my office. The resolution has not been amended, modified or rescinded since the date of its adoption, and the same is now in full force and effect.

WITNESS my hand this 4th day of February, 2013.



Edgar Rakestraw, Jr.,
Secretary, Board of Education
Oakland Unified School District

EXHIBIT A

OAKLAND UNIFIED SCHOOL DISTRICT
CERTIFICATE OF ELECTION PROCEEDINGS
FOR AUTHORIZATION OF SCHOOL BONDS

The undersigned Superintendent of the Oakland Unified School District (the "District"), on behalf of and as directed by the Board of Education of the District (the "Board of Education"), does hereby certify to the Board of Supervisors of the County of Alameda all proceedings had for the authorization of school bonds of the District, as follows:

1. That the Board of Education at a regular meeting duly called and held on June 27, 2012, duly and regularly adopted a Resolution Ordering School Bond Election ordering an election be held on the question of authorizing school bonds to be held on November 6, 2012.

2. That on or before August 10, 2012, being no fewer than 88 days before the date of election, the Board of Education caused to be delivered to the Registrar of Voters (the "Registrar") of the County of Alameda (the "County") and the Clerk of the Board of Supervisors of the County one or more certified copies of said Resolution Ordering School Bond Election containing specifications of the election order.

3. That within said Resolution Ordering School Bond Election, the Board of Education requested the consolidation of said bond election with such other elections as may be held on the same date in territory partly or wholly the same, and thereafter the Board of Supervisors of the County of Alameda on October 16, 2012, ordered the consolidation of said school bond election with an election to be held by the County on November 6, 2012.


4. That on the date of said election, November 6, 2012, a statewide general election was scheduled to be conducted throughout the District.

5. That the Registrar conducted the election on behalf of the Board of Education pursuant to all applicable provisions of the Elections Code of the State of California, as certified by the Registrar to the Board of Education.

6. That the Board of Education, at a meeting duly called and held on January 9, 2013 caused an entry to be made upon its minutes showing the results of said election and declaring that at least 55% of the votes cast thereat were in favor of authorizing said school bonds.

7. That the County Superintendent has certified that she has caused to be delivered to the Board of Supervisors a copy of the Registrar's certified statement of the results of the election.

Dated: February 5, 2013.



Anthony Smith, Ph.D.
Superintendent of Schools
of the Oakland Unified School District



REGISTRAR OF VOTERS

ALAMEDA COUNTY • CALIFORNIA

DAVE MACDONALD
REGISTRAR OF VOTERS

November 21, 2012

Anthony Smith, Superintendent
Oakland Unified School District
1025 Second Avenue, Room 301
Oakland, CA 94606

2012 DEC 11 P 1:35

Dear Mr. Smith:

Enclosed is the Certificate of Election Results and a copy of the Official Canvass for the Oakland Unified School District at the General Election held on November 6, 2012.

If you have any questions, please contact me at 510-272-6933.

Sincerely,


Dave Macdonald
Registrar of Voters
Alameda County

STATE OF CALIFORNIA }
COUNTY OF ALAMEDA } ss.

I, **DAVE MACDONALD**, Registrar of Voters for the County of Alameda, State of California, having canvassed the returns of all votes cast in the **Oakland Unified School District** at the General Election held on Tuesday, **November 6, 2012**, do hereby certify the following to be a full, true and correct Statement of the Results of all the votes cast, to which this certificate is attached, at said election for and against **Measure J**.

I hereby set my hand and my official seal this **21st day of November 2012**.




DAVE MACDONALD
Registrar of Voters
Alameda County
State of California

**ALAMEDA COUNTY Statement of Vote
GENERAL ELECTION**

NON-PARTISAN MEASURE J - OAKLAND USD													
	Registration	Ballots Cast	Turnout (%)	MEASURE J - OAKLAND USD	BONDS YES	BONDS NO	Under Vote	Over Vote					
213100 - Vote by Mail Reporting	1047	595	56.83		393	147	40	1					
213100 - Election Day Reporting	1047	299	28.56		200	68	30	0					
213300 - Vote by Mail Reporting	1308	761	58.18		489	203	53	1					
213300 - Election Day Reporting	1308	353	26.99		229	87	36	0					
213400 - Vote by Mail Reporting	679	359	52.87		234	99	21	0					
213400 - Election Day Reporting	679	216	31.81		132	55	29	0					
213500 - Vote by Mail Reporting	1182	662	56.01		427	174	46	2					
213500 - Election Day Reporting	1182	327	27.66		202	84	40	0					
213600 - Vote by Mail Reporting	798	411	51.50		260	115	27	0					
213600 - Election Day Reporting	798	265	33.21		180	50	35	0					
213700 - Vote by Mail Reporting	730	318	43.56		212	74	24	0					
213700 - Election Day Reporting	730	307	42.05		211	61	34	1					
213800 - Vote by Mail Reporting	1045	564	53.97		373	139	43	1					
213800 - Election Day Reporting	1045	314	30.05		223	62	28	0					
213900 - Vote by Mail Reporting	572	283	49.48		177	91	14	0					
213900 - Election Day Reporting	572	210	36.71		134	51	25	0					
214100 - Vote by Mail Reporting	790	395	50.00		247	101	39	1					
214100 - Election Day Reporting	790	282	35.70		210	44	29	0					
214200 - Vote by Mail Reporting	1124	629	55.96		414	158	44	0					
214200 - Election Day Reporting	1124	347	30.87		232	76	36	0					
214300 - Vote by Mail Reporting	631	343	54.36		229	86	19	0					
214300 - Election Day Reporting	631	204	32.33		140	50	14	0					
214400 - Vote by Mail Reporting	711	379	53.31		279	75	24	0					
214400 - Election Day Reporting	711	255	35.86		181	59	14	0					
214500 - Vote by Mail Reporting	614	316	51.47		214	70	26	0					
214500 - Election Day Reporting	614	236	38.44		179	38	19	0					
214600 - Vote by Mail Reporting	1017	546	53.69		405	73	53	0					
214600 - Election Day Reporting	1017	322	31.66		255	31	36	0					
214800 - Vote by Mail Reporting	1076	524	48.70		416	76	19	0					
214800 - Election Day Reporting	1076	416	38.66		336	56	25	0					
215100 - Vote by Mail Reporting	1103	456	41.34		378	31	29	0					
215100 - Election Day Reporting	1103	457	41.43		376	37	45	0					
215120 - Vote by Mail Reporting	1139	524	46.01		407	75	35	0					
215120 - Election Day Reporting	1139	473	41.53		387	46	41	0					
215200 - Vote by Mail Reporting	707	338	47.81		273	25	31	0					
215200 - Election Day Reporting	707	303	42.86		248	27	29	0					
215300 - Vote by Mail Reporting	1050	485	46.19		374	61	37	0					
215300 - Election Day Reporting	1050	405	38.57		320	48	38	0					
215500 - Vote by Mail Reporting	721	335	46.46		263	46	23	0					
215500 - Election Day Reporting	721	280	38.83		207	41	30	0					
215610 - Vote by Mail Reporting	1368	556	40.64		435	60	49	2					
215610 - Election Day Reporting	1368	530	38.74		435	38	56	1					
215700 - Vote by Mail Reporting	894	355	39.71		292	33	21	1					
215700 - Election Day Reporting	894	348	38.93		288	22	35	0					
215800 - Vote by Mail Reporting	831	259	31.17		214	21	19	0					
215800 - Election Day Reporting	831	359	43.20		301	24	30	0					
215900 - Vote by Mail Reporting	561	172	30.66		129	23	17	0					
215900 - Election Day Reporting	561	251	44.74		204	21	26	0					
223000 - Vote by Mail Reporting	677	312	46.09		235	42	28	0					
223000 - Election Day Reporting	677	252	37.22		200	25	26	1					
223010 - Vote by Mail Reporting	956	414	43.31		320	57	27	0					
223010 - Election Day Reporting	956	384	40.17		309	34	40	0					
223200 - Vote by Mail Reporting	1291	623	48.26		490	81	42	0					
223200 - Election Day Reporting	1291	471	36.48		366	48	57	0					
223300 - Vote by Mail Reporting	886	411	46.39		320	51	31	0					
223300 - Election Day Reporting	886	338	38.15		268	34	32	0					
223400 - Vote by Mail Reporting	691	338	48.91		282	21	27	0					
223400 - Election Day Reporting	691	238	34.44		190	15	33	1					
224000 - Vote by Mail Reporting	920	526	57.17		387	98	34	0					

**ALAMEDA COUNTY Statement of Vote
GENERAL ELECTION**

NON-PARTISAN MEASURE J - OAKLAND USD

	Registration	Ballots Cast	Turnout (%)	MEASURE J - OAKLAND USD BONDS YES	BONDS NO	Under Vote	Over Vote								
224000 - Election Day Reporting	920	280	30.43	205	44	31	0								
224200 - Vote by Mail Reporting	1302	693	53.23	510	135	40	1								
224200 - Election Day Reporting	1302	439	33.72	339	63	36	0								
224400 - Vote by Mail Reporting	459	214	46.62	154	42	16	0								
224400 - Election Day Reporting	459	183	39.87	146	24	13	0								
224500 - Vote by Mail Reporting	1160	528	45.52	407	78	33	0								
224500 - Election Day Reporting	1160	459	39.57	367	49	37	0								
224600 - Vote by Mail Reporting	885	457	51.64	352	67	32	1								
224600 - Election Day Reporting	885	297	33.56	227	38	32	0								
224700 - Vote by Mail Reporting	981	465	47.40	342	86	33	0								
224700 - Election Day Reporting	981	320	32.62	248	37	36	0								
224800 - Vote by Mail Reporting	469	222	47.33	167	39	14	0								
224800 - Election Day Reporting	469	184	39.23	131	26	23	0								
225000 - Vote by Mail Reporting	555	249	44.86	193	36	10	1								
225000 - Election Day Reporting	555	224	40.36	193	13	18	0								
225100 - Vote by Mail Reporting	852	348	40.85	292	28	25	0								
225100 - Election Day Reporting	852	347	40.73	280	24	42	0								
225200 - Vote by Mail Reporting	603	222	36.82	180	25	16	0								
225200 - Election Day Reporting	603	267	44.28	211	24	33	0								
225400 - Vote by Mail Reporting	1207	563	46.64	462	58	36	0								
225400 - Election Day Reporting	1207	462	38.28	372	38	50	0								
225600 - Vote by Mail Reporting	723	320	44.26	257	33	27	0								
225600 - Election Day Reporting	723	279	38.59	214	34	29	0								
225700 - Vote by Mail Reporting	925	420	45.41	320	65	29	0								
225700 - Election Day Reporting	925	356	38.49	262	48	44	0								
225710 - Vote by Mail Reporting	1026	510	49.71	376	79	43	0								
225710 - Election Day Reporting	1026	368	35.87	286	33	50	0								
225810 - Vote by Mail Reporting	655	316	48.24	250	33	29	0								
225810 - Election Day Reporting	655	238	36.34	191	16	31	0								
225900 - Vote by Mail Reporting	840	461	54.88	317	107	22	0								
225900 - Election Day Reporting	840	262	31.19	188	46	28	0								
225910 - Vote by Mail Reporting	1236	589	47.65	455	74	54	0								
225910 - Election Day Reporting	1236	441	35.68	340	46	53	0								
226100 - Vote by Mail Reporting	715	373	52.17	266	81	19	1								
226100 - Election Day Reporting	715	256	35.80	197	41	18	0								
226200 - Vote by Mail Reporting	1018	524	51.47	414	69	36	0								
226200 - Election Day Reporting	1018	318	31.24	248	42	29	0								
226300 - Vote by Mail Reporting	761	415	54.53	300	89	22	2								
226300 - Election Day Reporting	761	228	29.96	162	39	26	0								
226400 - Vote by Mail Reporting	681	391	57.42	261	105	23	0								
226400 - Election Day Reporting	681	196	28.78	142	37	17	0								
244000 - Vote by Mail Reporting	810	433	53.46	304	98	24	0								
244000 - Election Day Reporting	810	265	32.72	180	60	25	0								
244100 - Vote by Mail Reporting	1016	546	53.74	387	122	28	0								
244100 - Election Day Reporting	1016	319	31.40	210	71	38	0								
244200 - Vote by Mail Reporting	778	411	52.83	271	98	34	0								
244200 - Election Day Reporting	778	259	33.29	203	33	22	0								
244300 - Vote by Mail Reporting	1168	649	55.57	429	174	40	2								
244300 - Election Day Reporting	1168	345	29.54	231	87	28	0								
244400 - Vote by Mail Reporting	888	478	53.83	315	124	29	0								
244400 - Election Day Reporting	888	261	29.39	191	51	20	0								
244500 - Vote by Mail Reporting	772	406	52.59	272	98	22	0								
244500 - Election Day Reporting	772	253	32.77	166	64	23	0								
244600 - Vote by Mail Reporting	646	385	59.60	267	87	26	0								
244600 - Election Day Reporting	646	168	26.01	107	40	21	0								
244700 - Vote by Mail Reporting	889	512	57.59	337	124	41	0								
244700 - Election Day Reporting	889	264	29.70	183	51	30	0								
244800 - Vote by Mail Reporting	821	461	56.15	279	145	27	0								
244800 - Election Day Reporting	821	240	29.23	182	42	15	0								

**ALAMEDA COUNTY Statement of Vote
GENERAL ELECTION**

NON-PARTISAN MEASURE J - OAKLAND USD													
	Registration	Ballots Cast	Turnout (%)	MEASURE J - OAKLAND USD	BONDS YES	BONDS NO	Under Vote	Over Vote					
244900 - Vote by Mail Reporting	577	266	46.10		191	62	8	0					
244900 - Election Day Reporting	577	227	39.34		157	48	22	0					
245000 - Vote by Mail Reporting	751	413	54.99		287	93	25	0					
245000 - Election Day Reporting	751	227	30.23		153	52	21	0					
245100 - Vote by Mail Reporting	766	398	51.96		299	69	27	0					
245100 - Election Day Reporting	766	264	34.45		201	34	28	0					
245200 - Vote by Mail Reporting	1296	743	57.33		495	196	40	2					
245200 - Election Day Reporting	1296	380	29.32		269	78	33	0					
310000 - Vote by Mail Reporting	985	328	33.30		269	35	22	0					
310000 - Election Day Reporting	985	406	41.22		334	33	38	0					
310100 - Vote by Mail Reporting	894	318	35.57		254	33	29	0					
310100 - Election Day Reporting	894	353	39.49		286	28	39	0					
310200 - Vote by Mail Reporting	816	333	40.81		245	63	18	0					
310200 - Election Day Reporting	816	302	37.01		240	29	32	0					
310300 - Vote by Mail Reporting	721	280	38.83		227	18	32	0					
310300 - Election Day Reporting	721	311	43.13		241	30	40	0					
310400 - Vote by Mail Reporting	819	254	31.01		206	29	16	1					
310400 - Election Day Reporting	819	369	45.05		301	25	42	0					
310500 - Vote by Mail Reporting	651	238	36.56		178	29	26	0					
310500 - Election Day Reporting	651	284	43.63		228	23	31	0					
310600 - Vote by Mail Reporting	863	317	36.73		261	26	28	1					
310600 - Election Day Reporting	863	357	41.37		282	20	57	0					
310700 - Vote by Mail Reporting	1351	472	34.94		375	46	38	0					
310700 - Election Day Reporting	1351	574	42.49		454	30	89	0					
310900 - Vote by Mail Reporting	1367	548	40.09		455	40	38	0					
310900 - Election Day Reporting	1367	563	41.19		465	37	62	0					
311100 - Vote by Mail Reporting	1375	503	36.58		384	64	47	0					
311100 - Election Day Reporting	1375	581	42.25		469	41	68	0					
311200 - Vote by Mail Reporting	1282	472	36.82		393	39	36	0					
311200 - Election Day Reporting	1282	524	40.87		429	38	55	0					
311400 - Vote by Mail Reporting	898	320	35.63		259	25	30	2					
311400 - Election Day Reporting	898	350	38.98		275	23	51	0					
311510 - Vote by Mail Reporting	1476	547	37.06		421	66	55	0					
311510 - Election Day Reporting	1476	610	41.33		495	41	69	0					
311700 - Vote by Mail Reporting	1436	439	30.57		365	39	30	0					
311700 - Election Day Reporting	1436	504	35.10		389	43	66	0					
323000 - Vote by Mail Reporting	795	345	43.40		270	40	26	0					
323000 - Election Day Reporting	795	299	37.61		242	24	32	0					
323200 - Vote by Mail Reporting	1022	430	42.07		297	85	41	0					
323200 - Election Day Reporting	1022	374	36.59		271	50	51	1					
325100 - Vote by Mail Reporting	1686	735	43.59		591	77	56	0					
325100 - Election Day Reporting	1686	621	36.83		498	61	59	0					
325200 - Vote by Mail Reporting	937	356	37.99		288	34	29	0					
325200 - Election Day Reporting	937	403	43.01		313	36	52	0					
325300 - Vote by Mail Reporting	1317	657	49.89		499	88	62	0					
325300 - Election Day Reporting	1317	376	28.55		287	45	44	0					
325400 - Vote by Mail Reporting	714	304	42.58		252	27	20	0					
325400 - Election Day Reporting	714	261	36.55		200	22	37	0					
325500 - Vote by Mail Reporting	810	395	48.77		311	51	32	0					
325500 - Election Day Reporting	810	257	31.73		193	23	40	0					
325510 - Vote by Mail Reporting	1365	631	46.23		485	82	50	0					
325510 - Election Day Reporting	1365	468	34.29		383	33	50	0					
325600 - Vote by Mail Reporting	804	445	55.35		354	39	40	0					
325600 - Election Day Reporting	804	206	25.62		166	17	24	0					
325700 - Vote by Mail Reporting	1289	585	45.38		465	66	47	0					
325700 - Election Day Reporting	1289	519	40.26		423	31	65	0					
325800 - Vote by Mail Reporting	1242	562	45.25		435	62	58	0					
325800 - Election Day Reporting	1242	501	40.34		411	48	41	0					
333100 - Vote by Mail Reporting	966	401	41.51		322	36	35	0					

**ALAMEDA COUNTY Statement of Vote
GENERAL ELECTION**

NON-PARTISAN MEASURE J - OAKLAND USD															
	Registration	Ballots Cast	Turnout (%)		MEASURE J - OAKLAND USD										
					BONDS YES	BONDS NO	Under Vote	Over Vote							
333100 - Election Day Reporting	966	374	38.72		298	28	47	0							
333200 - Vote by Mail Reporting	1610	753	46.77		535	111	95	0							
333200 - Election Day Reporting	1610	532	33.04		419	59	54	0							
333400 - Vote by Mail Reporting	683	279	40.85		195	47	31	0							
333400 - Election Day Reporting	683	142	20.79		91	19	32	0							
333410 - Vote by Mail Reporting	1270	666	52.44		481	129	44	0							
333410 - Election Day Reporting	1270	397	31.26		293	51	45	0							
333500 - Vote by Mail Reporting	1133	503	44.40		404	52	42	0							
333500 - Election Day Reporting	1133	440	38.83		339	33	47	0							
333510 - Vote by Mail Reporting	715	315	44.06		253	31	28	0							
333510 - Election Day Reporting	715	276	38.60		221	24	25	0							
333600 - Vote by Mail Reporting	471	239	50.74		179	31	24	0							
333600 - Election Day Reporting	471	123	26.11		97	6	20	0							
333800 - Vote by Mail Reporting	1319	528	40.03		402	65	55	0							
333800 - Election Day Reporting	1319	428	32.45		341	27	59	0							
333900 - Vote by Mail Reporting	802	302	37.66		233	39	24	0							
333900 - Election Day Reporting	802	224	27.93		160	30	34	0							
334000 - Vote by Mail Reporting	931	291	31.26		207	50	30	0							
334000 - Election Day Reporting	931	277	29.75		217	25	36	0							
334100 - Vote by Mail Reporting	1205	373	30.95		299	39	37	0							
334100 - Election Day Reporting	1205	387	32.12		297	24	64	0							
334600 - Vote by Mail Reporting	1367	492	35.99		365	87	39	0							
334600 - Election Day Reporting	1367	508	37.16		370	57	74	0							
334700 - Vote by Mail Reporting	570	174	30.53		141	22	10	0							
334700 - Election Day Reporting	570	217	38.07		172	17	28	0							
335000 - Vote by Mail Reporting	1299	411	31.64		337	48	25	0							
335000 - Election Day Reporting	1299	499	38.41		393	48	57	0							
335100 - Vote by Mail Reporting	1171	318	27.16		250	31	35	0							
335100 - Election Day Reporting	1171	465	39.71		353	39	69	0							
335200 - Vote by Mail Reporting	574	175	30.49		141	19	17	0							
335200 - Election Day Reporting	574	242	42.16		196	10	35	0							
335300 - Vote by Mail Reporting	1029	311	30.22		243	32	35	0							
335300 - Election Day Reporting	1029	399	38.78		322	26	48	0							
335400 - Vote by Mail Reporting	1376	381	27.69		306	31	40	0							
335400 - Election Day Reporting	1376	472	34.30		354	33	69	0							
335500 - Vote by Mail Reporting	529	132	24.95		106	10	16	0							
335500 - Election Day Reporting	529	230	43.48		173	18	36	0							
335700 - Vote by Mail Reporting	1018	400	39.29		309	44	39	0							
335700 - Election Day Reporting	1018	349	34.28		278	15	57	0							
335710 - Vote by Mail Reporting	699	277	39.63		203	35	32	1							
335710 - Election Day Reporting	699	250	35.77		199	17	35	0							
335810 - Vote by Mail Reporting	713	256	35.90		186	30	31	0							
335810 - Election Day Reporting	713	200	28.05		143	17	36	0							
335900 - Vote by Mail Reporting	775	205	26.45		170	16	16	0							
335900 - Election Day Reporting	775	364	46.97		310	14	41	0							
336100 - Vote by Mail Reporting	1245	400	32.13		297	62	35	0							
336100 - Election Day Reporting	1245	537	43.13		397	44	70	0							
336200 - Vote by Mail Reporting	1003	254	25.32		202	33	17	0							
336200 - Election Day Reporting	1003	444	44.27		347	21	63	0							
336400 - Vote by Mail Reporting	797	212	26.60		159	27	23	0							
336400 - Election Day Reporting	797	355	44.54		291	20	42	0							
336500 - Vote by Mail Reporting	1460	436	29.86		344	55	30	0							
336500 - Election Day Reporting	1460	589	40.34		492	33	63	1							
336600 - Vote by Mail Reporting	1317	402	30.52		292	49	52	0							
336600 - Election Day Reporting	1317	544	41.31		425	41	76	0							
336710 - Vote by Mail Reporting	1416	416	29.38		315	45	54	1							
336710 - Election Day Reporting	1416	542	38.28		409	44	85	0							
336900 - Vote by Mail Reporting	863	380	44.03		295	43	35	0							
336900 - Election Day Reporting	863	301	34.88		232	33	35	1							

**ALAMEDA COUNTY Statement of Vote
GENERAL ELECTION**

NON-PARTISAN MEASURE J - OAKLAND USD													
	Registration	Ballots Cast	Turnout (%)	MEASURE J - OAKLAND USD	BONDS YES	BONDS NO	Under Vote	Over Vote					
337000 - Vote by Mail Reporting	783	303	38.70		163	89	45	0					
337000 - Election Day Reporting	783	141	18.01		95	13	31	0					
337100 - Vote by Mail Reporting	344	110	31.98		90	8	10	1					
337100 - Election Day Reporting	344	104	30.23		84	4	16	0					
337110 - Vote by Mail Reporting	545	262	48.07		118	62	73	0					
337110 - Election Day Reporting	545	79	14.50		36	11	31	0					
337200 - Vote by Mail Reporting	481	168	34.93		119	20	20	0					
337200 - Election Day Reporting	481	157	32.64		110	13	30	1					
344000 - Vote by Mail Reporting	1005	350	34.83		243	71	30	0					
344000 - Election Day Reporting	1005	337	33.53		244	49	40	0					
344010 - Vote by Mail Reporting	686	226	32.94		172	36	10	1					
344010 - Election Day Reporting	686	215	31.34		158	20	28	0					
344100 - Vote by Mail Reporting	601	204	33.94		168	28	10	0					
344100 - Election Day Reporting	601	210	34.94		167	27	17	0					
344200 - Vote by Mail Reporting	1131	435	38.46		323	85	22	0					
344200 - Election Day Reporting	1131	424	37.49		338	38	37	0					
344400 - Vote by Mail Reporting	883	468	53.00		324	99	41	0					
344400 - Election Day Reporting	883	279	31.60		200	54	25	0					
344500 - Vote by Mail Reporting	1351	608	45.00		463	106	40	0					
344500 - Election Day Reporting	1351	480	35.53		371	58	51	0					
344600 - Vote by Mail Reporting	796	382	47.99		272	84	22	1					
344600 - Election Day Reporting	796	280	35.18		203	48	29	0					
344700 - Vote by Mail Reporting	584	340	58.22		229	84	23	0					
344700 - Election Day Reporting	584	174	29.79		132	24	18	0					
344800 - Vote by Mail Reporting	660	332	50.30		218	75	32	0					
344800 - Election Day Reporting	660	226	34.24		165	42	19	0					
344900 - Vote by Mail Reporting	820	377	45.98		273	80	20	0					
344900 - Election Day Reporting	820	264	32.20		212	29	23	0					
345000 - Vote by Mail Reporting	835	339	40.60		246	70	18	0					
345000 - Election Day Reporting	835	49	5.87		32	8	8	0					
345100 - Vote by Mail Reporting	972	392	40.33		307	54	25	0					
345100 - Election Day Reporting	972	344	35.39		260	29	54	0					
345200 - Vote by Mail Reporting	870	376	43.22		295	52	25	0					
345200 - Election Day Reporting	870	328	37.70		255	40	32	0					
345310 - Vote by Mail Reporting	750	357	47.60		246	75	32	0					
345310 - Election Day Reporting	750	265	35.33		211	20	34	0					
345400 - Vote by Mail Reporting	906	398	43.93		277	89	27	0					
345400 - Election Day Reporting	906	374	41.28		273	56	45	0					
345500 - Vote by Mail Reporting	684	304	44.44		218	59	22	0					
345500 - Election Day Reporting	684	239	34.94		186	26	27	0					
345600 - Vote by Mail Reporting	721	334	46.32		246	63	19	1					
345600 - Election Day Reporting	721	275	38.14		195	50	29	0					
345700 - Vote by Mail Reporting	788	388	49.24		269	89	23	0					
345700 - Election Day Reporting	788	254	32.23		190	44	20	0					
345800 - Vote by Mail Reporting	432	205	47.45		128	55	17	0					
345800 - Election Day Reporting	432	146	33.80		107	28	11	0					
345900 - Vote by Mail Reporting	708	355	50.14		239	80	28	0					
345900 - Election Day Reporting	708	206	29.10		148	38	17	1					
346000 - Vote by Mail Reporting	496	183	36.90		131	40	12	0					
346000 - Election Day Reporting	496	153	30.85		114	10	22	0					
346100 - Vote by Mail Reporting	847	333	39.32		242	58	30	0					
346100 - Election Day Reporting	847	269	31.76		206	31	31	0					
346200 - Vote by Mail Reporting	1233	412	33.41		310	71	27	0					
346200 - Election Day Reporting	1233	473	38.36		356	45	69	0					
347100 - Vote by Mail Reporting	668	301	45.06		224	49	27	0					
347100 - Election Day Reporting	668	217	32.49		173	20	22	0					
347200 - Vote by Mail Reporting	839	284	33.85		227	33	20	0					
347200 - Election Day Reporting	839	302	36.00		236	29	36	0					
347300 - Vote by Mail Reporting	1148	520	45.30		399	78	41	1					

**ALAMEDA COUNTY Statement of Vote
GENERAL ELECTION**

NON-PARTISAN MEASURE J - OAKLAND USD

	Registration	Ballots Cast	Turnout (%)	MEASURE J - OAKLAND USD BONDS YES	BONDS NO	Under Vote	Over Vote								
347300 - Election Day Reporting	1148	403	35.10	318	45	39	0								
353300 - Vote by Mail Reporting	527	161	30.55	129	23	8	0								
353300 - Election Day Reporting	527	214	40.61	176	11	28	0								
353310 - Vote by Mail Reporting	1105	386	34.93	299	44	39	0								
353310 - Election Day Reporting	1105	343	31.04	270	25	46	0								
353400 - Vote by Mail Reporting	811	323	39.83	266	30	21	0								
353400 - Election Day Reporting	811	284	35.02	224	26	33	0								
353500 - Vote by Mail Reporting	950	424	44.63	304	83	32	0								
353500 - Election Day Reporting	950	343	36.11	265	36	42	0								
353600 - Vote by Mail Reporting	761	285	37.45	211	46	24	0								
353600 - Election Day Reporting	761	279	36.66	218	19	40	0								
353800 - Vote by Mail Reporting	504	207	41.07	155	40	11	0								
353800 - Election Day Reporting	504	168	33.33	131	14	22	0								
353900 - Vote by Mail Reporting	1096	361	32.94	270	57	27	0								
353900 - Election Day Reporting	1096	338	30.84	247	39	51	0								
354000 - Vote by Mail Reporting	1282	390	30.42	288	65	36	0								
354000 - Election Day Reporting	1282	394	30.73	307	30	50	0								
354100 - Vote by Mail Reporting	1475	581	39.39	442	81	51	0								
354100 - Election Day Reporting	1475	469	31.80	368	40	57	0								
354110 - Vote by Mail Reporting	624	264	42.31	176	64	20	0								
354110 - Election Day Reporting	624	211	33.81	144	29	37	0								
354300 - Vote by Mail Reporting	1177	364	30.93	270	53	36	1								
354300 - Election Day Reporting	1177	372	31.61	309	19	41	0								
354400 - Vote by Mail Reporting	821	294	35.81	212	66	13	0								
354400 - Election Day Reporting	821	222	27.04	168	30	23	0								
354500 - Vote by Mail Reporting	1360	440	32.35	316	73	42	1								
354500 - Election Day Reporting	1360	412	30.29	331	28	52	0								
354700 - Vote by Mail Reporting	851	306	35.96	252	27	19	0								
354700 - Election Day Reporting	851	259	30.43	193	20	44	1								
354900 - Vote by Mail Reporting	658	208	31.61	156	31	20	0								
354900 - Election Day Reporting	658	206	31.31	170	15	21	0								
354910 - Vote by Mail Reporting	794	252	31.74	178	41	28	0								
354910 - Election Day Reporting	794	278	35.01	189	41	45	0								
355000 - Vote by Mail Reporting	690	252	36.52	166	39	29	0								
355000 - Election Day Reporting	690	216	31.30	180	21	14	0								
355100 - Vote by Mail Reporting	1099	413	37.58	320	67	20	0								
355100 - Election Day Reporting	1099	315	28.66	252	27	36	0								
356000 - Vote by Mail Reporting	933	358	38.37	257	66	25	0								
356000 - Election Day Reporting	933	295	31.62	224	30	39	1								
356200 - Vote by Mail Reporting	963	284	29.49	214	52	16	1								
356200 - Election Day Reporting	963	289	30.01	236	23	31	0								
356210 - Vote by Mail Reporting	1050	343	32.67	243	56	35	0								
356210 - Election Day Reporting	1050	378	36.00	301	43	33	0								
356500 - Vote by Mail Reporting	1178	370	31.41	264	61	36	0								
356500 - Election Day Reporting	1178	383	32.51	281	41	57	0								
361100 - Vote by Mail Reporting	565	172	30.44	130	24	17	0								
361100 - Election Day Reporting	565	203	35.93	159	18	25	0								
361130 - Vote by Mail Reporting	521	157	30.13	119	25	13	0								
361130 - Election Day Reporting	521	188	36.08	142	26	18	0								
361200 - Vote by Mail Reporting	971	254	26.16	208	18	26	0								
361200 - Election Day Reporting	971	390	40.16	316	24	46	1								
361300 - Vote by Mail Reporting	502	126	25.10	100	16	8	0								
361300 - Election Day Reporting	502	171	34.06	128	17	25	0								
361500 - Vote by Mail Reporting	1062	304	28.63	256	22	18	0								
361500 - Election Day Reporting	1062	385	36.25	320	21	45	0								
362100 - Vote by Mail Reporting	619	213	34.41	155	42	13	0								
362100 - Election Day Reporting	619	243	39.26	197	22	22	0								
362110 - Vote by Mail Reporting	1207	333	27.59	265	38	25	1								
362110 - Election Day Reporting	1207	458	37.95	363	32	63	0								

**ALAMEDA COUNTY Statement of Vote
GENERAL ELECTION**

NON-PARTISAN MEASURE J - OAKLAND USD

	Registration	Ballots Cast	Turnout (%)	MEASURE J - OAKLAND USD BONDS YES	BONDS NO	Under Vote	Over Vote								
362300 - Vote by Mail Reporting	853	315	36.93	255	30	28	0								
362300 - Election Day Reporting	853	310	36.34	244	24	43	0								
362500 - Vote by Mail Reporting	384	110	28.65	90	6	14	0								
362500 - Election Day Reporting	384	153	39.84	122	8	22	0								
362510 - Vote by Mail Reporting	901	313	34.74	241	39	27	0								
362510 - Election Day Reporting	901	345	38.29	273	34	37	0								
362600 - Vote by Mail Reporting	971	364	37.49	279	58	25	0								
362600 - Election Day Reporting	971	398	40.99	306	37	49	0								
362800 - Vote by Mail Reporting	1439	644	44.75	466	121	56	1								
362800 - Election Day Reporting	1439	539	37.46	425	50	60	0								
362900 - Vote by Mail Reporting	780	210	26.92	173	28	10	0								
362900 - Election Day Reporting	780	358	45.90	276	38	46	0								
363000 - Vote by Mail Reporting	1264	371	29.35	306	41	22	1								
363000 - Election Day Reporting	1264	470	37.18	362	50	55	0								
363100 - Vote by Mail Reporting	1166	428	36.71	325	53	44	0								
363100 - Election Day Reporting	1166	445	38.16	359	33	50	0								
363200 - Vote by Mail Reporting	682	221	32.40	176	28	18	0								
363200 - Election Day Reporting	682	247	36.22	201	20	25	0								
363310 - Vote by Mail Reporting	1330	398	29.92	298	50	41	1								
363310 - Election Day Reporting	1330	543	40.83	426	47	67	0								
363600 - Vote by Mail Reporting	1222	339	27.74	250	52	34	1								
363600 - Election Day Reporting	1222	487	39.85	385	27	74	0								
364200 - Vote by Mail Reporting	1223	647	52.90	393	207	41	0								
364200 - Election Day Reporting	1223	390	31.89	242	111	32	0								
364300 - Vote by Mail Reporting	576	276	47.92	184	70	20	0								
364300 - Election Day Reporting	576	182	31.60	129	41	11	0								
364310 - Vote by Mail Reporting	724	377	52.07	215	128	29	1								
364310 - Election Day Reporting	724	210	29.01	115	76	16	0								
364400 - Vote by Mail Reporting	1064	471	44.27	339	81	48	0								
364400 - Election Day Reporting	1064	421	39.57	312	58	47	0								
364510 - Vote by Mail Reporting	846	389	45.98	256	108	23	0								
364510 - Election Day Reporting	846	307	36.29	219	56	32	0								
364600 - Vote by Mail Reporting	1016	413	40.65	294	78	36	2								
364600 - Election Day Reporting	1016	384	37.80	275	70	38	0								
364700 - Vote by Mail Reporting	882	374	42.40	292	57	22	0								
364700 - Election Day Reporting	882	344	39.00	262	35	44	0								
364800 - Vote by Mail Reporting	670	225	33.58	173	32	18	0								
364800 - Election Day Reporting	670	249	37.16	206	19	26	0								
364900 - Vote by Mail Reporting	1332	633	47.52	428	133	62	0								
364900 - Election Day Reporting	1332	455	34.16	338	67	48	0								
365000 - Vote by Mail Reporting	603	227	37.65	170	36	18	0								
365000 - Election Day Reporting	603	234	38.81	181	22	26	0								
365200 - Vote by Mail Reporting	1066	364	34.15	289	36	31	0								
365200 - Election Day Reporting	1066	425	39.87	336	31	54	0								
373100 - Vote by Mail Reporting	787	246	31.26	202	18	24	0								
373100 - Election Day Reporting	787	293	37.23	211	20	62	0								
373400 - Vote by Mail Reporting	1361	360	26.45	263	59	36	0								
373400 - Election Day Reporting	1361	568	41.73	456	41	67	0								
373500 - Vote by Mail Reporting	739	176	23.82	136	25	15	0								
373500 - Election Day Reporting	739	302	40.87	241	26	35	0								
373900 - Vote by Mail Reporting	1027	310	30.19	240	45	20	1								
373900 - Election Day Reporting	1027	404	39.34	299	37	62	0								
400200 - Vote by Mail Reporting	780	351	45.00	235	85	27	0								
400200 - Election Day Reporting	780	327	41.92	229	58	40	0								
400300 - Vote by Mail Reporting	792	394	49.75	272	101	19	0								
400300 - Election Day Reporting	792	301	38.01	208	58	33	0								
400400 - Vote by Mail Reporting	556	287	51.62	180	79	24	0								
400400 - Election Day Reporting	556	190	34.17	141	31	18	0								
400500 - Vote by Mail Reporting	550	233	42.36	175	40	14	0								

**ALAMEDA COUNTY Statement of Vote
GENERAL ELECTION**

NON-PARTISAN MEASURE J - OAKLAND USD															
	Registration	Ballots Cast	Turnout (%)	MEASURE J - OAKLAND USD	BONDS YES	BONDS NO	Under Vote	Over Vote							
400500 - Election Day Reporting	550	221	40.18		153	39	26	0							
400600 - Vote by Mail Reporting	697	333	47.78		202	106	21	0							
400600 - Election Day Reporting	697	273	39.17		180	53	36	0							
400700 - Vote by Mail Reporting	739	338	45.74		239	69	27	0							
400700 - Election Day Reporting	739	285	38.57		209	46	25	0							
400800 - Vote by Mail Reporting	756	262	34.66		196	36	23	1							
400800 - Election Day Reporting	756	293	38.76		202	46	43	0							
400900 - Vote by Mail Reporting	1318	587	44.54		419	112	48	0							
400900 - Election Day Reporting	1318	464	35.20		345	56	60	0							
401100 - Vote by Mail Reporting	1259	477	37.89		353	82	39	0							
401100 - Election Day Reporting	1259	507	40.27		379	52	77	0							
410100 - Vote by Mail Reporting	1493	410	27.46		345	31	30	0							
410100 - Election Day Reporting	1493	526	35.23		398	48	71	0							
410300 - Vote by Mail Reporting	1112	328	29.50		257	48	17	1							
410300 - Election Day Reporting	1112	385	34.62		303	23	54	0							
410400 - Vote by Mail Reporting	1471	538	36.57		403	84	46	0							
410400 - Election Day Reporting	1471	567	38.55		419	54	79	0							
410500 - Vote by Mail Reporting	739	213	28.82		167	27	18	0							
410500 - Election Day Reporting	739	328	44.38		248	24	39	0							
410600 - Vote by Mail Reporting	925	422	45.62		300	72	40	1							
410600 - Election Day Reporting	925	288	31.14		216	28	42	0							
415000 - Vote by Mail Reporting	841	204	24.26		159	21	22	0							
415000 - Election Day Reporting	841	336	39.95		279	17	37	0							
415200 - Vote by Mail Reporting	659	199	30.20		166	22	13	0							
415200 - Election Day Reporting	659	242	36.72		197	15	29	0							
415300 - Vote by Mail Reporting	1083	363	33.52		283	53	27	0							
415300 - Election Day Reporting	1083	404	37.30		305	35	52	0							
415500 - Vote by Mail Reporting	827	243	29.38		189	35	15	0							
415500 - Election Day Reporting	827	331	40.02		243	34	42	0							
415600 - Vote by Mail Reporting	847	262	30.93		224	20	14	1							
415600 - Election Day Reporting	847	313	36.95		229	26	56	0							
415800 - Vote by Mail Reporting	723	201	27.80		162	32	7	0							
415800 - Election Day Reporting	723	284	39.28		229	28	27	0							
415900 - Vote by Mail Reporting	537	166	30.91		121	22	19	1							
415900 - Election Day Reporting	537	221	41.15		170	22	26	0							
9213000 - Vote by Mail Reporting	413	319	77.24		204	88	20	0							
9213000 - Election Day Reporting	413	8	1.94		6	1	1	0							
9215630 - Vote by Mail Reporting	207	99	47.83		81	7	9	0							
9215630 - Election Day Reporting	207	44	21.26		23	4	17	0							
9215810 - Vote by Mail Reporting	50	25	50.00		20	1	2	0							
9215810 - Election Day Reporting	50	7	14.00		7	0	0	0							
9223100 - Vote by Mail Reporting	273	239	87.55		162	55	20	0							
9223100 - Election Day Reporting	273	12	4.40		10	1	1	0							
9223110 - Vote by Mail Reporting	136	107	78.68		78	21	7	0							
9223110 - Election Day Reporting	136	5	3.68		4	0	1	0							
9224300 - Vote by Mail Reporting	185	127	68.65		107	10	10	0							
9224300 - Election Day Reporting	185	21	11.35		15	2	4	0							
9224420 - Vote by Mail Reporting	109	68	62.39		57	3	6	0							
9224420 - Election Day Reporting	109	7	6.42		6	0	1	0							
9224430 - Vote by Mail Reporting	57	33	57.89		19	9	5	0							
9224430 - Election Day Reporting	57	6	10.53		5	0	1	0							
9224710 - Vote by Mail Reporting	147	121	82.31		89	26	3	0							
9224710 - Election Day Reporting	147	1	0.68		1	0	0	0							
9224810 - Vote by Mail Reporting	251	186	74.10		133	35	15	0							
9224810 - Election Day Reporting	251	26	10.36		20	3	3	0							
9224910 - Vote by Mail Reporting	173	156	90.17		119	28	9	0							
9224910 - Election Day Reporting	173	3	1.73		2	0	1	0							
9225500 - Vote by Mail Reporting	110	77	70.00		61	8	7	0							
9225500 - Election Day Reporting	110	7	6.36		5	0	2	0							

**ALAMEDA COUNTY Statement of Vote
GENERAL ELECTION**

NON-PARTISAN MEASURE J - OAKLAND USD													
	Registration	Ballots Cast	Turnout (%)	MEASURE J - OAKLAND USD	BONDS YES	BONDS NO	Under Vote	Over Vote					
9244110 - Vote by Mail Reporting	213	186	87.32		128	40	15	0					
9244110 - Election Day Reporting	213	4	1.88		4	0	0	0					
9244910 - Vote by Mail Reporting	138	105	76.09		77	22	6	0					
9244910 - Election Day Reporting	138	7	5.07		6	1	0	0					
9325000 - Vote by Mail Reporting	295	176	59.66		146	12	15	0					
9325000 - Election Day Reporting	295	37	12.54		26	2	8	0					
9333300 - Vote by Mail Reporting	77	53	68.83		40	6	5	0					
9333300 - Election Day Reporting	77	2	2.60		2	0	0	0					
9333310 - Vote by Mail Reporting	0	0	0.00		0	0	0	0					
9333310 - Election Day Reporting	0	0	0.00		0	0	0	0					
9333420 - Vote by Mail Reporting	0	0	0.00		0	0	0	0					
9333420 - Election Day Reporting	0	0	0.00		0	0	0	0					
9333610 - Vote by Mail Reporting	67	49	73.13		42	3	4	0					
9333610 - Election Day Reporting	67	4	5.97		4	0	0	0					
9333910 - Vote by Mail Reporting	118	73	61.86		48	18	5	0					
9333910 - Election Day Reporting	118	2	1.69		2	0	0	0					
9333920 - Vote by Mail Reporting	69	45	65.22		36	5	5	0					
9333920 - Election Day Reporting	69	3	4.35		2	1	0	0					
9333930 - Vote by Mail Reporting	356	201	56.46		141	24	34	1					
9333930 - Election Day Reporting	356	22	6.18		17	0	5	0					
9334510 - Vote by Mail Reporting	2	1	50.00		1	0	0	0					
9334510 - Election Day Reporting	2	0	0.00		0	0	0	0					
9335110 - Vote by Mail Reporting	181	87	48.07		79	3	5	0					
9335110 - Election Day Reporting	181	20	11.05		16	3	1	0					
9335600 - Vote by Mail Reporting	281	121	43.06		103	7	11	1					
9335600 - Election Day Reporting	281	31	11.03		17	8	6	0					
9335800 - Vote by Mail Reporting	239	133	55.65		104	11	12	0					
9335800 - Election Day Reporting	239	20	8.37		15	0	7	0					
9335910 - Vote by Mail Reporting	110	56	50.91		47	5	2	1					
9335910 - Election Day Reporting	110	12	10.91		8	2	2	0					
9336300 - Vote by Mail Reporting	36	26	72.22		19	4	2	0					
9336300 - Election Day Reporting	36	1	2.78		0	0	1	0					
9336810 - Vote by Mail Reporting	69	50	72.46		37	9	4	0					
9336810 - Election Day Reporting	69	1	1.45		1	0	0	0					
9336910 - Vote by Mail Reporting	431	327	75.87		232	53	37	1					
9336910 - Election Day Reporting	431	17	3.94		10	0	7	0					
9345300 - Vote by Mail Reporting	171	115	67.25		97	10	5	0					
9345300 - Election Day Reporting	171	20	11.70		17	1	2	0					
9345710 - Vote by Mail Reporting	100	85	85.00		63	17	3	0					
9345710 - Election Day Reporting	100	0	0.00		0	0	0	0					
9347110 - Vote by Mail Reporting	411	216	52.55		170	31	15	0					
9347110 - Election Day Reporting	411	42	10.22		37	1	3	0					
9347210 - Vote by Mail Reporting	226	105	46.46		86	12	8	0					
9347210 - Election Day Reporting	226	28	12.39		20	0	7	0					
9355210 - Vote by Mail Reporting	257	158	61.48		122	25	7	0					
9355210 - Election Day Reporting	257	19	7.39		14	0	5	0					
9356400 - Vote by Mail Reporting	463	245	52.92		195	35	8	0					
9356400 - Election Day Reporting	463	54	11.66		37	1	18	0					
9360900 - Vote by Mail Reporting	30	10	33.33		7	3	0	0					
9360900 - Election Day Reporting	30	3	10.00		1	0	2	0					
9361000 - Vote by Mail Reporting	323	180	55.73		150	12	16	0					
9361000 - Election Day Reporting	323	26	8.05		16	2	8	0					
9361210 - Vote by Mail Reporting	0	0	0.00		0	0	0	0					
9361210 - Election Day Reporting	0	0	0.00		0	0	0	0					
9361400 - Vote by Mail Reporting	57	23	40.35		19	2	2	0					
9361400 - Election Day Reporting	57	10	17.54		8	1	1	0					
9362000 - Vote by Mail Reporting	346	171	49.42		134	19	14	0					
9362000 - Election Day Reporting	346	33	9.54		31	1	1	0					
9362210 - Vote by Mail Reporting	48	26	54.17		22	3	1	0					

**ALAMEDA COUNTY Statement of Vote
GENERAL ELECTION**

NON-PARTISAN MEASURE J - OAKLAND USD													
	Registration	Ballots Cast	Turnout (%)	MEASURE J - OAKLAND USD BONDS YES	BONDS NO	Under Vote	Over Vote						
9362210 - Election Day Reporting	48	2	4.17	1	0	1	0						
9364210 - Vote by Mail Reporting	6	3	50.00	1	2	0	0						
9364210 - Election Day Reporting	6	0	0.00	0	0	0	0						
9364320 - Vote by Mail Reporting	9	8	88.89	4	2	1	0						
9364320 - Election Day Reporting	9	0	0.00	0	0	0	0						
9364330 - Vote by Mail Reporting	31	23	74.19	17	5	2	0						
9364330 - Election Day Reporting	31	1	3.23	0	0	1	0						
9373000 - Vote by Mail Reporting	0	0	0.00	0	0	0	0						
9373000 - Election Day Reporting	0	0	0.00	0	0	0	0						
9373020 - Vote by Mail Reporting	0	0	0.00	0	0	0	0						
9373020 - Election Day Reporting	0	0	0.00	0	0	0	0						
Vote by Mail Reporting Totals	213197	88563	41.54	65783	14556	6932	51						
Election Day Reporting Totals	213197	74288	34.84	56912	8131	8801	12						
District Totals - Absentee													
District Grand Totals													
13th Congressional District	213197	162851	76.39	122695	22687	15733	63						
9th State Senatorial District	213197	162851	76.39	122695	22687	15733	63						
15th Assembly District	59698	49166	82.36	36688	7654	4275	22						
18th Assembly District	153499	113685	74.06	86007	15033	11458	41						
2nd Dist, Board of Equalization	213197	162851	76.39	122695	22687	15733	63						
3rd Supervisorial District	47044	33813	71.88	25468	4500	3480	15						
4th Supervisorial District	72856	56144	77.06	41320	9063	5222	19						
5th Supervisorial District	93297	72894	78.13	55907	9124	7031	29						
ALAMEDA	213197	162851	76.39	122695	22687	15733	63						
City of Oakland	213197	162851	76.39	122695	22687	15733	63						
Grand Totals	213197	162851	76.39	122695	22687	15733	63						