



September 11, 2013

File ID No.: 13-1898  
Agenda Date: 9/11/13  
Agenda Section: GCR/FHR  
Attachment Key: 7427

To: Board of Education

From: Dr. Gary Yee, Superintendent of Schools  
Vernon Hal, Deputy Superintendent of Business and Operations  
Sheroyne Capdeville, Compliance Coordinator, State & Federal Central Support Division

Subject: Approval and Support by the Board of Education of the District submitting the 2013-2014 Consolidated Application

**ACTION REQUESTED:**

Approval and support by the Superintendent of the District submitting the Consolidated Application for OUSD schools for the fiscal year 2013-2014 and to same, if granted, in whole or in part, pursuant to the terms and conditions therefore and to submit amendments thereto, for the entitlement year if any.

**BACKGROUND:**

The Consolidated Application for OUSD schools for the fiscal year 2013-2014 will be submitted for funding as indicated in the chart below. The Consolidated Application Part I is available for review through the Board Secretary's Office and will be electronically available within one week of the Board meeting through Legistar.

Backup Document Included	Applicant	Purpose	Time Period
	OUSD for public, charter and private schools in the district.	<p>The Consolidated Application will support various categorical school district programs including -</p> <ul style="list-style-type: none"> <li>• Title I Part A - Basic Grant</li> <li>• Title I, Part D - Delinquent</li> <li>• Title II Part A - Teacher Quality</li> <li>• Title III, Part A - Immigrant</li> <li>• Title III, Part A - LEP</li> <li>• Economic Impact Aid - SCE</li> <li>• Economic Impact Aid - LEP</li> </ul>	07/1/13-06/30/14

**RECOMMENDATION:**

Approval and support by the Superintendent of the District submitting the Consolidated Application for OUSD schools for fiscal year 2013-2014 and to accept same, if granted, in whole or in part, pursuant to the terms and conditions thereof and to submit amendments thereto, for the entitlement year, if any.

**FISCAL IMPACT:**

The total allocation in grant services will be determined by the CDE for OUSD from the funder.



**CONSOLIDATED APPLICATION AND REPORTING SYSTEM (CARS)**


Oakland Unified (01 61259 000000)

**Certification Preview**

Fiscal Year	Description	Deadline	Status	Preview
2011-12	<a href="#">Title II, Part A Fiscal Year Expenditure Report, 24 Months</a>	6/30/2013	Certified	
2011-12	<a href="#">Title III, Part A Immigrant YTD Obligations Report, 24 Months</a>	6/30/2013	Certified	
2011-12	<a href="#">Title III, Part A LEP YTD Obligations Report, 24 Months</a>	6/30/2013	Certified	
2012-13	<a href="#">Title I, Part A Notification of Authorization of School Wide Program</a>	6/30/2013	Certified	
2012-13	<a href="#">Title I, Part A Nonprofit Private School Student Demographics and Services</a>	6/30/2013	Certified	
2012-13	<a href="#">Title I, Part A School Funded Staff Report</a>	6/30/2013	Certified	
2012-13	<a href="#">Title I, Part A School Program Improvement Activities</a>	6/30/2013	Certified	
2012-13	<a href="#">Title I, Part A Program Improvement Expenditures and Reallocation Criteria</a>	6/30/2013	Certified	
2012-13	<a href="#">Title I, Part A Parental Involvement Policies</a>	6/30/2013	Certified	
2012-13	<a href="#">Title I, Part D Facilities Report</a>	6/30/2013	Certified	
2012-13	<a href="#">Title I, Part D Demographics by Program</a>	6/30/2013	Certified	
2012-13	<a href="#">Title I, Part D Outcomes</a>	6/30/2013	Certified	
2012-13	<a href="#">Title I, Part D Academic Performance</a>	6/30/2013	Certified	
2012-13	<a href="#">Title II, Part A School Class Size Reduction Report</a>	6/30/2013	Certified	
2012-13	<a href="#">Title II, Part A Fiscal Year Expenditure Report, 12 Months</a>	6/30/2013	Certified	
2012-13	<a href="#">Title III, Part A Immigrant YTD Obligations Report, 12 Months</a>	6/30/2013	Certified	
2012-13	<a href="#">Title III, Part A LEP Nonprofit Private School Reimbursement</a>	6/30/2013	Certified	
2012-13	<a href="#">Title III, Part A LEP YTD Obligations Report, 12 Months</a>	6/30/2013	Certified	
2012-13	<a href="#">Homeless Education Policy, Requirements and Implementation</a>	6/30/2013	Certified	
2013-14	<a href="#">Protected Prayer Certification</a>	6/30/2013	Certified	
2013-14	<a href="#">Application for Funding</a>	6/30/2013	Certified	
2013-14	<a href="#">Other ESEA Nonprofit Private School Participation</a>	6/30/2013	Certified	
2013-14	<a href="#">Title I Part A Nonprofit Private School Participation</a>	6/30/2013	Certified	
2013-14	<a href="#">School Student Counts, Projected</a>	6/30/2013	Certified	
2013-14	<a href="#">Economic Impact Aid School Funding Plan</a>	6/30/2013	Certified	
2013-14	<a href="#">Title I, Part A Planned School Allocations</a>	6/30/2013	Certified	
2013-14	<a href="#">Title III, Part A Immigrant Proposed Obligations</a>	6/30/2013	Certified	
2013-14	<a href="#">Title III, Part A LEP Proposed Obligations</a>	6/30/2013	Certified	
2013-14	<a href="#">Substitute System for Time Accounting</a>	5/1/2014	Certified	

**David Kakishiba**  
President, Board of Education

**Gary Yee, Ed.D.**  
Secretary, Board of Education



**2011-12 Title II, Part A FY Expenditure Report, 24 Months**

A report of year-to-date expenditures and encumbrances by activity.

**CDE Program Contact:**

Jackie Rose, Title II Leadership, [jrose@cde.ca.gov](mailto:jrose@cde.ca.gov), 916-322-9503

2011-12 Title II, Part A entitlement	\$3,795,786
Professional development	\$2,321,985
Exam and test preparation	\$408,273
Recruiting training and retaining	\$495,382
Class size reduction	\$383,764
Administrative and indirect costs	\$186,382
Other allowable expenditures or encumbrances	
Total expenditures and encumbrances	\$3,795,786
General comment (Maximum 500 characters)	

**2011-12 Title III Part A Immigrant YTD Obligations Report, 24 Months**

A report of year-to-date obligations by activity.

**CDE Program Contact:**Pamela Lucas, Language Policy & Leadership Office, [plucas@cde.ca.gov](mailto:plucas@cde.ca.gov), 916-323-5739Sandra Covarrubias, Language Policy & Leadership Office, [SCovarrubias@cde.ca.gov](mailto:SCovarrubias@cde.ca.gov), 916-319-0267**Approved Immigrant Sub-grantee Activities**

(e) ACTIVITIES BY AGENCIES EXPERIENCING SUBSTANTIAL INCREASES IN IMMIGRANT CHILDREN AND YOUTH-

(1) IN GENERAL-An eligible entity receiving funds under section 3114(d)(1) shall use the funds to pay for activities that provide enhanced instructional (opportunities for immigrant children and youth, which may include -

(A) family literacy, parent outreach, and training activities designed to assist parents to become active participants in the education of their children;

(B) support for personnel, including teacher aides who have been specifically trained, or are being trained, to provide services to immigrant children and youth;

(C) provision of tutorials, mentoring, and academic or career counseling for immigrant children and youth;

(D) identification and acquisition of curricular materials, educational software, and technologies to be used in the program carried out with funds;

**(E) basic instruction services that are directly attributable to the presence in the school district involved of immigrant children and youth, including the payment of costs of providing additional classroom supplies, costs of transportation, or such other costs as are directly attributable to such additional basic instruction services**

(F) other instruction services that are designed to assist immigrant children and youth to achieve in elementary schools and secondary schools in the United States, such as programs of introduction to the educational system and civics education; and

(G) activities, coordinated with community-based organizations, institutions of higher education, private sector entities with expertise in working with immigrants, to assist parents of immigrant children and youth by offering comprehensive community services.

2011-12 Title III, Part A Immigrant entitlement	\$229,600
<b>Object Code - Activity</b>	
1000-1999 Certificated personnel salaries	\$76,107
2000-2999 Classified Personnel Salaries	\$71,449
3000-3999 Employee Benefits	\$43,756
4000-4999 Books And Supplies	\$0
5000-5999 Services and other operating expenditures	\$33,786
Administrative And Indirect Costs	\$4,502
Total Expended Amount	\$229,600
General comment	

## 2011-12 Title III Part A Immigrant YTD Obligations Report, 24 Months

A report of year-to-date obligations by activity.

**CDE Program Contact:**

Pamela Lucas, Language Policy & Leadership Office, [plucas@cde.ca.gov](mailto:plucas@cde.ca.gov), 916-323-5739

Sandra Covarrubias, Language Policy & Leadership Office, [SCovarrubias@cde.ca.gov](mailto:SCovarrubias@cde.ca.gov), 916-319-0267

(Maximum 500 characters)

## 2011-12 Title III, Part A LEP YTD Obligations Report, 24 Months

A report of year-to-date obligations by activity.

### CDE Program Contact:

Patty Stevens, Title III Language Policy & Leadership Office, [pstevens@cde.ca.gov](mailto:pstevens@cde.ca.gov), 916-323-5838  
 Geoffrey Ndirangu, Language Policy & Leadership Office, [gndirang@cde.ca.gov](mailto:gndirang@cde.ca.gov), 916-323-5831

### Required and Authorized LEP Sub-grantee Activities

#### Required


Section 3115 (c)(1) To increase the English Proficiency by providing high-quality language instruction educational programs that are based on scientifically based research demonstrating the effectiveness of the programs.

Section 3115 (c)(2) To provide high quality professional development to classroom teachers (including teachers in classroom settings that are not the settings of language instruction educational programs), principals, administrators, and other school or community-based organizational personnel.

#### Authorized

- (1) Upgrading program objectives and effective instruction strategies.
- (2) Improving the instruction program for limited English proficient children by identifying acquiring and upgrading curricula, instruction materials, educational software, and assessment procedures.
- (3) Providing tutorials and academic or vocational education for limited English proficient children and intensified instruction.
- (4) Developing and implementing elementary school or secondary school language instruction educational programs that are coordinated with other relevant programs and services.
- (5) Improving the English proficiency and academic achievement of limited English proficient children.
- (6) Providing community participation programs, family literacy services and parent outreach and training activities to limited English proficient children and their families.

2011-12 Title III, Part A LEP entitlement	\$1,314,793
<b>Object Code - Activity</b>	
1000-1999 Certificated personnel salaries	\$559,067
2000-2999 Classified Personnel Salaries	\$191,189
3000-3999 Employee Benefits	\$327,109
4000-4999 Books And Supplies	\$148,591
5000-5999 Services and other operating expenditures	\$81,371
Administrative And Indirect Costs	\$7,466
<b>Total Expended Amount</b>	<b>\$1,314,793</b>





**2012-13 Title I, Part A Notification of Authorization of School Wide Program**

This report provides notification to CDE of a school's eligibility and local board approval to operate under and report as Schoolwide Program

**CDE Program Contact:**

Franco Rozic, Title I Monitoring & Support, [frozic@cde.ca.gov](mailto:frozic@cde.ca.gov), 916-319-0269

**Note:**

In order for CDE program staff to have visibility to all SWP authorized schools, it is important to have an Authorized Representative certify this Notification of Authorization data collection after a change is made.

School Name	School Code	Authorized	Local Board Approval Date (ex. 04/30/2013)	SIG Approval Date (ex. 04/30/2013)	Poverty Level %
ACORN Woodland Elementary	6002273	Y	07/30/2003		88.00%
Allendale Elementary	6001630	Y	01/31/1997		82.00%
Alliance Academy	0112771	Y	01/10/2007		91.00%
American Indian Public Charter	6113807	Y	03/18/2010		88.00%
American Indian Public High	0111856	Y	03/18/2010		94.00%
Bella Vista Elementary	6001655	Y	01/31/1997		90.00%
Bret Harte Middle	6056998	Y	07/30/2003		45.00%
Bridges Academy	6002075	Y	01/31/1997		92.00%
Brookfield Elementary	6001663	Y	01/31/1997		75.00%
Burckhalter Elementary	6001689	Y	07/30/2003		51.00%
Carl B. Munck Elementary	6001697	Y	07/30/2003		54.00%
Castlemont High	0125161	Y	06/30/2003		78.00%
Chabot Elementary	6001648	N			
Claremont Middle	6057004	Y	11/12/2005		61.00%
Cleveland Elementary	6001739	Y	11/30/2005		58.00%

**2012-13 Title I, Part A Notification of Authorization of School Wide Program**

This report provides notification to CDE of a school's eligibility and local board approval to operate under and report as Schoolwide Program

School Name	School Code	Authorized	Local Board Approval Date (ex. 04/30/2013)	SIG Approval Date (ex. 04/30/2013)	Poverty Level %
Coliseum College Prep Academy	0112797	Y	01/10/2007		97.00%
Community Day	0106542	Y	11/30/2005		62.00%
Community United Elementary	0115204	Y	11/19/2008		85.00%
Crocker Highlands Elementary	6001754	N			
Dewey Academy	0132688	Y	07/30/2003		74.00%
East Oakland Pride Elementary	0115600	Y	11/19/2008		40.00%
Edna Brewer Middle	6057061	Y	11/30/2005		79.00%
Elmhurst Community Prep	0112789	Y	01/10/2007		90.00%
Emerson Elementary	6001812	Y	09/09/1996		80.00%
EnCompass Academy Elementary	0102988	Y	11/30/2005		75.00%
Esperanza Elementary	6002190	Y	01/31/1997		80.00%
Franklin Elementary	6001820	Y	01/31/1997		69.00%
Fred T. Korematsu Discovery Academy	0112813	Y	01/10/2007		90.00%
Fremont High	0125716	N			
Frick Middle	6057020	Y	11/30/2005		80.00%
Fruitvale Elementary	6001838	Y	01/31/1997		84.00%
Futures Elementary	0115576	Y	11/19/2008		80.00%
Garfield Elementary	6001846	Y	01/31/1997		85.00%
Gateway to College at Laney College	0119859	N			
Glenview Elementary	6001853	Y	08/25/1999		49.00%

**2012-13 Title I, Part A Notification of Authorization of School Wide Program**

This report provides notification to CDE of a school's eligibility and local board approval to operate under and report as Schoolwide Program

School Name	School Code	Authorized	Local Board Approval Date (ex. 04/30/2013)	SIG Approval Date (ex. 04/30/2013)	Poverty Level %
Global Family	0115584	N			
Grass Valley Elementary	6001879	Y	07/30/2003		48.00%
Greenleaf Elementary	0115618	Y	03/26/2009		93.00%
Hillcrest Elementary	6001911	N			
Hillside Academy	6098701	Y	07/30/2003		77.00%
Home and Hospital Program	0121376	N			
Hoover Elementary	6057046	Y	09/09/1996		71.00%
Horace Mann Elementary	6001929	Y	01/31/1997		78.00%
Howard Elementary	6001713	Y	09/09/1996		45.00%
Independent Study, Sojourner Truth	6114011	Y	07/30/2003		64.00%
International Community	6118616	Y	07/30/2003		90.00%
Joaquin Miller Elementary	6001945	N			
Kaiser Elementary	6001895	N			
La Escuelita Elementary	6096523	Y	07/30/2003		60.00%
Lafayette Elementary	6001978	Y	07/29/1999		93.00%
Laurel Elementary	6001994	Y	07/29/1999		68.00%
LIFE Academy	0130575	Y	07/30/2003		65.00%
Lincoln Elementary	6002018	Y	01/31/1997		86.00%
Madison Middle	6066450	Y	11/30/2005		80.00%
Manzanita Community	6002042	Y	01/31/1997		79.00%

**2012-13 Title I, Part A Notification of Authorization of School Wide Program**

This report provides notification to CDE of a school's eligibility and local board approval to operate under and report as Schoolwide Program

School Name	School Code	Authorized	Local Board Approval Date (ex. 04/30/2013)	SIG Approval Date (ex. 04/30/2013)	Poverty Level %
Manzanita SEED	0110247	Y	11/30/2005		66.00%
Markham Elementary	6002059	Y	09/09/1996		86.00%
Martin Luther King, Jr. Elementary	6072235	Y	09/09/1996		90.00%
McClymonds High	0110189	Y	11/30/2005		54.00%
Melrose Leadership Academy	6118640	Y	07/31/2003		40.00%
MetWest High	0100701	N			
Montclair Elementary	6002083	N			
Montera Middle	6057079	N			
New Highland Academy	6001903	Y	09/09/1996		67.00%
Oakland Community Day Middle	0106559	N			
Oakland High	0135905	Y	07/30/2003		60.00%
Oakland International High	0115667	Y	11/19/2008		90.00%
Oakland Technical High	0136051	Y	09/24/2003		42.00%
Parker Elementary	6002091	Y	01/31/1997		87.00%
Peralta Elementary	6002109	Y	07/30/2003		60.00%
Piedmont Avenue Elementary	6002117	Y	07/29/1999		61.00%
Preparatory Literary Academy of Cultural Excellence	6002125	Y	01/31/1997		88.00%
Ralph J. Bunche High	0118653	Y	04/23/2003		76.00%
Reach Academy	0110239	Y	11/30/2005		73.00%
Redwood Heights Elementary	6002141	N			

**2012-13 Title I, Part A Notification of Authorization of School Wide Program**

This report provides notification to CDE of a school's eligibility and local board approval to operate under and report as Schoolwide Program

School Name	School Code	Authorized	Local Board Approval Date (ex. 04/30/2013)	SIG Approval Date (ex. 04/30/2013)	Poverty Level %
Rise Community	0110262	Y	11/30/2005		64.00%
Roosevelt Middle	6057087	Y	07/30/2003		88.00%
ROOTS International Academy	0112805	Y	09/14/2007		89.00%
Rudsdale Continuation	0130146	Y	07/30/2003		43.00%
Sankofa Academy	0110254	Y	11/30/2005		74.00%
Sequoia Elementary	6002174	Y	07/30/2003		61.00%
Skyline High	0137943	Y	09/24/2003		45.00%
Sobrante Park Elementary	6002182	Y	09/09/1996		80.00%
Street Academy (Alternative)	0130179	Y	07/30/2003		64.00%
Think College Now	0100792	Y	11/30/2005		72.00%
Thornhill Elementary	6002216	N			
United for Success Academy	0112763	Y	07/10/2007		90.00%
Urban Promise Academy	6118657	Y	07/30/2003		86.00%
West Oakland Middle	0115626	Y	11/19/2008		73.00%
Westlake Middle	6057095	Y	07/30/2003		86.00%
Young Adult Program	0121228	N			

The first part of the document discusses the importance of maintaining accurate records of all transactions. It emphasizes that every entry, no matter how small, should be recorded to ensure the integrity of the financial statements. The text also highlights the need for regular audits to detect any discrepancies or errors early on.

In addition, the document provides a detailed overview of the accounting cycle, which consists of eight steps: identifying the accounting cycle, analyzing the source documents, journalizing the transactions, posting to the ledger, preparing a trial balance, adjusting the accounts, preparing financial statements, and closing the books. Each step is explained in detail, with examples provided to illustrate the process.

The second part of the document focuses on the classification of assets and liabilities. It explains how to distinguish between current and long-term assets and liabilities, and how to properly value them. The text also discusses the importance of depreciation and amortization in determining the true value of these assets over time.

**CHAPTER 5: FINANCIAL STATEMENTS**

This chapter provides a comprehensive guide to the preparation and analysis of financial statements. It covers the four main types of financial statements: the balance sheet, the income statement, the statement of retained earnings, and the cash flow statement. Each statement is explained in detail, including its purpose, the information it provides, and how it is prepared.

The chapter also discusses the importance of comparing financial statements over time and across different companies to gain a better understanding of a company's financial performance. It provides tips on how to interpret the data and identify trends that may indicate potential risks or opportunities.

In addition, the chapter covers the process of auditing financial statements. It explains the role of an auditor and the steps involved in conducting an audit. The text also discusses the importance of transparency and accountability in financial reporting, and how these principles can be used to build trust with investors and other stakeholders.

Finally, the chapter concludes with a discussion of the future of financial reporting. It explores emerging trends such as the use of technology to streamline the reporting process and the increasing emphasis on sustainability and social responsibility in financial statements.

## 2012-13 Title I, Part A Nonprofit Private School Student Demographics and Services

The report lists demographics for nonprofit private school students designated as receiving Title I, Part A equitable services.

### CDE Program Contact:

Joshua Strong, Title I Policy & Program Guidance, [JStrong@cde.ca.gov](mailto:JStrong@cde.ca.gov), 916-319-0492

### Bishop O'Dowd High School (01 61259 6932784)

#### Student Counts

Male Student Count	12
Female Student Count	25
<b>Student Count Total</b>	<b>37</b>

#### Student Counts by Grade

PreKindergarten Student Count	0
Kindergarten Student Count	0
Grade 1 Student Count	0
Grade 2 Student Count	0
Grade 3 Student Count	0
Grade 4 Student Count	0
Grade 5 Student Count	0
Grade 6 Student Count	0
Grade 7 Student Count	0
Grade 8 Student Count	0
Grade 9 Student Count	37
Grade 10 Student Count	0
Grade 11 Student Count	0
Grade 12 Student Count	0
Ungraded Student Count	0
<b>Student Count by Grade Total</b>	<b>37</b>

#### Racial/Ethnic Group Counts

Hispanic or Latino, of any race	9
American Indian or Alaska Native, not Hispanic or Latino	0
Asian, not Hispanic or Latino	4
Black or African American, not Hispanic or Latino	9
Native Hawaiian or Pacific Islander, not Hispanic or Latino	0

## 2012-13 Title I, Part A Nonprofit Private School Student Demographics and Services

The report lists demographics for nonprofit private school students designated as receiving Title I, Part A equitable services.

**CDE Program Contact:**

Joshua Strong, Title I Policy & Program Guidance, [JStrong@cde.ca.gov](mailto:JStrong@cde.ca.gov), 916-319-0492

### Bishop O'Dowd High School (01 61259 6932784)

White, not Hispanic or Latino	11
Multiracial, not Hispanic or Latino	4
<b>Racial/Ethnic Group Counts Total</b>	<b>37</b>

**Other Student Counts**

Migrant Student Count	0
Students With Disabilities Count	0



## 2012-13 Title I, Part A Nonprofit Private School Student Demographics and Services

The report lists demographics for nonprofit private school students designated as receiving Title I, Part A equitable services.

**CDE Program Contact:**

Joshua Strong, Title I Policy & Program Guidance, [JStrong@cde.ca.gov](mailto:JStrong@cde.ca.gov), 916-319-0492

### Holy Names High School (01 61259 6932941)

**Student Counts**

Male Student Count	0
Female Student Count	25
<b>Student Count Total</b>	<b>25</b>

**Student Counts by Grade**

PreKindergarten Student Count	
Kindergarten Student Count	0
Grade 1 Student Count	0
Grade 2 Student Count	0
Grade 3 Student Count	0
Grade 4 Student Count	0
Grade 5 Student Count	0
Grade 6 Student Count	0
Grade 7 Student Count	0
Grade 8 Student Count	0
Grade 9 Student Count	25
Grade 10 Student Count	0
Grade 11 Student Count	0
Grade 12 Student Count	0
Ungraded Student Count	0
<b>Student Count by Grade Total</b>	<b>25</b>

**Racial/Ethnic Group Counts**

Hispanic or Latino, of any race	6
American Indian or Alaska Native, not Hispanic or Latino	0
Asian, not Hispanic or Latino	1
Black or African American, not Hispanic or Latino	13
Native Hawaiian or Pacific Islander, not Hispanic or Latino	0

## 2012-13 Title I, Part A Nonprofit Private School Student Demographics and Services

The report lists demographics for nonprofit private school students designated as receiving Title I, Part A equitable services.

**CDE Program Contact:**

Joshua Strong, Title I Policy & Program Guidance, [JStrong@cde.ca.gov](mailto:JStrong@cde.ca.gov), 916-319-0492

### Holy Names High School (01 61259 6932941)

White, not Hispanic or Latino	2
Multiracial, not Hispanic or Latino	3
<b>Racial/Ethnic Group Counts Total</b>	<b>25</b>

**Other Student Counts**

Migrant Student Count	0
Students With Disabilities Count	0

## 2012-13 Title I, Part A Nonprofit Private School Student Demographics and Services

The report lists demographics for nonprofit private school students designated as receiving Title I, Part A equitable services.

### CDE Program Contact:

Joshua Strong, Title I Policy & Program Guidance, [JStrong@cde.ca.gov](mailto:JStrong@cde.ca.gov), 916-319-0492

### Patten Academy of Christian Education (01 61259 6933022)

#### Student Counts

Male Student Count	6
Female Student Count	12
<b>Student Count Total</b>	<b>18</b>

#### Student Counts by Grade

PreKindergarten Student Count	
Kindergarten Student Count	0
Grade 1 Student Count	0
Grade 2 Student Count	1
Grade 3 Student Count	4
Grade 4 Student Count	4
Grade 5 Student Count	4
Grade 6 Student Count	4
Grade 7 Student Count	1
Grade 8 Student Count	0
Grade 9 Student Count	0
Grade 10 Student Count	0
Grade 11 Student Count	0
Grade 12 Student Count	0
Ungraded Student Count	0
<b>Student Count by Grade Total</b>	<b>18</b>

#### Racial/Ethnic Group Counts

Hispanic or Latino, of any race	7
American Indian or Alaska Native, not Hispanic or Latino	2
Asian, not Hispanic or Latino	0
Black or African American, not Hispanic or Latino	8
Native Hawaiian or Pacific Islander, not Hispanic or Latino	0

## 2012-13 Title I, Part A Nonprofit Private School Student Demographics and Services

The report lists demographics for nonprofit private school students designated as receiving Title I, Part A equitable services.

**CDE Program Contact:**

Joshua Strong, Title I Policy & Program Guidance, [JStrong@cde.ca.gov](mailto:JStrong@cde.ca.gov), 916-319-0492

**Patten Academy of Christian Education (01 61259 6933022)**

White, not Hispanic or Latino	0
Multiracial, not Hispanic or Latino	1
<b>Racial/Ethnic Group Counts Total</b>	<b>18</b>

**Other Student Counts**

Migrant Student Count	0
Students With Disabilities Count	0

## 2012-13 Title I, Part A Nonprofit Private School Student Demographics and Services

The report lists demographics for nonprofit private school students designated as receiving Title I, Part A equitable services.

### CDE Program Contact:

Joshua Strong, Title I Policy & Program Guidance, [JStrong@cde.ca.gov](mailto:JStrong@cde.ca.gov), 916-319-0492

### Saint Elizabeth High (01 61259 6933121)

#### Student Counts

Male Student Count	26
Female Student Count	22
<b>Student Count Total</b>	<b>48</b>

#### Student Counts by Grade

PreKindergarten Student Count	
Kindergarten Student Count	0
Grade 1 Student Count	0
Grade 2 Student Count	0
Grade 3 Student Count	0
Grade 4 Student Count	0
Grade 5 Student Count	0
Grade 6 Student Count	0
Grade 7 Student Count	0
Grade 8 Student Count	0
Grade 9 Student Count	17
Grade 10 Student Count	17
Grade 11 Student Count	7
Grade 12 Student Count	7
Ungraded Student Count	0
<b>Student Count by Grade Total</b>	<b>48</b>

#### Racial/Ethnic Group Counts

Hispanic or Latino, of any race	34
American Indian or Alaska Native, not Hispanic or Latino	1
Asian, not Hispanic or Latino	1
Black or African American, not Hispanic or Latino	11
Native Hawaiian or Pacific Islander, not Hispanic or Latino	0

## 2012-13 Title I, Part A Nonprofit Private School Student Demographics and Services

The report lists demographics for nonprofit private school students designated as receiving Title I, Part A equitable services.

**CDE Program Contact:**

Joshua Strong, Title I Policy & Program Guidance, [JStrong@cde.ca.gov](mailto:JStrong@cde.ca.gov), 916-319-0492

### Saint Elizabeth High (01 61259 6933121)

White, not Hispanic or Latino	0
Multiracial, not Hispanic or Latino	1
<b>Racial/Ethnic Group Counts Total</b>	<b>48</b>

**Other Student Counts**

Migrant Student Count	0
Students With Disabilities Count	16

## 2012-13 Title I, Part A Nonprofit Private School Student Demographics and Services

The report lists demographics for nonprofit private school students designated as receiving Title I, Part A equitable services.

**CDE Program Contact:**

Joshua Strong, Title I Policy & Program Guidance, [JStrong@cde.ca.gov](mailto:JStrong@cde.ca.gov), 916-319-0492

**St. Martin De Porres (01 61259 6967491)**

**Student Counts**

Male Student Count	65
Female Student Count	48
<b>Student Count Total</b>	<b>113</b>

**Student Counts by Grade**

PreKindergarten Student Count	
Kindergarten Student Count	4
Grade 1 Student Count	8
Grade 2 Student Count	9
Grade 3 Student Count	20
Grade 4 Student Count	15
Grade 5 Student Count	16
Grade 6 Student Count	12
Grade 7 Student Count	16
Grade 8 Student Count	13
Grade 9 Student Count	0
Grade 10 Student Count	0
Grade 11 Student Count	0
Grade 12 Student Count	0
Ungraded Student Count	0
<b>Student Count by Grade Total</b>	<b>113</b>

**Racial/Ethnic Group Counts**

Hispanic or Latino, of any race	61
American Indian or Alaska Native, not Hispanic or Latino	0
Asian, not Hispanic or Latino	1
Black or African American, not Hispanic or Latino	47
Native Hawaiian or Pacific Islander, not Hispanic or Latino	1

## 2012-13 Title I, Part A Nonprofit Private School Student Demographics and Services

The report lists demographics for nonprofit private school students designated as receiving Title I, Part A equitable services.

**CDE Program Contact:**

Joshua Strong, Title I Policy & Program Guidance, [JStrong@cde.ca.gov](mailto:JStrong@cde.ca.gov), 916-319-0492

### St. Martin De Porres (01 61259 6967491)

White, not Hispanic or Latino	0
Multiracial, not Hispanic or Latino	3
<b>Racial/Ethnic Group Counts Total</b>	<b>113</b>

### Other Student Counts

Migrant Student Count	0
Students With Disabilities Count	0



## 2012-13 Title I, Part A Nonprofit Private School Student Demographics and Services

The report lists demographics for nonprofit private school students designated as receiving Title I, Part A equitable services.

### CDE Program Contact:

Joshua Strong, Title I Policy & Program Guidance, [JStrong@cde.ca.gov](mailto:JStrong@cde.ca.gov), 916-319-0492

### St. Anthony School (01 61259 6967517)

#### Student Counts

Male Student Count	18
Female Student Count	15
<b>Student Count Total</b>	<b>33</b>

#### Student Counts by Grade

PreKindergarten Student Count	
Kindergarten Student Count	0
Grade 1 Student Count	7
Grade 2 Student Count	4
Grade 3 Student Count	6
Grade 4 Student Count	7
Grade 5 Student Count	9
Grade 6 Student Count	0
Grade 7 Student Count	0
Grade 8 Student Count	0
Grade 9 Student Count	0
Grade 10 Student Count	0
Grade 11 Student Count	0
Grade 12 Student Count	0
Ungraded Student Count	0
<b>Student Count by Grade Total</b>	<b>33</b>

#### Racial/Ethnic Group Counts

Hispanic or Latino, of any race	31
American Indian or Alaska Native, not Hispanic or Latino	0
Asian, not Hispanic or Latino	2
Black or African American, not Hispanic or Latino	0
Native Hawaiian or Pacific Islander, not Hispanic or Latino	0

## 2012-13 Title I, Part A Nonprofit Private School Student Demographics and Services

The report lists demographics for nonprofit private school students designated as receiving Title I, Part A equitable services.

**CDE Program Contact:**

Joshua Strong, Title I Policy & Program Guidance, [JStrong@cde.ca.gov](mailto:JStrong@cde.ca.gov), 916-319-0492

**St. Anthony School (01 61259 6967517)**

White, not Hispanic or Latino	0
Multiracial, not Hispanic or Latino	0
<b>Racial/Ethnic Group Counts Total</b>	<b>33</b>

**Other Student Counts**

Migrant Student Count	0
Students With Disabilities Count	0

## 2012-13 Title I, Part A Nonprofit Private School Student Demographics and Services

The report lists demographics for nonprofit private school students designated as receiving Title I, Part A equitable services.

### CDE Program Contact:

Joshua Strong, Title I Policy & Program Guidance, [JStrong@cde.ca.gov](mailto:JStrong@cde.ca.gov), 916-319-0492

### St. Elizabeth Elementary (01 61259 6972939)

#### Student Counts

Male Student Count	61
Female Student Count	61
<b>Student Count Total</b>	<b>122</b>

#### Student Counts by Grade

PreKindergarten Student Count	
Kindergarten Student Count	32
Grade 1 Student Count	23
Grade 2 Student Count	28
Grade 3 Student Count	12
Grade 4 Student Count	9
Grade 5 Student Count	9
Grade 6 Student Count	1
Grade 7 Student Count	7
Grade 8 Student Count	1
Grade 9 Student Count	0
Grade 10 Student Count	0
Grade 11 Student Count	0
Grade 12 Student Count	0
Ungraded Student Count	0
<b>Student Count by Grade Total</b>	<b>122</b>

#### Racial/Ethnic Group Counts

Hispanic or Latino, of any race	113
American Indian or Alaska Native, not Hispanic or Latino	0
Asian, not Hispanic or Latino	1
Black or African American, not Hispanic or Latino	8
Native Hawaiian or Pacific Islander, not Hispanic or Latino	0

## 2012-13 Title I, Part A Nonprofit Private School Student Demographics and Services

The report lists demographics for nonprofit private school students designated as receiving Title I, Part A equitable services.

**CDE Program Contact:**

Joshua Strong, Title I Policy & Program Guidance, [JStrong@cde.ca.gov](mailto:JStrong@cde.ca.gov), 916-319-0492

**St. Elizabeth Elementary (01 61259 6972939)**

White, not Hispanic or Latino	0
Multiracial, not Hispanic or Latino	0
<b>Racial/Ethnic Group Counts Total</b>	<b>122</b>

**Other Student Counts**

Migrant Student Count	0
Students With Disabilities Count	0

## 2012-13 Title I, Part A Nonprofit Private School Student Demographics and Services

The report lists demographics for nonprofit private school students designated as receiving Title I, Part A equitable services.

### CDE Program Contact:

Joshua Strong, Title I Policy & Program Guidance, [JStrong@cde.ca.gov](mailto:JStrong@cde.ca.gov), 916-319-0492

### Saint Jarlath School (01 61259 6972962)

#### Student Counts

Male Student Count	9
Female Student Count	10
<b>Student Count Total</b>	<b>19</b>

#### Student Counts by Grade

PreKindergarten Student Count	
Kindergarten Student Count	4
Grade 1 Student Count	2
Grade 2 Student Count	2
Grade 3 Student Count	3
Grade 4 Student Count	0
Grade 5 Student Count	6
Grade 6 Student Count	2
Grade 7 Student Count	0
Grade 8 Student Count	0
Grade 9 Student Count	0
Grade 10 Student Count	0
Grade 11 Student Count	0
Grade 12 Student Count	0
Ungraded Student Count	0
<b>Student Count by Grade Total</b>	<b>19</b>

#### Racial/Ethnic Group Counts

Hispanic or Latino, of any race	14
American Indian or Alaska Native, not Hispanic or Latino	0
Asian, not Hispanic or Latino	0
Black or African American, not Hispanic or Latino	3
Native Hawaiian or Pacific Islander, not Hispanic or Latino	0

## 2012-13 Title I, Part A Nonprofit Private School Student Demographics and Services

The report lists demographics for nonprofit private school students designated as receiving Title I, Part A equitable services.

**CDE Program Contact:**

Joshua Strong, Title I Policy & Program Guidance, [JStrong@cde.ca.gov](mailto:JStrong@cde.ca.gov), 916-319-0492

**Saint Jarlath School (01 61259 6972962)**

White, not Hispanic or Latino	0
Multiracial, not Hispanic or Latino	2
<b>Racial/Ethnic Group Counts Total</b>	<b>19</b>

**Other Student Counts**

Migrant Student Count	0
Students With Disabilities Count	0

## 2012-13 Title I, Part A Nonprofit Private School Student Demographics and Services

The report lists demographics for nonprofit private school students designated as receiving Title I, Part A equitable services.

**CDE Program Contact:**

Joshua Strong, Title I Policy & Program Guidance, [JStrong@cde.ca.gov](mailto:JStrong@cde.ca.gov), 916-319-0492

### St. Lawrence O'Toole Elementary (01 61259 6973002)

**Student Counts**

Male Student Count	8
Female Student Count	6
<b>Student Count Total</b>	<b>14</b>

**Student Counts by Grade**

PreKindergarten Student Count	
Kindergarten Student Count	0
Grade 1 Student Count	4
Grade 2 Student Count	3
Grade 3 Student Count	0
Grade 4 Student Count	0
Grade 5 Student Count	4
Grade 6 Student Count	1
Grade 7 Student Count	2
Grade 8 Student Count	0
Grade 9 Student Count	0
Grade 10 Student Count	0
Grade 11 Student Count	0
Grade 12 Student Count	0
Ungraded Student Count	0
<b>Student Count by Grade Total</b>	<b>14</b>

**Racial/Ethnic Group Counts**

Hispanic or Latino, of any race	2
American Indian or Alaska Native, not Hispanic or Latino	0
Asian, not Hispanic or Latino	1
Black or African American, not Hispanic or Latino	10
Native Hawaiian or Pacific Islander, not Hispanic or Latino	0

## 2012-13 Title I, Part A Nonprofit Private School Student Demographics and Services

The report lists demographics for nonprofit private school students designated as receiving Title I, Part A equitable services.

**CDE Program Contact:**

Joshua Strong, Title I Policy & Program Guidance, [JStrong@cde.ca.gov](mailto:JStrong@cde.ca.gov), 916-319-0492

**St. Lawrence O'Toole Elementary (01 61259 6973002)**

White, not Hispanic or Latino	1
Multiracial, not Hispanic or Latino	0
<b>Racial/Ethnic Group Counts Total</b>	<b>14</b>

**Other Student Counts**

Migrant Student Count	0
Students With Disabilities Count	0



## 2012-13 Title I, Part A Nonprofit Private School Student Demographics and Services

The report lists demographics for nonprofit private school students designated as receiving Title I, Part A equitable services.

**CDE Program Contact:**

Joshua Strong, Title I Policy & Program Guidance, [JStrong@cde.ca.gov](mailto:JStrong@cde.ca.gov), 916-319-0492

**Saint Leo the Great School (01 61259 6973010)**

**Student Counts**

Male Student Count	19
Female Student Count	12
<b>Student Count Total</b>	<b>31</b>

**Student Counts by Grade**

PreKindergarten Student Count	
Kindergarten Student Count	0
Grade 1 Student Count	5
Grade 2 Student Count	5
Grade 3 Student Count	4
Grade 4 Student Count	3
Grade 5 Student Count	4
Grade 6 Student Count	4
Grade 7 Student Count	6
Grade 8 Student Count	0
Grade 9 Student Count	0
Grade 10 Student Count	0
Grade 11 Student Count	0
Grade 12 Student Count	0
Ungraded Student Count	0
<b>Student Count by Grade Total</b>	<b>31</b>

**Racial/Ethnic Group Counts**

Hispanic or Latino, of any race	0
American Indian or Alaska Native, not Hispanic or Latino	2
Asian, not Hispanic or Latino	0
Black or African American, not Hispanic or Latino	29
Native Hawaiian or Pacific Islander, not Hispanic or Latino	0

## 2012-13 Title I, Part A Nonprofit Private School Student Demographics and Services

The report lists demographics for nonprofit private school students designated as receiving Title I, Part A equitable services.

**CDE Program Contact:**

Joshua Strong, Title I Policy & Program Guidance, [JStrong@cde.ca.gov](mailto:JStrong@cde.ca.gov), 916-319-0492

### Saint Leo the Great School (01 61259 6973010)

White, not Hispanic or Latino	0
Multiracial, not Hispanic or Latino	0
<b>Racial/Ethnic Group Counts Total</b>	<b>31</b>

**Other Student Counts**

Migrant Student Count	0
Students With Disabilities Count	0

## 2012-13 Title I, Part A Nonprofit Private School Student Demographics and Services

The report lists demographics for nonprofit private school students designated as receiving Title I, Part A equitable services.

### CDE Program Contact:

Joshua Strong, Title I Policy & Program Guidance, [JStrong@cde.ca.gov](mailto:JStrong@cde.ca.gov), 916-319-0492

### Saint Vincent's Day Home, Inc. (01 61259 6994107)

#### Student Counts

Male Student Count	4
Female Student Count	6
<b>Student Count Total</b>	<b>10</b>

#### Student Counts by Grade

PreKindergarten Student Count	
Kindergarten Student Count	0
Grade 1 Student Count	0
Grade 2 Student Count	0
Grade 3 Student Count	10
Grade 4 Student Count	0
Grade 5 Student Count	0
Grade 6 Student Count	0
Grade 7 Student Count	0
Grade 8 Student Count	0
Grade 9 Student Count	0
Grade 10 Student Count	0
Grade 11 Student Count	0
Grade 12 Student Count	0
Ungraded Student Count	0

**Student Count by Grade Total** 10

#### Racial/Ethnic Group Counts

Hispanic or Latino, of any race	6
American Indian or Alaska Native, not Hispanic or Latino	0
Asian, not Hispanic or Latino	0
Black or African American, not Hispanic or Latino	4
Native Hawaiian or Pacific Islander, not Hispanic or Latino	0

## 2012-13 Title I, Part A Nonprofit Private School Student Demographics and Services

The report lists demographics for nonprofit private school students designated as receiving Title I, Part A equitable services.

**CDE Program Contact:**

Joshua Strong, Title I Policy & Program Guidance, [JStrong@cde.ca.gov](mailto:JStrong@cde.ca.gov), 916-319-0492

**Saint Vincent's Day Home, Inc. (01 61259 6994107)**

White, not Hispanic or Latino	0
Multiracial, not Hispanic or Latino	0
<b>Racial/Ethnic Group Counts Total</b>	<b>10</b>

**Other Student Counts**

Migrant Student Count	0
Students With Disabilities Count	0

## 2012-13 Title I, Part A Nonprofit Private School Student Demographics and Services

The report lists demographics for nonprofit private school students designated as receiving Title I, Part A equitable services.

### CDE Program Contact:

Joshua Strong, Title I Policy & Program Guidance, [JStrong@cde.ca.gov](mailto:JStrong@cde.ca.gov), 916-319-0492

### Lincoln Child Center (01 61259 7032485)

#### Student Counts

Male Student Count	20
Female Student Count	2
<b>Student Count Total</b>	<b>22</b>

#### Student Counts by Grade

PreKindergarten Student Count	
Kindergarten Student Count	0
Grade 1 Student Count	2
Grade 2 Student Count	2
Grade 3 Student Count	2
Grade 4 Student Count	3
Grade 5 Student Count	3
Grade 6 Student Count	6
Grade 7 Student Count	3
Grade 8 Student Count	1
Grade 9 Student Count	0
Grade 10 Student Count	0
Grade 11 Student Count	0
Grade 12 Student Count	0
Ungraded Student Count	0
<b>Student Count by Grade Total</b>	<b>22</b>

#### Racial/Ethnic Group Counts

Hispanic or Latino, of any race	1
American Indian or Alaska Native, not Hispanic or Latino	0
Asian, not Hispanic or Latino	0
Black or African American, not Hispanic or Latino	20
Native Hawaiian or Pacific Islander, not Hispanic or Latino	0

## 2012-13 Title I, Part A Nonprofit Private School Student Demographics and Services

The report lists demographics for nonprofit private school students designated as receiving Title I, Part A equitable services.

**CDE Program Contact:**

Joshua Strong, Title I Policy & Program Guidance, [JStrong@cde.ca.gov](mailto:JStrong@cde.ca.gov), 916-319-0492

### Lincoln Child Center (01 61259 7032485)

White, not Hispanic or Latino	1
Multiracial, not Hispanic or Latino	0
<b>Racial/Ethnic Group Counts Total</b>	<b>22</b>

### Other Student Counts

Migrant Student Count	0
Students With Disabilities Count	0

## 2012-13 Title I, Part A Nonprofit Private School Student Demographics and Services

The report lists demographics for nonprofit private school students designated as receiving Title I, Part A equitable services.

### CDE Program Contact:

Joshua Strong, Title I Policy & Program Guidance, [JStrong@cde.ca.gov](mailto:JStrong@cde.ca.gov), 916-319-0492

### Northern Light School (01 61259 7054018)

#### Student Counts

Male Student Count	11
Female Student Count	7
<b>Student Count Total</b>	<b>18</b>

#### Student Counts by Grade

PreKindergarten Student Count	
Kindergarten Student Count	0
Grade 1 Student Count	1
Grade 2 Student Count	5
Grade 3 Student Count	2
Grade 4 Student Count	3
Grade 5 Student Count	3
Grade 6 Student Count	2
Grade 7 Student Count	1
Grade 8 Student Count	1
Grade 9 Student Count	0
Grade 10 Student Count	0
Grade 11 Student Count	0
Grade 12 Student Count	0
Ungraded Student Count	0
<b>Student Count by Grade Total</b>	<b>18</b>

#### Racial/Ethnic Group Counts

Hispanic or Latino, of any race	1
American Indian or Alaska Native, not Hispanic or Latino	0
Asian, not Hispanic or Latino	3
Black or African American, not Hispanic or Latino	13
Native Hawaiian or Pacific Islander, not Hispanic or Latino	1

## 2012-13 Title I, Part A Nonprofit Private School Student Demographics and Services

The report lists demographics for nonprofit private school students designated as receiving Title I, Part A equitable services.

**CDE Program Contact:**

Joshua Strong, Title I Policy & Program Guidance, [JStrong@cde.ca.gov](mailto:JStrong@cde.ca.gov), 916-319-0492

### Northern Light School (01 61259 7054018)

White, not Hispanic or Latino	0
Multiracial, not Hispanic or Latino	0
<b>Racial/Ethnic Group Counts Total</b>	<b>18</b>

**Other Student Counts**

Migrant Student Count	0
Students With Disabilities Count	0



## 2012-13 Title I, Part A Nonprofit Private School Student Demographics and Services

The report lists demographics for nonprofit private school students designated as receiving Title I, Part A equitable services.

**CDE Program Contact:**

Joshua Strong, Title I Policy & Program Guidance, [JStrong@cde.ca.gov](mailto:JStrong@cde.ca.gov), 916-319-0492

**Dr. Herbert Guice Christian Academy (01 61259 7095292)**

**Student Counts**

Male Student Count	9
Female Student Count	7
<b>Student Count Total</b>	<b>16</b>

**Student Counts by Grade**

PreKindergarten Student Count	0
Kindergarten Student Count	3
Grade 1 Student Count	2
Grade 2 Student Count	3
Grade 3 Student Count	2
Grade 4 Student Count	3
Grade 5 Student Count	3
Grade 6 Student Count	0
Grade 7 Student Count	0
Grade 8 Student Count	0
Grade 9 Student Count	0
Grade 10 Student Count	0
Grade 11 Student Count	0
Grade 12 Student Count	0
Ungraded Student Count	0
<b>Student Count by Grade Total</b>	<b>16</b>

**Racial/Ethnic Group Counts**

Hispanic or Latino, of any race	0
American Indian or Alaska Native, not Hispanic or Latino	0
Asian, not Hispanic or Latino	0
Black or African American, not Hispanic or Latino	16
Native Hawaiian or Pacific Islander, not Hispanic or Latino	0

## 2012-13 Title I, Part A Nonprofit Private School Student Demographics and Services

The report lists demographics for nonprofit private school students designated as receiving Title I, Part A equitable services.

**CDE Program Contact:**


Joshua Strong, Title I Policy & Program Guidance, [JStrong@cde.ca.gov](mailto:JStrong@cde.ca.gov), 916-319-0492

**Dr. Herbert Guice Christian Academy (01 61259 7095292)**

White, not Hispanic or Latino	0
Multiracial, not Hispanic or Latino	0
<b>Racial/Ethnic Group Counts Total</b>	<b>16</b>

**Other Student Counts**

Migrant Student Count	0
Students With Disabilities Count	0



### 2012-13 Title I, Part A School Funded Staff Report

To collect school level data, as required by ESEA, about teachers and instructional paraprofessionals in Title I, Part A programs.

**CDE Program Contact:**

Joshua Strong, Title I Policy & Program Guidance, [JStrong@cde.ca.gov](mailto:JStrong@cde.ca.gov), 916-319-0492

School Name	School Code	Public	Authorized SWP	New Title I, Part A Funded Teachers Hired	Non-ESEA Qualified Hired	Title I, Part A Funded Teachers (0.00)	Title I, Part A Funded FTE Paraprofessionals (0.00)	ESEA Qualified FTE Paraprofessionals (0.00)	ESEA Qualified FTE Paraprofessionals %	Title I, Part A Funded Administrators (0.00)	Title I, Part A Funded Support Staff (0.00)	Other Title I, Part A Funded Staff (0.00)
Montera Middle	6057079	Y	N	0	0	0	2	2	100.00%	0	0	0
Oakland Community Day Middle	0106559	Y	N	0	0	0	0	0		0	0	0
MetWest High	0100701	Y	N	0	0	0	0	0		0	0	0
Global Family	0115584	Y	N	0	0	0	0	0		0	0	0
Fremont High	0125716	Y	N	0	0	0	0	0		0	0	0
East Oakland Pride Elementary	0115600	Y	Y				0	0				1
Greenleaf Elementary	0115618	Y	Y				0	0				0
West Oakland Middle	0115626	Y	Y				0	0				0
Oakland International High	0115667	Y	Y				0	0				0
Ralph J. Bunche High	0118653	Y	Y				0	0				0
Castlemont High	0125161	Y	Y				0	0				0
Think College Now	0100792	Y	Y				0	0				0
EnCompass Academy Elementary	0102988	Y	Y				0	0				0
Community Day	0106542	Y	Y				0	0				0
McClymonds High	0110189	Y	Y				0	0				0
Reach Academy	0110239	Y	Y				0	0				0
Manzanita SEED	0110247	Y	Y				0	0				0
Sankofa Academy	0110254	Y	Y				0	0				0
Rise Community	0110262	Y	Y				1	1	100.00%			

## **2012-13 Title I, Part A School Funded Staff Report**

To collect school level data, as required by ESEA, about teachers and instructional paraprofessionals in Title I, Part A programs.

### 2012-13 Title I, Part A School Funded Staff Report

To collect school level data, as required by ESEA, about teachers and instructional paraprofessionals in Title I, Part A programs.

School Name	School Code	Public	Authorized SWP	New Title I, Part A Funded Teachers Hired	Non-ESEA Qualified Hired	Title I, Part A Funded Teachers (0.00)	Title I, Part A Funded FTE Paraprofessionals (0.00)	ESEA Qualified FTE Paraprofessionals (0.00)	ESEA Qualified FTE Paraprofessionals %	Title I, Part A Funded Administrators (0.00)	Title I, Part A Funded Support Staff (0.00)	Other Title I, Part A Funded Staff (0.00)
American Indian Public High	0111856	Y	Y				0	0				
United for Success Academy	0112763	Y	Y				0	0				0
Alliance Academy	0112771	Y	Y				0	0				0
Elmhurst Community Prep	0112789	Y	Y				0	0				0
Coliseum College Prep Academy	0112797	Y	Y				0	0				0
ROOTS International Academy	0112805	Y	Y				1	1	100.00%			0
Fred T. Korematsu Discovery Academy	0112813	Y	Y				0	0				2
Community United Elementary	0115204	Y	Y				0	0				0
Futures Elementary	0115576	Y	Y				0	0				0
Roosevelt Middle	6057087	Y	Y				0	0				0
Westlake Middle	6057095	Y	Y				1	1	100.00%			
Madison Middle	6066450	Y	Y				0	0				1
Martin Luther King, Jr. Elementary	6072235	Y	Y				1	1	100.00%			1
La Escuelita Elementary	6096523	Y	Y				3	3	100.00%			0
Hillside Academy	6098701	Y	Y				0	0				0
Independent Study, Sojourner Truth	6114011	Y	Y				1	1	100.00%			0
American Indian Public Charter	6113807	Y	Y				0	0				
Melrose Leadership Academy	6118640	Y	Y				0	0				0
Urban Promise Academy	6118657	Y	Y				0	0				1

## **2012-13 Title I, Part A School Funded Staff Report**

To collect school level data, as required by ESEA, about teachers and instructional paraprofessionals in Title I, Part A programs.

### 2012-13 Title I, Part A School Funded Staff Report

To collect school level data, as required by ESEA, about teachers and instructional paraprofessionals in Title I, Part A programs.

School Name	School Code	Public	Authorized SWP	New Title I, Part A Funded Teachers Hired	Non-ESEA Qualified Hired	Title I, Part A Funded Teachers (0.00)	Title I, Part A Funded FTE Paraprofessionals (0.00)	ESEA Qualified FTE Paraprofessionals (0.00)	ESEA Qualified FTE Paraprofessionals %	Title I, Part A Funded Administrators (0.00)	Title I, Part A Funded Support Staff (0.00)	Other Title I, Part A Funded Staff (0.00)
International Community	6118616	Y	Y				0	0				0
LIFE Academy	0130575	Y	Y				0	0				0
Rudsdale Continuation	0130146	Y	Y				0	0				0
Street Academy (Alternative)	0130179	Y	Y				0	0				0
Dewey Academy	0132688	Y	Y				0	0				0
Oakland High	0135905	Y	Y				0	0				1
Oakland Technical High	0136051	Y	Y				0	0				0
Skyline High	0137943	Y	Y				0	0				0
Allendale Elementary	6001630	Y	Y				0	0				0
Bella Vista Elementary	6001655	Y	Y				5	5	100.00%			2
Brookfield Elementary	6001663	Y	Y				0	0				0
Burckhalter Elementary	6001689	Y	Y				0	0				0
Carl B. Munck Elementary	6001697	Y	Y				1	1	100.00%			1
Howard Elementary	6001713	Y	Y				1	1	100.00%			0
Cleveland Elementary	6001739	Y	Y				2	2	100.00%			0
Emerson Elementary	6001812	Y	Y				0	0				0
Franklin Elementary	6001820	Y	Y				3	3	100.00%			2
Fruitvale Elementary	6001838	Y	Y				0	0				1
Garfield Elementary	6001846	Y	Y				1	1	100.00%			0
Glenview Elementary	6001853	Y	Y				4	4	100.00%			0
Grass Valley Elementary	6001879	Y	Y				1	1	100.00%			1



## **2012-13 Title I, Part A School Funded Staff Report**

To collect school level data, as required by ESEA, about teachers and instructional paraprofessionals in Title I, Part A programs.

**2012-13 Title I, Part A School Funded Staff Report**

To collect school level data, as required by ESEA, about teachers and instructional paraprofessionals in Title I, Part A programs.

School Name	School Code	Public	Authorized SWP	New Title I, Part A Funded Teachers Hired	Non-ESEA Qualified Hired	Title I, Part A Funded Teachers (0.00)	Title I, Part A Funded FTE Paraprofessionals (0.00)	ESEA Qualified FTE Paraprofessionals (0.00)	ESEA Qualified FTE Paraprofessionals %	Title I, Part A Funded Administrators (0.00)	Title I, Part A Funded Support Staff (0.00)	Other Title I, Part A Funded Staff (0.00)
New Highland Academy	6001903	Y	Y				0	0				1
Horace Mann Elementary	6001929	Y	Y				0	0				0
Lafayette Elementary	6001978	Y	Y				0	0				0
Laurel Elementary	6001994	Y	Y				1	1	100.00%			1
Lincoln Elementary	6002018	Y	Y				6	6	100.00%			0
Manzanita Community	6002042	Y	Y				0	0				1
Markham Elementary	6002059	Y	Y				0	0				1
Bridges Academy	6002075	Y	Y				2	2	100.00%			0
Parker Elementary	6002091	Y	Y				0	0				1
Peralta Elementary	6002109	Y	Y				0	0				0
Piedmont Avenue Elementary	6002117	Y	Y				1	1	100.00%			0
Preparatory Literary Academy of Cultural Excellence	6002125	Y	Y				0	0				0
Sequoia Elementary	6002174	Y	Y				0	0				0
Sobrante Park Elementary	6002182	Y	Y				0	0				0
Esperanza Elementary	6002190	Y	Y				0	0				0
ACORN Woodland Elementary	6002273	Y	Y				0	0				0
Bret Harte Middle	6056998	Y	Y				0	0				1
Claremont Middle	6057004	Y	Y				1	1	100.00%			0
Frick Middle	6057020	Y	Y				0	0				0
Hoover Elementary	6057046	Y	Y				0	0				0
Edna Brewer Middle	6057061	Y	Y				0	0				0

## **2012-13 Title I, Part A School Funded Staff Report**


To collect school level data, as required by ESEA, about teachers and instructional paraprofessionals in Title I, Part A programs.

## **2012-13 Title I, Part A School Funded Staff Report**

To collect school level data, as required by ESEA, about teachers and instructional paraprofessionals in Title I, Part A programs.

## **2012-13 Title I, Part A School Funded Staff Report**

To collect school level data, as required by ESEA, about teachers and instructional paraprofessionals in Title I, Part A programs.



**2012-13 Title I, Part A School Program Improvement Activities**

Per ESEA Section 1116, LEAs must report school level Program Improvement (PI) activities related to Title I, Part A. This includes, but is not limited to, student participation and PI compliance activities based on the number of years a school is in PI status.

**CDE Program Contact:**

Judi Brown, District Innovation and Improvement Office, [JBrown@cde.ca.gov](mailto:JBrown@cde.ca.gov), 916-319-0942  
 Stephanie Smith, Title I Policy & Program Guidance, [SSmith@cde.ca.gov](mailto:SSmith@cde.ca.gov), 916-319-0948

**Bella Vista Elementary (01 61259 6001655)**

PI Year	1
Number of students in PI school who applied for public school choice provisions of ESEA Section 1116	9
Number of new and continuing students who transferred under ESEA	9
Number of new and continuing students who transferred under state or local choice programs	0
Number of students who applied for SES	5
Number of students who received SES	0
PI Activities Exception Comment	
Additional Comments	

**2012-13 Title I, Part A School Program Improvement Activities**

Per ESEA Section 1116, LEAs must report school level Program Improvement (PI) activities related to Title I, Part A. This includes, but is not limited to, student participation and PI compliance activities based on the number of years a school is in PI status.

**CDE Program Contact:**

Judi Brown, District Innovation and Improvement Office, [JBrown@cde.ca.gov](mailto:JBrown@cde.ca.gov), 916-319-0942  
 Stephanie Smith, Title I Policy & Program Guidance, [SSmith@cde.ca.gov](mailto:SSmith@cde.ca.gov), 916-319-0948

**Bridges Academy (01 61259 6002075)**

PI Year	1
Number of students in PI school who applied for public school choice provisions of ESEA Section 1116	2
Number of new and continuing students who transferred under ESEA	2
Number of new and continuing students who transferred under state or local choice programs	0
Number of students who applied for SES	38
Number of students who received SES	0
PI Activities Exception Comment	
Additional Comments	



**2012-13 Title I, Part A School Program Improvement Activities**

Per ESEA Section 1116, LEAs must report school level Program Improvement (PI) activities related to Title I, Part A. This includes, but is not limited to, student participation and PI compliance activities based on the number of years a school is in PI status.

**CDE Program Contact:**

Judi Brown, District Innovation and Improvement Office, [JBrown@cde.ca.gov](mailto:JBrown@cde.ca.gov), 916-319-0942  
 Stephanie Smith, Title I Policy & Program Guidance, [SSmith@cde.ca.gov](mailto:SSmith@cde.ca.gov), 916-319-0948

**Carl B. Munck Elementary (01 61259 6001697)**

PI Year	1
Number of students in PI school who applied for public school choice provisions of ESEA Section 1116	5
Number of new and continuing students who transferred under ESEA	5
Number of new and continuing students who transferred under state or local choice programs	0
Number of students who applied for SES	1
Number of students who received SES	0
PI Activities Exception Comment	
Additional Comments	

### 2012-13 Title I, Part A School Program Improvement Activities

Per ESEA Section 1116, LEAs must report school level Program Improvement (PI) activities related to Title I, Part A. This includes, but is not limited to, student participation and PI compliance activities based on the number of years a school is in PI status.

**CDE Program Contact:**

Judi Brown, District Innovation and Improvement Office, [JBrown@cde.ca.gov](mailto:JBrown@cde.ca.gov), 916-319-0942  
 Stephanie Smith, Title I Policy & Program Guidance, [SSmith@cde.ca.gov](mailto:SSmith@cde.ca.gov), 916-319-0948

**Futures Elementary (01 61259 0115576)**

PI Year	1
Number of students in PI school who applied for public school choice provisions of ESEA Section 1116	14
Number of new and continuing students who transferred under ESEA	14
Number of new and continuing students who transferred under state or local choice programs	0
Number of students who applied for SES	6
Number of students who received SES	0
PI Activities Exception Comment	
Additional Comments	

## 2012-13 Title I, Part A School Program Improvement Activities

Per ESEA Section 1116, LEAs must report school level Program Improvement (PI) activities related to Title I, Part A. This includes, but is not limited to, student participation and PI compliance activities based on the number of years a school is in PI status.

### CDE Program Contact:

Judi Brown, District Innovation and Improvement Office, [JBrown@cde.ca.gov](mailto:JBrown@cde.ca.gov), 916-319-0942  
 Stephanie Smith, Title I Policy & Program Guidance, [SSmith@cde.ca.gov](mailto:SSmith@cde.ca.gov), 916-319-0948

### Greenleaf Elementary (01 61259 0115618)

PI Year	1
Number of students in PI school who applied for public school choice provisions of ESEA Section 1116	3
Number of new and continuing students who transferred under ESEA	3
Number of new and continuing students who transferred under state or local choice programs	0
Number of students who applied for SES	8
Number of students who received SES	0
PI Activities Exception Comment	
Additional Comments	

### 2012-13 Title I, Part A School Program Improvement Activities

Per ESEA Section 1116, LEAs must report school level Program Improvement (PI) activities related to Title I, Part A. This includes, but is not limited to, student participation and PI compliance activities based on the number of years a school is in PI status.

**CDE Program Contact:**

Judi Brown, District Innovation and Improvement Office, [JBrown@cde.ca.gov](mailto:JBrown@cde.ca.gov), 916-319-0942  
 Stephanie Smith, Title I Policy & Program Guidance, [SSmith@cde.ca.gov](mailto:SSmith@cde.ca.gov), 916-319-0948

**Horace Mann Elementary (01 61259 6001929)**

PI Year	1
Number of students in PI school who applied for public school choice provisions of ESEA Section 1116	5
Number of new and continuing students who transferred under ESEA	5
Number of new and continuing students who transferred under state or local choice programs	0
Number of students who applied for SES	28
Number of students who received SES	0
PI Activities Exception Comment	
Additional Comments	

### 2012-13 Title I, Part A School Program Improvement Activities

Per ESEA Section 1116, LEAs must report school level Program Improvement (PI) activities related to Title I, Part A. This includes, but is not limited to, student participation and PI compliance activities based on the number of years a school is in PI status.

**CDE Program Contact:**

Judi Brown, District Innovation and Improvement Office, [JBrown@cde.ca.gov](mailto:JBrown@cde.ca.gov), 916-319-0942  
 Stephanie Smith, Title I Policy & Program Guidance, [SSmith@cde.ca.gov](mailto:SSmith@cde.ca.gov), 916-319-0948

**Manzanita SEED (01 61259 0110247)**

PI Year	1
Number of students in PI school who applied for public school choice provisions of ESEA Section 1116	2
Number of new and continuing students who transferred under ESEA	2
Number of new and continuing students who transferred under state or local choice programs	0
Number of students who applied for SES	38
Number of students who received SES	0
PI Activities Exception Comment	
Additional Comments	

### 2012-13 Title I, Part A School Program Improvement Activities

Per ESEA Section 1116, LEAs must report school level Program Improvement (PI) activities related to Title I, Part A. This includes, but is not limited to, student participation and PI compliance activities based on the number of years a school is in PI status.

**CDE Program Contact:**

Judi Brown, District Innovation and Improvement Office, [JBrown@cde.ca.gov](mailto:JBrown@cde.ca.gov), 916-319-0942  
 Stephanie Smith, Title I Policy & Program Guidance, [SSmith@cde.ca.gov](mailto:SSmith@cde.ca.gov), 916-319-0948

**Montera Middle (01 61259 6057079)**

PI Year	1
Number of students in PI school who applied for public school choice provisions of ESEA Section 1116	0
Number of new and continuing students who transferred under ESEA	0
Number of new and continuing students who transferred under state or local choice programs	0
Number of students who applied for SES	6
Number of students who received SES	0
PI Activities Exception Comment	For a school to qualify for SES they must be PI year 2 or higher.
Additional Comments	

## 2012-13 Title I, Part A School Program Improvement Activities

Per ESEA Section 1116, LEAs must report school level Program Improvement (PI) activities related to Title I, Part A. This includes, but is not limited to, student participation and PI compliance activities based on the number of years a school is in PI status.

### CDE Program Contact:

Judi Brown, District Innovation and Improvement Office, [JBrown@cde.ca.gov](mailto:JBrown@cde.ca.gov), 916-319-0942  
 Stephanie Smith, Title I Policy & Program Guidance, [SSmith@cde.ca.gov](mailto:SSmith@cde.ca.gov), 916-319-0948

### New Highland Academy (01 61259 6001903)

PI Year	1
Number of students in PI school who applied for public school choice provisions of ESEA Section 1116	3
Number of new and continuing students who transferred under ESEA	3
Number of new and continuing students who transferred under state or local choice programs	0
Number of students who applied for SES	11
Number of students who received SES	0
PI Activities Exception Comment	
Additional Comments	

### 2012-13 Title I, Part A School Program Improvement Activities

Per ESEA Section 1116, LEAs must report school level Program Improvement (PI) activities related to Title I, Part A. This includes, but is not limited to, student participation and PI compliance activities based on the number of years a school is in PI status.

**CDE Program Contact:**

Judi Brown, District Innovation and Improvement Office, [JBrown@cde.ca.gov](mailto:JBrown@cde.ca.gov), 916-319-0942  
 Stephanie Smith, Title I Policy & Program Guidance, [SSmith@cde.ca.gov](mailto:SSmith@cde.ca.gov), 916-319-0948

**Sankofa Academy (01 61259 0110254)**

PI Year	1
Number of students in PI school who applied for public school choice provisions of ESEA Section 1116	16
Number of new and continuing students who transferred under ESEA	9
Number of new and continuing students who transferred under state or local choice programs	0
Number of students who applied for SES	16
Number of students who received SES	0
PI Activities Exception Comment	
Additional Comments	



### 2012-13 Title I, Part A School Program Improvement Activities

Per ESEA Section 1116, LEAs must report school level Program Improvement (PI) activities related to Title I, Part A. This includes, but is not limited to, student participation and PI compliance activities based on the number of years a school is in PI status.

**CDE Program Contact:**

Judi Brown, District Innovation and Improvement Office, [JBrown@cde.ca.gov](mailto:JBrown@cde.ca.gov), 916-319-0942  
 Stephanie Smith, Title I Policy & Program Guidance, [SSmith@cde.ca.gov](mailto:SSmith@cde.ca.gov), 916-319-0948

**Think College Now (01 61259 0100792)**

PI Year	1
Number of students in PI school who applied for public school choice provisions of ESEA Section 1116	1
Number of new and continuing students who transferred under ESEA	1
Number of new and continuing students who transferred under state or local choice programs	0
Number of students who applied for SES	43
Number of students who received SES	0
PI Activities Exception Comment	
Additional Comments	

### 2012-13 Title I, Part A School Program Improvement Activities

Per ESEA Section 1116, LEAs must report school level Program Improvement (PI) activities related to Title I, Part A. This includes, but is not limited to, student participation and PI compliance activities based on the number of years a school is in PI status.

**CDE Program Contact:**

Judi Brown, District Innovation and Improvement Office, [JBrown@cde.ca.gov](mailto:JBrown@cde.ca.gov), 916-319-0942  
 Stephanie Smith, Title I Policy & Program Guidance, [SSmith@cde.ca.gov](mailto:SSmith@cde.ca.gov), 916-319-0948

**East Oakland Pride Elementary (01 61259 0115600)**

PI Year	2
Number of students in PI school who applied for public school choice provisions of ESEA Section 1116	30
Number of new and continuing students who transferred under ESEA	12
Number of new and continuing students who transferred under state or local choice programs	0
Number of students who applied for SES	137
Number of students who received SES	126
PI Activities Exception Comment	
Additional Comments	

## 2012-13 Title I, Part A School Program Improvement Activities

Per ESEA Section 1116, LEAs must report school level Program Improvement (PI) activities related to Title I, Part A. This includes, but is not limited to, student participation and PI compliance activities based on the number of years a school is in PI status.

### CDE Program Contact:

Judi Brown, District Innovation and Improvement Office, [JBrown@cde.ca.gov](mailto:JBrown@cde.ca.gov), 916-319-0942  
 Stephanie Smith, Title I Policy & Program Guidance, [SSmith@cde.ca.gov](mailto:SSmith@cde.ca.gov), 916-319-0948

### Emerson Elementary (01 61259 6001812)

PI Year	2
Number of students in PI school who applied for public school choice provisions of ESEA Section 1116	38
Number of new and continuing students who transferred under ESEA	18
Number of new and continuing students who transferred under state or local choice programs	0
Number of students who applied for SES	113
Number of students who received SES	100
PI Activities Exception Comment	
Additional Comments	

### 2012-13 Title I, Part A School Program Improvement Activities

Per ESEA Section 1116, LEAs must report school level Program Improvement (PI) activities related to Title I, Part A. This includes, but is not limited to, student participation and PI compliance activities based on the number of years a school is in PI status.

**CDE Program Contact:**

Judi Brown, District Innovation and Improvement Office, [JBrown@cde.ca.gov](mailto:JBrown@cde.ca.gov), 916-319-0942  
 Stephanie Smith, Title I Policy & Program Guidance, [SSmith@cde.ca.gov](mailto:SSmith@cde.ca.gov), 916-319-0948

**Grass Valley Elementary (01 61259 6001879)**

PI Year	2
Number of students in PI school who applied for public school choice provisions of ESEA Section 1116	49
Number of new and continuing students who transferred under ESEA	13
Number of new and continuing students who transferred under state or local choice programs	0
Number of students who applied for SES	55
Number of students who received SES	38
PI Activities Exception Comment	
Additional Comments	

### 2012-13 Title I, Part A School Program Improvement Activities

Per ESEA Section 1116, LEAs must report school level Program Improvement (PI) activities related to Title I, Part A. This includes, but is not limited to, student participation and PI compliance activities based on the number of years a school is in PI status.

**CDE Program Contact:**

Judi Brown, District Innovation and Improvement Office, [JBrown@cde.ca.gov](mailto:JBrown@cde.ca.gov), 916-319-0942  
 Stephanie Smith, Title I Policy & Program Guidance, [SSmith@cde.ca.gov](mailto:SSmith@cde.ca.gov), 916-319-0948

**LIFE Academy (01 61259 0130575)**

PI Year	2
Number of students in PI school who applied for public school choice provisions of ESEA Section 1116	0
Number of new and continuing students who transferred under ESEA	0
Number of new and continuing students who transferred under state or local choice programs	0
Number of students who applied for SES	6
Number of students who received SES	1
PI Activities Exception Comment	For a school to qualify for SES they must be PI year 2 or higher.
Additional Comments	

### 2012-13 Title I, Part A School Program Improvement Activities

Per ESEA Section 1116, LEAs must report school level Program Improvement (PI) activities related to Title I, Part A. This includes, but is not limited to, student participation and PI compliance activities based on the number of years a school is in PI status.

**CDE Program Contact:**

Judi Brown, District Innovation and Improvement Office, [JBrown@cde.ca.gov](mailto:JBrown@cde.ca.gov), 916-319-0942  
 Stephanie Smith, Title I Policy & Program Guidance, [SSmith@cde.ca.gov](mailto:SSmith@cde.ca.gov), 916-319-0948

**MetWest High (01 61259 0100701)**

PI Year	2
Number of students in PI school who applied for public school choice provisions of ESEA Section 1116	0
Number of new and continuing students who transferred under ESEA	0
Number of new and continuing students who transferred under state or local choice programs	0
Number of students who applied for SES	1
Number of students who received SES	1
PI Activities Exception Comment	For a school to qualify for SES they must be PI year 2 or higher.
Additional Comments	

**2012-13 Title I, Part A School Program Improvement Activities**

Per ESEA Section 1116, LEAs must report school level Program Improvement (PI) activities related to Title I, Part A. This includes, but is not limited to, student participation and PI compliance activities based on the number of years a school is in PI status.

**CDE Program Contact:**

Judi Brown, District Innovation and Improvement Office, [JBrown@cde.ca.gov](mailto:JBrown@cde.ca.gov), 916-319-0942  
 Stephanie Smith, Title I Policy & Program Guidance, [SSmith@cde.ca.gov](mailto:SSmith@cde.ca.gov), 916-319-0948

**Preparatory Literary Academy of Cultural Excellence (01 61259 6002125)**

PI Year	2
Number of students in PI school who applied for public school choice provisions of ESEA Section 1116	6
Number of new and continuing students who transferred under ESEA	3
Number of new and continuing students who transferred under state or local choice programs	0
Number of students who applied for SES	0
Number of students who received SES	0
PI Activities Exception Comment	For a school to qualify for SES they must be PI year 2 or higher.
Additional Comments	

**2012-13 Title I, Part A School Program Improvement Activities**

Per ESEA Section 1116, LEAs must report school level Program Improvement (PI) activities related to Title I, Part A. This includes, but is not limited to, student participation and PI compliance activities based on the number of years a school is in PI status.

**CDE Program Contact:**

Judi Brown, District Innovation and Improvement Office, [JBrown@cde.ca.gov](mailto:JBrown@cde.ca.gov), 916-319-0942  
 Stephanie Smith, Title I Policy & Program Guidance, [SSmith@cde.ca.gov](mailto:SSmith@cde.ca.gov), 916-319-0948

**Sobrante Park Elementary (01 61259 6002182)**

PI Year	2
Number of students in PI school who applied for public school choice provisions of ESEA Section 1116	13
Number of new and continuing students who transferred under ESEA	8
Number of new and continuing students who transferred under state or local choice programs	0
Number of students who applied for SES	14
Number of students who received SES	7
PI Activities Exception Comment	
Additional Comments	



### 2012-13 Title I, Part A School Program Improvement Activities

Per ESEA Section 1116, LEAs must report school level Program Improvement (PI) activities related to Title I, Part A. This includes, but is not limited to, student participation and PI compliance activities based on the number of years a school is in PI status.

**CDE Program Contact:**

Judi Brown, District Innovation and Improvement Office, [JBrown@cde.ca.gov](mailto:JBrown@cde.ca.gov), 916-319-0942  
 Stephanie Smith, Title I Policy & Program Guidance, [SSmith@cde.ca.gov](mailto:SSmith@cde.ca.gov), 916-319-0948

**West Oakland Middle (01 61259 0115626)**

PI Year	2
Number of students in PI school who applied for public school choice provisions of ESEA Section 1116	1
Number of new and continuing students who transferred under ESEA	0
Number of new and continuing students who transferred under state or local choice programs	0
Number of students who applied for SES	128
Number of students who received SES	76
PI Activities Exception Comment	
Additional Comments	

**2012-13 Title I, Part A School Program Improvement Activities**

Per ESEA Section 1116, LEAs must report school level Program Improvement (PI) activities related to Title I, Part A. This includes, but is not limited to, student participation and PI compliance activities based on the number of years a school is in PI status.

**CDE Program Contact:**

Judi Brown, District Innovation and Improvement Office, [JBrown@cde.ca.gov](mailto:JBrown@cde.ca.gov), 916-319-0942  
 Stephanie Smith, Title I Policy & Program Guidance, [SSmith@cde.ca.gov](mailto:SSmith@cde.ca.gov), 916-319-0948

**Franklin Elementary (01 61259 6001820)**

PI Year	3
Number of students in PI school who applied for public school choice provisions of ESEA Section 1116	57
Number of new and continuing students who transferred under ESEA	19
Number of new and continuing students who transferred under state or local choice programs	0
Number of students who applied for SES	425
Number of students who received SES	404
PI Activities Exception Comment	
Additional Comments	

**For PI schools in Year 3, the LEA implemented at least one of the following (check all that apply)**

Replaced school staff relevant to the failure of make adequate yearly progress (AYP)	N
Implemented a new curriculum, including appropriate professional development	N
Decreased management authority	N
Appointed an outside expert to advise the school on making AYP based on its school plan	N
Extended school year or day	Y
Restructured the internal organizational structure	N
Provide a description of internal organizational restructure activities	

### 2012-13 Title I, Part A School Program Improvement Activities

Per ESEA Section 1116, LEAs must report school level Program Improvement (PI) activities related to Title I, Part A. This includes, but is not limited to, student participation and PI compliance activities based on the number of years a school is in PI status.

**CDE Program Contact:**

Judi Brown, District Innovation and Improvement Office, [JBrown@cde.ca.gov](mailto:JBrown@cde.ca.gov), 916-319-0942  
 Stephanie Smith, Title I Policy & Program Guidance, [SSmith@cde.ca.gov](mailto:SSmith@cde.ca.gov), 916-319-0948

**Fruitvale Elementary (01 61259 6001838)**

PI Year	3
Number of students in PI school who applied for public school choice provisions of ESEA Section 1116	42
Number of new and continuing students who transferred under ESEA	7
Number of new and continuing students who transferred under state or local choice programs	0
Number of students who applied for SES	282
Number of students who received SES	262
PI Activities Exception Comment	
Additional Comments	

**For PI schools in Year 3, the LEA implemented at least one of the following (check all that apply)**

Replaced school staff relevant to the failure of make adequate yearly progress (AYP)	N
Implemented a new curriculum, including appropriate professional development	N
Decreased management authority	N
Appointed an outside expert to advise the school on making AYP based on its school plan	N
Extended school year or day	Y
Restructured the internal organizational structure	N
Provide a description of internal organizational restructure activities	

**2012-13 Title I, Part A School Program Improvement Activities**

Per ESEA Section 1116, LEAs must report school level Program Improvement (PI) activities related to Title I, Part A. This includes, but is not limited to, student participation and PI compliance activities based on the number of years a school is in PI status.

**CDE Program Contact:**

Judi Brown, District Innovation and Improvement Office, [JBrown@cde.ca.gov](mailto:JBrown@cde.ca.gov), 916-319-0942  
 Stephanie Smith, Title I Policy & Program Guidance, [SSmith@cde.ca.gov](mailto:SSmith@cde.ca.gov), 916-319-0948

**Laurel Elementary (01 61259 6001994)**

PI Year	3
Number of students in PI school who applied for public school choice provisions of ESEA Section 1116	49
Number of new and continuing students who transferred under ESEA	5
Number of new and continuing students who transferred under state or local choice programs	0
Number of students who applied for SES	129
Number of students who received SES	108
PI Activities Exception Comment	
Additional Comments	

**For PI schools in Year 3, the LEA implemented at least one of the following (check all that apply)**

Replaced school staff relevant to the failure of make adequate yearly progress (AYP)	N
Implemented a new curriculum, including appropriate professional development	N
Decreased management authority	N
Appointed an outside expert to advise the school on making AYP based on its school plan	N
Extended school year or day	Y
Restructured the internal organizational structure	N
Provide a description of internal organizational restructure activities	

**2012-13 Title I, Part A School Program Improvement Activities**

Per ESEA Section 1116, LEAs must report school level Program Improvement (PI) activities related to Title I, Part A. This includes, but is not limited to, student participation and PI compliance activities based on the number of years a school is in PI status.

**CDE Program Contact:**

Judi Brown, District Innovation and Improvement Office, [JBrown@cde.ca.gov](mailto:JBrown@cde.ca.gov), 916-319-0942  
 Stephanie Smith, Title I Policy & Program Guidance, [SSmith@cde.ca.gov](mailto:SSmith@cde.ca.gov), 916-319-0948

**Oakland International High (01 61259 0115667)**

PI Year	3
Number of students in PI school who applied for public school choice provisions of ESEA Section 1116	3
Number of new and continuing students who transferred under ESEA	0
Number of new and continuing students who transferred under state or local choice programs	0
Number of students who applied for SES	33
Number of students who received SES	32
PI Activities Exception Comment	
Additional Comments	

**For PI schools in Year 3, the LEA implemented at least one of the following (check all that apply)**

Replaced school staff relevant to the failure of make adequate yearly progress (AYP)	N
Implemented a new curriculum, including appropriate professional development	N
Decreased management authority	N
Appointed an outside expert to advise the school on making AYP based on its school plan	N
Extended school year or day	Y
Restructured the internal organizational structure	N
Provide a description of internal organizational restructure activities	

### 2012-13 Title I, Part A School Program Improvement Activities

Per ESEA Section 1116, LEAs must report school level Program Improvement (PI) activities related to Title I, Part A. This includes, but is not limited to, student participation and PI compliance activities based on the number of years a school is in PI status.

**CDE Program Contact:**

Judi Brown, District Innovation and Improvement Office, [JBrown@cde.ca.gov](mailto:JBrown@cde.ca.gov), 916-319-0942  
 Stephanie Smith, Title I Policy & Program Guidance, [SSmith@cde.ca.gov](mailto:SSmith@cde.ca.gov), 916-319-0948

**Ralph J. Bunche High (01 61259 0118653)**

PI Year	3
Number of students in PI school who applied for public school choice provisions of ESEA Section 1116	0
Number of new and continuing students who transferred under ESEA	0
Number of new and continuing students who transferred under state or local choice programs	0
Number of students who applied for SES	55
Number of students who received SES	55
PI Activities Exception Comment	For a school to qualify for SES they must be PI year 2 or higher.
Additional Comments	

**For PI schools in Year 3, the LEA implemented at least one of the following (check all that apply)**

Replaced school staff relevant to the failure of make adequate yearly progress (AYP)	N
Implemented a new curriculum, including appropriate professional development	N
Decreased management authority	N
Appointed an outside expert to advise the school on making AYP based on its school plan	N
Extended school year or day	Y
Restructured the internal organizational structure	N
Provide a description of internal organizational restructure activities	

**2012-13 Title I, Part A School Program Improvement Activities**

Per ESEA Section 1116, LEAs must report school level Program Improvement (PI) activities related to Title I, Part A. This includes, but is not limited to, student participation and PI compliance activities based on the number of years a school is in PI status.

**CDE Program Contact:**

Judi Brown, District Innovation and Improvement Office, [JBrown@cde.ca.gov](mailto:JBrown@cde.ca.gov), 916-319-0942  
 Stephanie Smith, Title I Policy & Program Guidance, [SSmith@cde.ca.gov](mailto:SSmith@cde.ca.gov), 916-319-0948

**Reach Academy (01 61259 0110239)**

PI Year	3
Number of students in PI school who applied for public school choice provisions of ESEA Section 1116	14
Number of new and continuing students who transferred under ESEA	6
Number of new and continuing students who transferred under state or local choice programs	0
Number of students who applied for SES	168
Number of students who received SES	128
PI Activities Exception Comment	
Additional Comments	

**For PI schools in Year 3, the LEA implemented at least one of the following (check all that apply)**

Replaced school staff relevant to the failure of make adequate yearly progress (AYP)	N
Implemented a new curriculum, including appropriate professional development	N
Decreased management authority	N
Appointed an outside expert to advise the school on making AYP based on its school plan	N
Extended school year or day	Y
Restructured the internal organizational structure	N
Provide a description of internal organizational restructure activities	

**2012-13 Title I, Part A School Program Improvement Activities**

Per ESEA Section 1116, LEAs must report school level Program Improvement (PI) activities related to Title I, Part A. This includes, but is not limited to, student participation and PI compliance activities based on the number of years a school is in PI status.

**CDE Program Contact:**

Judi Brown, District Innovation and Improvement Office, [JBrown@cde.ca.gov](mailto:JBrown@cde.ca.gov), 916-319-0942  
 Stephanie Smith, Title I Policy & Program Guidance, [SSmith@cde.ca.gov](mailto:SSmith@cde.ca.gov), 916-319-0948

**Elmhurst Community Prep (01 61259 0112789)**

PI Year	4
Number of students in PI school who applied for public school choice provisions of ESEA Section 1116	34
Number of new and continuing students who transferred under ESEA	0
Number of new and continuing students who transferred under state or local choice programs	0
Number of students who applied for SES	76
Number of students who received SES	62
PI Activities Exception Comment	
Additional Comments	

**For PI schools in Year 4, the LEA developed an alternative governance plan which included at least one of the following (check all that apply)**

Plan to reopen school as a public charter school	N
Plan to replaced all or most of the staff	N
Plan to contracted with an outside entity to operate the school	N
Plan to instituted major restructuring activities	Y
Provide a description of restructure activities	Fully implement Response To Intervention (RTI) structures for both academics and behavior, including embedding acceleration courses into he schedule so that all students may receive targeted instruction without missing out on core academics. Implement ro



### 2012-13 Title I, Part A School Program Improvement Activities

Per ESEA Section 1116, LEAs must report school level Program Improvement (PI) activities related to Title I, Part A. This includes, but is not limited to, student participation and PI compliance activities based on the number of years a school is in PI status.

**CDE Program Contact:**

Judi Brown, District Innovation and Improvement Office, [JBrown@cde.ca.gov](mailto:JBrown@cde.ca.gov), 916-319-0942  
 Stephanie Smith, Title I Policy & Program Guidance, [SSmith@cde.ca.gov](mailto:SSmith@cde.ca.gov), 916-319-0948

**Global Family (01 61259 0115584)**

PI Year	4
Number of students in PI school who applied for public school choice provisions of ESEA Section 1116	6
Number of new and continuing students who transferred under ESEA	4
Number of new and continuing students who transferred under state or local choice programs	0
Number of students who applied for SES	274
Number of students who received SES	254
PI Activities Exception Comment	
Additional Comments	

**For PI schools in Year 4, the LEA developed an alternative governance plan which included at least one of the following (check all that apply)**

Plan to reopen school as a public charter school	N
Plan to replaced all or most of the staff	N
Plan to contracted with an outside entity to operate the school	N
Plan to instituted major restructuring activities	Y
Provide a description of restructure activities	Teachers to meet in biweekly grade level PLCs on the first and third Fridays of each month. Principal to hold data conferences with individual teachers at each benchmark cycle. Data used to identify students for intervention and lessions creation for dif

**2012-13 Title I, Part A School Program Improvement Activities**

Per ESEA Section 1116, LEAs must report school level Program Improvement (PI) activities related to Title I, Part A. This includes, but is not limited to, student participation and PI compliance activities based on the number of years a school is in PI status.

**CDE Program Contact:**

Judi Brown, District Innovation and Improvement Office, [JBrown@cde.ca.gov](mailto:JBrown@cde.ca.gov), 916-319-0942  
 Stephanie Smith, Title I Policy & Program Guidance, [SSmith@cde.ca.gov](mailto:SSmith@cde.ca.gov), 916-319-0948

**Allendale Elementary (01 61259 6001630)**

PI Year	5
Number of students in PI school who applied for public school choice provisions of ESEA Section 1116	25
Number of new and continuing students who transferred under ESEA	4
Number of new and continuing students who transferred under state or local choice programs	0
Number of students who applied for SES	324
Number of students who received SES	303
PI Activities Exception Comment	
Additional Comments	

**For PI schools in Year 5, the LEA implemented at least one of the following alternative governance approaches (check all that apply)**

Reopened the school as a charter	N
Replaced all or most of the staff	Y
Contracted with an outside entity to operate the school	N
Major restructuring activities instituted	N
Provide a description of major restructuring activities instituted	

**2012-13 Title I, Part A School Program Improvement Activities**

Per ESEA Section 1116, LEAs must report school level Program Improvement (PI) activities related to Title I, Part A. This includes, but is not limited to, student participation and PI compliance activities based on the number of years a school is in PI status.

**CDE Program Contact:**

Judi Brown, District Innovation and Improvement Office, [JBrown@cde.ca.gov](mailto:JBrown@cde.ca.gov), 916-319-0942  
 Stephanie Smith, Title I Policy & Program Guidance, [SSmith@cde.ca.gov](mailto:SSmith@cde.ca.gov), 916-319-0948

**Alliance Academy (01 61259 0112771)**

PI Year	5
Number of students in PI school who applied for public school choice provisions of ESEA Section 1116	14
Number of new and continuing students who transferred under ESEA	0
Number of new and continuing students who transferred under state or local choice programs	0
Number of students who applied for SES	81
Number of students who received SES	51
PI Activities Exception Comment	
Additional Comments	

**For PI schools in Year 5, the LEA implemented at least one of the following alternative governance approaches (check all that apply)**

Reopened the school as a charter	N
Replaced all or most of the staff	Y
Contracted with an outside entity to operate the school	N
Major restructuring activities instituted	N
Provide a description of major restructuring activities instituted	

**2012-13 Title I, Part A School Program Improvement Activities**

Per ESEA Section 1116, LEAs must report school level Program Improvement (PI) activities related to Title I, Part A. This includes, but is not limited to, student participation and PI compliance activities based on the number of years a school is in PI status.

**CDE Program Contact:**

Judi Brown, District Innovation and Improvement Office, [JBrown@cde.ca.gov](mailto:JBrown@cde.ca.gov), 916-319-0942  
 Stephanie Smith, Title I Policy & Program Guidance, [SSmith@cde.ca.gov](mailto:SSmith@cde.ca.gov), 916-319-0948

**Bret Harte Middle (01 61259 6056998)**

PI Year	5
Number of students in PI school who applied for public school choice provisions of ESEA Section 1116	28
Number of new and continuing students who transferred under ESEA	0
Number of new and continuing students who transferred under state or local choice programs	0
Number of students who applied for SES	118
Number of students who received SES	72
PI Activities Exception Comment	
Additional Comments	

**For PI schools in Year 5, the LEA implemented at least one of the following alternative governance approaches (check all that apply)**

Reopened the school as a charter	N
Replaced all or most of the staff	N
Contracted with an outside entity to operate the school	N
Major restructuring activities instituted	Y
Provide a description of major restructuring activities instituted	School underwent a School Quality Review and has been implementing major changes in teacher PD and school structures.

### 2012-13 Title I, Part A School Program Improvement Activities

Per ESEA Section 1116, LEAs must report school level Program Improvement (PI) activities related to Title I, Part A. This includes, but is not limited to, student participation and PI compliance activities based on the number of years a school is in PI status.

**CDE Program Contact:**

Judi Brown, District Innovation and Improvement Office, [JBrown@cde.ca.gov](mailto:JBrown@cde.ca.gov), 916-319-0942  
 Stephanie Smith, Title I Policy & Program Guidance, [SSmith@cde.ca.gov](mailto:SSmith@cde.ca.gov), 916-319-0948

**Castlemont High (01 61259 0125161)**

PI Year	5
Number of students in PI school who applied for public school choice provisions of ESEA Section 1116	3
Number of new and continuing students who transferred under ESEA	0
Number of new and continuing students who transferred under state or local choice programs	0
Number of students who applied for SES	23
Number of students who received SES	3
PI Activities Exception Comment	
Additional Comments	

**For PI schools in Year 5, the LEA implemented at least one of the following alternative governance approaches (check all that apply)**

Reopened the school as a charter	N
Replaced all or most of the staff	Y
Contracted with an outside entity to operate the school	N
Major restructuring activities instituted	N
Provide a description of major restructuring activities instituted	

**2012-13 Title I, Part A School Program Improvement Activities**

Per ESEA Section 1116, LEAs must report school level Program Improvement (PI) activities related to Title I, Part A. This includes, but is not limited to, student participation and PI compliance activities based on the number of years a school is in PI status.

**CDE Program Contact:**

Judi Brown, District Innovation and Improvement Office, [JBrown@cde.ca.gov](mailto:JBrown@cde.ca.gov), 916-319-0942  
 Stephanie Smith, Title I Policy & Program Guidance, [SSmith@cde.ca.gov](mailto:SSmith@cde.ca.gov), 916-319-0948

**Claremont Middle (01 61259 6057004)**

PI Year	5
Number of students in PI school who applied for public school choice provisions of ESEA Section 1116	7
Number of new and continuing students who transferred under ESEA	0
Number of new and continuing students who transferred under state or local choice programs	0
Number of students who applied for SES	34
Number of students who received SES	23
PI Activities Exception Comment	
Additional Comments	

**For PI schools in Year 5, the LEA implemented at least one of the following alternative governance approaches (check all that apply)**

Reopened the school as a charter	N
Replaced all or most of the staff	Y
Contracted with an outside entity to operate the school	N
Major restructuring activities instituted	N
Provide a description of major restructuring activities instituted	

**2012-13 Title I, Part A School Program Improvement Activities**

Per ESEA Section 1116, LEAs must report school level Program Improvement (PI) activities related to Title I, Part A. This includes, but is not limited to, student participation and PI compliance activities based on the number of years a school is in PI status.

**CDE Program Contact:**

Judi Brown, District Innovation and Improvement Office, [JBrown@cde.ca.gov](mailto:JBrown@cde.ca.gov), 916-319-0942  
 Stephanie Smith, Title I Policy & Program Guidance, [SSmith@cde.ca.gov](mailto:SSmith@cde.ca.gov), 916-319-0948

**Coliseum College Prep Academy (01 61259 0112797)**

PI Year	5
Number of students in PI school who applied for public school choice provisions of ESEA Section 1116	6
Number of new and continuing students who transferred under ESEA	0
Number of new and continuing students who transferred under state or local choice programs	0
Number of students who applied for SES	128
Number of students who received SES	105
PI Activities Exception Comment	
Additional Comments	

**For PI schools in Year 5, the LEA implemented at least one of the following alternative governance approaches (check all that apply)**

Reopened the school as a charter	N
Replaced all or most of the staff	N
Contracted with an outside entity to operate the school	N
Major restructuring activities instituted	Y
Provide a description of major restructuring activities instituted	School underwent a School Quality Review and has been implementing major changes in teacher PD and school structures.

**2012-13 Title I, Part A School Program Improvement Activities**

Per ESEA Section 1116, LEAs must report school level Program Improvement (PI) activities related to Title I, Part A. This includes, but is not limited to, student participation and PI compliance activities based on the number of years a school is in PI status.

**CDE Program Contact:**

Judi Brown, District Innovation and Improvement Office, [JBrown@cde.ca.gov](mailto:JBrown@cde.ca.gov), 916-319-0942  
 Stephanie Smith, Title I Policy & Program Guidance, [SSmith@cde.ca.gov](mailto:SSmith@cde.ca.gov), 916-319-0948

**Dewey Academy (01 61259 0132688)**

PI Year	5
Number of students in PI school who applied for public school choice provisions of ESEA Section 1116	0
Number of new and continuing students who transferred under ESEA	0
Number of new and continuing students who transferred under state or local choice programs	0
Number of students who applied for SES	143
Number of students who received SES	143
PI Activities Exception Comment	For a school to qualify for SES they must be PI year 2 or higher.
Additional Comments	

**For PI schools in Year 5, the LEA implemented at least one of the following alternative governance approaches (check all that apply)**

Reopened the school as a charter	N
Replaced all or most of the staff	Y
Contracted with an outside entity to operate the school	N
Major restructuring activities instituted	N
Provide a description of major restructuring activities instituted	



### 2012-13 Title I, Part A School Program Improvement Activities

Per ESEA Section 1116, LEAs must report school level Program Improvement (PI) activities related to Title I, Part A. This includes, but is not limited to, student participation and PI compliance activities based on the number of years a school is in PI status.

**CDE Program Contact:**

Judi Brown, District Innovation and Improvement Office, [JBrown@cde.ca.gov](mailto:JBrown@cde.ca.gov), 916-319-0942  
 Stephanie Smith, Title I Policy & Program Guidance, [SSmith@cde.ca.gov](mailto:SSmith@cde.ca.gov), 916-319-0948

**Edna Brewer Middle (01 61259 6057061)**

PI Year	5
Number of students in PI school who applied for public school choice provisions of ESEA Section 1116	5
Number of new and continuing students who transferred under ESEA	0
Number of new and continuing students who transferred under state or local choice programs	0
Number of students who applied for SES	98
Number of students who received SES	63
PI Activities Exception Comment	
Additional Comments	

**For PI schools in Year 5, the LEA implemented at least one of the following alternative governance approaches (check all that apply)**

Reopened the school as a charter	N
Replaced all or most of the staff	N
Contracted with an outside entity to operate the school	N
Major restructuring activities instituted	Y
Provide a description of major restructuring activities instituted	School underwent a School Quality Review and has been implementing major changes in teacher PD and school structures.

**2012-13 Title I, Part A School Program Improvement Activities**

Per ESEA Section 1116, LEAs must report school level Program Improvement (PI) activities related to Title I, Part A. This includes, but is not limited to, student participation and PI compliance activities based on the number of years a school is in PI status.

**CDE Program Contact:**

Judi Brown, District Innovation and Improvement Office, [JBrown@cde.ca.gov](mailto:JBrown@cde.ca.gov), 916-319-0942  
 Stephanie Smith, Title I Policy & Program Guidance, [SSmith@cde.ca.gov](mailto:SSmith@cde.ca.gov), 916-319-0948

**Esperanza Elementary (01 61259 6002190)**

PI Year	5
Number of students in PI school who applied for public school choice provisions of ESEA Section 1116	13
Number of new and continuing students who transferred under ESEA	3
Number of new and continuing students who transferred under state or local choice programs	0
Number of students who applied for SES	224
Number of students who received SES	217
PI Activities Exception Comment	
Additional Comments	

**For PI schools in Year 5, the LEA implemented at least one of the following alternative governance approaches (check all that apply)**

Reopened the school as a charter	N
Replaced all or most of the staff	Y
Contracted with an outside entity to operate the school	N
Major restructuring activities instituted	N
Provide a description of major restructuring activities instituted	

### 2012-13 Title I, Part A School Program Improvement Activities

Per ESEA Section 1116, LEAs must report school level Program Improvement (PI) activities related to Title I, Part A. This includes, but is not limited to, student participation and PI compliance activities based on the number of years a school is in PI status.

**CDE Program Contact:**

Judi Brown, District Innovation and Improvement Office, [JBrown@cde.ca.gov](mailto:JBrown@cde.ca.gov), 916-319-0942  
 Stephanie Smith, Title I Policy & Program Guidance, [SSmith@cde.ca.gov](mailto:SSmith@cde.ca.gov), 916-319-0948

**Frick Middle (01 61259 6057020)**

PI Year	5
Number of students in PI school who applied for public school choice provisions of ESEA Section 1116	26
Number of new and continuing students who transferred under ESEA	0
Number of new and continuing students who transferred under state or local choice programs	0
Number of students who applied for SES	113
Number of students who received SES	96
PI Activities Exception Comment	
Additional Comments	

**For PI schools in Year 5, the LEA implemented at least one of the following alternative governance approaches (check all that apply)**

Reopened the school as a charter	N
Replaced all or most of the staff	Y
Contracted with an outside entity to operate the school	N
Major restructuring activities instituted	N
Provide a description of major restructuring activities instituted	

### 2012-13 Title I, Part A School Program Improvement Activities

Per ESEA Section 1116, LEAs must report school level Program Improvement (PI) activities related to Title I, Part A. This includes, but is not limited to, student participation and PI compliance activities based on the number of years a school is in PI status.

**CDE Program Contact:**

Judi Brown, District Innovation and Improvement Office, [JBrown@cde.ca.gov](mailto:JBrown@cde.ca.gov), 916-319-0942  
 Stephanie Smith, Title I Policy & Program Guidance, [SSmith@cde.ca.gov](mailto:SSmith@cde.ca.gov), 916-319-0948

**Garfield Elementary (01 61259 6001846)**

PI Year	5
Number of students in PI school who applied for public school choice provisions of ESEA Section 1116	12
Number of new and continuing students who transferred under ESEA	2
Number of new and continuing students who transferred under state or local choice programs	0
Number of students who applied for SES	289
Number of students who received SES	268
PI Activities Exception Comment	
Additional Comments	

**For PI schools in Year 5, the LEA implemented at least one of the following alternative governance approaches (check all that apply)**

Reopened the school as a charter	N
Replaced all or most of the staff	N
Contracted with an outside entity to operate the school	N
Major restructuring activities instituted	Y
Provide a description of major restructuring activities instituted	School underwent a School Quality Review and has been implementing major changes in teacher PD and school structures.

### 2012-13 Title I, Part A School Program Improvement Activities

Per ESEA Section 1116, LEAs must report school level Program Improvement (PI) activities related to Title I, Part A. This includes, but is not limited to, student participation and PI compliance activities based on the number of years a school is in PI status.

**CDE Program Contact:**

Judi Brown, District Innovation and Improvement Office, [JBrown@cde.ca.gov](mailto:JBrown@cde.ca.gov), 916-319-0942  
 Stephanie Smith, Title I Policy & Program Guidance, [SSmith@cde.ca.gov](mailto:SSmith@cde.ca.gov), 916-319-0948

**Hoover Elementary (01 61259 6057046)**

PI Year	5
Number of students in PI school who applied for public school choice provisions of ESEA Section 1116	14
Number of new and continuing students who transferred under ESEA	4
Number of new and continuing students who transferred under state or local choice programs	0
Number of students who applied for SES	196
Number of students who received SES	184
PI Activities Exception Comment	
Additional Comments	

**For PI schools in Year 5, the LEA implemented at least one of the following alternative governance approaches (check all that apply)**

Reopened the school as a charter	N
Replaced all or most of the staff	N
Contracted with an outside entity to operate the school	N
Major restructuring activities instituted	Y
Provide a description of major restructuring activities instituted	School underwent a School Quality Review and has been implementing major changes in teacher PD and school structures.

**2012-13 Title I, Part A School Program Improvement Activities**

Per ESEA Section 1116, LEAs must report school level Program Improvement (PI) activities related to Title I, Part A. This includes, but is not limited to, student participation and PI compliance activities based on the number of years a school is in PI status.

**CDE Program Contact:**

Judi Brown, District Innovation and Improvement Office, [JBrown@cde.ca.gov](mailto:JBrown@cde.ca.gov), 916-319-0942  
 Stephanie Smith, Title I Policy & Program Guidance, [SSmith@cde.ca.gov](mailto:SSmith@cde.ca.gov), 916-319-0948

**Independent Study, Sojourner Truth (01 61259 6114011)**

PI Year	5
Number of students in PI school who applied for public school choice provisions of ESEA Section 1116	0
Number of new and continuing students who transferred under ESEA	0
Number of new and continuing students who transferred under state or local choice programs	0
Number of students who applied for SES	91
Number of students who received SES	90
PI Activities Exception Comment	For a school to qualify for SES they must be PI year 2 or higher.
Additional Comments	

**For PI schools in Year 5, the LEA implemented at least one of the following alternative governance approaches (check all that apply)**

Reopened the school as a charter	N
Replaced all or most of the staff	Y
Contracted with an outside entity to operate the school	N
Major restructuring activities instituted	N
Provide a description of major restructuring activities instituted	

**2012-13 Title I, Part A School Program Improvement Activities**

Per ESEA Section 1116, LEAs must report school level Program Improvement (PI) activities related to Title I, Part A. This includes, but is not limited to, student participation and PI compliance activities based on the number of years a school is in PI status.

**CDE Program Contact:**

Judi Brown, District Innovation and Improvement Office, [JBrown@cde.ca.gov](mailto:JBrown@cde.ca.gov), 916-319-0942  
 Stephanie Smith, Title I Policy & Program Guidance, [SSmith@cde.ca.gov](mailto:SSmith@cde.ca.gov), 916-319-0948

**International Community (01 61259 6118616)**

PI Year	5
Number of students in PI school who applied for public school choice provisions of ESEA Section 1116	9
Number of new and continuing students who transferred under ESEA	1
Number of new and continuing students who transferred under state or local choice programs	0
Number of students who applied for SES	222
Number of students who received SES	193
PI Activities Exception Comment	
Additional Comments	

**For PI schools in Year 5, the LEA implemented at least one of the following alternative governance approaches (check all that apply)**

Reopened the school as a charter	N
Replaced all or most of the staff	Y
Contracted with an outside entity to operate the school	N
Major restructuring activities instituted	N
Provide a description of major restructuring activities instituted	

**2012-13 Title I, Part A School Program Improvement Activities**

Per ESEA Section 1116, LEAs must report school level Program Improvement (PI) activities related to Title I, Part A. This includes, but is not limited to, student participation and PI compliance activities based on the number of years a school is in PI status.

**CDE Program Contact:**

Judi Brown, District Innovation and Improvement Office, [JBrown@cde.ca.gov](mailto:JBrown@cde.ca.gov), 916-319-0942  
 Stephanie Smith, Title I Policy & Program Guidance, [SSmith@cde.ca.gov](mailto:SSmith@cde.ca.gov), 916-319-0948

**Lafayette Elementary (01 61259 6001978)**

PI Year	5
Number of students in PI school who applied for public school choice provisions of ESEA Section 1116	15
Number of new and continuing students who transferred under ESEA	8
Number of new and continuing students who transferred under state or local choice programs	0
Number of students who applied for SES	197
Number of students who received SES	184
PI Activities Exception Comment	
Additional Comments	

**For PI schools in Year 5, the LEA implemented at least one of the following alternative governance approaches (check all that apply)**

Reopened the school as a charter	N
Replaced all or most of the staff	Y
Contracted with an outside entity to operate the school	N
Major restructuring activities instituted	N
Provide a description of major restructuring activities instituted	



**2012-13 Title I, Part A School Program Improvement Activities**

Per ESEA Section 1116, LEAs must report school level Program Improvement (PI) activities related to Title I, Part A. This includes, but is not limited to, student participation and PI compliance activities based on the number of years a school is in PI status.

**CDE Program Contact:**

Judi Brown, District Innovation and Improvement Office, [JBrown@cde.ca.gov](mailto:JBrown@cde.ca.gov), 916-319-0942  
 Stephanie Smith, Title I Policy & Program Guidance, [SSmith@cde.ca.gov](mailto:SSmith@cde.ca.gov), 916-319-0948

**Madison Middle (01 61259 6066450)**

PI Year	5
Number of students in PI school who applied for public school choice provisions of ESEA Section 1116	6
Number of new and continuing students who transferred under ESEA	0
Number of new and continuing students who transferred under state or local choice programs	0
Number of students who applied for SES	120
Number of students who received SES	90
PI Activities Exception Comment	
Additional Comments	

**For PI schools in Year 5, the LEA implemented at least one of the following alternative governance approaches (check all that apply)**

Reopened the school as a charter	N
Replaced all or most of the staff	N
Contracted with an outside entity to operate the school	N
Major restructuring activities instituted	Y
Provide a description of major restructuring activities instituted	Madison is reconfiguring to a 6-12 school and will eventually be a preK-12 to provide students increased opportunities to excel and provide a seamless transition from elementary to high school.

### 2012-13 Title I, Part A School Program Improvement Activities

Per ESEA Section 1116, LEAs must report school level Program Improvement (PI) activities related to Title I, Part A. This includes, but is not limited to, student participation and PI compliance activities based on the number of years a school is in PI status.

**CDE Program Contact:**

Judi Brown, District Innovation and Improvement Office, [JBrown@cde.ca.gov](mailto:JBrown@cde.ca.gov), 916-319-0942  
 Stephanie Smith, Title I Policy & Program Guidance, [SSmith@cde.ca.gov](mailto:SSmith@cde.ca.gov), 916-319-0948

**Manzanita Community (01 61259 6002042)**

PI Year	5
Number of students in PI school who applied for public school choice provisions of ESEA Section 1116	13
Number of new and continuing students who transferred under ESEA	3
Number of new and continuing students who transferred under state or local choice programs	0
Number of students who applied for SES	202
Number of students who received SES	190
PI Activities Exception Comment	
Additional Comments	

**For PI schools in Year 5, the LEA implemented at least one of the following alternative governance approaches (check all that apply)**

Reopened the school as a charter	N
Replaced all or most of the staff	Y
Contracted with an outside entity to operate the school	N
Major restructuring activities instituted	N
Provide a description of major restructuring activities instituted	

### 2012-13 Title I, Part A School Program Improvement Activities

Per ESEA Section 1116, LEAs must report school level Program Improvement (PI) activities related to Title I, Part A. This includes, but is not limited to, student participation and PI compliance activities based on the number of years a school is in PI status.

**CDE Program Contact:**

Judi Brown, District Innovation and Improvement Office, [JBrown@cde.ca.gov](mailto:JBrown@cde.ca.gov), 916-319-0942  
 Stephanie Smith, Title I Policy & Program Guidance, [SSmith@cde.ca.gov](mailto:SSmith@cde.ca.gov), 916-319-0948

**Markham Elementary (01 61259 6002059)**

PI Year	5
Number of students in PI school who applied for public school choice provisions of ESEA Section 1116	24
Number of new and continuing students who transferred under ESEA	3
Number of new and continuing students who transferred under state or local choice programs	0
Number of students who applied for SES	229
Number of students who received SES	184
PI Activities Exception Comment	
Additional Comments	

**For PI schools in Year 5, the LEA implemented at least one of the following alternative governance approaches (check all that apply)**

Reopened the school as a charter	N
Replaced all or most of the staff	Y
Contracted with an outside entity to operate the school	N
Major restructuring activities instituted	N
Provide a description of major restructuring activities instituted	

**2012-13 Title I, Part A School Program Improvement Activities**

Per ESEA Section 1116, LEAs must report school level Program Improvement (PI) activities related to Title I, Part A. This includes, but is not limited to, student participation and PI compliance activities based on the number of years a school is in PI status.

**CDE Program Contact:**

Judi Brown, District Innovation and Improvement Office, [JBrown@cde.ca.gov](mailto:JBrown@cde.ca.gov), 916-319-0942  
 Stephanie Smith, Title I Policy & Program Guidance, [SSmith@cde.ca.gov](mailto:SSmith@cde.ca.gov), 916-319-0948

**Martin Luther King, Jr. Elementary (01 61259 6072235)**

PI Year	5
Number of students in PI school who applied for public school choice provisions of ESEA Section 1116	9
Number of new and continuing students who transferred under ESEA	7
Number of new and continuing students who transferred under state or local choice programs	0
Number of students who applied for SES	224
Number of students who received SES	177
PI Activities Exception Comment	
Additional Comments	

**For PI schools in Year 5, the LEA implemented at least one of the following alternative governance approaches (check all that apply)**

Reopened the school as a charter	N
Replaced all or most of the staff	N
Contracted with an outside entity to operate the school	N
Major restructuring activities instituted	Y
Provide a description of major restructuring activities instituted	STEM cohort school provides revised curriculum along with additional resources to move student achievement based on a science integrated curriculum.

### 2012-13 Title I, Part A School Program Improvement Activities

Per ESEA Section 1116, LEAs must report school level Program Improvement (PI) activities related to Title I, Part A. This includes, but is not limited to, student participation and PI compliance activities based on the number of years a school is in PI status.

**CDE Program Contact:**

Judi Brown, District Innovation and Improvement Office, [JBrown@cde.ca.gov](mailto:JBrown@cde.ca.gov), 916-319-0942  
 Stephanie Smith, Title I Policy & Program Guidance, [SSmith@cde.ca.gov](mailto:SSmith@cde.ca.gov), 916-319-0948

**McClymonds High (01 61259 0110189)**

PI Year	5
Number of students in PI school who applied for public school choice provisions of ESEA Section 1116	1
Number of new and continuing students who transferred under ESEA	0
Number of new and continuing students who transferred under state or local choice programs	0
Number of students who applied for SES	88
Number of students who received SES	66
PI Activities Exception Comment	
Additional Comments	

**For PI schools in Year 5, the LEA implemented at least one of the following alternative governance approaches (check all that apply)**

Reopened the school as a charter	N
Replaced all or most of the staff	N
Contracted with an outside entity to operate the school	N
Major restructuring activities instituted	Y
Provide a description of major restructuring activities instituted	McClymonds was reconstituted from a small high school back to a comprehensive high school to provide students with increased access to academically challenging coursework.

**2012-13 Title I, Part A School Program Improvement Activities**

Per ESEA Section 1116, LEAs must report school level Program Improvement (PI) activities related to Title I, Part A. This includes, but is not limited to, student participation and PI compliance activities based on the number of years a school is in PI status.

**CDE Program Contact:**

Judi Brown, District Innovation and Improvement Office, [JBrown@cde.ca.gov](mailto:JBrown@cde.ca.gov), 916-319-0942  
 Stephanie Smith, Title I Policy & Program Guidance, [SSmith@cde.ca.gov](mailto:SSmith@cde.ca.gov), 916-319-0948

**Melrose Leadership Academy (01 61259 6118640)**

PI Year	5
Number of students in PI school who applied for public school choice provisions of ESEA Section 1116	9
Number of new and continuing students who transferred under ESEA	2
Number of new and continuing students who transferred under state or local choice programs	0
Number of students who applied for SES	192
Number of students who received SES	176
PI Activities Exception Comment	
Additional Comments	

**For PI schools in Year 5, the LEA implemented at least one of the following alternative governance approaches (check all that apply)**

Reopened the school as a charter	N
Replaced all or most of the staff	N
Contracted with an outside entity to operate the school	N
Major restructuring activities instituted	Y
Provide a description of major restructuring activities instituted	Major restructuring included working with Expeditionary Learning to develop and implement New Core Standards, having teachers participate in inquiry through Mills College Mills Scholars program. All teachers presented their research in formal presentation

### 2012-13 Title I, Part A School Program Improvement Activities

Per ESEA Section 1116, LEAs must report school level Program Improvement (PI) activities related to Title I, Part A. This includes, but is not limited to, student participation and PI compliance activities based on the number of years a school is in PI status.

**CDE Program Contact:**

Judi Brown, District Innovation and Improvement Office, [JBrown@cde.ca.gov](mailto:JBrown@cde.ca.gov), 916-319-0942  
 Stephanie Smith, Title I Policy & Program Guidance, [SSmith@cde.ca.gov](mailto:SSmith@cde.ca.gov), 916-319-0948

**Oakland High (01 61259 0135905)**

PI Year	5
Number of students in PI school who applied for public school choice provisions of ESEA Section 1116	6
Number of new and continuing students who transferred under ESEA	0
Number of new and continuing students who transferred under state or local choice programs	0
Number of students who applied for SES	113
Number of students who received SES	82
PI Activities Exception Comment	
Additional Comments	

**For PI schools in Year 5, the LEA implemented at least one of the following alternative governance approaches (check all that apply)**

Reopened the school as a charter	N
Replaced all or most of the staff	Y
Contracted with an outside entity to operate the school	N
Major restructuring activities instituted	N
Provide a description of major restructuring activities instituted	

### 2012-13 Title I, Part A School Program Improvement Activities

Per ESEA Section 1116, LEAs must report school level Program Improvement (PI) activities related to Title I, Part A. This includes, but is not limited to, student participation and PI compliance activities based on the number of years a school is in PI status.

**CDE Program Contact:**

Judi Brown, District Innovation and Improvement Office, [JBrown@cde.ca.gov](mailto:JBrown@cde.ca.gov), 916-319-0942  
 Stephanie Smith, Title I Policy & Program Guidance, [SSmith@cde.ca.gov](mailto:SSmith@cde.ca.gov), 916-319-0948

**Oakland Technical High (01 61259 0136051)**

PI Year	5
Number of students in PI school who applied for public school choice provisions of ESEA Section 1116	1
Number of new and continuing students who transferred under ESEA	0
Number of new and continuing students who transferred under state or local choice programs	0
Number of students who applied for SES	125
Number of students who received SES	109
PI Activities Exception Comment	
Additional Comments	

**For PI schools in Year 5, the LEA implemented at least one of the following alternative governance approaches (check all that apply)**

Reopened the school as a charter	N
Replaced all or most of the staff	Y
Contracted with an outside entity to operate the school	N
Major restructuring activities instituted	N
Provide a description of major restructuring activities instituted	



### 2012-13 Title I, Part A School Program Improvement Activities

Per ESEA Section 1116, LEAs must report school level Program Improvement (PI) activities related to Title I, Part A. This includes, but is not limited to, student participation and PI compliance activities based on the number of years a school is in PI status.

**CDE Program Contact:**

Judi Brown, District Innovation and Improvement Office, [JBrown@cde.ca.gov](mailto:JBrown@cde.ca.gov), 916-319-0942  
 Stephanie Smith, Title I Policy & Program Guidance, [SSmith@cde.ca.gov](mailto:SSmith@cde.ca.gov), 916-319-0948

**Roosevelt Middle (01 61259 6057087)**

PI Year	5
Number of students in PI school who applied for public school choice provisions of ESEA Section 1116	21
Number of new and continuing students who transferred under ESEA	0
Number of new and continuing students who transferred under state or local choice programs	0
Number of students who applied for SES	292
Number of students who received SES	276
PI Activities Exception Comment	
Additional Comments	

**For PI schools in Year 5, the LEA implemented at least one of the following alternative governance approaches (check all that apply)**

Reopened the school as a charter	N
Replaced all or most of the staff	N
Contracted with an outside entity to operate the school	N
Major restructuring activities instituted	Y
Provide a description of major restructuring activities instituted	School underwent a School Quality Review and has been implementing major changes in teacher PD and school structures.

**2012-13 Title I, Part A School Program Improvement Activities**

Per ESEA Section 1116, LEAs must report school level Program Improvement (PI) activities related to Title I, Part A. This includes, but is not limited to, student participation and PI compliance activities based on the number of years a school is in PI status.

**CDE Program Contact:**

Judi Brown, District Innovation and Improvement Office, [JBrown@cde.ca.gov](mailto:JBrown@cde.ca.gov), 916-319-0942  
 Stephanie Smith, Title I Policy & Program Guidance, [SSmith@cde.ca.gov](mailto:SSmith@cde.ca.gov), 916-319-0948

**ROOTS International Academy (01 61259 0112805)**

PI Year	5
Number of students in PI school who applied for public school choice provisions of ESEA Section 1116	15
Number of new and continuing students who transferred under ESEA	0
Number of new and continuing students who transferred under state or local choice programs	0
Number of students who applied for SES	69
Number of students who received SES	36
PI Activities Exception Comment	
Additional Comments	

**For PI schools in Year 5, the LEA implemented at least one of the following alternative governance approaches (check all that apply)**

Reopened the school as a charter	N
Replaced all or most of the staff	Y
Contracted with an outside entity to operate the school	N
Major restructuring activities instituted	N
Provide a description of major restructuring activities instituted	

**2012-13 Title I, Part A School Program Improvement Activities**

Per ESEA Section 1116, LEAs must report school level Program Improvement (PI) activities related to Title I, Part A. This includes, but is not limited to, student participation and PI compliance activities based on the number of years a school is in PI status.

**CDE Program Contact:**

Judi Brown, District Innovation and Improvement Office, [JBrown@cde.ca.gov](mailto:JBrown@cde.ca.gov), 916-319-0942  
 Stephanie Smith, Title I Policy & Program Guidance, [SSmith@cde.ca.gov](mailto:SSmith@cde.ca.gov), 916-319-0948

**Rudsdale Continuation (01 61259 0130146)**

PI Year	5
Number of students in PI school who applied for public school choice provisions of ESEA Section 1116	0
Number of new and continuing students who transferred under ESEA	0
Number of new and continuing students who transferred under state or local choice programs	0
Number of students who applied for SES	77
Number of students who received SES	77
PI Activities Exception Comment	For a school to qualify for SES they must be PI year 2 or higher.
Additional Comments	

**For PI schools in Year 5, the LEA implemented at least one of the following alternative governance approaches (check all that apply)**

Reopened the school as a charter	N
Replaced all or most of the staff	N
Contracted with an outside entity to operate the school	N
Major restructuring activities instituted	Y
Provide a description of major restructuring activities instituted	School underwent a School Quality Review and has been implementing major changes in teacher PD and school structures.

**2012-13 Title I, Part A School Program Improvement Activities**

Per ESEA Section 1116, LEAs must report school level Program Improvement (PI) activities related to Title I, Part A. This includes, but is not limited to, student participation and PI compliance activities based on the number of years a school is in PI status.

**CDE Program Contact:**

Judi Brown, District Innovation and Improvement Office, [JBrown@cde.ca.gov](mailto:JBrown@cde.ca.gov), 916-319-0942  
 Stephanie Smith, Title I Policy & Program Guidance, [SSmith@cde.ca.gov](mailto:SSmith@cde.ca.gov), 916-319-0948

**Skyline High (01 61259 0137943)**

PI Year	5
Number of students in PI school who applied for public school choice provisions of ESEA Section 1116	3
Number of new and continuing students who transferred under ESEA	1
Number of new and continuing students who transferred under state or local choice programs	0
Number of students who applied for SES	106
Number of students who received SES	91
PI Activities Exception Comment	
Additional Comments	

**For PI schools in Year 5, the LEA implemented at least one of the following alternative governance approaches (check all that apply)**

Reopened the school as a charter	N
Replaced all or most of the staff	Y
Contracted with an outside entity to operate the school	N
Major restructuring activities instituted	N
Provide a description of major restructuring activities instituted	

**2012-13 Title I, Part A School Program Improvement Activities**

Per ESEA Section 1116, LEAs must report school level Program Improvement (PI) activities related to Title I, Part A. This includes, but is not limited to, student participation and PI compliance activities based on the number of years a school is in PI status.

**CDE Program Contact:**

Judi Brown, District Innovation and Improvement Office, [JBrown@cde.ca.gov](mailto:JBrown@cde.ca.gov), 916-319-0942  
 Stephanie Smith, Title I Policy & Program Guidance, [SSmith@cde.ca.gov](mailto:SSmith@cde.ca.gov), 916-319-0948

**Street Academy (Alternative) (01 61259 0130179)**

PI Year	5
Number of students in PI school who applied for public school choice provisions of ESEA Section 1116	1
Number of new and continuing students who transferred under ESEA	0
Number of new and continuing students who transferred under state or local choice programs	0
Number of students who applied for SES	4
Number of students who received SES	4
PI Activities Exception Comment	
Additional Comments	

**For PI schools in Year 5, the LEA implemented at least one of the following alternative governance approaches (check all that apply)**

Reopened the school as a charter	N
Replaced all or most of the staff	Y
Contracted with an outside entity to operate the school	N
Major restructuring activities instituted	N
Provide a description of major restructuring activities instituted	

### 2012-13 Title I, Part A School Program Improvement Activities

Per ESEA Section 1116, LEAs must report school level Program Improvement (PI) activities related to Title I, Part A. This includes, but is not limited to, student participation and PI compliance activities based on the number of years a school is in PI status.

**CDE Program Contact:**

Judi Brown, District Innovation and Improvement Office, [JBrown@cde.ca.gov](mailto:JBrown@cde.ca.gov), 916-319-0942  
 Stephanie Smith, Title I Policy & Program Guidance, [SSmith@cde.ca.gov](mailto:SSmith@cde.ca.gov), 916-319-0948

**United for Success Academy (01 61259 0112763)**

PI Year	5
Number of students in PI school who applied for public school choice provisions of ESEA Section 1116	25
Number of new and continuing students who transferred under ESEA	0
Number of new and continuing students who transferred under state or local choice programs	0
Number of students who applied for SES	150
Number of students who received SES	116
PI Activities Exception Comment	
Additional Comments	

**For PI schools in Year 5, the LEA implemented at least one of the following alternative governance approaches (check all that apply)**

Reopened the school as a charter	N
Replaced all or most of the staff	N
Contracted with an outside entity to operate the school	N
Major restructuring activities instituted	Y
Provide a description of major restructuring activities instituted	School underwent a School Quality Review and has been implementing major changes in teacher PD and school structures.

**2012-13 Title I, Part A School Program Improvement Activities**

Per ESEA Section 1116, LEAs must report school level Program Improvement (PI) activities related to Title I, Part A. This includes, but is not limited to, student participation and PI compliance activities based on the number of years a school is in PI status.

**CDE Program Contact:**

Judi Brown, District Innovation and Improvement Office, [JBrown@cde.ca.gov](mailto:JBrown@cde.ca.gov), 916-319-0942  
 Stephanie Smith, Title I Policy & Program Guidance, [SSmith@cde.ca.gov](mailto:SSmith@cde.ca.gov), 916-319-0948

**Urban Promise Academy (01 61259 6118657)**

PI Year	5
Number of students in PI school who applied for public school choice provisions of ESEA Section 1116	2
Number of new and continuing students who transferred under ESEA	0
Number of new and continuing students who transferred under state or local choice programs	0
Number of students who applied for SES	144
Number of students who received SES	79
PI Activities Exception Comment	
Additional Comments	

**For PI schools in Year 5, the LEA implemented at least one of the following alternative governance approaches (check all that apply)**

Reopened the school as a charter	N
Replaced all or most of the staff	N
Contracted with an outside entity to operate the school	N
Major restructuring activities instituted	Y
Provide a description of major restructuring activities instituted	School underwent a School Quality Review and has been implementing major changes in teacher PD and school structures.

## 2012-13 Title I, Part A School Program Improvement Activities

Per ESEA Section 1116, LEAs must report school level Program Improvement (PI) activities related to Title I, Part A. This includes, but is not limited to, student participation and PI compliance activities based on the number of years a school is in PI status.

### CDE Program Contact:

Judi Brown, District Innovation and Improvement Office, [JBrown@cde.ca.gov](mailto:JBrown@cde.ca.gov), 916-319-0942  
 Stephanie Smith, Title I Policy & Program Guidance, [SSmith@cde.ca.gov](mailto:SSmith@cde.ca.gov), 916-319-0948

### Westlake Middle (01 61259 6057095)

PI Year	5
Number of students in PI school who applied for public school choice provisions of ESEA Section 1116	9
Number of new and continuing students who transferred under ESEA	0
Number of new and continuing students who transferred under state or local choice programs	0
Number of students who applied for SES	131
Number of students who received SES	107
PI Activities Exception Comment	
Additional Comments	

For PI schools in Year 5, the LEA implemented at least one of the following alternative governance approaches (check all that apply)

Reopened the school as a charter	N
Replaced all or most of the staff	N
Contracted with an outside entity to operate the school	N
Major restructuring activities instituted	Y
Provide a description of major restructuring activities instituted	School underwent a School Quality Review and has been implementing major changes in teacher PD and school structures.





## 2012-13 Title I, Part A Program Improvement Expenditures and Reallocation Criteria

Report of end-of-year expenditures for Title I, Part A Program Improvement funds and LEA reallocation criteria.

**CDE Program Contact:**

Stephanie Smith, Title I Policy & Program Guidance, [SSmith@cde.ca.gov](mailto:SSmith@cde.ca.gov), 916-319-0948  
 Lana Zhou, Title I Policy & Program Guidance, [lzhou@cde.ca.gov](mailto:lzhou@cde.ca.gov), 916-319-0956

Entitlement after transfers (Per certified 2012-13 Title I Part A LEA Allocations and entitlements as of 05/15/13)	\$19,104,048
Program Improvement set aside (Amount equivalent to 20% of 2012-13 Title I, Part A entitlement plus transfers in.)	\$3,820,810
Maximum allowable Parent Outreach (Amount equivalent to .2% of 2012-13 Title I, Part A entitlement plus transfers in or 1% of the 20% Program Improvement set aside.)	\$38,208

**Expenditures and Encumbrances**

Choice transportation using Title I Part A funds	
Choice transportation using non-Title I Part A funds	
SES using Title I Part A funds	\$3,820,810
SES using non-Title I Part A funds	
Parent Outreach using Title I Part A funds	
Parent Outreach using non-Title I Part A funds	
Total expenditures and encumbrance using Title I Part A funds	\$3,820,810
Total expenditures and encumbrance using non-Title I Part A funds	\$0
Amount of Program Improvement set aside unspent	\$0
Expenditure comment A explanation is required if no program improvement expenditures or encumbrances have occurred.	
General comments	

**Reallocation Exemption**

The exemptions below are only applicable if the LEA did not meet it's 20% Program Improvement obligation (the amount of Program Improvement set aside unspent is greater than zero).

Provided Choice and or SES to all eligible students using less than the 20% obligation	No
--	----

the user's information needs, the user's information-seeking behaviour and the user's information-seeking experience.

The user's information-seeking behaviour is defined as the user's actions and decisions that are related to the user's information-seeking process.

The user's information-seeking experience is defined as the user's subjective feelings and perceptions that are related to the user's information-seeking process.

The user's information-seeking behaviour and the user's information-seeking experience are the two main components of the user's information-seeking process.

The user's information-seeking behaviour and the user's information-seeking experience are the two main components of the user's information-seeking process.

The user's information-seeking behaviour and the user's information-seeking experience are the two main components of the user's information-seeking process.

The user's information-seeking behaviour and the user's information-seeking experience are the two main components of the user's information-seeking process.

The user's information-seeking behaviour and the user's information-seeking experience are the two main components of the user's information-seeking process.

The user's information-seeking behaviour and the user's information-seeking experience are the two main components of the user's information-seeking process.

The user's information-seeking behaviour and the user's information-seeking experience are the two main components of the user's information-seeking process.

The user's information-seeking behaviour and the user's information-seeking experience are the two main components of the user's information-seeking process.

The user's information-seeking behaviour and the user's information-seeking experience are the two main components of the user's information-seeking process.

The user's information-seeking behaviour and the user's information-seeking experience are the two main components of the user's information-seeking process.

The user's information-seeking behaviour and the user's information-seeking experience are the two main components of the user's information-seeking process.

The user's information-seeking behaviour and the user's information-seeking experience are the two main components of the user's information-seeking process.

The user's information-seeking behaviour and the user's information-seeking experience are the two main components of the user's information-seeking process.

The user's information-seeking behaviour and the user's information-seeking experience are the two main components of the user's information-seeking process.

The user's information-seeking behaviour and the user's information-seeking experience are the two main components of the user's information-seeking process.

### 2012-13 Title I, Part A Parental Involvement Policies

To meet federal requirements specified in ESEA Title I, Part A Section 1118(h) to review the LEAs parental involvement policies and practices to determine if the policies and practices meet the requirements of Section 1118.

**DE Program Contact:**

Lancy Bodenhausen, Title I Policy & Program Guidance, [NBodenhausen@cde.ca.gov](mailto:NBodenhausen@cde.ca.gov), 916-445-4904

### District Parental Involvement Certification

Each LEA shall develop jointly with, agree on with, and distribute to parents of Title I children, a written Title I parental involvement policy (ESEA Section 1118(a)). The policy describes how the LEA will:

- ) Involve parents in the joint development of the LEA Plan and the processes of school review and improvement for program improvement schools under ESEA Section 1116;
- ) Help schools to plan and implement effective parental involvement activities to improve student academic achievement and school performance;
- ) Build the schools' and parents' capacity for strong parental involvement;
- ) Coordinate and integrate parental involvement strategies under Part A and under other programs as specified;
- ) Conduct, with the involvement of parents, an annual evaluation of the content and effectiveness of the parental involvement policy and use the findings of the evaluation to design more effective parental involvement; and
- ) Involve parents in the activities of the Title I schools.

Does the district have a written parental involvement policy Yes

EA policy compliance Yes

Does your current Title I district level parental involvement policy meet the above criteria

Annual evaluation date 04/18/2013

Annual Evaluation During the process parents read and review CDE requirements and provide feedback during a series of DAC & DELAC meetings that is facilitated by the committee chair.

Describe the involvement of parents during the policy evaluation process. If no evaluation occurred or if the evaluation date is not within the allowable range, provide an explanation why. (Maximum 500 char)

### 2012-13 Title I, Part A Parental Involvement Policies

To meet federal requirements specified in ESEA Title I, Part A Section 1118(h) to review the LEAs parental involvement policies and practices to determine if the policies and practices meet the requirements of Section 1118.

Parent Involvement Allocation

The DAC & DELAC committee groups make decisions on the use of the parent set-aside funds for parent conferences, reading materials, supplies, and meeting refreshments for the DAC/DELAC mtgs.

Describe parent involvement in decisions on the use of parental involvement set-aside.  
 (Maximum 500 characters)

#### District Parental Involvement Contact Information

Parental Involvement contact name

Susana Ramirez

Contact title

State and Federal Director

Contact email address

susana.ramirez@ousd.k12.ca.us

(format abc@xyz.zyx)

Contact telephone number

510-879-1029

(format 999-999-9999)

### School Parental Involvement Policy Compliance Requirements

The Title I, Part A school-level parental involvement policy describes the means to carry out:

- a) Involvement of parents in the development of the policy
- b) School-parent compacts
- c) Building of capacity for involvement of parents
- d) Accessibility and opportunities for participation of parents with limited English proficiency, parents with disabilities, and parents of migratory students

School Name	School Code	Parental Involvement Policy Exists	No Policy Comment (Max 250 char)	Meets Policy Requirements ?	Not Compliant Comment (Max 250 char)	Parental Involvement Contact Name	Parental Involvement Contact Title	Parental Involvement Contact Email Address (format abc@xyz)	Parental Involvement Contact Telephone Number (format 999-999-9999)
Rudsdale Continuation	0130146	Y		Y		Willie Thompson	Principal	Willie.thompson@ousd.k12.ca.us	510-636-7992

**2012-13 Title I, Part A Parental Involvement Policies**

To meet federal requirements specified in ESEA Title I, Part A Section 1118(h) to review the LEAs parental involvement policies and practices to determine if the policies and practices meet the requirements of Section 1118.

School Name	School Code	Parental Involvement Policy Exists	No Policy Comment (Max 250 char)	Meets Policy Requirements ?	Not Compliant Comment (Max 250 char)	Parental Involvement Contact Name	Parental Involvement Contact Title	Parental Involvement Contact Email Address (format abc@xyz)	Parental Involvement Contact Telephone Number (format 999-999-9999)
Street Academy (Alternative)	0130179	N	Documentation not received from site			Gina Hill	Principal	gina.hill@ousd.k12.ca.us	510-874-3630
Dewey Academy	0132688	Y		Y		Robin Glover	Principal	robin.glover@ousd.k12.ca.us	510-874-3661
Oakland High	0135905	Y		Y		Anisa Rasheed	Principal	anisa.rasheed@ousd.k12.ca.us	510-879-3040
Oakland Technical High	0136051	Y		Y		Sheilagh Andujar	Principal	sheilagh.andujar@ousd.k12.ca.us	510-879-3050
Skyline High	0137943	Y		Y		Vinh Trinh	Principal	vinh.trinh@ousd.k12.ca.us	510-482-7296
Allendale Elementary	6001630	Y		Y		Steven Thomasberger	Principal	steven.thomasberger@ousd.k12.ca.us	510-535-2812
Bella Vista Elementary	6001655	Y		Y		Felicia Phillips	Principal	felicia.phillips@ousd.k12.ca.us	510-436-4900
Brookfield Elementary	6001663	Y		Y		Shirley Herrera	Principal	shirley.herrera@ousd.k12.ca.us	510-639-3310
Burckhalter Elementary	6001689	Y		Y		Carin Geathers	Principal	carin.geathers@ousd.k12.ca.us	510-729-7700
Carl B. Munck Elementary	6001697	Y		Y		Denise Burroughs	Principal	denise.burroughs@ousd.k12.ca.us	510-531-4900
Howard Elementary	6001713	Y		Y		Carolyn Howard	Principal	carolyn.howard@ousd.k12.ca.us	510-639-3244
Cleveland Elementary	6001739	Y		Y		Gabrielle Thurmond	Principal	gabrielle.thurmond@ousd.k12.ca.us	510-874-3600
Emerson Elementary	6001812	Y		Y		Kathrene Hatzke	Principal	kathrene.hatzke@ousd.k12.ca.us	510-654-7373
Franklin Elementary	6001820	Y		Y		Jeanette MacDonald	Principal	jeanette.macdonald@ousd.k12.ca.us	510-874-3354
Fruitvale Elementary	6001838	Y		Y		Terry Edwards	Principal	terry.edwards@ousd.k12.ca.us	510-535-2840
Garfield Elementary	6001846	Y		Y		Nima Tahai	Principal	nima.tahai@ousd.k12.ca.us	510-535-2857
Glenview Elementary	6001853	Y		Y		Natalie Tovani-Walchuk	Principal	natalie.tovani-walchuk@ousd.k12.ca.us	510-531-6677

2012-13 Title I, Part A Parental Involvement Policies

To meet federal requirements specified in ESEA Title I, Part A Section 1118(h) to review the LEAs parental involvement policies and practices to determine if the policies and practices meet the requirements of Section 1118.

School Name	School Code	Parental Involvement Policy Exists	No Policy Comment (Max 250 char)	Meets Policy Requirements ?	Not Compliant Comment (Max 250 char)	Parental Involvement Contact Name	Parental Involvement Contact Title	Parental Involvement Contact Email Address (format abc@xyz)	Parental Involvement Contact Telephone Number (format 999-999-9999)
Grass Valley Elementary	6001879	Y		Y		Brandee Stewart	Principal	brandee.stewart@ousd.k12.ca.us	510-636-4653
New Highland Academy	6001903	Y		Y		Liz Ozol	Principal	liz.ozol@ousd.k12.ca.us	510-729-7723
Horace Mann Elementary	6001929	Y		Y		Alanna Lim	Principal	alanna.lim@ousd.k12.ca.us	510-879-1360
Lafayette Elementary	6001978	Y		Y		Eddie ScruggsSmith	Principal	eddie.scruggsmith@ousd.k12.ca.us	510-874-7774
Laurel Elementary	6001994	Y		Y		John Stangl	Principal	john.stangl@ousd.k12.ca.us	510-531-6868
Lincoln Elementary	6002018	Y		Y		John Melvin	Principal	john.melvin@ousd.k12.ca.us	510-874-3372
Manzanita Community	6002042	Y		Y		Eyana Spencer	Principal	eyana.spencer@ousd.k12.ca.us	510-535-2822
Markham Elementary	6002059	Y		Y		alana Whitt-Smith	Principal	alana.whitt-smith@ousd.k12.ca.us	510-639-3202
Bridges Academy	6002075	Y		Y		Clara Tarango	Principal	clara.tarango@ousd.k12.ca.us	510-535-3876
Parker Elementary	6002091	Y		Y		Koy Hill	Principal	koy.hill@ousd.k12.ca.us	510-879-1440
Peralta Elementary	6002109	Y		Y		Rosette Costello	Principal	rosette.costello@ousd.k12.ca.us	510-654-7365
Piedmont Avenue Elementary	6002117	Y		Y		Zarina Ahmad	Principal	zarina.ahmad@ousd.k12.ca.us	510-654-7365
Preparatory Literary Academy of Cultural Excellence	6002125	Y		N	Policy doesn't address parent accessibility	Enomwoyi Booker	Principal	enomwoyi.booker@ousd.k12.ca.us	510-874-3333
Sequoia Elementary	6002174	Y		Y		Katia Hazen	Principal	katia.hazwn@ousd.k12.ca.us	510-531-6696
Sobrante Park Elementary	6002182	Y		Y		Lucinda Taylor	Principal	lucinda.taylor@ousd.k12.ca.us	510-636-7919

2012-13 Title I, Part A Parental Involvement Policies

To meet federal requirements specified in ESEA Title I, Part A Section 1118(h) to review the LEAs parental involvement policies and practices to determine if the policies and practices meet the requirements of Section 1118.

School Name	School Code	Parental Involvement Policy Exists	No Policy Comment (Max 250 char)	Meets Policy Requirements ?	Not Compliant Comment (Max 250 char)	Parental Involvement Contact Name	Parental Involvement Contact Title	Parental Involvement Contact Email Address (format abc@xyz)	Parental Involvement Contact Telephone Number (format 999-999-9999)
Esperanza Elementary	6002190	Y		N	Does not specify Title I Annual Meeting or parent involvement in site plan review. The current policy has corrected these deficits.	Wes Jacques	Principal	wes.jacques@ousd.k12.ca.us	510-639-3367
ACORN Woodland Elementary	6002273	Y		Y		Leroy Gaines	Principal	leroy.gaines@ousd.k12.ca.us	510-639-3344
Bret Harte Middle	6056998	Y		Y		Tom Hughes	Principal	tom.hughes@ousd.k12.ca.us	510-531-6400
Claremont Middle	6057004	Y		Y		Ronald of Reginald Richardson	Co-Principals	Ronald.Richardson@ousd.k12.ca.us	510-654-7337
Frick Middle	6057020	Y		Y		Jerome Gourdine	Principal	jerome.gourdine@ousd.k12.ca.us	510-729-7736
Hoover Elementary	6057046	Y		Y		LaResha Martin	Principal	laresha.martin@ousd.k12.ca.us	510-879-1700
Edna Brewer Middle	6057061	Y		Y		Sam Pasarow	Principal	sam.pasarow@ousd.k12.ca.us	510-531-6600
Montera Middle	6057079	Y		Y		Tina Tranzor	Principal	tina.tranzor@ousd.k12.ca.us	510-531-6070
Roosevelt Middle	6057087	Y		Y		Cliff Hong	Principal	cliff.hong@ousd.k12.ca.us	510-879-2120
Westlake Middle	6057095	Y		Y		Misha Karigaca	Principal	misha.karigaca@ousd.k12.ca.us	510-879-2130
Madison Middle	6066450	Y		Y		Lucinda Taylor	Principal	lucinda.taylor@ousd.k12.ca.us	510-636-2701
Martin Luther King, Jr. Elementary	6072235	Y		N	Does not address parent accessibility	Roma Groves	Principal	roma.groves@ousd.k12.ca.us	510-874-3381
La Escuelita Elementary	6096523	Y		Y		Tammy Rose	Principal	tammy.rose@ousd.k12.ca.us	510-874-7762
Hillside Academy	6098701	N	Documentation not received from site			Ruth Rubalcava	Principal	ruth.rubalcava@ousd.k12.ca.us	510-879-0131
Independent Study, Sojourner Truth	6114011	Y		Y		Willie Thompson	Principal	willie.thompson@ousd.k12.ca.us	510-729-4308



**2012-13 Title I, Part A Parental Involvement Policies**

To meet federal requirements specified in ESEA Title I, Part A Section 1118(h) to review the LEAs parental involvement policies and practices to determine if the policies and practices meet the requirements of Section 1118.

School Name	School Code	Parental Involvement Policy Exists	No Policy Comment (Max 250 char)	Meets Policy Requirements ?	Not Compliant Comment (Max 250 char)	Parental Involvement Contact Name	Parental Involvement Contact Title	Parental Involvement Contact Email Address (format abc@xyz)	Parental Involvement Contact Telephone Number (format 999-999-9999)
American Indian Public Charter	6113807	Y		Y		Claudia Walker	Principal	FAC@aimschools.org	510-893-8701
Melrose Leadership Academy	6118640	Y		Y		Moyra Contreras	Principal	moyra.contreras@ousd.k12.ca.us	510-535-3832
Urban Promise Academy	6118657	Y		Y		Mark Triplett	Principal	mark.triplett@ousd.k12.ca.us	510-436-3636
International Community	6118616	Y		Y		Monica Guzman	Principal	monica.guzman@ousd.k12.ca.us	510-532-5400
LIFE Academy	0130575	Y		Y		Preston Thomas	Principal	preston.thomas@ousd.k12.ca.us	510-534-0282
MetWest High	0100701	Y		Y		Sean McClung	Principal	sean.mcclung@ousd.k12.ca.us	510-451-5902
Think College Now	0100792	Y		Y		Jose Ruben Olivares	Principal	ruben@thinkcollegenow.org	510-532-5500
EnCompass Academy Elementary	0102988	Y		Y		Minh-Tram Nquyen	Principal	minh-tram.nquyen@ousd.k12.ca.us	510-639-3350
Community Day	0106542	Y		Y		Mekael Johnson	Principal	mekael.johnson@ousd.k12.ca.us	510-531-6800
Oakland Community Day Middle	0106559	N	Documentation not received from site			Mekael Johnson	Principal	mekael.johnson@ousd.k12.ca.us	510-531-6800
McClymonds High	0110189	Y		Y		Kevin Taylor	Principal	kevin.taylor@ousd.k12.ca.us	510-879-3033
Reach Academy	0110239	Y		Y		Patricia Sheehan	Principal	patricia.sheehan@ousd.k12.ca.us	510-729-7775
Manzanita SEED	0110247	Y		Y		Katherine Carter	Principal	katherine.carter@ousd.k12.ca.us	510-535-2822
Sankofa Academy	0110254	Y		Y		Monique Brinson	Principal	Monique.Brinson@ousd.k12.ca.us	510-654-7787
Rise Community	0110262	Y		Y		Joshua Fuchs	Principal	joshua.fuchs@ousd.k12.ca.us	510-729-7732
American Indian Public High	0111856	Y		Y		Claudia Walker	Principal	FAC@aimschools.org	510-893-8701
United for Success Academy	0112763	Y		Y		Elia Bustamante	Principal	elia.bustamante@ousd.k12.ca.us	510-535-3880

## 2012-13 Title I, Part A Parental Involvement Policies

To meet federal requirements specified in ESEA Title I, Part A Section 1118(h) to review the LEAs parental involvement policies and practices to determine if the policies and practices meet the requirements of Section 1118.

School Name	School Code	Parental Involvement Policy Exists	No Policy Comment (Max 250 char)	Meets Policy Requirements ?	Not Compliant Comment (Max 250 char)	Parental Involvement Contact Name	Parental Involvement Contact Title	Parental Involvement Contact Email Address (format abc@xyz)	Parental Involvement Contact Telephone Number (format 999-999-9999)
Alliance Academy	0112771	Y		Y		Cheryl Lana	Principal	cheryl.lana@ousd.k12.ca.us	510-639-2893
Elmhurst Community Prep	0112789	Y		N	Does not address parent accessibility requirements	Kilian Betlach	Principal	kilian.betlach@ousd.k12.ca.us	510-639-2888
Coliseum College Prep Academy	0112797	Y		Y		Amy Carozza	Principal	amy.carozza@ousd.k12.ca.us	510-639-3201
ROOTS International Academy	0112805	Y		Y		Gina Hill	Principal	gina.hill@ousd.k12.ca.us	510-639-3226
Fred T. Korematsu Discovery Academy	0112813	Y		Y		Charles Wilsom	Principal	charles.wilson@ousd.k12.ca.us	510-639-3377
Community United Elementary	0115204	Y		Y		Monica Moreno-Bowie	Principal	monica.moreno-bowie@ousd.k12.ca.us	510-639-2850
Futures Elementary	0115576	Y		Y		Colleen DeBratto	Principal	colleen.debratto@ousd.k12.ca.us	510-636-0520
Global Family	0115584	Y		Y		Reyna Diaz	Principal	reyna.diaz@ousd.k12.ca.us	510-535-3862
East Oakland Pride Elementary	0115600	Y		Y		Carol Johnson	Principal	carol.johnson@ousd.k12.ca.us	510-636-8217
Greenleaf Elementary	0115618	Y		Y		Monica Thomas	Principal	monica.thomas@ousd.k12.ca.us	510-636-1400
West Oakland Middle	0115626	Y		Y		Ron Smith	Principal	ron.smith@ousd.k12.ca.us	510-874-6788
Oakland International High	0115667	Y		N	Does not address parent accessibility requirements	Carmelita Reyes	Principal	carmelita.reyes@ousd.k12.ca.us	510-597-4287
Ralph J. Bunche High	0118653	Y		Y		Betsye Steele	Principal	betsye.steele@ousd.k12.ca.us	510-874-3300
Castlemont High	0125161	Y		Y		John Lynch	Principal	john.lynch@ousd.k12.ca.us	510-639-1466
Fremont High	0125716	Y		Y		Daniel Hurst	Principal	daniel.hurst@ousd.k12.ca.us	510-434-5257



**2012-13 Title I, Part D Facilities Report**

A report of the number of Title I, Part D funded facilities and their academic offerings by program.

**CDE Program Contact:**

Karen Neilsen, Title I Policy & Program Guidance, [KNeilsen@cde.ca.gov](mailto:KNeilsen@cde.ca.gov), 916-319-0946

**At-Risk Programs**

Total number of facilities	1
Number of facilities that reported student data	1
Facilities comment If all At Risk facilities did not report student data, provide an explanation why. (Maximum 500 characters)	

**Neglected Programs**

Total number of facilities	18
Number of facilities that reported student data	18
Facilities comment If all Neglected facilities did not report student data, provide an explanation why. (Maximum 500 characters)	

**Juvenile Detention Programs**

Total number of facilities	0
Number of facilities that reported student data	0
Facilities comment If all Juvenile Detention facilities did not report student data, provide an explanation why. (Maximum 500 characters)	

**2012-13 Title I, Part D Demographics by Program**

A report of demographic data, by program, of students served with Title I, Part D funds.

**CDE Program Contact:**

Karen Neilsen, Title I Policy & Program Guidance, [KNeilsen@cde.ca.gov](mailto:KNeilsen@cde.ca.gov), 916-319-0946

**Students Served in At-Risk Programs**

Male	113
Female	127
<b>Total unduplicated students served</b>	<b>240</b>
5 to 10 years old	59
11 to 15 years old	78
16 to 18 years old	99
19 years and older	4
Hispanic or Latino of any race	43
American Indian Or Alaskan Native, not Hispanic or Latino	0
Asian, not Hispanic or Latino	7
Black Or African American, not Hispanic or Latino	183
Native Hawaiian or Other Pacific Islander, not Hispanic or Latino	0
White, student not Hispanic or Latino	6
Multiracial, not Hispanic or Latino	1

**Students Served in Neglected Programs**

Male	73
Female	84
<b>Total unduplicated students served</b>	<b>157</b>
5 to 10 years old	33
11 to 15 years old	49
16 to 18 years old	74
19 years and older	1
Hispanic or Latino of any race	17
American Indian Or Alaskan Native, not Hispanic or Latino	1
Asian, not Hispanic or Latino	6
Black Or African American, not Hispanic or Latino	127
Native Hawaiian or Other Pacific Islander, not Hispanic or Latino	0

### 2012-13 Title I, Part D Demographics by Program

A report of demographic data, by program, of students served with Title I, Part D funds.

**CDE Program Contact:**

Karen Neilsen, Title I Policy & Program Guidance, [KNeilsen@cde.ca.gov](mailto:KNeilsen@cde.ca.gov), 916-319-0946

White, not Hispanic or Latino	6
Multiracial, not Hispanic or Latino	0

**2012-13 Title I, Part D Outcomes**

A report of the academic and vocational outcomes of students served with Title I, Part D funds.

**CDE Program Contact:**

Karen Neilsen, Title I Policy & Program Guidance, [KNeilsen@cde.ca.gov](mailto:KNeilsen@cde.ca.gov), 916-319-0946

**At-Risk Programs**

Total students served	240
<b>While in the facility, the number of students who:</b>	
Earned high school course credits	121
Enrolled in GED program	0
<b>While in the facility or within 30 calendar days after exit, the number of students who:</b>	
Enrolled in their local district school	0
Earned a GED	0
Obtained a high school diploma	0
Were accepted or enrolled into postsecondary education	0
Enrolled in job training programs and or courses	0
Obtained employment	0
General comment	Earned a GED July 2013

**Neglected Programs**

Total students served	157
<b>While in the facility, the number of students who:</b>	
Earned high school course credits	90
Enrolled in GED program	0
<b>While in the facility or within 30 calendar days after exit, the number of students who:</b>	
Enrolled in their local district school	104
Earned a GED	0
Obtained a high school diploma	0
Were accepted or enrolled into postsecondary education	0
Enrolled in job training programs and or courses	0
Obtained employment	0
General Comment	Earned a GED July 2013

**2012-13 Title I, Part D Academic Performance**

A report of the academic performance of long term students served with Title I, Part D funds.

**CDE Program Contact:**

Karen Neilsen, Title I Policy & Program Guidance, [KNeilsen@cde.ca.gov](mailto:KNeilsen@cde.ca.gov), 916-319-0946

**At-Risk Programs**

Total students served	240
Long-term students served	79

**Reading**

Completed pre- and post- test results	33
Tested below grade level upon entry	17

**Pre- to Post- Test Grade Level Changes**

Enter student counts for each of the ranges below for students who completed pre- and post- testing.

Negative change	7
No change	17
Improvement up to .5 grade level	5
Improvement .5 to 1 grade level	2
Improvement 1+ grade level	2

**Mathematics**

Completed pre- and post- test results	33
Tested below grade level upon entry	0

**Pre- to Post- Testing Grade Level Changes**

Enter student counts for each of the ranges below for students who completed pre- and post- testing.

Negative grade level change	0
No change in grade level	21
Improvement up to .5 grade level	7
Improvement .5 to 1 grade level	1
Improvement 1+ grade level	4

**Neglected Programs**

Total students served	157
Number of long-term students served	41



## 2012-13 Title I, Part D Academic Performance

A report of the academic performance of long term students served with Title I, Part D funds.

**CDE Program Contact:**

Karen Neilsen, Title I Policy & Program Guidance, [KNeilsen@cde.ca.gov](mailto:KNeilsen@cde.ca.gov), 916-319-0946

### Reading

Completed pre- and post- test results	29
Tested below grade level upon entry	11

### Pre- to Post- Test Grade Level Changes

Enter student counts for each of the ranges below for students who completed pre- and post- testing.

Negative change	2
No change	13
Improvement of up to .5 grade level	5
Improvement .5 to 1 grade level	5
Improvement 1+ grade level	4

### Mathematics

Completed pre- and post- test results	29
Tested below grade level upon entry	9

### Pre- to Post- Test Exam Grade Level Changes

Enter student counts for each of the ranges below for students who completed pre- and post- testing.

Negative change	1
No change	8
Improvement up to .5 grade level	11
Improvement .5 to 1 grade level	3
Improvement 1+ grade level	6



### 2012-13 Title II, Part A School Class Size Reduction Report

The ESEA Act of 2001, Title II, Part A, Section 2123(a)(2)(B) allows LEAs to use ESEA Title II, Part A funds to recruit and hire highly qualified teachers to reduce class size.

**DE Program Contact:**

Jackie Rose, Title II Leadership, [jrose@cde.ca.gov](mailto:jrose@cde.ca.gov), 916-322-9503

School Name	School Code	Total Class Size Reduction Teacher Count	ESEA Title II Part A Funded Class Size Reduction Teacher Count	ESEA Teacher Count
ACORN Woodland Elementary	6002273	9	0	9
Allendale Elementary	6001630	12	0	12
Alliance Academy	0112771	0	0	0
American Indian Public Charter	6113807	0	0	0
American Indian Public High	0111856	0	0	0
Bella Vista Elementary	6001655	15	0	15
Bret Harte Middle	6056998	0	0	0
Bridges Academy	6002075	16	0	16
Brookfield Elementary	6001663	17	0	17
Burckhalter Elementary	6001689	10	0	9
Carl B. Munck Elementary	6001697	9	0	9
Castlemont High	0125161	0	0	0
Chabot Elementary	6001648	17	0	17
Claremont Middle	6057004	0	0	0
Cleveland Elementary	6001739	10	0	10
Coliseum College Prep Academy	0112797	0	0	0
Community Day	0106542	0	0	0

## 2012-13 Title II, Part A School Class Size Reduction Report

The ESEA Act of 2001, Title II, Part A, Section 2123(a)(2)(B) allows LEAs to use ESEA Title II, Part A funds to recruit and hire highly qualified teachers to reduce class size.

School Name	School Code	Total Class Size Reduction Teacher Count	ESEA Title II Part A Funded Class Size Reduction Teacher Count	ESEA Teacher Count
Community United Elementary	0115204	12	0	11
Crocker Highlands Elementary	6001754	13	0	13
Dewey Academy	0132688	0	0	0
East Oakland Pride Elementary	0115600	16	0	16
Edna Brewer Middle	6057061	0	0	0
Elmhurst Community Prep	0112789	0	0	0
Emerson Elementary	6001812	11	0	11
EnCompass Academy Elementary	0102988	8	0	8
Esperanza Elementary	6002190	11	0	10
Franklin Elementary	6001820	26	0	26
Fred T. Korematsu Discovery Academy	0112813	13	0	13
Fremont High	0125716	0	0	0
Frick Middle	6057020	0	0	0
Fruitvale Elementary	6001838	12	0	12
Futures Elementary	0115576	9	0	9
Garfield Elementary	6001846	20	0	20
Gateway to College at Laney College	0119859	0	0	0
Glenview Elementary	6001853	12	0	12
Global Family	0115584	13	0	12

## 2012-13 Title II, Part A School Class Size Reduction Report

The ESEA Act of 2001, Title II, Part A, Section 2123(a)(2)(B) allows LEAs to use ESEA Title II, Part A funds to recruit and hire highly qualified teachers to reduce class size.

School Name	School Code	Total Class Size Reduction Teacher Count	ESEA Title II Part A Funded Class Size Reduction Teacher Count	ESEA Teacher Count
Grass Valley Elementary	6001879	9	0	9
Greenleaf Elementary	0115618	13	0	13
Hillcrest Elementary	6001911	8	0	8
Hillside Academy	6098701	0	0	0
Home and Hospital Program	0121376	0	0	0
Hoover Elementary	6057046	0	0	0
Horace Mann Elementary	6001929	12	0	12
Howard Elementary	6001713	8	0	8
Independent Study, Sojourner Truth	6114011	0	0	0
International Community	6118616	11	0	11
Joaquin Miller Elementary	6001945	11	0	11
Kaiser Elementary	6001895	8	0	8
La Escuelita Elementary	6096523	11	0	11
Lafayette Elementary	6001978	10	0	10
Laurel Elementary	6001994	16	0	16
LIFE Academy	0130575	0	0	0
Lincoln Elementary	6002018	20	0	20
Madison Middle	6066450	0	0	0
Manzanita Community	6002042	12	0	12

### 2012-13 Title II, Part A School Class Size Reduction Report

The ESEA Act of 2001, Title II, Part A, Section 2123(a)(2)(B) allows LEAs to use ESEA Title II, Part A funds to recruit and hire highly qualified teachers to reduce class size.

School Name	School Code	Total Class Size Reduction Teacher Count	ESEA Title II Part A Funded Class Size Reduction Teacher Count	ESEA Teacher Count
Manzanita SEED	0110247	11	0	11
Markham Elementary	6002059	15	0	15
Martin Luther King, Jr. Elementary	6072235	11	0	11
McClymonds High	0110189	0	0	0
Melrose Leadership Academy	6118640	8	0	6
MetWest High	0100701	0	0	0
Montclair Elementary	6002083	14	0	14
Montera Middle	6057079	0	0	0
New Highland Academy	6001903	11	0	11
Oakland Community Day Middle	0106559	0	0	0
Oakland High	0135905	0	0	0
Oakland International High	0115667	0	0	0
Oakland Technical High	0136051	0	0	0
Parker Elementary	6002091	7	0	7
Peralta Elementary	6002109	9	0	9
Piedmont Avenue Elementary	6002117	12	0	11
Preparatory Literary Academy of Cultural Excellence	6002125	0	0	0
Ralph J. Bunche High	0118653	0	0	0
Reach Academy	0110239	11	0	11

## 2012-13 Title II, Part A School Class Size Reduction Report

The ESEA Act of 2001, Title II, Part A, Section 2123(a)(2)(B) allows LEAs to use ESEA Title II, Part A funds to recruit and hire highly qualified teachers to reduce class size.

School Name	School Code	Total Class Size Reduction Teacher Count	ESEA Title II Part A Funded Class Size Reduction Teacher Count	ESEA Teacher Count
Redwood Heights Elementary	6002141	11	0	11
Rise Community	0110262	10	0	10
Roosevelt Middle	6057087	0	0	0
ROOTS International Academy	0112805	0	0	0
Rudsdale Continuation	0130146	0	0	0
Sankofa Academy	0110254	12	0	11
Sequoia Elementary	6002174	13	0	13
Skyline High	0137943	0	0	0
Sobrante Park Elementary	6002182	6	0	6
Street Academy (Alternative)	0130179	0	0	0
Think College Now	0100792	8	0	8
Thornhill Elementary	6002216	11	0	11
United for Success Academy	0112763	0	0	0
Urban Promise Academy	6118657	0	0	0
West Oakland Middle	0115626	0	0	0
Westlake Middle	6057095	0	0	0
Young Adult Program	0121228	0	0	0





**2012-13 Title II, Part A Fiscal Year Expenditure Report, 12 Months**

A report of year-to-date expenditures and encumbrances by activity.

**CDE Program Contact:**

Jackie Rose, Title II Leadership, [jrose@cde.ca.gov](mailto:jrose@cde.ca.gov), 916-322-9503

2012-13 Title II, Part A entitlement	\$3,760,120
--------------------------------------	-------------

**Professional Development Expenditures**

Professional development for teachers	\$1,259,806
Professional development for administrators	\$715,890
Subject matter project	
Other professional development expenditures	

**Exams and Test Preparation Expenditures**

Exam fees, reimbursement	
Test preparation training and or materials	
Other exam and test preparation expenditures	

**Recruitment, Training, and Retaining Expenditures**

Recruitment activities	\$752,085
Hiring incentive and or relocation allotment	
National Board Certification and or stipend	\$69,188
Verification process for special settings (VPSS)	
University course work	
Other recruitment training and retaining expenditures	

**Miscellaneous Expenditures**

Class size reduction	
Administrative and indirect costs	\$77,052
Other allowable expenditures or encumbrances	\$220,640
Total expenditures and encumbrances	\$3,094,661
General Comment (Maximum 500 characters)	

**2012-13 Title III Part A Immigrant YTD Obligations Report, 12 Months**

A report of year-to-date obligations by activity.

**CDE Program Contact:**

Pamela Lucas, Language Policy & Leadership Office, [plucas@cde.ca.gov](mailto:plucas@cde.ca.gov), 916-323-5739

Sandra Covarrubias, Language Policy & Leadership Office, [SCovarrubias@cde.ca.gov](mailto:SCovarrubias@cde.ca.gov), 916-319-0267

**Approved Immigrant Sub-grantee Activities****(e) ACTIVITIES BY AGENCIES EXPERIENCING SUBSTANTIAL INCREASES IN IMMIGRANT CHILDREN AND YOUTH-**

(1) IN GENERAL-An eligible entity receiving funds under section 3114(d)(1) shall use the funds to pay for activities that provide enhanced instructional (opportunities for immigrant children and youth, which may include -

(A) family literacy, parent outreach, and training activities designed to assist parents to become active participants in the education of their children;

(B) support for personnel, including teacher aides who have been specifically trained, or are being trained, to provide services to immigrant children and youth;

(C) provision of tutorials, mentoring, and academic or career counseling for immigrant children and youth;

(D) identification and acquisition of curricular materials, educational software, and technologies to be used in the program carried out with funds;

**(E) basic instruction services that are directly attributable to the presence in the school district involved of immigrant children and youth, including the payment of costs of providing additional classroom supplies, costs of transportation, or such other costs as are directly attributable to such additional basic instruction services;**

(F) other instruction services that are designed to assist immigrant children and youth to achieve in elementary schools and secondary schools in the United States, such as programs of introduction to the educational system and civics education; and

(G) activities, coordinated with community-based organizations, institutions of higher education, private sector entities with expertise in working with immigrants, to assist parents of immigrant children and youth by offering comprehensive community services.

2012-13 Title III, Part A Immigrant entitlement	\$151,800
<b>Object Code - Activity</b>	
1000-1999 Certificated personnel salaries	\$49,658
2000-2999 Classified Personnel Salaries	\$60,269
3000-3999 Employee Benefits	\$38,897
4000-4999 Books And Supplies	\$0
5000-5999 Services and other operating expenditures	\$0
Administrative And Indirect Costs	\$2,976
Total Expended Amount	\$151,800
General comment	

## 2012-13 Title III Part A Immigrant YTD Obligations Report, 12 Months

A report of year-to-date obligations by activity.


**CDE Program Contact:**

Pamela Lucas, Language Policy & Leadership Office, [plucas@cde.ca.gov](mailto:plucas@cde.ca.gov), 916-323-5739

Sandra Covarrubias, Language Policy & Leadership Office, [SCovarrubias@cde.ca.gov](mailto:SCovarrubias@cde.ca.gov), 916-319-0267

(Maximum 500 characters)

--	--



## 2012-13 Title III, Part A LEP Nonprofit Private School Reimbursement

The purpose of this data collection is to capture the documentable number of private school English learners who received Title III services during the reported fiscal year.

## CDE Program Contact:

Patricia Stevens, Title III Language Policy & Leadership Office, [pstevens@cde.ca.gov](mailto:pstevens@cde.ca.gov), 916-323-5838

School Name	School Code	Enrollment	Flagged for LEP Participation	English Learner Students Served	Participation Explanation (max 500 char)
Bayhill High	0117002	69	N		Did Not participate
Baywood Learning Center	6134100	40	N		Did Not participate
Escuela Bilingüe Internacional	6138184	185	N		Did Not participate
Seneca Family of Agencies - Building Blocks	6140131	7	N		Did Not participate
E.M. University of Science & Technology	6143077	6	N		Did Not participate
Elijah's University for Self-Development	6143101	6	N		Did Not participate
IQRAA Educational Academy & Services	6143382	26	N		Did Not participate
Pacific Boychoir Academy	6205629	58	N		Did Not participate
St. Andrew M.B.C. Private P. C. P. C.	6904452	21	N		Did Not participate
Mills College Children's School	6906549	54	N		Did Not participate
Oakland Hills Academy - Avalon	6909832	13	N		Did Not participate
Agnes Memorial Christian Academy	6910343	25	N		Did Not participate
Beacon School	6928725	150	N		Did Not participate
WoodsEdge Inc. DBA Archway School	6932768	18	N		Did Not participate
Bishop O'Dowd High School	6932784	1144	N		Did Not participate
The College Preparatory School	6932818	358	N		Did Not participate
Head-Royce School	6932925	876	N		Did Not participate
Holy Names High School	6932941	170	N		Did Not participate
Patten Academy of Christian Education	6933022	117	N		Did Not participate
Pentecostal Way of Truth School Academy	6933030	18	N		Did Not participate
Saint Elizabeth High	6933121	145	N		Did Not participate

**2012-13 Title III, Part A LEP Nonprofit Private School Reimbursement**

The purpose of this data collection is to capture the documentable number of private school English learners who received Title III services during the reported fiscal year.

School Name	School Code	Enrollment	Flagged for LEP Participation	English Learner Students Served	Participation Explanation (max 500 char)
St. Paul's Episcopal	6960694	357	N		Did Not participate
Bentley	6967475	315	N		Did Not participate
St. Martin De Porres	6967491	206	Y	38	
St. Anthony School	6967517	197	Y	50	
St. Theresa School	6967533	285	N		Did Not participate
St. Elizabeth Elementary	6972939	322	Y	26	
Saint Jarlath School	6972962	97	Y	43	
St. Lawrence O'Toole Elementary	6973002	165	N		Did Not participate
Saint Leo the Great School	6973010	215	N		Did Not participate
Saint Vincent's Day Home, Inc.	6994107	28	N		Did Not participate
Raskob Day School and Learning Institute	6994727	73	N		Did Not participate
Redwood Day School	6995542	347	N		Did Not participate
Park Day	6998470	297	N		Did Not participate
Lincoln Child Center	7032485	36	N		Did Not participate
Northern Light School	7054018	149	N		Did Not participate
Aurora School	7071632	126	N		Did Not participate
Grand Lake Montessori	7071970	23	N		Did Not participate
Ile Omode	7072606	59	N		Did Not participate
Oakland Hebrew Day	7081524	172	N		Did Not participate
Acts Christian Academy	7082266	135	N		Did Not participate
Dr. Herbert Guice Christian Academy	7095292	24	N		Did Not participate
Muhammad University of Islam	7098106	41	N		Did Not participate
Julia Morgan School For Girls	7099518	190	N		Did Not participate

**2012-13 Title III, Part A LEP Nonprofit Private School Reimbursement**

The purpose of this data collection is to capture the documentable number of private school English learners who received Title III services during the reported fiscal year.

School Name	School Code	Enrollment	Flagged for LEP Participation	English Learner Students Served	Participation Explanation (max 500 char)
Candell's College Preparatory School	7103377	7	N		Did Not participate





## 2012-13 Title III, Part A LEP YTD Obligations Report, 12 Months

A report of year-to-date obligations by activity.

### CDE Program Contact:

Patty Stevens, Title III Language Policy & Leadership Office, [pstevens@cde.ca.gov](mailto:pstevens@cde.ca.gov), 916-323-5838  
 Geoffrey Ndirangu, Language Policy & Leadership Office, [gndirang@cde.ca.gov](mailto:gndirang@cde.ca.gov), 916-323-5831

### Required and Authorized LEP Sub-grantee Activities

#### Required


Section 3115 (c)(1) To increase the English Proficiency by providing high-quality language instruction educational programs that are based on scientifically based research demonstrating the effectiveness of the programs.

Section 3115 (c)(2) To provide high quality professional development to classroom teachers (including teachers in classroom settings that are not the settings of language instruction educational programs), principals, administrators, and other school or community-based organizational personnel.

#### Authorized

- (1) Upgrading program objectives and effective instruction strategies.
- (2) Improving the instruction program for limited English proficient children by identifying acquiring and upgrading curricula, instruction materials, educational software, and assessment procedures.
- (3) Providing tutorials and academic or vocational education for limited English proficient children and intensified instruction.
- (4) Developing and implementing elementary school or secondary school language instruction educational programs that are coordinated with other relevant programs and services.
- (5) Improving the English proficiency and academic achievement of limited English proficient children.
- (6) Providing community participation programs, family literacy services and parent outreach and training activities to limited English proficient children and their families.

2012-13 Title III, Part A LEP entitlement	\$1,143,566
<b>Object Code - Activity</b>	
1000-1999 Certificated personnel salaries	\$596,457
2000-2999 Classified Personnel Salaries	\$167,676
3000-3999 Employee Benefits	\$320,298
4000-4999 Books And Supplies	\$22,833
5000-5999 Services and other operating expenditures	\$14,909
Administrative And Indirect Costs	\$21,393
<b>Total Expended Amount</b>	<b>\$1,143,566</b>



## 2012-13 Homeless Education Policy, Requirements and Implementation

The purpose of this data collection is to meet federal requirements specified in ESEA Section 722. This collection includes 1) monitoring LEAs and their compliance with key provisions of the Education for Homeless Children and Youths Act and 2) collecting contact information for each required designated LEA's homeless liaison.

### CDE Program Contact:

Leanne Wheeler, Improvement & Accountability Division, [lwheeler@cde.ca.gov](mailto:lwheeler@cde.ca.gov), 916-319-0383  
 Mary Donnelly-Ortega, Improvement & Accountability Division, [MDonnellyortega@cde.ca.gov](mailto:MDonnellyortega@cde.ca.gov), 916-323-5113

### Homeless Education Certification

The LEA hereby assures and certifies to the California State Board of Education that the LEA has met the following requirements:

1. Designated a staff person as the liaison for homeless children and youths
  
2. Developed a written policy that supports the enrollment and retention of homeless children and youths in schools of the LEA which:
  - a) Includes policies and practices to ensure that homeless children and youths are not stigmatized or segregated on the basis of their status as homeless
  - b) Includes a dispute resolution process
  - c) Ensures that transportation is provided for a homeless child or youth to and from the school of origin if requested by the parent, guardian or homeless liaison
  
3. Disseminated public notice of the educational rights of homeless children and youths where such children and youths receive services under the provisions of the Education for Homeless Children and Youths Act.

### Homeless Liaison Contact Information

Contact first name	Jennifer
Contact last name	Tam
Contact title	Transitional Students & Family Specialist
Contact email address (format: abc@xyz)	jennifer.tam@ousd.k12.ca.us
Contact telephone number (format: 999-999-9999)	510-273-1682

### Homeless Education Policy and Requirements

Does the LEA have a written homeless education policy	Yes
No policy comment	

## 2012-13 Homeless Education Policy, Requirements and Implementation

The purpose of this data collection is to meet federal requirements specified in ESEA Section 722. This collection includes 1) monitoring LEAs and their compliance with key provisions of the Education for Homeless Children and Youths Act and 2) collecting contact information for each required designated LEA's homeless liaison.


### CDE Program Contact:

Leanne Wheeler, Improvement & Accountability Division, [lwheeler@cde.ca.gov](mailto:lwheeler@cde.ca.gov), 916-319-0383  
 Mary Donnelly-Ortega, Improvement & Accountability Division, [MDonnellyortega@cde.ca.gov](mailto:MDonnellyortega@cde.ca.gov), 916-323-5113

Provide an explanation why the LEA does not have a homeless education policy. (Maximum 500 characters)	
Date LEA's board approved the homeless education policy	07/14/2004
Does the LEA meet the above federal requirements	Yes
Compliance comment	
Provide an explanation why the LEA does not comply with federal requirements. (Maximum 500 characters)	

### Title I, Part A Homeless Expenditures

2012-13 Title I, Part A Entitlement	\$19,104,048
2012-13 Title I, Part A direct or indirect services to homeless children reservation	\$263,443
Amount of 2012-13 Title I, Part funds expended or encumbered for direct or indirect services to homeless children	\$256,285
No expenditures or encumbrances comment	
Provide an explanation why there is no Title I, Part A expenditures or encumbrances for homeless services. (Maximum 500 characters)	



**2013-14 Certification of Assurances**

Submission of Certification of Assurances is required every fiscal year. A complete list of legal and program assurances for the fiscal year can be found at <http://www.cde.ca.gov/fg/aa/co/ca13asstoc.asp>.

**CDE Program Contact:**

Anne Daniels, Education Data Office, [adaniels@cde.ca.gov](mailto:adaniels@cde.ca.gov), 916-319-0640

**LEA Plan**

An LEA that receives Title III funds or any LEA that receives Title I funds and is in Program Improvement corrective action must certify that its LEA Plan, including any Addenda to the Plan, is current and provide the local online web address for their LEA Plan.

State Board of Education approval date	9/11/2003
LEA Plan Web Site	<a href="http://www.ousd.k12.ca.us">www.ousd.k12.ca.us</a>

**Consolidated Application Certification Statement**

I hereby certify that all of the applicable state and federal rules and regulations will be observed by this applicant; that to the best of my knowledge the information contained in this application is correct and complete; and I agree to have the use of these funds reviewed and/or audited according to the standards and criteria set forth in the California Department of Education's Categorical Program Monitoring (CPM) Manual. Legal assurances for all programs are accepted as the basic legal condition for the operation of selected projects and programs and copies of assurances are retained on site. I certify that we accept all assurances except for those for which a waiver has been obtained or requested. A copy of all waivers or requests is on file. I certify that actual ink signatures for this page are on file.

Authorized Representative's Full Name	Vernon Hal
Authorized Representative's Signature	
Authorized Representative's Title	Deputy Superintendent of Business and Operations
Authorized Representative Signature Date	06/28/2013

### 2013-14 Protected Prayer Certification

ESEA Section 9524(b) specifies federal requirements regarding constitutionally protected prayer in public elementary and secondary schools. This form meets the annual requirement and provides written certification.

**CDE Program Contact:**

Franco Rozic, Title I Monitoring & Support, [frozic@cde.ca.gov](mailto:frozic@cde.ca.gov), 916-319-0269  
 Mary Payne, District Improvement Office, [MPayne@cde.ca.gov](mailto:MPayne@cde.ca.gov), 916-319-0379

### Protected Prayer Certification Statement

The LEA hereby assures and certifies to the California State Board of Education that the LEA has no policy that prevents, or otherwise denies participation in, constitutionally protected prayer in public schools as set forth in the "Guidance on Constitutionally Protected Prayer in Public Elementary and Secondary Schools."

The LEA hereby assures that this page has been printed and contains an ink signature. The ink signature copy shall be made available to the California Department of Education upon request or as part of an audit, a compliance review, or a complaint investigation.

The authorized representative agrees to the above statement	Yes
Authorized Representative's Full Name	Tony Smith
Authorized Representative Title	Superintendent
Authorized Representative Signature Date	06/03/2013
Comment If the LEA is not able to certify at this time an explanation must be provided in the Comment field.	

## 2013-14 Application for Funding

### CDE Program Contact:

Anne Daniels, Education Data Office, [adaniels@cde.ca.gov](mailto:adaniels@cde.ca.gov), 916-319-0640

### Local Governing Board Approval

The LEA is required to review and receive approval of their Application for Funding selections with their local governing board.

Date of approval by local governing board	08/14/2013
---	------------

### District English Learner Advisory Committee (DELAC) Review

Per Title 5 of the California Code of Regulations Section 11308, if your district has more than 50 English learners the district must establish a District English Learner Advisory Committee (DELAC) and involve them in the application for funding for programs that serve English learners.

DELAC representative's full name	Juan Piedra
DELAC review date	06/11/2013
Meeting minutes web address Please enter the web address of DELAC review meeting minutes. If a web address is not available, the LEA must keep the minutes on file which indicates that the application is approved by the committee.	
DELAC comment If an advisory committee refused to review the application, or if DELAC review is not applicable, enter a comment.	

### Application for Categorical Programs

To receive specific categorical funds for a school year the LEA must apply for the fund by selecting Yes. Only the categorical funds the LEA is eligible to receive are displayed.

<b>Economic Impact Aid</b> EC 54000 SACS 7090, 7091 By applying for Economic Impact Aid funds the LEA is agreeing to comply with the assurances posted at <a href="http://www.cde.ca.gov/fg/aa/co/ca12asstoc.asp">http://www.cde.ca.gov/fg/aa/co/ca12asstoc.asp</a> .	Yes
<b>Title I Part A (Basic Grant)</b> ESEA Sec. 1111 et seq. SACS 3010	Yes
<b>Title I Part D (Delinquent)</b> ESEA Sec. 1401 SACS 3025	Yes
<b>Title II Part A (Teacher Quality)</b>	Yes



### 2013-14 Application for Funding

**CDE Program Contact:**

Anne Daniels, Education Data Office, [adaniels@cde.ca.gov](mailto:adaniels@cde.ca.gov), 916-319-0640

ESEA Sec. 2101 SACS 4035	
<b>Title III Part A Immigrant</b>	Yes
ESEA Sec. 3102 SACS 4201	
<b>Title III Part A LEP</b>	Yes
ESEA Sec. 3102 SACS 4203	



**2013-14 Other ESEA Nonprofit Private School Participation**

The LEA must offer to provide equitable services that address the needs of nonprofit private school students, teachers, and other educational personnel under the programs listed below.

**CDE Program Contact:**

Laura Nelson, Private School List, [lnelson@cde.ca.gov](mailto:lnelson@cde.ca.gov), 916-319-0229  
 Patty Stevens, Title III Language Policy & Leadership Office, [pstevens@cde.ca.gov](mailto:pstevens@cde.ca.gov), 916-323-5838

The LEA must offer to provide equitable services that address the needs of nonprofit private school students, teachers, and other educational personnel under the programs listed below. The enrollment numbers are reported under penalty of perjury by each private school on its annual Private School Affidavit. The information filed in the Private School Affidavit is not verified, and the CDE takes no position as to its accuracy. It is expected that districts engaged in private school consultation verify nonprofit status and the accuracy of student enrollment data if it is being used for the purpose of providing equitable services.

Note: The programs displayed below may vary based on Application for Funding selections.

<br/>Note: Elementary and high school districts that have applied for Title II funds have the option to add a shared attendance area nonprofit private school if they wish to share responsibility for that school's Title II equitable services.

School Name	School Code	Enrollment	Title II Part A	Title III Part A LEP	School Added
Bayhill High	0117002	69	N	N	N
Escuela Bilingüe Internacional	6138184	185	N	N	N
Seneca Family of Agencies - Building Blocks	6140131	7	N	N	N
E.M. University of Science & Technology	6143077	6	N	N	N
Elijah's University for Self-Development	6143101	6	N	N	N
IQRAA Educational Academy & Services	6143382	26	Y	Y	N
Pacific Boychoir Academy	6205629	58	N	N	N
St. Andrew M.B.C. Private P. C. P. C.	6904452	21	N	N	N
Mills College Children's School	6906549	54	N	N	N

**2013-14 Other ESEA Nonprofit Private School Participation**


The LEA must offer to provide equitable services that address the needs of nonprofit private school students, teachers, and other educational personnel under the programs listed below.

School Name	School Code	Enrollment	Title II Part A	Title III Part A LEP	School Added
Oakland Hills Academy - Avalon	6909832	13	N	N	N
Beacon School	6928725	150	N	N	N
Bishop O'Dowd High School	6932784	1144	Y	N	N
The College Preparatory School	6932818	358	Y	N	N
Head-Royce School	6932925	876	Y	N	N
Holy Names High School	6932941	170	Y	N	N
Patten Academy of Christian Education	6933022	117	Y	N	N
Saint Elizabeth High	6933121	145	Y	N	N
St. Paul's Episcopal	6960694	357	Y	N	N
Bentley	6967475	315	Y	N	N
St. Martin De Porres	6967491	206	Y	N	N
St. Anthony School	6967517	197	Y	N	N
St. Theresa School	6967533	285	Y	N	N
St. Elizabeth Elementary	6972939	322	Y	N	N
Saint Jarlath School	6972962	97	Y	N	N
St. Lawrence O'Toole Elementary	6973002	165	Y	N	N
Saint Leo the Great School	6973010	215	Y	N	N
Saint Vincent's Day Home, Inc.	6994107	28	N	N	N
Raskob Day School and Learning Institute	6994727	73	Y	N	N
Redwood Day School	6995542	347	Y	N	N
Park Day	6998470	297	Y	N	N

**2013-14 Other ESEA Nonprofit Private School Participation**

The LEA must offer to provide equitable services that address the needs of nonprofit private school students, teachers, and other educational personnel under the programs listed below.

School Name	School Code	Enrollment	Title II Part A	Title III Part A LEP	School Added
Lincoln Child Center	7032485	36	Y	N	N
Northern Light School	7054018	149	Y	N	N
Aurora School	7071632	126	Y	N	N
Grand Lake Montessori	7071970	23	N	N	N
Ile Omode	7072606	59	N	N	N
Oakland Hebrew Day	7081524	172	Y	N	N
Acts Christian Academy	7082266	106	N	N	N
Dr. Herbert Guice Christian Academy	7095292	24	Y	N	N
Muhammad University of Islam	7098106	41	N	N	N
Julia Morgan School For Girls	7099518	190	N	N	N



## 2013-14 Title I, Part A Nonprofit Private School Participation

The LEA shall provide, on an equitable basis, special educational services or other benefits to nonprofit private school eligible children.

### CDE Program Contact:

Jyoti Singh, Title I Policy & Program Guidance, [jysingh@cde.ca.gov](mailto:jysingh@cde.ca.gov), 916-319-0372  
Rina DeRose-Swinscoe, Title I Policy & Program Guidance, [RDeroseswinscoe@cde.ca.gov](mailto:RDeroseswinscoe@cde.ca.gov), 916-323-0472

The LEA must offer to provide equitable services that address the needs of nonprofit private school students and staff under the programs listed below. The enrollment numbers are reported under penalty of perjury by each private school on its annual Private School Affidavit. The information filed in the Private School Affidavit is not verified, and the CDE takes no position as to its accuracy. It is expected that districts engaged in private school consultation verify nonprofit status and the accuracy of student enrollment data if it is being used for the purpose of providing equitable services.

### Note:

The LEA of residence is responsible for providing Title I Part A services to all eligible students who reside in the LEA's Title I attendance area but attend a private non-profit school. This includes students who attend nonprofit private schools outside the LEA's boundaries.

School Name	School Code	Enrollment	Participating	Affirmation On File	Low Income Student Count	Direct Services	Contract Services	School Added
Acts Christian Academy	7082266	106	N	N		N	N	N
Aurora School	7071632	126	N	N		N	N	N
Bayhill High	0117002	69	N	N		N	N	N
Beacon School	6928725	150	N	N		N	N	N
Bentley	6967475	315	N	N		N	N	N
Bishop O'Dowd High School	6932784	1144	Y	Y	33	N	Y	N
Dr. Herbert Guice Christian Academy	7095292	24	Y	Y	20	N	Y	N
E.M. University of Science & Technology	6143077	6	N	N		N	N	N
Elijah's University for Self-Development	6143101	6	N	N		N	N	N
Escuela Bilingüe Internacional	6138184	185	N	N		N	N	N
Grand Lake Montessori	7071970	23	N	N		N	N	N

## 2013-14 Title I, Part A Nonprofit Private School Participation

The LEA shall provide, on an equitable basis, special educational services or other benefits to nonprofit private school eligible children.


School Name	School Code	Enrollment	Participating	Affirmation On File	Low Income Student Count	Direct Services	Contract Services	School Added
Head-Royce School	6932925	876	N	N		N	N	N
Holy Names High School	6932941	170	Y	Y	25	N	Y	N
Ile Omode	7072606	59	N	N		N	N	N
IQRAA Educational Academy & Services	6143382	26	Y	Y	6	N	Y	N
Julia Morgan School For Girls	7099518	190	N	N		N	N	N
Lincoln Child Center	7032485	36	Y	Y	21	N	Y	N
Mills College Children's School	6906549	54	N	N		N	N	N
Muhammad University of Islam	7098106	41	N	N		N	N	N
Northern Light School	7054018	149	Y	Y	50	N	Y	N
Oakland Hebrew Day	7081524	172	N	N		N	N	N
Oakland Hills Academy - Avalon	6909832	13	N	N		N	N	N
Pacific Boychoir Academy	6205629	58	N	N		N	N	N
Park Day	6998470	297	N	N		N	N	N
Patten Academy of Christian Education	6933022	117	Y	Y	63	N	Y	N
Raskob Day School and Learning Institute	6994727	73	N	N		N	N	N
Redwood Day School	6995542	347	N	N		N	N	N
Saint Elizabeth High	6933121	145	Y	Y	90	N	Y	N
Saint Jarlath School	6972962	97	Y	Y	78	N	Y	N
Saint Leo the Great School	6973010	215	Y	Y	19	N	Y	N
Saint Vincent's Day Home, Inc.	6994107	28	Y	Y	27	N	Y	N
Seneca Family of Agencies - Building Blocks	6140131	7	N	N		N	N	N
St. Andrew M.B.C. Private P. C. P. C.	6904452	21	N	N		N	N	N



### 2013-14 Title I, Part A Nonprofit Private School Participation

The LEA shall provide, on an equitable basis, special educational services or other benefits to nonprofit private school eligible children.

School Name	School Code	Enrollment	Participating	Affirmation On File	Low Income Student Count	Direct Services	Contract Services	School Added
St. Anthony School	6967517	197	Y	Y	161	N	Y	N
St. Elizabeth Elementary	6972939	322	Y	Y	218	N	Y	N
St. Lawrence O'Toole Elementary	6973002	165	Y	Y	16	N	Y	N
St. Martin De Porres	6967491	206	Y	Y	180	N	Y	N
St. Paul's Episcopal	6960694	357	N	N		N	N	N
St. Theresa School	6967533	285	N	N		N	N	N
The College Preparatory School	6932818	358	N	N		N	N	N



### 2013-14 Economic Impact Aid School Funding Plan

Based on information provided in the School Student Counts Projected data collection, the table below provides eligibility and ranking information.

**CDE Program Contact:**

Gustavo Gonzalez, EIA / LEP, [ggonzalez@cde.ca.gov](mailto:ggonzalez@cde.ca.gov), 916-319-0420  
 Mark Klinesteker, EIA / SCE, [mklinesteker@cde.ca.gov](mailto:mklinesteker@cde.ca.gov), 916-319-0256

### District Advisory Committee (DAC) Review

Per Title 5 of the California Code of Regulations section 4423(c) and Education Code section 54420, once a school district or county office with juvenile court schools is deemed eligible for Economic Impact Aid (EIA) and designates EIA funds for State Compensatory Education (SCE) then the LEA must give the DAC the opportunity to give or offer advice regarding compensatory education programs.

DAC representative's full name Wandra Boyd

DAC review date 06/06/2013

Meeting minutes web address

Please enter the web address of DAC review meeting minutes.

DAC comment

If the advisory committee did not review, describe consulting procedures:

Group schools by grade span No

Funding method SCE/LEP

**NOTE:** If the LEA has selected to fund LEP Only, no additional action or data entry is required for the EIA School Allocation Plan. The Plan should be saved in order to certify the data collection.

SCE Ranking Method Low\_Income\_  
Percent

School Name	School Code	Grade Span Group	Projected Enrollment	Projected Low Income Students	Low Income %	Projected LEP Students	LEP %	Projected EDY Students	EDY %	Projected SCE Students	SCE %	Ranking	SCE Eligible	SCE Fund
Oakland Community Day Middle	0106559	2	12	12	100.00	0	0.00	12	100.00	24	200.00	1	Y	Y
Coliseum College Prep Academy	0112797	3	470	454	96.60	155	32.98	378	80.43	987	210.00	2	Y	Y
Oakland International High	0115667	3	312	297	95.19	295	94.55	310	99.36	902	289.10	3	Y	Y
Esperanza Elementary	6002190	1	321	305	95.02	273	85.05	310	96.57	888	276.64	4	Y	Y

## 2013-14 Economic Impact Aid School Funding Plan

Based on information provided in the School Student Counts Projected data collection, the table below provides eligibility and ranking information.

School Name	School Code	Grade Span Group	Projected Enrollment	Projected Low Income Students	Low Income %	Projected LEP Students	LEP %	Projected EDY Students	EDY %	Projected SCE Students	SCE %	Ranking	SCE Eligible	SCE Fund
Think College Now	0100792	1	300	285	95.00	165	55.00	241	80.33	691	230.33	5	Y	Y
Futures Elementary	0115576	1	329	307	93.31	120	36.47	287	87.23	714	217.02	6	Y	Y
Global Family	0115584	1	420	390	92.86	364	86.67	420	100.00	1174	279.52	7	Y	Y
Alliance Academy	0112771	2	346	315	91.04	140	40.46	300	86.71	755	218.21	8	Y	Y
International Community	6118616	1	350	318	90.86	227	64.86	300	85.71	845	241.43	9	Y	Y
Fred T. Korematsu Discovery Academy	0112813	1	411	372	90.51	231	56.20	330	80.29	933	227.01	10	Y	Y
Elmhurst Community Prep	0112789	2	376	340	90.43	119	31.65	328	87.23	787	209.31	11	Y	Y
Urban Promise Academy	6118657	2	324	293	90.43	130	40.12	253	78.09	676	208.64	12	Y	Y
Garfield Elementary	6001846	1	600	542	90.33	352	58.67	553	92.17	1447	241.17	13	Y	Y
United for Success Academy	0112763	2	416	375	90.14	194	46.63	408	98.08	977	234.86	14	Y	Y
ACORN Woodland Elementary	6002273	1	282	254	90.07	177	62.77	239	84.75	670	237.59	15	Y	Y
Madison Park Academy 6-12	6066450	2	500	448	89.60	143	28.60	413	82.60	1004	200.80	16	Y	Y
Hoover Elementary	6057046	1	317	284	89.59	108	34.07	286	90.22	678	213.88	17	Y	Y
Rise Community	0110262	1	298	266	89.26	152	51.01	247	82.89	665	223.15	18	Y	Y
Allendale Elementary	6001630	1	395	352	89.11	148	37.47	356	90.13	856	216.71	19	Y	Y
Markham Elementary	6002059	1	350	311	88.86	168	48.00	340	97.14	819	234.00	20	Y	Y
Community United Elementary	0115204	1	409	363	88.75	234	57.21	387	94.62	984	240.59	21	Y	Y
ROOTS International Academy	0112805	2	328	291	88.72	123	37.50	316	96.34	730	222.56	22	Y	Y
EnCompass Academy Elementary	0102988	1	305	269	88.20	195	63.93	260	85.25	724	237.38	23	Y	Y
Fruitvale Elementary	6001838	1	417	365	87.53	162	38.85	373	89.45	900	215.83	24	Y	Y
Manzanita SEED	0110247	1	385	336	87.27	158	41.04	202	52.47	696	180.78	25	Y	Y
Frick Middle	6057020	2	284	247	86.97	46	16.20	251	88.38	544	191.55	26	Y	Y
Bridges Academy	6002075	1	389	336	86.38	274	70.44	348	89.46	958	246.27	27	Y	Y

## 2013-14 Economic Impact Aid School Funding Plan

Based on information provided in the School Student Counts Projected data collection, the table below provides eligibility and ranking information.

School Name	School Code	Grade Span Group	Projected Enrollment	Projected Low Income Students	Low Income %	Projected LEP Students	LEP %	Projected EDY Students	EDY %	Projected SCE Students	SCE %	Ranking	SCE Eligible	SCE Fund
West Oakland Middle	0115626	2	204	176	86.27	24	11.76	204	100.00	404	198.04	28	Y	Y
Reach Academy	0110239	1	367	315	85.83	116	31.61	313	85.29	744	202.72	29	Y	Y
Horace Mann Elementary	6001929	1	356	305	85.67	145	40.73	256	71.91	706	198.31	30	Y	Y
Westlake Middle	6057095	2	576	492	85.42	109	18.92	481	83.51	1082	187.85	31	Y	Y
Roosevelt Middle	6057087	2	555	474	85.41	169	30.45	485	87.39	1128	203.24	32	Y	Y
East Oakland Pride Elementary	0115600	1	456	389	85.31	339	74.34	456	100.00	1184	259.65	33	Y	Y
MetWest High	0100701	3	144	122	84.72	18	12.50	102	70.83	242	168.06	34	Y	Y
New Highland Academy	6001903	1	291	246	84.54	217	74.57	279	95.88	742	254.98	35	Y	Y
Parker Elementary	6002091	1	200	169	84.50	30	15.00	158	79.00	357	178.50	36	Y	Y
LIFE Academy	0130575	3	405	339	83.70	114	28.15	308	76.05	761	187.90	37	Y	Y
Howard Elementary	6001713	1	198	165	83.33	25	12.63	179	90.40	369	186.36	38	Y	Y
Lafayette Elementary	6001978	1	296	246	83.11	81	27.36	283	95.61	610	206.08	39	Y	Y
Bella Vista Elementary	6001655	1	489	404	82.62	238	48.67	389	79.55	1031	210.84	40	Y	Y
Franklin Elementary	6001820	1	770	632	82.08	409	53.12	642	83.38	1683	218.57	41	Y	Y
Manzanita Community	6002042	1	345	282	81.74	142	41.16	284	82.32	708	205.22	42	Y	Y
Preparatory Literary Academy of Cultural Excellence	6002125	1	194	158	81.44	57	29.38	185	95.36	400	206.19	43	Y	Y
Lincoln Elementary	6002018	1	716	579	80.87	364	50.84	472	65.92	1415	197.63	44	Y	Y
Fremont High	0125716	3	737	592	80.33	635	86.16	737	100.00	1964	266.49	45	Y	Y
Madison Park Academy TK-5	6002182	1	227	182	80.18	109	48.02	203	89.43	494	217.62	46	Y	Y
La Escuelita Elementary	6096523	1	273	218	79.85	181	66.30	225	82.42	624	228.57	47	Y	Y
Dewey Academy	0132688	3	234	186	79.49	47	20.09	152	64.96	385	164.53	48	Y	Y
Castlemont High	0125161	3	600	469	78.17	508	84.67	600	100.00	1577	262.83	49	Y	Y
Oakland High	0135905	3	1492	1154	77.35	245	16.42	1102	73.86	2501	167.63	50	Y	Y

**2013-14 Economic Impact Aid School Funding Plan**

Based on information provided in the School Student Counts Projected data collection, the table below provides eligibility and ranking information.

School Name	School Code	Grade Span Group	Projected Enrollment	Projected Low Income Students	Low Income %	Projected LEP Students	LEP %	Projected EDY Students	EDY %	Projected SCE Students	SCE %	Ranking	SCE Eligible	SCE Fund
Laurel Elementary	6001994	1	533	405	75.98	202	37.90	427	80.11	1034	194.00	51	Y	Y
Emerson Elementary	6001812	1	332	252	75.90	64	19.28	288	86.75	604	181.93	52	Y	Y
Community Day	0106542	3	29	22	75.86	0	0.00	16	55.17	38	131.03	53	Y	Y
Ralph J. Bunche High	0118653	3	156	118	75.64	27	17.31	98	62.82	243	155.77	54	Y	Y
Bret Harte Middle	6056998	2	532	392	73.68	102	19.17	509	95.68	1003	188.53	55	Y	Y
Martin Luther King, Jr. Elementary	6072235	1	320	231	72.19	66	20.63	256	80.00	553	172.81	56	Y	Y
Brookfield Elementary	6001663	1	358	241	67.32	193	53.91	324	90.50	758	211.73	57	Y	Y
Greenleaf Elementary	0115618	1	551	367	66.61	355	64.43	474	86.03	1196	217.06	58	Y	Y
Melrose Leadership Academy	6118640	1	342	226	66.08	104	30.41	242	70.76	572	167.25	59	Y	Y
Edna Brewer Middle	6057061	2	828	547	66.06	66	7.97	581	70.17	1194	144.20	60	Y	Y
Sankofa Academy	0110254	1	372	242	65.05	11	2.96	205	55.11	458	123.12	61	Y	Y
Piedmont Avenue Elementary	6002117	1	384	249	64.84	56	14.58	290	75.52	595	154.95	62	Y	Y
Skyline High	0137943	3	1882	1217	64.67	194	10.31	1496	79.49	2907	154.46	63	Y	Y
Rudsdale Continuation	0130146	3	165	105	63.64	36	21.82	126	76.36	267	161.82	64	Y	Y
Independent Study, Sojourner Truth	6114011	1	231	146	63.20	14	6.06	99	42.86	259	112.12	65	Y	Y
Burckhalter Elementary	6001689	1	304	189	62.17	25	8.22	162	53.29	376	123.68	66	Y	Y
Carl B. Munck Elementary	6001697	1	327	203	62.08	27	8.26	246	75.23	476	145.57	67	Y	Y
Grass Valley Elementary	6001879	1	251	144	57.37	7	2.79	212	84.46	363	144.62	68	Y	Y
Claremont Middle	6057004	2	357	203	56.86	16	4.48	282	78.99	501	140.34	69	Y	Y
Oakland Technical High	0136051	3	1994	1024	51.35	189	9.48	1411	70.76	2624	131.59	70	Y	Y
Cleveland Elementary	6001739	1	343	173	50.44	109	31.78	217	63.27	499	145.48	71	Y	Y
McClymonds High	0110189	3	274	114	41.61	9	3.28	186	67.88	309	112.77	72	Y	Y
Montera Middle	6057079	2	973	395	40.60	37	3.80	706	72.56	1138	116.96	73	Y	Y

**2013-14 Economic Impact Aid School Funding Plan**

Based on information provided in the School Student Counts Projected data collection, the table below provides eligibility and ranking information.

School Name	School Code	Grade Span Group	Projected Enrollment	Projected Low Income Students	Low Income %	Projected LEP Students	LEP %	Projected EDY Students	EDY %	Projected SCE Students	SCE %	Ranking	SCE Eligible	SCE Fund
Sequoia Elementary	6002174	1	429	168	39.16	72	16.78	330	76.92	570	132.87	74	Y	Y
Peralta Elementary	6002109	1	334	120	35.93	23	6.89	192	57.49	335	100.30	75	Y	Y
Glenview Elementary	6001853	1	467	164	35.12	77	16.49	303	64.88	544	116.49	76	Y	Y
Gateway to College at Laney College	0119859	3	81	23	28.40	11	13.58	16	19.75	50	61.73	77	Y	N
Street Academy (Alternative)	0130179	3	82	23	28.05	7	8.54	45	54.88	75	91.46	78	Y	Y
Joaquin Miller Elementary	6001945	1	414	74	17.87	25	6.04	223	53.86	322	77.78	79	Y	N
Kaiser Elementary	6001895	1	277	41	14.80	10	3.61	193	69.68	244	88.09	80	Y	Y
Chabot Elementary	6001648	1	580	55	9.48	16	2.76	302	52.07	373	64.31	81	Y	N
Thornhill Elementary	6002216	1	394	19	4.82	17	4.31	205	52.03	241	61.17	82	Y	N
Crocker Highlands Elementary	6001754	1	431	20	4.64	10	2.32	222	51.51	252	58.47	83	Y	N
Redwood Heights Elementary	6002141	1	365	79	21.64	23	6.30	165	45.21	267	73.15	84	N	N
Montclair Elementary	6002083	1	542	29	5.35	15	2.77	249	45.94	293	54.06	85	N	N
Hillcrest Elementary	6001911	1	358	11	3.07	3	0.84	111	31.01	125	34.92	86	N	N
Hillside Academy	6098701	3	0	0	0.00	0	0.00	0	0.00	0	0.00	87	N	N
Home and Hospital Program	0121376	3	0	0	0.00	0	0.00	0	0.00	0	0.00	88	N	N
Young Adult Program	0121228	3	0	0	0.00	0	0.00	0	0.00	0	0.00	89	N	N

...the first of these is the fact that the ...

...the second of these is the fact that the ...

...the third of these is the fact that the ...

...the fourth of these is the fact that the ...

...the fifth of these is the fact that the ...

...the sixth of these is the fact that the ...

...the seventh of these is the fact that the ...

...the eighth of these is the fact that the ...

...the ninth of these is the fact that the ...

...the tenth of these is the fact that the ...



**2013-14 Title I, Part A Planned School Allocations**

Based on information provided in the School Student Counts data collection, the table below provides eligibility and ranking information. For school allocation planning, the LEA has indicated which schools it intends to allocate Title I Part A funds by entering a check in the Fund column.

**CDE Program Contact:**

Nancy Bodenhausen, Title I Policy & Program Guidance, [NBodenhausen@cde.ca.gov](mailto:NBodenhausen@cde.ca.gov), 916-445-4904  
 Lana Zhou, Title I Policy & Program Guidance, [lzhou@cde.ca.gov](mailto:lzhou@cde.ca.gov), 916-319-0956

If an exception to funding is needed, enter an Exception Reason. Use lower case only.

**Allowable Exception Reasons**

- a - Meets 35% Low Income Requirement
- c - Funded by Other Allowable Sources
- d - Desegregation Waiver on File
- e - Grandfather Provision
- f - Feeder Pattern
- g - Local Funded Charter Opted Out
- h - Local Funded Charter Opt In

Group Schools by Grade Span	No
District-wide Low Income %	69.02%
Grade Span 1 Low Income %	66.65%
Grade Span 2 Low Income %	75.73%
Grade Span 3 Low Income %	69.32%

School Name	School Code	Grade Span Group	Projected Enrollment	Projected Low Income Students	Low Income %	Eligible	Funding Required	Ranking	Fund Flag	Exception Reason	Comment
Oakland Community Day Middle	0106559	2	12	12	100.00	Y	Y	1	Y		
Coliseum College Prep Academy	0112797	3	470	454	96.60	Y	Y	2	Y		
Oakland International High	0115667	3	312	297	95.19	Y	Y	3	Y		
Esperanza Elementary	6002190	1	321	305	95.02	Y	Y	4	Y		
Think College Now	0100792	1	300	285	95.00	Y	Y	5	Y		

### 2013-14 Title I, Part A Planned School Allocations

Based on information provided in the School Student Counts data collection, the table below provides eligibility and ranking information. For school allocation planning, the LEA has indicated which schools it intends to allocate Title I Part A funds by entering a check in the Fund column.

School Name	School Code	Grade Span Group	Projected Enrollment	Projected Low Income Students	Low Income %	Eligible	Funding Required	Ranking	Fund Flag	Exception Reason	Comment
Futures Elementary	0115576	1	329	307	93.31	Y	Y	6	Y		
Global Family	0115584	1	420	390	92.86	Y	Y	7	Y		
Alliance Academy	0112771	2	346	315	91.04	Y	Y	8	Y		
International Community	6118616	1	350	318	90.86	Y	Y	9	Y		
Fred T. Korematsu Discovery Academy	0112813	1	411	372	90.51	Y	Y	10	Y		
Elmhurst Community Prep	0112789	2	376	340	90.43	Y	Y	11	Y		
Urban Promise Academy	6118657	2	324	293	90.43	Y	Y	12	Y		
Garfield Elementary	6001846	1	600	542	90.33	Y	Y	13	Y		
United for Success Academy	0112763	2	416	375	90.14	Y	Y	14	Y		
ACORN Woodland Elementary	6002273	1	282	254	90.07	Y	Y	15	Y		
Madison Park Academy 6-12	6066450	2	500	448	89.60	Y	Y	16	Y		
Hoover Elementary	6057046	1	317	284	89.59	Y	Y	17	Y		
Rise Community	0110262	1	298	266	89.26	Y	Y	18	Y		
Allendale Elementary	6001630	1	395	352	89.11	Y	Y	19	Y		
Markham Elementary	6002059	1	350	311	88.86	Y	Y	20	Y		
Community United Elementary	0115204	1	409	363	88.75	Y	Y	21	Y		
ROOTS International Academy	0112805	2	328	291	88.72	Y	Y	22	Y		
EnCompass Academy Elementary	0102988	1	305	269	88.20	Y	Y	23	Y		
Fruitvale Elementary	6001838	1	417	365	87.53	Y	Y	24	Y		

## 2013-14 Title I, Part A Planned School Allocations

Based on information provided in the School Student Counts data collection, the table below provides eligibility and ranking information. For school allocation planning, the LEA has indicated which schools it intends to allocate Title I Part A funds by entering a check in the Fund column.

School Name	School Code	Grade Span Group	Projected Enrollment	Projected Low Income Students	Low Income %	Eligible	Funding Required	Ranking	Fund Flag	Exception Reason	Comment
Manzanita SEED	0110247	1	385	336	87.27	Y	Y	25	Y		
Frick Middle	6057020	2	284	247	86.97	Y	Y	26	Y		
Bridges Academy	6002075	1	389	336	86.38	Y	Y	27	Y		
West Oakland Middle	0115626	2	204	176	86.27	Y	Y	28	Y		
Reach Academy	0110239	1	367	315	85.83	Y	Y	29	Y		
Horace Mann Elementary	6001929	1	356	305	85.67	Y	Y	30	Y		
Westlake Middle	6057095	2	576	492	85.42	Y	Y	31	Y		
Roosevelt Middle	6057087	2	555	474	85.41	Y	Y	32	Y		
East Oakland Pride Elementary	0115600	1	456	389	85.31	Y	Y	33	Y		
MetWest High	0100701	3	144	122	84.72	Y	Y	34	Y		
New Highland Academy	6001903	1	291	246	84.54	Y	Y	35	Y		
Parker Elementary	6002091	1	200	169	84.50	Y	Y	36	Y		
LIFE Academy	0130575	3	405	339	83.70	Y	Y	37	Y		
Howard Elementary	6001713	1	198	165	83.33	Y	Y	38	Y		
Lafayette Elementary	6001978	1	296	246	83.11	Y	Y	39	Y		
Bella Vista Elementary	6001655	1	489	404	82.62	Y	Y	40	Y		
Franklin Elementary	6001820	1	770	632	82.08	Y	Y	41	Y		
Manzanita Community	6002042	1	345	282	81.74	Y	Y	42	Y		
Preparatory Literary Academy of Cultural Excellence	6002125	1	194	158	81.44	Y	Y	43	Y		

## 2013-14 Title I, Part A Planned School Allocations

Based on information provided in the School Student Counts data collection, the table below provides eligibility and ranking information. For school allocation planning, the LEA has indicated which schools it intends to allocate Title I Part A funds by entering a check in the Fund column.

School Name	School Code	Grade Span Group	Projected Enrollment	Projected Low Income Students	Low Income %	Eligible	Funding Required	Ranking	Fund Flag	Exception Reason	Comment
Lincoln Elementary	6002018	1	716	579	80.87	Y	Y	44	Y		
Fremont High	0125716	3	737	592	80.33	Y	Y	45	Y		
Madison Park Academy TK-5	6002182	1	227	182	80.18	Y	Y	46	Y		
La Escuelita Elementary	6096523	1	273	218	79.85	Y	Y	47	Y		
Dewey Academy	0132688	3	234	186	79.49	Y	Y	48	Y		
Castlemont High	0125161	3	600	469	78.17	Y	Y	49	Y		
American Indian Public Charter	6113807	2	285	222	77.89	Y	Y	50	Y		
Oakland High	0135905	3	1492	1154	77.35	Y	Y	51	Y		
American Indian Public High	0111856	3	244	188	77.05	Y	Y	52	Y		
Laurel Elementary	6001994	1	533	405	75.98	Y	Y	53	Y		
Emerson Elementary	6001812	1	332	252	75.90	Y	Y	54	Y		
Community Day	0106542	3	29	22	75.86	Y	Y	55	Y		
Ralph J. Bunche High	0118653	3	156	118	75.64	Y	Y	56	Y		
Bret Harte Middle	6056998	2	532	392	73.68	Y	N	57	Y		
Martin Luther King, Jr. Elementary	6072235	1	320	231	72.19	Y	N	58	Y		
Brookfield Elementary	6001663	1	358	241	67.32	N	N	59	Y	a	
Greenleaf Elementary	0115618	1	551	367	66.61	N	N	60	Y	a	
Melrose Leadership Academy	6118640	1	342	226	66.08	N	N	61	Y	a	
Edna Brewer Middle	6057061	2	828	547	66.06	N	N	62	Y	a	

## 2013-14 Title I, Part A Planned School Allocations

Based on information provided in the School Student Counts data collection, the table below provides eligibility and ranking information. For school allocation planning, the LEA has indicated which schools it intends to allocate Title I Part A funds by entering a check in the Fund column.

School Name	School Code	Grade Span Group	Projected Enrollment	Projected Low Income Students	Low Income %	Eligible	Funding Required	Ranking	Fund Flag	Exception Reason	Comment
Sankofa Academy	0110254	1	372	242	65.05	N	N	63	Y	a	
Piedmont Avenue Elementary	6002117	1	384	249	64.84	N	N	64	Y	a	
Skyline High	0137943	3	1882	1217	64.67	N	N	65	Y	a	
Rudsdale Continuation	0130146	3	165	105	63.64	N	N	66	Y	a	
Independent Study, Sojourner Truth	6114011	1	231	146	63.20	N	N	67	Y	a	
Burckhalter Elementary	6001689	1	304	189	62.17	N	N	68	Y	a	
Carl B. Munck Elementary	6001697	1	327	203	62.08	N	N	69	Y	a	
Grass Valley Elementary	6001879	1	251	144	57.37	N	N	70	Y	a	
Claremont Middle	6057004	2	357	203	56.86	N	N	71	Y	a	
Oakland Technical High	0136051	3	1994	1024	51.35	N	N	72	Y	a	
Cleveland Elementary	6001739	1	343	173	50.44	N	N	73	Y	a	
McClymonds High	0110189	3	274	114	41.61	N	N	74	Y	a	
Montera Middle	6057079	2	973	395	40.60	N	N	75	Y	a	
Sequoia Elementary	6002174	1	429	168	39.16	N	N	76	Y	a	
Peralta Elementary	6002109	1	334	120	35.93	N	N	77	Y	a	
Glenview Elementary	6001853	1	467	164	35.12	N	N	78	Y	a	
Gateway to College at Laney College	0119859	3	81	23	28.40	N	N	79	N		
Street Academy (Alternative)	0130179	3	82	23	28.05	N	N	80	Y	e	
Redwood Heights Elementary	6002141	1	365	79	21.64	N	N	81	N		

**2013-14 Title I, Part A Planned School Allocations**

Based on information provided in the School Student Counts data collection, the table below provides eligibility and ranking information. For school allocation planning, the LEA has indicated which schools it intends to allocate Title I Part A funds by entering a check in the Fund column.

School Name	School Code	Grade Span Group	Projected Enrollment	Projected Low Income Students	Low Income %	Eligible	Funding Required	Ranking	Fund Flag	Exception Reason	Comment
Joaquin Miller Elementary	6001945	1	414	74	17.87	N	N	82	N		
Kaiser Elementary	6001895	1	277	41	14.80	N	N	83	N		
Chabot Elementary	6001648	1	580	55	9.48	N	N	84	N		
Montclair Elementary	6002083	1	542	29	5.35	N	N	85	N		
Thornhill Elementary	6002216	1	394	19	4.82	N	N	86	N		
Crocker Highlands Elementary	6001754	1	431	20	4.64	N	N	87	N		
Hillcrest Elementary	6001911	1	358	11	3.07	N	N	88	N		
East Oakland Leadership Academy High	0116137		0	0	0.00	N	N	89			
Hillside Academy	6098701	3	0	0	0.00	N	N	90	N		
Home and Hospital Program	0121376	3	0	0	0.00	N	N	91	N		
Young Adult Program	0121228	3	0	0	0.00	N	N	92	N		



## 2013-14 Title III, Part A Immigrant Proposed Obligations

This data collection captures proposed expenditures for the coming year, based on the projected entitlement amount.

### CDE Program Contact:

Pamela Lucas, Language Policy & Leadership Office, [plucas@cde.ca.gov](mailto:plucas@cde.ca.gov), 916-323-5739  
 Sandra Covarrubias, Language Policy & Leadership Office, [SCovarrubias@cde.ca.gov](mailto:SCovarrubias@cde.ca.gov), 916-319-0267

### Approved Immigrant Sub-grantee Activities

#### (e) ACTIVITIES BY AGENCIES EXPERIENCING SUBSTANTIAL INCREASES IN IMMIGRANT CHILDREN AND YOUTH-

(1) IN GENERAL-An eligible entity receiving funds under section 3114(d)(1) shall use the funds to pay for activities that provide enhanced instructional (opportunities for immigrant children and youth, which may include -

- (A) family literacy, parent outreach, and training activities designed to assist parents to become active participants in the education of their children;
- (B) support for personnel, including teacher aides who have been specifically trained, or are being trained, to provide services to immigrant children and youth;
- (C) provision of tutorials, mentoring, and academic or career counseling for immigrant children and youth;
- (D) identification and acquisition of curricular materials, educational software, and technologies to be used in the program carried out with funds;

- (E) basic instruction services that are directly attributable to the presence in the school district involved of immigrant children and youth, including the payment of costs of providing additional classroom supplies, costs of transportation, or such other costs as are directly attributable to such additional basic instruction services;
- (F) other instruction services that are designed to assist immigrant children and youth to achieve in elementary schools and secondary schools in the United States, such as programs of introduction to the educational system and civics education; and
- (G) activities, coordinated with community-based organizations, institutions of higher education, private sector entities with expertise in working with immigrants, to assist parents of immigrant children and youth by offering comprehensive community services.

<b>Projected entitlement:</b>	<b>\$148,565</b>
<b>Object Code - Activities</b>	
1000-1999 Proposed certificated personnel salaries	\$34,871
2000-2999 Proposed classified personnel salaries	\$52,689
3000-3999 Proposed employee benefits	\$37,471
4000-4999 Proposed books and supplies	\$20,420
5000-5999 Proposed services and other operating expenditures	\$200
Proposed administrative and indirect costs	\$2,914
<b>Total proposed obligations</b>	<b>\$148,565</b>



**2013-14 Title III, Part A LEP Proposed Obligations**

This data collection captures proposed expenditures for the coming year, based on the projected entitlement amount.

**CDE Program Contact:**

Patty Stevens, Title III Language Policy & Leadership Office, [pstevens@cde.ca.gov](mailto:pstevens@cde.ca.gov), 916-323-5838  
Geoffrey Ndirangu, Language Policy & Leadership Office, [gndirang@cde.ca.gov](mailto:gndirang@cde.ca.gov), 916-323-5831

**Required and Authorized LEP Sub-grantee Activities****Required**

Section 3115 (c)(1) To increase the English Proficiency by providing high-quality language instruction educational programs that are based on scientifically based research demonstrating the effectiveness of the programs.

Section 3115 (c)(2) To provide high quality professional development to classroom teachers (including teachers in classroom settings that are not the settings of language instruction educational programs), principals, administrators, and other school or community-based organizational personnel.

**Authorized**

- (1) Upgrading program objectives and effective instruction strategies.
- (2) Improving the instruction program for limited English proficient children by identifying acquiring and upgrading curricula, instruction materials, educational software, and assessment procedures.
- (3) Providing tutorials and academic or vocational education for limited English proficient children and intensified instruction.
- (4) Developing and implementing elementary school or secondary school language instruction educational programs that are coordinated with other relevant programs and services.
- (5) Improving the English proficiency and academic achievement of limited English proficient children.
- (6) Providing community participation programs, family literacy services and parent outreach and training activities to limited English proficient children and their families.

<b>Proposed entitlement:</b>	<b>\$985,366</b>
<b>Object Code - Activity</b>	
1000-1999 Proposed certificated personnel salaries	\$451,413
2000-2999 Proposed classified personnel salaries	\$210,031
3000-3999 Proposed employee benefits	\$281,271
4000-4999 Proposed books and supplies	\$11,172
5000-5999 Proposed services and other operating expenditures	\$12,158
Proposed administrative and indirect costs	\$19,321
<b>Total proposed obligations</b>	<b>\$985,366</b>



## 2013-14 Substitute System for Time Accounting

This certification may be used by auditors and by CDE oversight personnel when conducting audits and sub-recipient monitoring of the substitute time-and-effort system. Approval is automatically granted when the LEA submits and certifies this data collection.

**CDE Program Contact:**

Julie Brucklacher, Financial Accountability & Info Srv, [jbruckla@cde.ca.gov](mailto:jbruckla@cde.ca.gov), 916-327-0858

The LEA certifies that only eligible employees will participate in the substitute system and that the system used to document employee work schedules includes sufficient controls to ensure that the schedules are accurate.

2013-14 Request for authorization	No
2012-13 Request for authorization (Retroactive to July 1, 2012)	No
LEA certifies that the following is a full disclosure of any known deficiencies with the substitute system or known challenges with implementing the system (Maximum 500 characters)	

