




# Aspire College Academy



Presenter:  
Brian White, Principal



## Aspire College Academy

Where All Families are  
Welcome & Students Thrive

8030 Atherton St  
Oakland, CA 94605

### QUICK FACTS ABOUT ACA

✓ Founded in 2011

✓ Serves Transitional Kindergarten  
Through 5th Grade

✓ Student Population - 215

✓ Inclusion School - All Students Are Included in  
our General Education Classrooms

✓ 92% Socioeconomically Disadvantaged

✓ 52% Multi-Language Learners

✓ 67% Hispanic/Latino

✓ 27% African American

✓ 91% Attendance Rate

✓ 1:6 - Staff to Student Ratio

✓ 23 - Average Class Size



## Aspire College Academy

Where All Families are  
Welcome & Students Thrive

8030 Atherton St  
Oakland, CA 94605

### OUR MISSION



Aspire College Academy is a **relationship-centered school** that validates our students' and families' background and culture. We pride ourselves on having a school climate that is welcoming to all that enter through our doors. Our aim is to have a school environment, in which, staff, students, parents and community members are **celebrated and affirmed**.

ACA is committed to placing the needs of our **students first**, while preparing our scholars for a successful life by **instilling values and confidence** through **meaningful instruction** that focuses on the **development of the whole child**.



# STUDENT DATA

ACA demonstrated double-digit growth on CAASPP in both ELA(11.97% to 24.30%) & Math (13.68% to 27.53%) from 2023 to 2024

Based upon the California Dashboard, ACA exhibited overall growth across all academic indicators (ELA, Math, & ELPI)

Out of 12 comparative TK-5 schools within 1.89 miles or less of ACA, ACA outgrew them all in both ELA & Math based upon DFS change. ACA had an overall DFS change of 31.4 in ELA, compared to the next best school at 16.9. In Math, ACA had a DFS change of 28.4 which was also tops amongst comparative schools

## 2023 to 2024 CAASPP Distance from Standard Comparative Growth

	ACA	OUSD	State
Socioeconomically Disadvantaged	30.7 ELA / 26.9 Math	11.9 ELA / 11.2 Math	1.7 ELA / 2.6 Math
Hispanic	27.8 ELA / 39.7 Math	2.0 ELA / 3.3 Math	0.9 ELA / 1.6 Math
English Learner	29.6 ELA / 27.5 Math	-5.9 ELA / -0.9 Math	0.1 ELA / 0.0 Math
African American	33.5 ELA / 7.0 Math	20.2 ELA / 17.4 Math	0.7 ELA / 2.3 Math

8030 Atherton St  
Oakland, CA 94605

# SPECIAL PROGRAMS AT ACA

S.T.E.A.M. Elective

Intensive Small Group Reading Instruction

Special Education Services, Including Speech-Language & Occupational Therapy Services

Counseling Services

Physical Education

Student Groups including La Raza Latinas

Unidas, Black Student Union, & Student Council

Fine & Visual Art Club

UC Berkeley Young Engineers Partnership

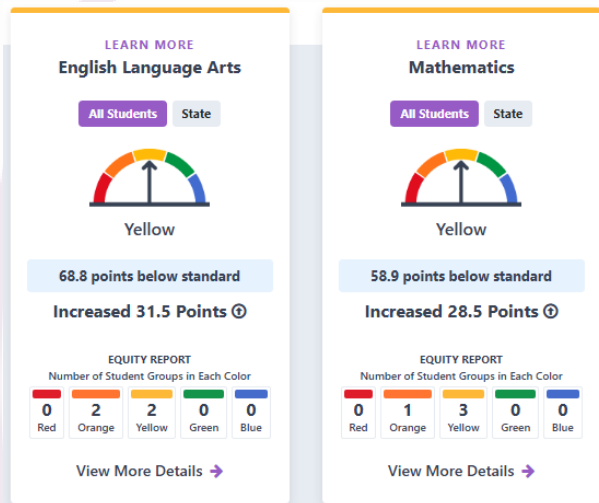
Science Club

Ukulele Club

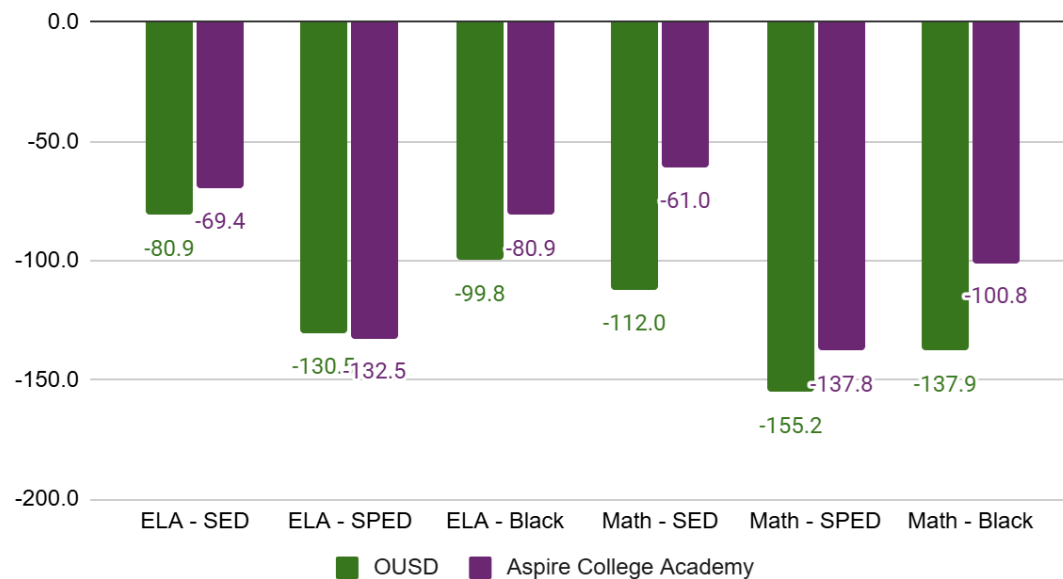
Culinary Arts Classes

ELPAC Preparation Classes

Cheerleading & Co-Ed Basketball



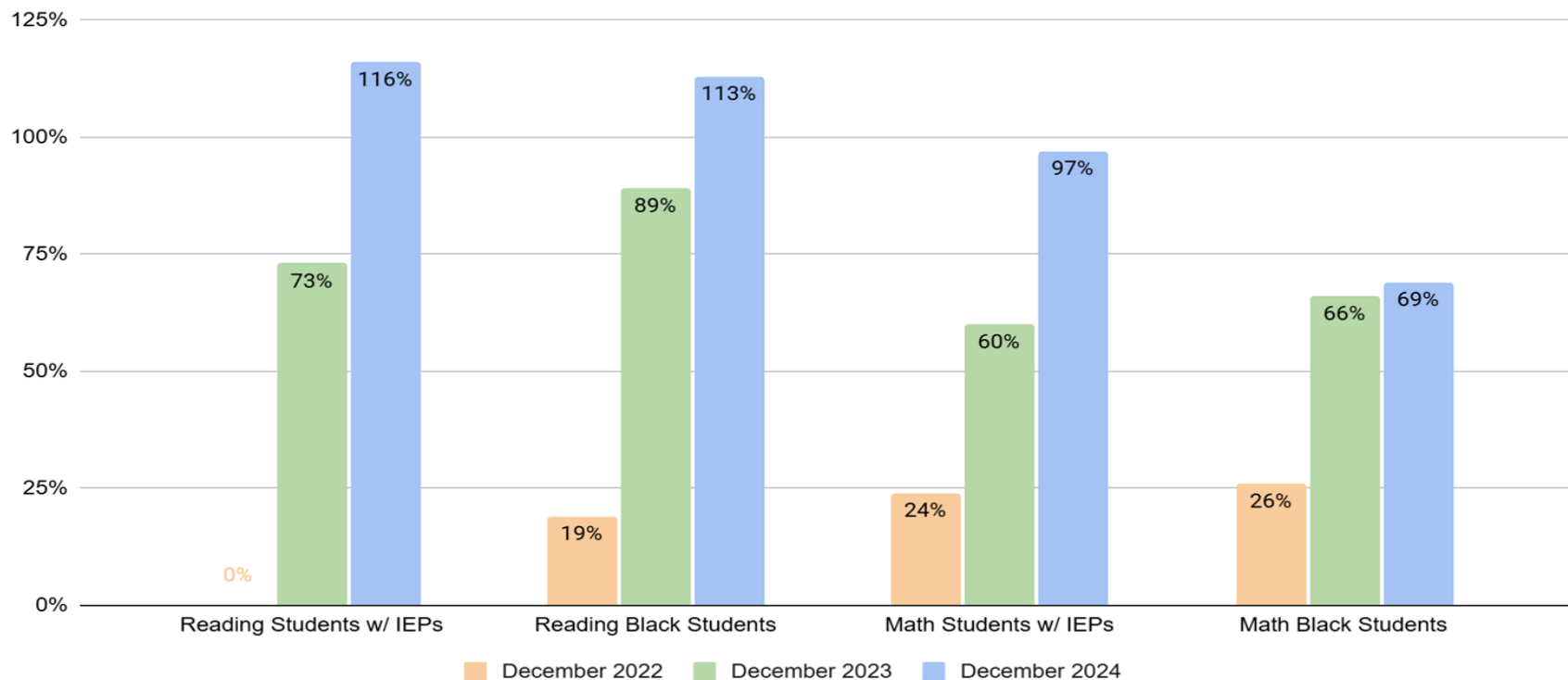
## 2024 CAASP Distance From Standard



Aspire College Academy Scholars grew 31.4 points in ELA and 28.4 points in Math, significantly improving from the 2023 dashboard.

We identified two focal subgroups this year: Black Scholars and Scholars with IEPs.

## Median Progress Towards Typical Annual Growth Mid Year Data Over Time



**Over three years we have seen tremendous growth for these two subgroups.**

# Special Education at ACA

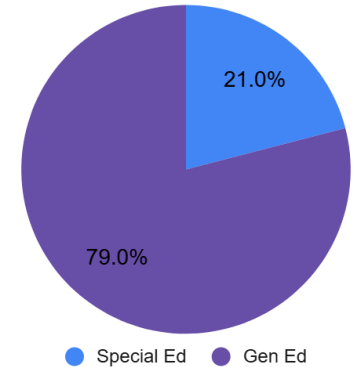
## Inclusion Model:

- Accept and support all students.
- Emphasis on sense of belonging.
- Tailored Education Plan
- Gen Ed and Ed Specialist collaboration to design lessons that meet the needs of diverse learners.
- Emphasize push in services over pull out services.



Enrollment by Primary Disability  
Bay Area-ACA

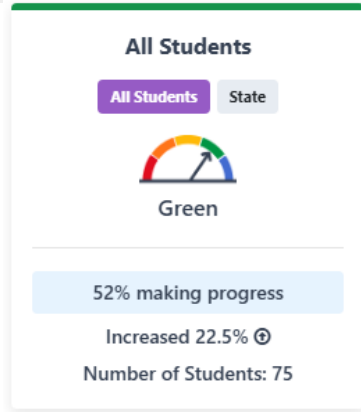
	# Students
Speech And Language Impairment	13
Specific Learning Disability	12
Autism	10
Other Health Impairment	8
Intellectual Disability	1



## Services Currently in Place:

- Specialized Academic Instruction
- Intensive Individual Services
- Speech and Language
- Occupational Therapy
- Behavior Intervention Services
- Mental Health

# Multi-language Learners at ACA



## Strategic Approach

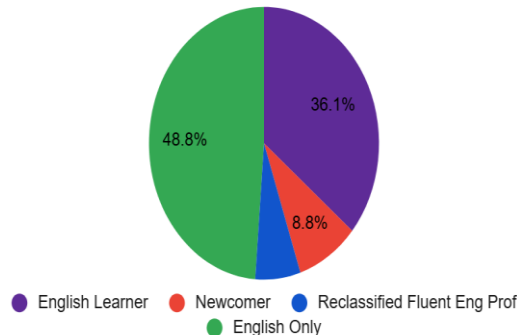
- **Tier 1:** Integrated ELD - Visual/Video Aids, Realia/Manipulatives, Intentional Groupings for Pair-Sharing/Cooperative Learning, Sentence Stems Frames
- **Tier 2:** Designated ELD - EL Achieve Curriculum
- **Tier 3:** Additional Small Group Intervention during the school day and in after school program

With these supports, we are hoping to increase English Learner progress by over 20% this year.

- Among ELs the biggest improvement was at **Fruitvale** (81.5), **AIMS** (38.9) and **Aspire College Academy** (29.5).
- Significant improvements in EL progress were seen at **Aspire College Academy**, which increased by 22.5 percentage points, **Aspire Golden State**, which improved by 21.8 percentage points, and **Montera Middle**, which improved by 21.7 percentage points.



Multilingual Learners at ACA





# Investing in Teachers

**Aspire College  
Academy Retained  
100%  
of it's Teaching Staff  
from '23-'24 to '24-'25**



## Teammate Survey

### School Leadership

How responsive are school leaders to your feedback? and When the school makes important decisions, how much input do staff have?

### School Climate

How respectful are the relationships between staff and students?

### Feedback and Coaching

How useful do you find the feedback you receive on your work?

## ACA

### Teaching Staff

Jan 2024

Jan 2025

71%

79%

76%

93%

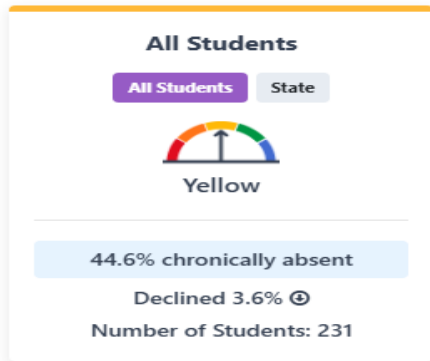
71%

75%<sub>8</sub>

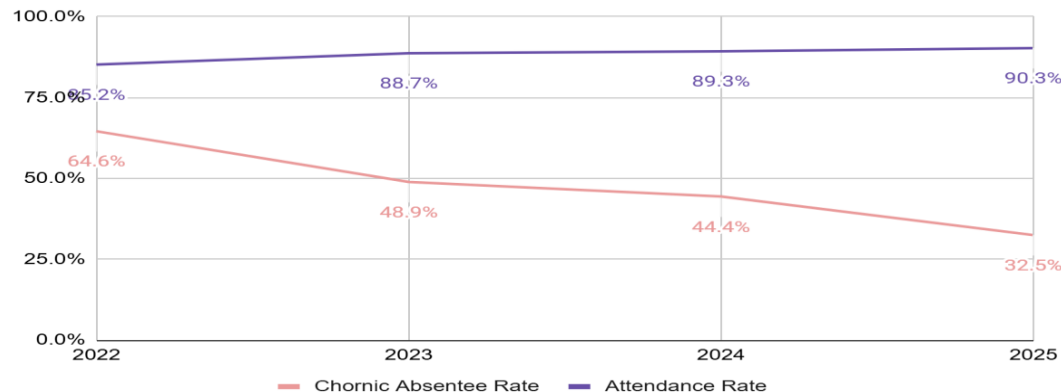




# Academic Engagement - Attendance



ACA Attendance Post-Covid



# Closing Celebration - Our Why

To provide meaningful instruction

To make meaningful impact on the lives of our youth

Let me share story about a former scholar.