

# LW P

LIONEL WILSON COLLEGE PREP  
AN ASPIRE PUBLIC SCHOOL

---

## Charter Renewal Decision Hearing

September 23, 2024

# Aspire LWP



AN ASPIRE PUBLIC SCHOOL  
**LIONEL WILSON**  
COLLEGE PREPARATORY ACADEMY

Our school is proudly named after **Lionel Wilson**, Oakland's **first Black mayor**.

Mr. Wilson was known for **bridging divides** and **uniting folx** in the pursuit of **excellence**.



# OUSD OCS Renewal Petition Staff Report

## **Staff Recommendation**

Staff recommends **APPROVAL** of the renewal petition for Aspire Lionel Wilson College Preparatory Academy (“Aspire Lionel Wilson” or “Charter School”) for 5 years, beginning July 1, 2025, until June 30, 2030 to serve up to 522 students in grades 6-12 with a projected annual enrollment as outlined in the table above.

## **Summary of Findings:**

Strengths	Challenges
<ul style="list-style-type: none"><li>• The school has had significant growth in 9-12 ELA SBAC proficiency between 2021-22 and 2022-23, with the majority of student groups outperforming the District in the most recent two years.</li><li>• The graduation rate and A-G completion rates are very high, particularly in comparison to the District average.</li><li>• There has been significant growth in the percentage of English Learner students making progress towards English language proficiency over the last two years.</li><li>• Despite declining enrollment, the school remains at a sustainable size and is projected to continue to be financially stable.</li></ul>	<ul style="list-style-type: none"><li>• Middle school SBAC proficiency in both ELA and Math has been significantly below the District’s post-pandemic average.</li><li>• Enrollment demographics and key student groups do not reflect the diversity of OUSD as a whole, nor the diversity of OUSD schools in the comparison attendance area. The school serves a lower percentage of Black/African American students and English Learners than the OUSD average.</li></ul>



# Achievements



Final  
Renewal Tier

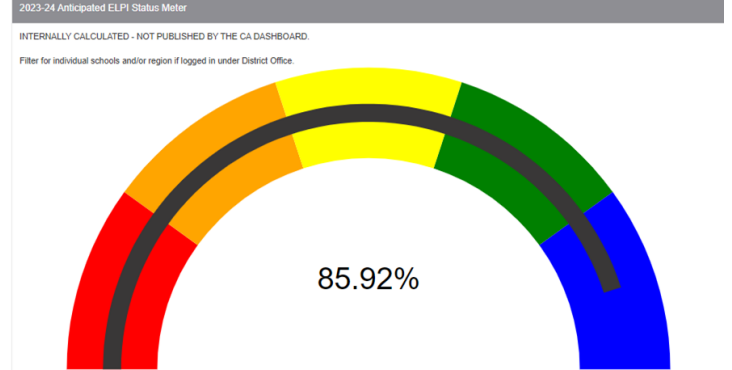
MIDDLE  
TIER

A-G 



# MLL Results

Grade	English Only (EO)	Initial Fluent English Proficient (IFEP)	English Learner (EL)	Reclassified Fluent English (RFEP)	To Be Determined (TBD)
6	20.5%	0.0%	29.5%	50.0%	0.0%
7	21.3%	1.6%	31.1%	45.9%	0.0%
8	10.9%	0.0%	27.3%	61.8%	0.0%
9	12.9%	1.6%	22.6%	62.9%	0.0%
10	9.5%	0.0%	15.9%	74.6%	0.0%
11	5.1%	0.0%	8.5%	86.4%	0.0%
12	4.8%	0.0%	16.1%	79.0%	0.0%
<b>Total</b>	<b>11.8%</b>	<b>0.5%</b>	<b>21.2%</b>	<b>66.5%</b>	<b>0.0%</b>



# Broader MLL Context


Name	Total	English Only (EO)	Initial Fluent English Proficient (IFEP)	English Learner (EL)	Reclassified Fluent English Proficient (RFEP)	To Be Determined (TBD)
<a href="#">Aspire Lionel Wilson College Preparatory Academy</a>	406	11.8%	0.5%	21.2%	66.5%	0.0%
<a href="#">Oakland Unified</a>	45,086	47.4%	3.2%	33.1%	15.7%	0.7%
<a href="#">Alameda County</a>	211,269	54.7%	8.3%	19.9%	16.8%	0.3%
<a href="#">State</a>	5,837,690	60.6%	4.6%	18.4%	15.8%	0.2%

# An Inclusive Community School

- **Connections over compliance**  
(Neuroscience of Relationship Building)
- **Restorative practices**
- **Pro-Black Programming**
- **Trauma Informed Practices**
- **Positive Behavioral Interventions and Supports**
- **CA Community Schools Framework**



# Community School Impact



“[LWP] **teaches kids about social justice** and [how to grow] your own food.”

– **Sol Mercado, Planting Justice Reentry Coordinator**



“[LWP’s] **dedication to anti-racism and equity is evident** in their efforts to create culturally responsive classrooms that affirm students' lived experiences.”

– **Treva Reid, City of Oakland D7**



**GET  
EMPOWERED!**

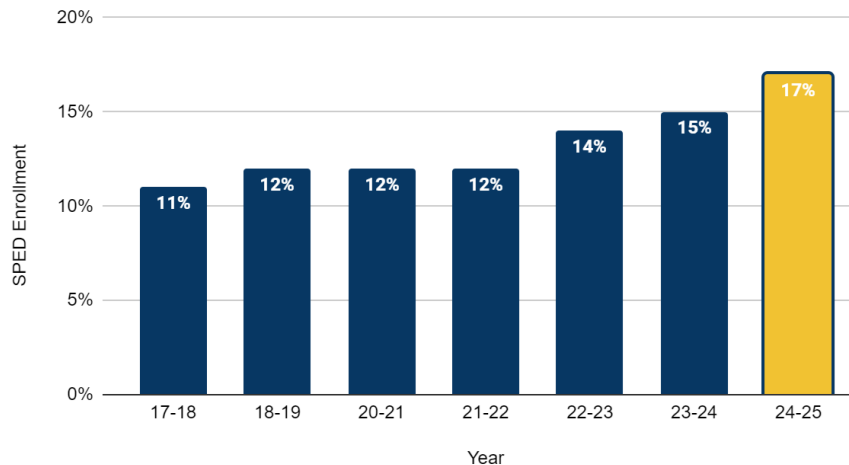




# Inclusion Model

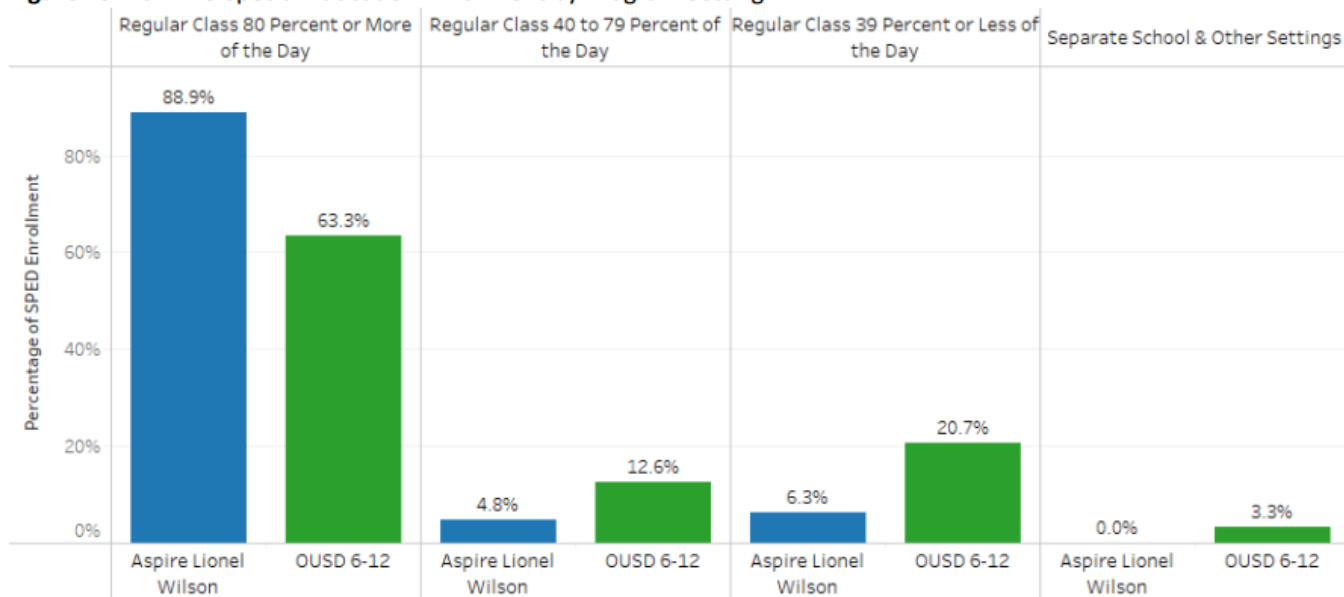


LWP's Special Education Enrollment



# Co-Teaching Inclusion Model

**Figure 29: 2022-23 Special Education Enrollment by Program Setting**



*Source: CDE Downloadable Data Files*

# Funding our SPED Program

---

Fiscal Year	SPED Expenditures		Fiscal Year	Gen Ed Fund Contributions
FY21	\$1.14M		FY21	\$432k
FY22	\$1.34M		FY22	\$815k
FY23	\$1.16M		FY23	\$666k
FY24	\$1.27M		FY24	\$750k

# Professional Learning



# Professional Pipeline



# Fiscally Sound

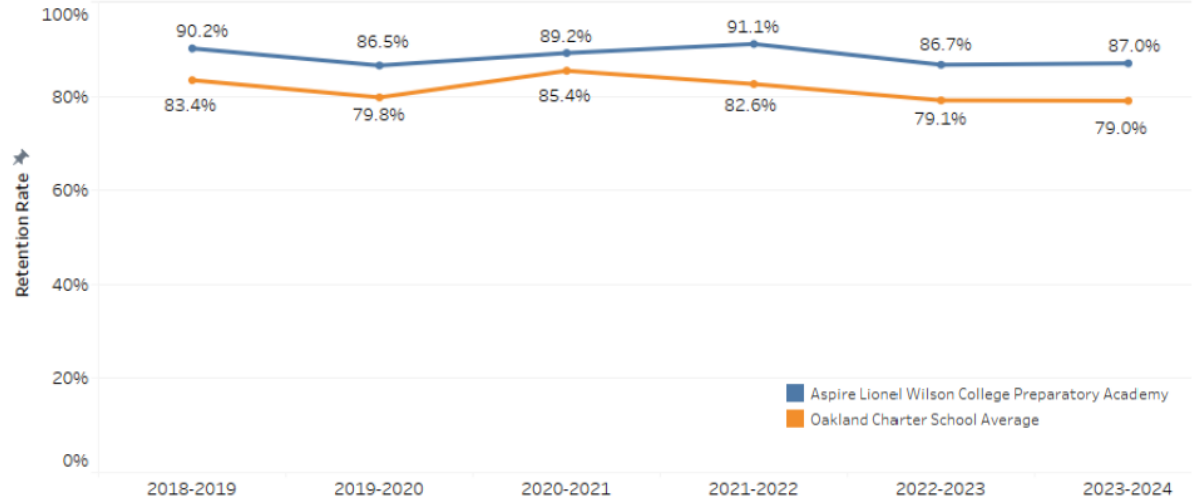
Figure 20: Financial Analysis

Financial Indicator	2018-19	2019-20	2020-21	2021-22	2022-23
<b>Ending Fund Balance</b> <i>Typically represents unrestricted funds, although in some cases, restricted funds that were not fully spent in previous years may be included.</i>	\$2,381,806	\$2,225,335	\$2,287,868	\$3,529,432	\$3,697,863
<b>Deficit Spending</b> <i>Deficit spending is indicated by a number in parentheses. A school's fund balance and reserves are depleted when expenditures exceed revenues, and over time could lead to insolvency.</i>	\$(56,392)	\$(156,471)	\$0	\$0	\$0



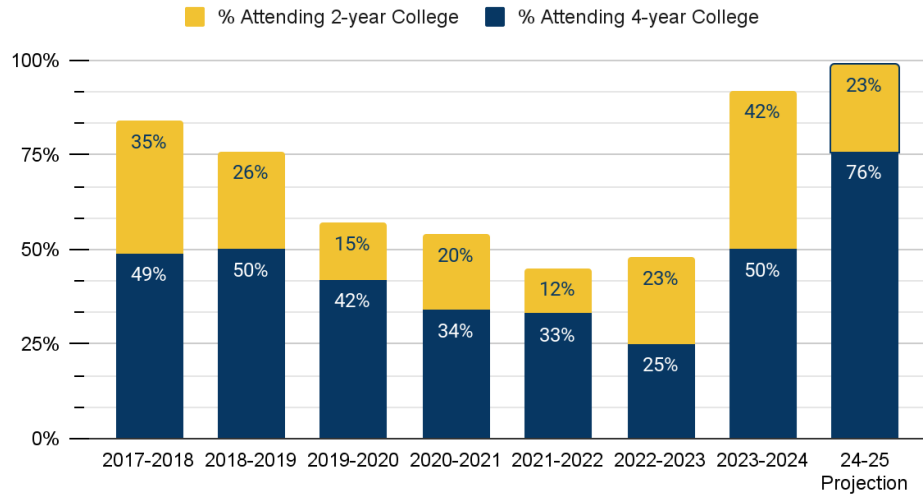
# Enrollment

Figure 19: Annual Student Retention Rate

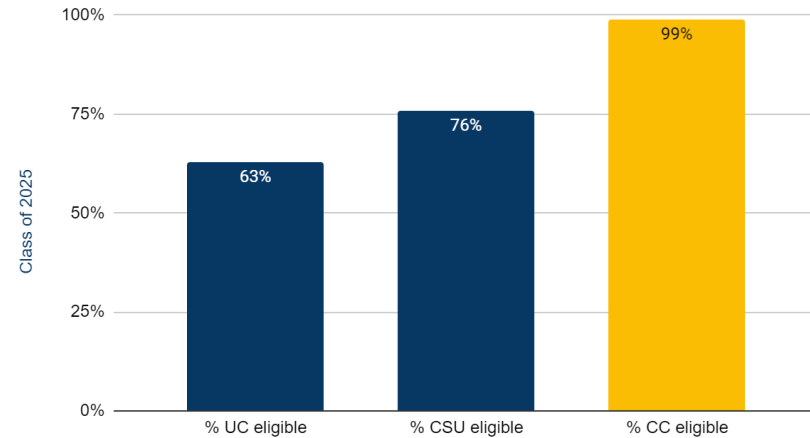


# Post-Secondary Preparedness

## College, Career, and Community



## 2024-2025 Projections





From our  
Community:  
Thank you!

