



OAKLAND UNIFIED
SCHOOL DISTRICT

Community Schools, Thriving Students

Together, We Are Building

a full-service community school district that serves the whole child,
eliminates inequity and provides each child with an excellent teacher, every day.

Cover Page

Appendices re: Parker Elementary TK-5 to TK-8
Expansion 2014-15

APPENDIX II

Parker Enrollment Options Brochure

**Have you heard about Parker
Elementary, an educational gem
located in the heart of East Oakland?**

Parker is the **highest performing school in East Oakland (Region 3)** and was **nominated as a 2012 California Distinguished School**.

Parker's strong academic performance (847 API) exceeds the State of California benchmark of 800.


Parker offers a balanced approach to learning including culturally responsive strategies, instrumental music, garden and a robust after-school program. Class-sizes are under 20 in every grade.

Get involved with Parker volunteers, Father's Club and PTA! YOU make Parker a special place for students, families and our community.

PARKER ELEMENTARY
7929 Ney Avenue, Oakland, CA 94605
510-879-1440
<http://parker.ousd.k12.ca.us>

PARKER ELEMENTARY

Highest Performing School in East Oakland
Nominated as a 2012 California Distinguished School



CALIFORNIA'S MOST-IMPROVED URBAN SCHOOL DISTRICT OVER THE LAST SEVEN YEARS



OAKLAND UNIFIED
SCHOOL DISTRICT

Community Schools, Thriving Students

ENROLLMENT OPTIONS 2012 – 2013 Elementary School

Student Assignment and Bilingual Testing Office, 2111 International Boulevard, Oakland, CA 94606-4903 • (510) 434-7752
Paul Robeson Building, 1025 Second Avenue, Oakland, California 94606-2212 • (510) 879-8200

For more information on the Options Enrollment process,
including school tours and open houses, please visit:

www.ousd.k12.ca.us/enroll

PARKER ELEMENTARY

Options code #101

7929 Ney Avenue, 94605 | 510-879-1440

<http://parker.ousd.k12.ca.us>

Grades K-5 | Special programs: A, U

Parker Elementary has been in the community since the early 1920s as a one-room school house at the corner of Ney and Parker Avenue. Parker has sent forth many Oakland community members who have remained committed to the City of Oakland in a number of leadership capacities. Situated at the corner of Ney and Ritchie Avenue, it is quickly becoming the cornerstone for the revitalization of community engagement. We nurture scholarship at Parker Elementary, supporting one focused, self-disciplined Parker scholar at a time. Parker scholars are engaged in powerful learning experiences, with daily opportunities for high academic achievement, non-competitive games, physical activity, and fine arts in a supportive school environment. Nurturing the potential of every Parker scholar is our passion.

PI Year: n/a

1st Choice: 100%

API 08: 752

API 09: 763

API 10: 790

API 11: 847

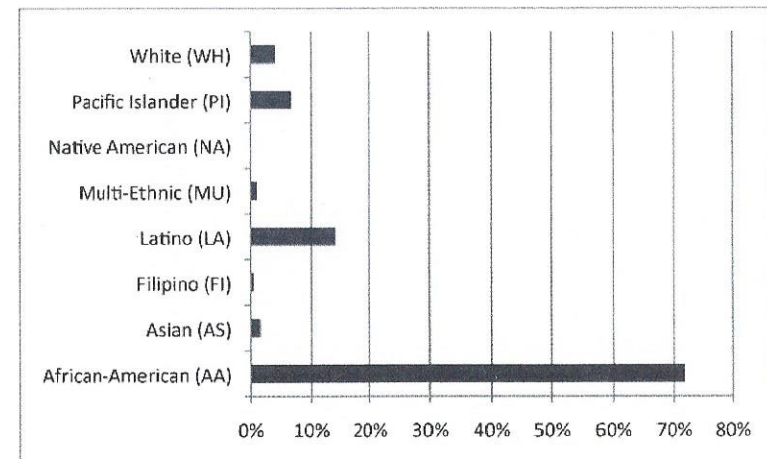

API Change 08-09: 19

API Change 09-10: 25

API Change 10-11: 57

Total Enrollment: 191

% ELL Students: 14%





OAKLAND UNIFIED
SCHOOL DISTRICT

Community Schools, Thriving Students

Together, We Are Building

a full-service community school district that serves the whole child,
eliminates inequity and provides each child with an excellent teacher, every day.

Cover Page

Appendices re: Parker Elementary TK-5 to TK-8
Expansion 2014-15



APPENDIX III

Parker Flyer

PARKER

Elementary School

Where Scholarship is nurtured...



Parker Elementary – One of the Highest Performing Schools In
East Oakland

Make an Appointment to

VISIT OUR CAMPUS

- Grades: K-5
- 2011-2012 API: 847
- Technology Lab
- Modern Library
- 1st Place Science Fair & Oratory
Winners
- Free After-School Program

ENROLL YOUR CHILD TODAY!



Located at:

7929 Ney Avenue * Oakland / 510-879-1440


Our Vision

Parker Elementary School recognizes its purpose as a center of learning & excellence -- one that complements and supplements the groundwork established in the first and primary place of education: the Home. Through effective partnership with families & community resources, we encourage, promote, and deliver academic excellence to produce focused Scholars. At Parker, we nurture scholarship, supporting one focused, self discipline Parker scholar at a time. Our Scholars are engaged in powerful learning experiences, with daily opportunities for high academic achievement, non-competitive games, physical activity, and fine arts in a supportive school environment.

Our assignment is to be a catalyst and foundation to train generations that will provide leadership for our community and positively impact the world... Our goal is to educate and nurture the whole child: *Body, Mind, and Soul.*

ENRICHMENT & SERVICES:

- Family Literacy & Outreach activities
- Weekly Science Classes
- Poetry in the Schools & Shakespeare
- Physical Education activities
- Technology Lab & Classroom Computers
- Science & Oratory Winners
- K-5 Music Program
- Weekly Farmer's Market



7929 Ney Avenue * Oakland / 510-879-1440 <http://ousdes2.ousd.k12.ca.us/parker>



OAKLAND UNIFIED
SCHOOL DISTRICT

Community Schools, Thriving Students

Together, We Are Building

a full-service community school district that serves the whole child,
eliminates inequity and provides each child with an excellent teacher, every day.

Cover Page

Appendices re: Parker Elementary TK-5 to TK-8
Expansion 2014-15

APPENDIX IV

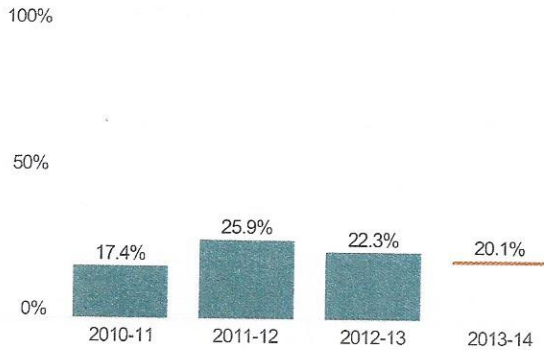
Balanced Scorecard Report

SCHOOL BALANCED SCORECARD

Parker Elementary - 2012-13

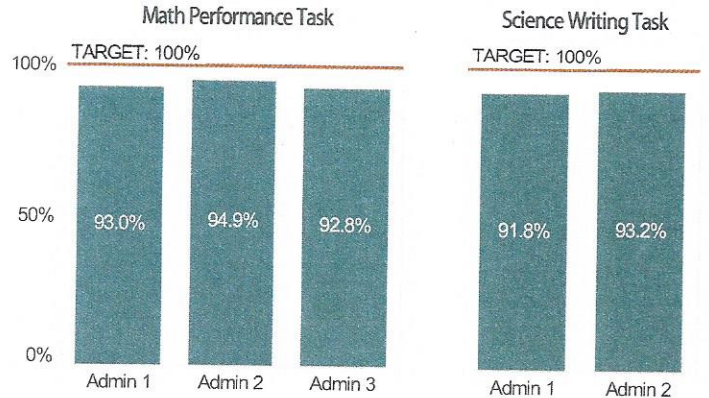
Chronic Absence

Reduce the chronic absence rate by 10% annually, or maintain it at 5% or less.



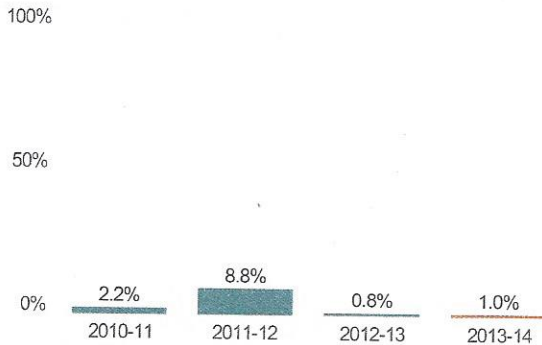
Common Core State Standards

Ensure 100% of students participate in Common Core aligned assessments.



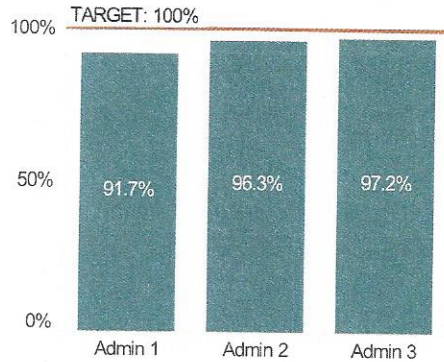
Suspension Rate - African American

Reduce the off-campus suspension rates of African American students by 25% annually, or maintain them at 1% or less at the elementary level or 5% or less at the secondary level.



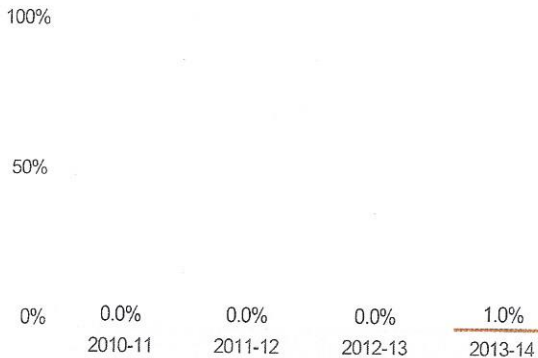
Scholastic Reading Inventory - Participation

Ensure 100% of students in grades 2-12 participate in the Scholastic Reading Inventory



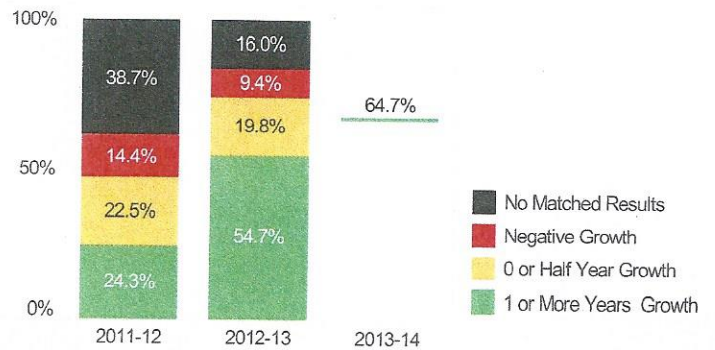
Suspension Rate - Latino

Reduce the off-campus suspension rates of Latino students by 25% annually, or maintain them at 1% or less at the elementary level or 5% or less at the secondary level.



Scholastic Reading Inventory - Growth

Increase the percent of students making one or more years of lexile gains between the first and last administrations by 10 percentage points annually, or maintain at 100%





OAKLAND UNIFIED
SCHOOL DISTRICT

Community Schools, Thriving Students

Together, We Are Building

a full-service community school district that serves the whole child,
eliminates inequity and provides each child with an excellent teacher, every day.

Cover Page

Appendices re: Parker Elementary TK-5 to TK-8
Expansion 2014-15

APPENDIX VI

2 Year Comparison CST Data 2012-2013

ENGLISH LANGUAGE ARTS														
Group	Far Below Basic & Below Basic							Proficient & Advanced						
	2011-12			2012-13			Change*	2011-12			2012-13			Change*
	Total	#	%	Total	#	%		Total	#	%	Total	#	%	
SchoolWide														
Parker Overall	105	3	3%	103	4	4%	1.0%	105	68	65%	103	65	63%	-1.7%
By Grade^														
Grade 2	33	1	3%	34	2	6%	2.9%	33	25	76%	34	27	79%	3.7%
Grade 3	21	0	0%	23	1	4%	4.3%	21	14	67%	23	12	52%	-14.5%
Grade 4	26	1	4%	23	0	0%	-3.8%	26	17	65%	23	17	74%	8.5%
Grade 5	25	1	4%	23	1	4%	0.3%	25	12	48%	23	9	39%	-8.9%

MATHEMATICS														
Group	Far Below Basic & Below Basic							Proficient & Advanced						
	2011-12			2012-13			Change*	2011-12			2012-13			Change*
	Total	#	%	Total	#	%		Total	#	%	Total	#	%	
SchoolWide														
Parker Overall	105	11	10%	102	2	2%	-8.5%	105	78	74%	102	81	79%	5.1%
By Grade^														
Grade 2	33	7	21%	34	0	0%	-21.2%	33	21	64%	34	28	82%	18.7%
Grade 3	21	0	0%	23	1	4%	4.3%	21	19	90%	23	17	74%	-16.6%
Grade 4	26	2	8%	22	0	0%	-7.7%	26	18	69%	22	18	82%	12.6%
Grade 5	25	2	8%	23	1	4%	-3.7%	25	20	80%	23	18	78%	-1.7%

SCIENCE														
Group	Far Below Basic & Below Basic							Proficient & Advanced						
	2011-12			2012-13			Change*	2011-12			2012-13			Change*
	Total	#	%	Total	#	%		Total	#	%	Total	#	%	
SchoolWide														
Parker Overall	25	3	12%	24	3	13%	0.5%	25	5	20%	24	8	33%	13.3%
By Science Test^														
Gr 5 Science	25	3	12%	24	3	13%	0.5%	25	5	20%	24	8	33%	13.3%

7/15/2013

= Positive change of at least 2.5 % points
 = Negative change of at least 2.5 % points
 = Positive or Negative change of less than 2.5 % points

^^California Modified Assessment

^Please Note: Only subgroups containing at least 5 students for Year 2 are listed

^If a particular test was given in 2011-12 at this school but not in 2012-13, it will NOT be included in this report.

INTERNAL USE ONLY - THIS REPORT IS NOT DESIGNED TO BE AN INDICATOR OF AYP/API PERFORMANCE



OAKLAND UNIFIED
SCHOOL DISTRICT

Community Schools, Thriving Students

Together, We Are Building

a full-service community school district that serves the whole child,
eliminates inequity and provides each child with an excellent teacher, every day.

Cover Page

Appendices re: Parker Elementary TK-5 to TK-8
Expansion 2014-15

APPENDIX VII

U.S. Department of Education
Core Reward School Criteria
Parker Elementary (1 of 2 Rewards Schools in OUSD)

ESEA FLEXIBILITY - REQUEST FOR WINDOW 3
 U.S. DEPARTMENT OF EDUCATION

LEA Name	School Name	School NCES ID #	REWARD SCHOOL	PRIORITY SCHOOL	FOCUS SCHOOL
	Washington Irving Middle	62271003102			G
	West Adams Preparatory High	62271012114			G
	West Athens Elementary	62271003449	B		
	West Hollywood Elementary	62271003451	A		
	Western Avenue Elementary	62271003456	B		
	Westport Heights Elementary	62271003458	B		
	Westside Leadership Magnet	62271002822	B		
	William Jefferson Clinton Middle	62271011649		E	
	Wilmington Park Elementary	62271003464	B		
	Wilshire Crest Elementary	62271003465	B		
	Winnetka Avenue Elementary	62271003469	B		
	Woodcrest Elementary	62271003471		C	
	Woodland Hills Academy	62271003271			G
	Woodrow Wilson Senior High	62271003466			G
Oakland Unified	Alliance Academy	62805012027		E	
	Bret Harte Middle	62805004242			G
	Castlemont HS*	62805012992		C	
	Dewey Academy	62805004255		D	
	East Oakland Pride Elementary	62805012059			G
	Elmhurst Community Prep	62805011961		E	
	Fremont HS*	New school made up of (62805011349, 62805011348, and 62805011289)			
	Frick Middle	62805004263		C	G

ESEA FLEXIBILITY - REQUEST FOR WINDOW 3
 U.S. DEPARTMENT OF EDUCATION

LEA Name	School Name	School NCES ID #	REWARD SCHOOL	PRIORITY SCHOOL	FOCUS SCHOOL
	Fruitvale Elementary	62805004264			G
	Lafayette Elementary	62805004285			G
	Lincoln Elementary	62805004289	A		
	McClymonds High	62805011555			G
	Oakland High	62805004304			G
	Oakland International High	62805012049		C	
	Parker Elementary	62805004306	B		
	Reach Academy	62805011556		C	
	ROOTS International Academy	62805011907	B	E	
	Rudsdale Continuation	62805007326		D	
	United for Success Academy	62805011909		E	
	West Oakland Middle	62805012048		C	
Sacramento City Unified	Bret Harte Elementary	63384005225			G
	C. K. McClatchy High	63384005226			F
	Clayton B. Wire Elementary	63384005232			G
	Collis P. Huntington Elementary	63384005233			G
	Edward Kemble Elementary	63384005237	B		
	Ethel I. Baker Elementary	63384005239			G
	Father Keith B. Kenny Elementary	63384001089	B		
	Fern Bacon Middle	63384005241	B		
	John F. Kennedy High	63384005257			G
	Kit Carson Middle	63384005262			G
	Mark Hopkins Elementary	63384005267			G
	Mark Twain Elementary	63384005268			G
	Oak Ridge Elementary	63384005271	B	E	
	Rosemont High	63384011191			F
	West Campus	63384010600	A		
San Francisco Unified	Bryant Elementary	63441005592		E	

ESEA FLEXIBILITY - REQUEST FOR WINDOW 3
U.S. DEPARTMENT OF EDUCATION

LEA Name	School Name	School NCES ID #	REWARD SCHOOL	PRIORITY SCHOOL	FOCUS SCHOOL
	Sierra Intermediate	63531006007		E	
	Valley High	63531006011		E	
	Willard Intermediate	63531006013		E	
TOTAL # of Schools:			102	58	115

Total # of Title I schools in Participating Districts: 970

Total # of Title I-participating high schools in the State with graduation rates less than 60%: 4 (excluding one Independent Study)

Key	
<p><u>Reward School Criteria: (102 Designated)</u></p> <p>A. Highest-performing school (35 Schools)</p> <p>B. High-progress school (67 Schools)</p> <p><u>Priority School Criteria: (49 Required, 58 Designated)</u></p> <p>C. Among the lowest five percent of Title I schools across participating districts based on the proficiency and lack of progress of the "all students" group - as demonstrated by being in the lowest 5% across participating districts for 2012, 2011; lowest 10% for 2010 (14 Schools, including 2 with graduation rates less than 60% over 3 years)</p> <p>D. Title I-participating high school with graduation rates less than 60% over 3 years (4 Schools, including 2 that qualify for a C designation)</p> <p>E. Tier I or Tier II SIG school implementing a school intervention model (42 Schools)</p>	<p><u>Focus School Criteria: (97 Required, 115 Designated)</u></p> <p>F. Has the largest within-school gaps between the highest-achieving subgroup(s) and the lowest-achieving subgroup(s) or, at the high school level, has the largest within-school gaps in the graduation rate – as demonstrated by being the 5% in terms of achievement gap width for 2012, 2011, and 2010 (12 Schools)</p> <p>G. Has a subgroup or subgroups with low achievement or, at the high school level, a low graduation rate – as defined by subgroups at less than 20% average proficiency on math and ELA assessments and less than 5 percentage points of improvement over 3 year (103 Schools)</p> <p>*Castlemont and Fremont High Schools in OUSD are reconstituted schools and are made up of multiple small - closed schools. Both have been designated as Priority Schools based on the student achievement data from the combined closed schools.</p>