

Board Office Use: Legislative File Info.	
File ID Number	24-1055
Introduction Date	04/25/2024
Enactment Number	
Enactment Date	



Board Cover Memorandum

To Board of Education

From Kyla Johnson-Trammell, Superintendent
Kelly Krag-Arnold, Director - Office of Charter Schools
Kristy Lu, Analytics Specialist - Office of Charter Schools

Meeting Date April 25, 2024

Subject 2023-2024 Charter School Enrollment Data

Ask of the Board Review and discuss the information presented.

Background The presentation provides uncertified Census Day enrollment data from Oakland charter schools. Please note that 2023-24 Census Day Enrollment has not yet been certified by the State, but there are not expected to be significant changes to the uncertified numbers.

Discussion The Office of Charter Schools can answer Board questions about charter school enrollment data.

Fiscal Impact None

Attachment(s)

- Presentation

2023-24 Charter School Enrollment Overview

*OUSD Office of Charter Schools
April 25, 2024*



**OAKLAND UNIFIED
SCHOOL DISTRICT**

Community Schools, Thriving Students

Goals For Today

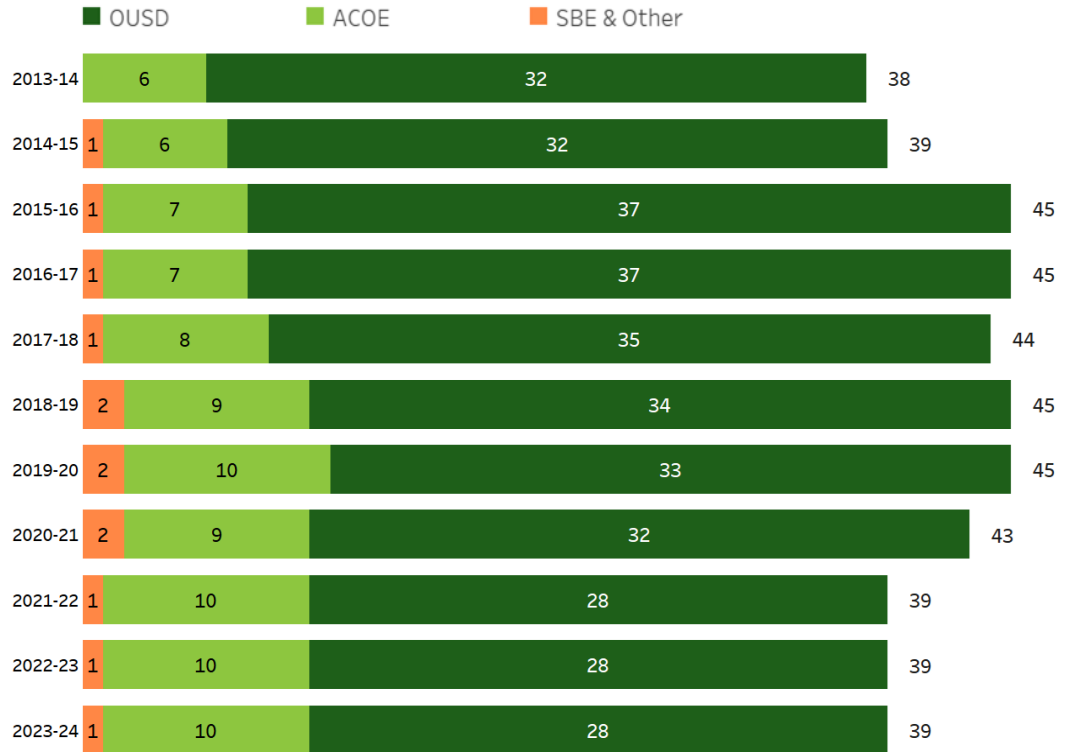
- Provide overview of 2023-24 charter school enrollment data
- Review 2022-23 subgroup data for OUSD-authorized charter schools

Notes on the Data

- *Enrollment numbers from 2022-23 and prior are CDE certified Census Day enrollment. Enrollment numbers for 2023-24 are sourced from the Census Day enrollment spreadsheets that charters submitted to OUSD and are **not** yet certified.*
- *Any slide which references “Oakland Charters” includes information from **all** charter schools located in Oakland (including other authorizers). “OUSD Charters” includes **only** charter schools authorized by OUSD.*

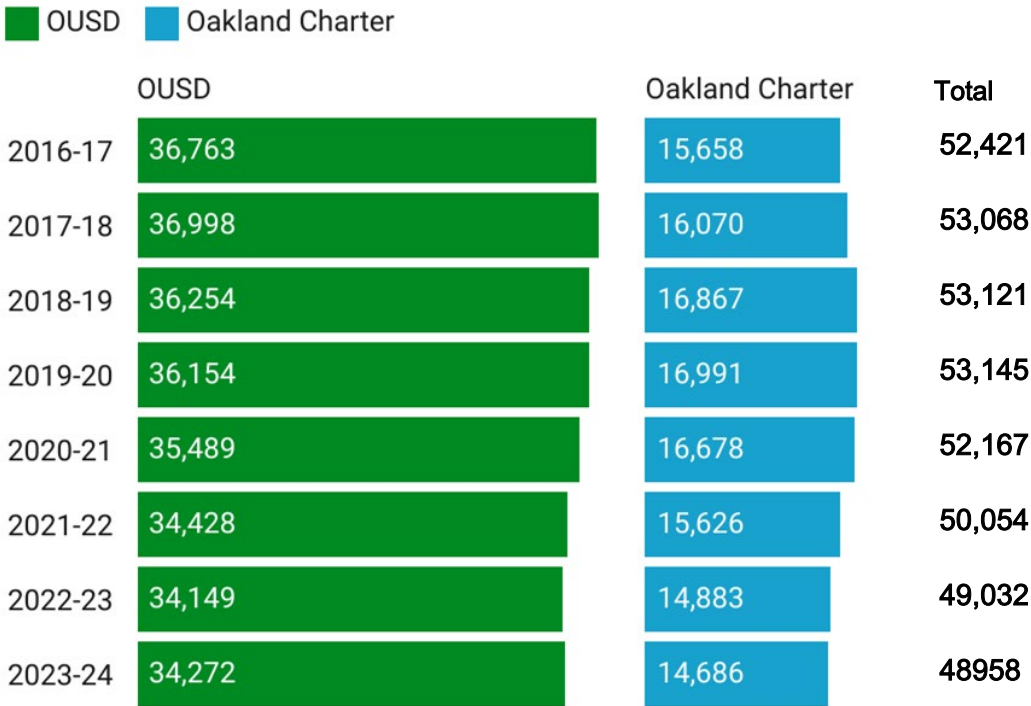
Charter Schools in Oakland, by Authorizer

In 2023-24, there are 39 total charter schools in Oakland. The 28 authorized by OUSD is the lowest number in the past 10 years (although the number authorized by ACOE has slowly increased).



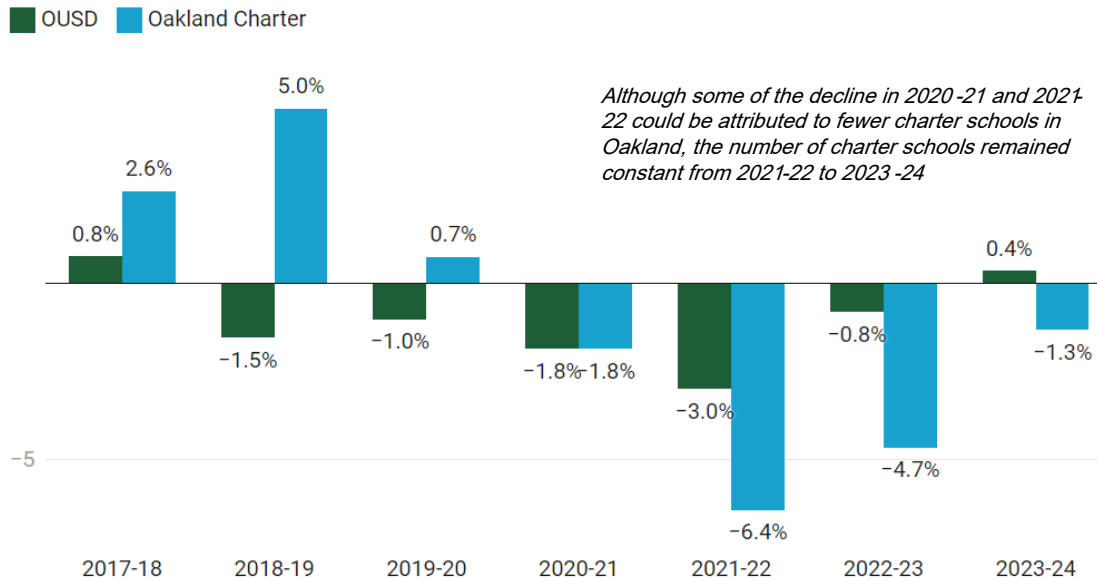
Total Enrollment Over Time, District and Oakland Charter

According to data submitted on Census Day 2023, total Oakland charter enrollment continued to decline for the fifth consecutive year since 2019-2020.



Enrollment Percent Change Over Time

On the whole, Oakland charter school enrollment was growing year to year until 2020-2021. Both Oakland charters and OUSD experience declining enrollment with the onset of the pandemic. Oakland charter schools had been decreasing at a greater rate than OUSD.



Oakland Charter School Enrollment

Of the 39 charter schools in Oakland, 22 schools saw decreases in enrollment this year (compared to 31 last year). Of the 13 schools that increased, 4 schools (below) increased by 10% or more. Of the 22 that decreased, 8 decreased by 10% or more.

School (Authorizer)	23-24 Total	Change	% Change
Oakland Unity Middle (ACOE)*	124	+65	+110.2%
Latitude 37.8 (SBE)**	347	+65	+23.0%
Oakland Military Inst. (OUSD)	517	+61	+13.4%
Yu Ming (ACOE)**	866	+100	+13.1%

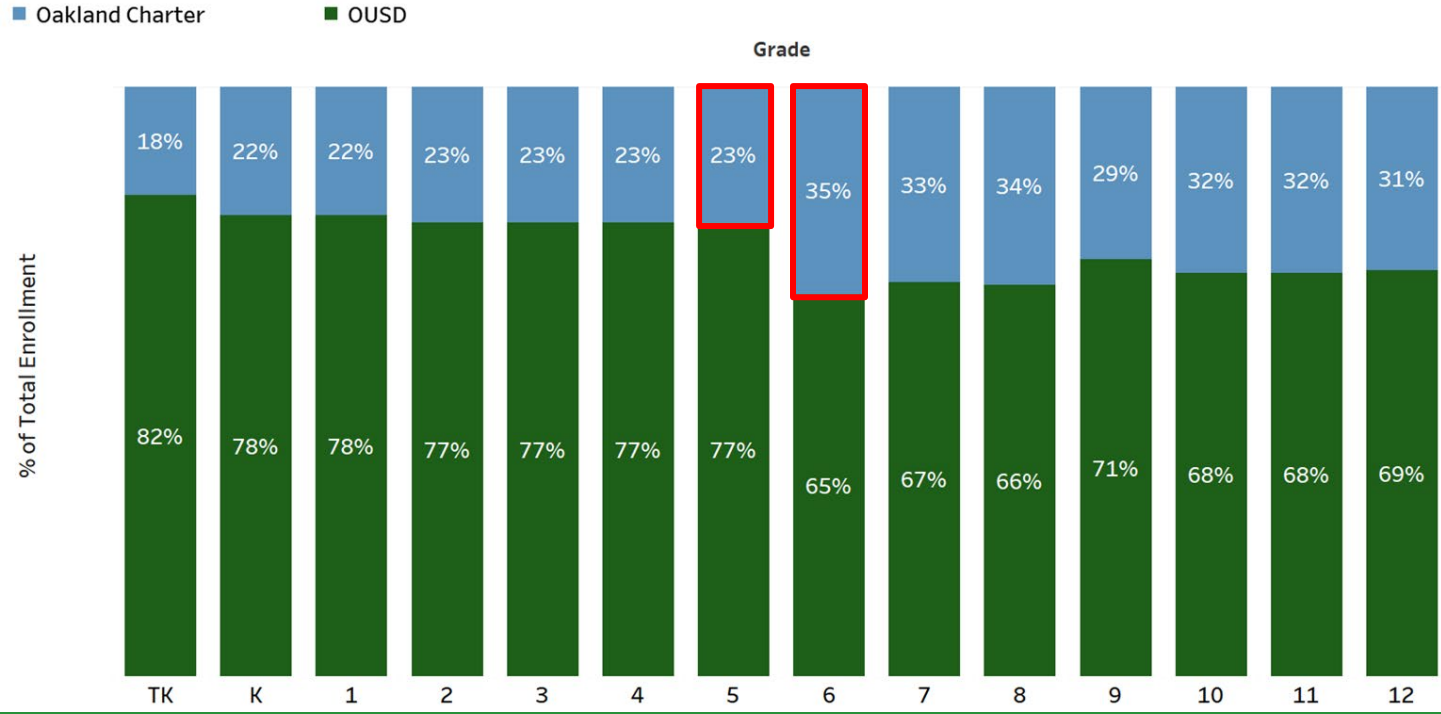
*Numbers may be inflated due to inaccurate reporting of 2022-23 enrollment data

**In the process of expanding enrollment per charter petition and/or adding a grade.

School (Authorizer)	23-24 Total	Change	% Change
LPS Oakland R&D (OUSD)	215	-133	-38.2%
Envision (ACOE)	223	-49	-18.0%
Aurum Preparatory Academy (ACOE)	123	-23	-15.8%
Oakland Charter High (OUSD)	355	-62	-14.9%
Oakland Unity High (OUSD)	299	-52	-14.8%
AIMS College Prep High (OUSD)	371	-62	-14.3%
Bay Tech (OUSD)	309	-40	-12.5%
Aspire Lionel Wilson (OUSD)	406	-45	-10.0%

2023 -24 Enrollment Percentage by Grade (Oakland Residents Only)

The proportion of Oakland students attending charter schools increases between 5th grade and 6th grade.



Non-Oakland Resident Enrollment, Oakland Charter and District

Listed below are the top 10 Oakland charters and district schools with the highest proportion of non-Oakland residents, respectively.

Charter School	23-24 Non-Oakland Resident Percent of Total Enrollment
Yu Ming (ACOE)	56.9%
Aspire Berkley Maynard (OUSD)	48.5%
Opportunity Academy (ACOE)	39.7%
Francophone Charter (OUSD)	29.7%
Oakland Military Inst. (OUSD)	29.2%
Oakland School for the Arts (OUSD)	24.3%
KIPP Bridge (OUSD)	12.3%
Urban Montessori (ACOE)	12.0%
EBIA (OUSD)	11.2%
American Indian II (OUSD)	6.7%

District School	23-24 Non-Oakland Resident Percent of Total Enrollment
Gateway	9.1%
Street Academy	7.1%
McClymonds	7.0%
Oakland International	6.2%
Carl Munck	6.1%
Sojourner Truth	5.4%
Rudsdale	4.9%
Dewey	4.9%
Emerson	4.8%
Madison Primary	4.6%

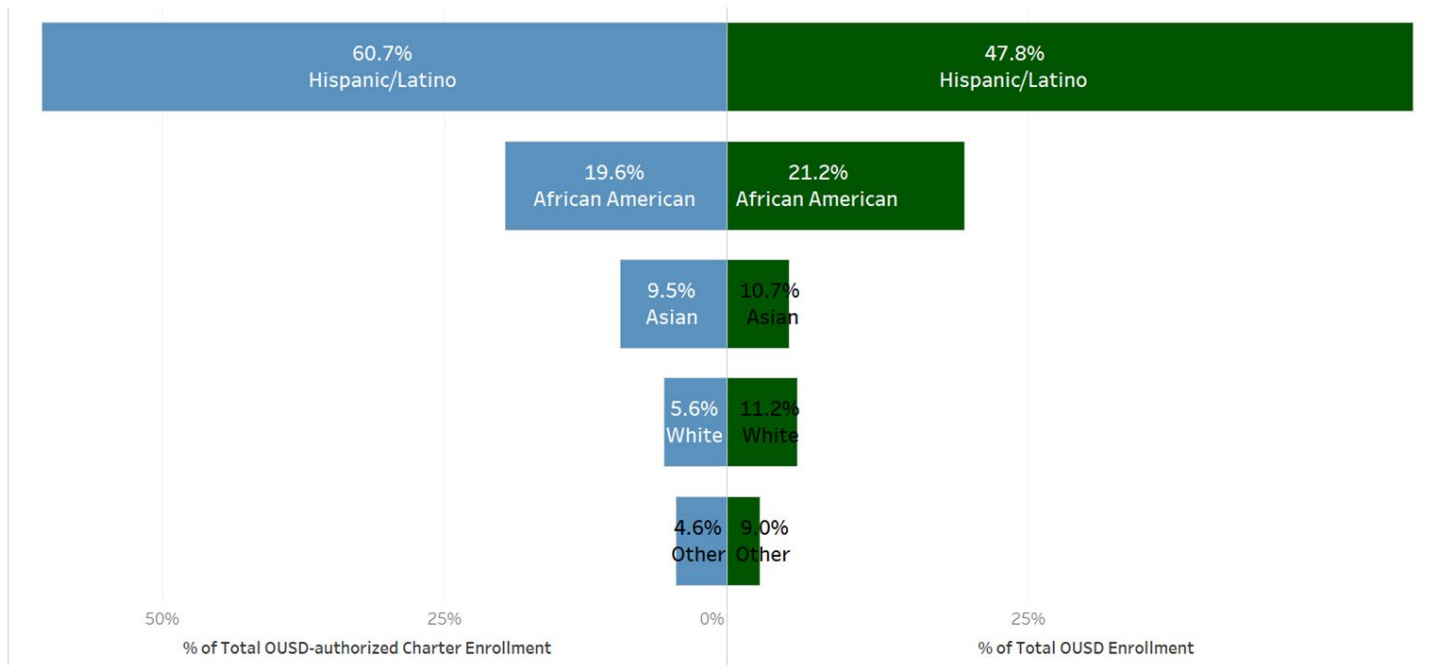


2022 -23 Student Group Data

For OUSD-authorized charter schools and OUSD District schools only

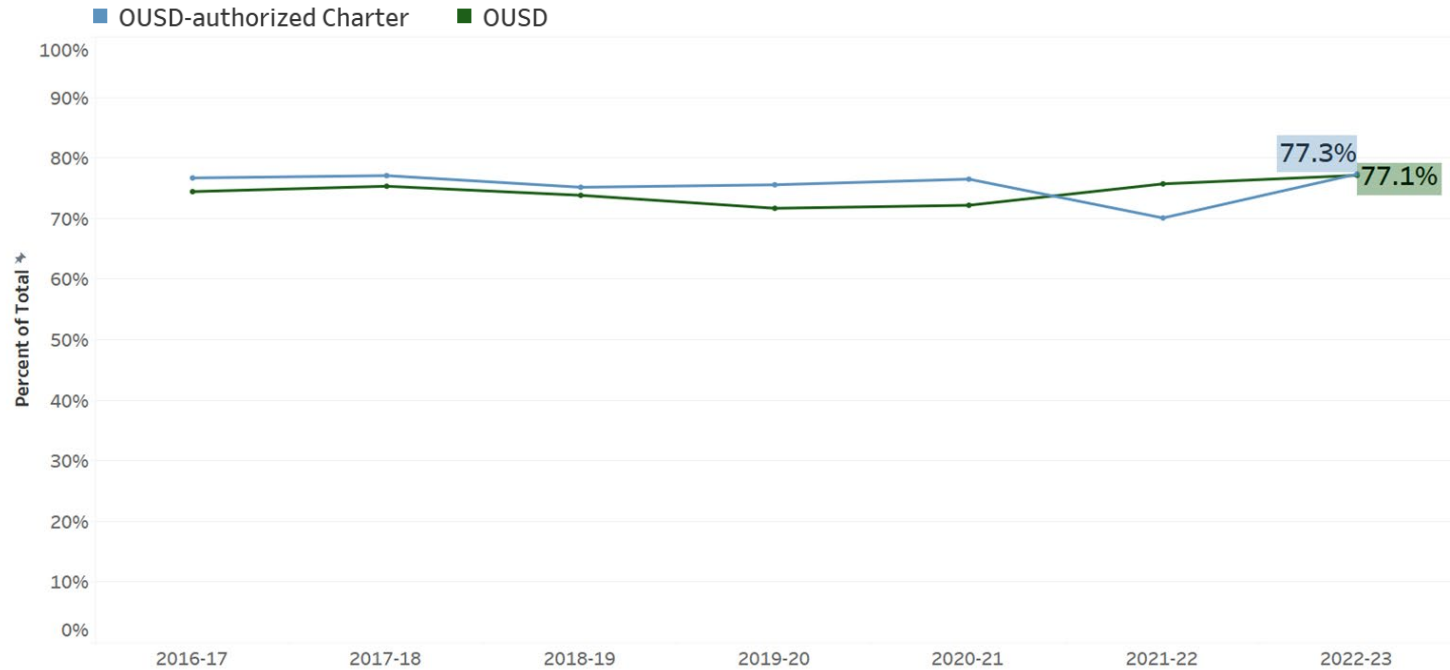
2022 -23 Demographics: Race and Ethnicity

■ OUSD-authorized Charter ■ OUSD



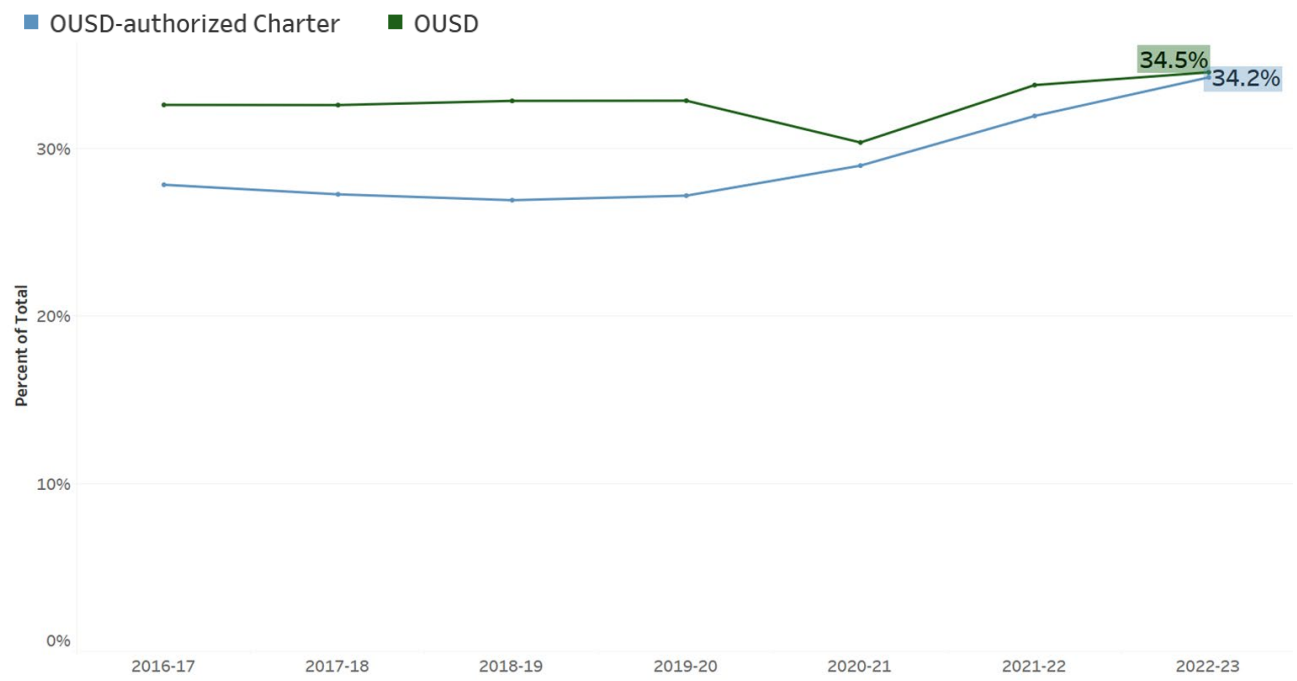
2022 -23 Demographics: Socioeconomically Disadvantaged Students

Over the past 7 years, charter schools generally have had a higher percentage of socioeconomically disadvantaged students than OUSD; 2021-22 was the only year that didn't follow this trend.



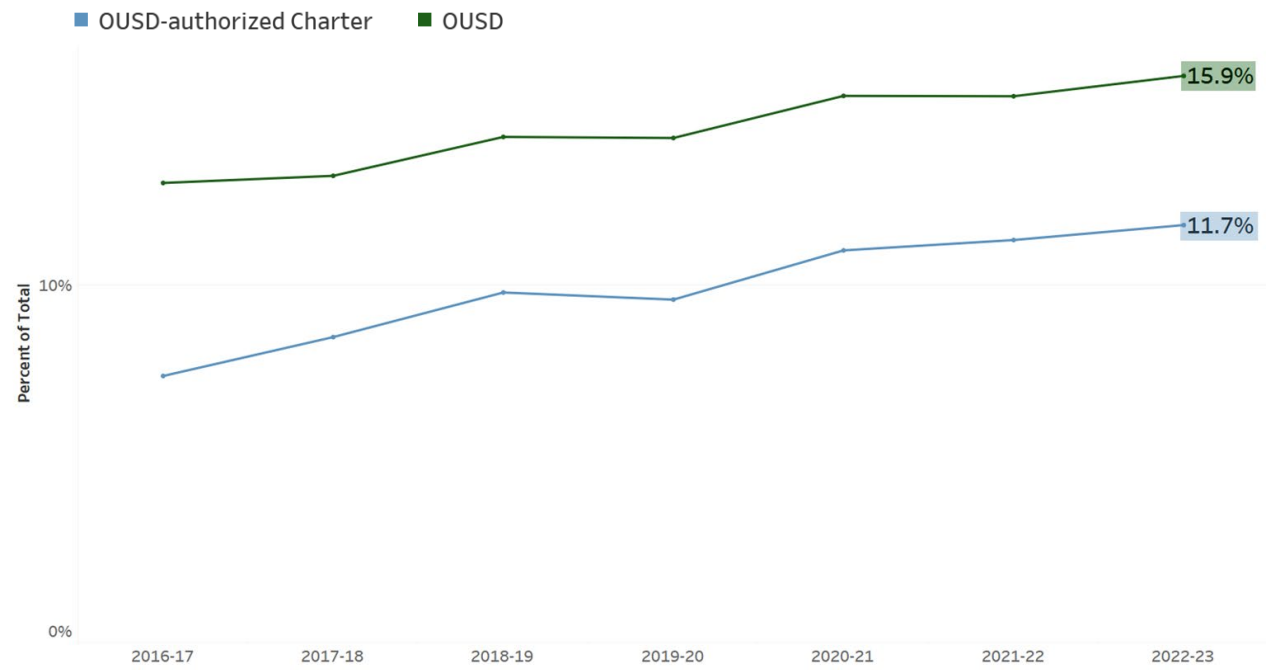
2022 -23 Demographics: English Language Learners

The gap between OUSD and charter school's English Language Learner enrollment percentage continues to decrease.



2022 -23 Demographics: Students with Disabilities

The percentage of OUSD students with disabilities generally hovers about 4 percentage points higher than the percentage of charter school students with disabilities.



Appendix A: OUSD-Authorized Charter Enrollment 2022 -23 and 2023 -24

School	2022 -2023 Enrollment	2023 -24 Enrollment	Change	Percent Change
Achieve Academy	557	542	-15	-2.7%
AIMS College Prep High	433	371	-62	-14.3%
AIMS College Prep Middle	225	212	-13	-5.8%
American Indian Public Charter School II	625	628	3	0.5%
ARISE High	404	400	-4	-1.0%
ASCEND	492	481	-11	-2.2%
Aspire Berkley Maynard Academy	523	495	-28	-5.4%

Appendix A: OUSD-Authorized Charter Enrollment 2022 -23 and 2023 -24

School	2022 -2023 Enrollment	2023 -24 Enrollment	Change	Percent Change
Aspire College Academy	201	202	1	0.5%
Aspire Golden State College Preparatory Academy	432	432	0	0.0%
Aspire Lionel Wilson College Preparatory Academy	451	406	-45	-10.0%
Aspire Monarch Academy	392	400	8	2.0%
Aspire Triumph Technology Academy	243	244	1	0.4%
Bay Area Technology	349	309	-40	-11.5%
Downtown Charter Academy	259	259	0	0.0%

Appendix A: OUSD-Authorized Charter Enrollment 2022 -23 and 2023 -24

School	2022 -2023 Enrollment	2023 -24 Enrollment	Change	Percent Change
East Bay Innovation Academy	533	502	-31	-5.8%
Francophone Charter School of Oakland	339	330	-9	-2.7%
KIPP Bridge Academy	509	486	-23	-4.5%
Learning Without Limits	366	354	-12	-3.3%
Lighthouse Community Charter	544	550	6	1.1%
Lighthouse Community Charter High	307	302	-5	-1.6%
Lodestar	712	741	29	4.1%

Appendix A: OUSD-Authorized Charter Enrollment 2022 -23 and 2023 -24

School	2022 -2023 Enrollment	2023 -24 Enrollment	Change	Percent Change
LPS Oakland R & D	348	215	-133	-38.2%
North Oakland Community Charter	119	110	-9	-7.6%
Oakland Charter Academy	226	221	-5	-2.2%
Oakland Charter High	417	355	-62	-14.9%
Oakland Military Institute, College Preparatory Academy	456	517	61	13.4%
Oakland School for the Arts	779	779	0	0.0%
Oakland Unity High	351	299	-52	-14.8%