



**OAKLAND UNIFIED
SCHOOL DISTRICT**

Community Schools, Thriving Students

Oakland Unified School District

2024-25 Proposed Adopted Budget



Presented by Lisa Grant-Dawson, Chief Business Officer

June 26, 2024

2024-25 Proposed Budget

www.ousd.org



@OUSDnews

Purpose

Annually, the District must adopt a budget for all funds by June 30th for the ensuing fiscal year. Prior to adoption of the budget, which is scheduled for June 26, 2024, the Governing Board must conduct a Public Hearing. Education Code §42103 requires the District to display the Proposed Budget for public view and hold a Public Hearing prior to adoption. The Public Hearing was scheduled for June 12, 2024. Additionally, The Proposed Budget will include a review of reserves in compliance with Education Code §42127(a)(2)(B). The 2024-25 Budget is developed for all funds and establishes expenditure authority for the district in the ensuing year.

Proposed Adopted Budget

2024-25 Proposed Adopted Budget Report Outline

- I. Overview & Summary of Budget Development
Timeline & Assumptions**
- II. Proposed Adopted Budget Content & Projections**
 - A. Unrestricted General Fund Summary
 - B. Restricted General Fund Summary
 - C. Summary of All Funds Budget
- III. Multi-Year Projections (MYP) & Cash Flow**
 - A. General Fund Highlights
 - B. MYP Detail
 - C. Cash Flow
 - D. LCFF Projections
- IV. Next Steps**

Budget & LCAP Submission Timelines

LCAP & Budget Draft Timelines

Local Control and Accountability Plan:

- First Draft LCAP for Initial Review by Governing Board, LCAP Parent & Student Advisory Committee, and Alameda County Office of Education
 - Provided to PSAC, Governing Board, & Posted on Website in May 2024
- Revised Draft LCAP for 6/12/24 Public Hearing and Presentation to Governing Board
- Final LCAP for Adoption on 6/26/24

LCAP & Budget Draft Timelines

2024-25 Budget

- 5/22/24 - Governing Board Meeting Draft Budget
- 6/6/24 - Budget & Finance Meeting
- 6/12/24 - Governing Board Meeting Public Hearing - Draft Proposed Budget
- 6/26/24 - Governing Board Meeting - Proposed Budget Adoption

Summary of Budget Assumptions

OUSD 2023-27 Budget Assumptions - Estimated Actuals				
Category	2023-24	2024-25	2025-26	2026-27
Cost of Living Adjustment (COLA)	8.22%	1.07%	2.93%	3.08%
Enrollment	33,835	33,753	33,533	33,313
Attendance Used for Funding (Highest Year or Average)	31,986	30,726	30,726	30,726
Attendance (ADA)	30,478	30,057	29,861	29,665
Enrollment to ADA % *	90.08%	89.05%	89.05%	89.05%
Unduplicated Pupil Count	80.09%	81.47%	82.57%	83.00%
Salary and Negotiated Increases Adjusted - OEA				
Salary and Negotiated Increases - BCTC	\$596K	\$1.1M	\$.28M	
Salary and Negotiated Increases - SEIU	2.25%			
Salary and Negotiated Increases UAOS,MgtConf	10.0%	10.5%		
Step & Column Certificated	2.0%	2.0%	2.0%	2.0%
Step & Column Classified	1.75%	1.75%	1.75%	1.75%
Special Education Contribution	\$104.0	\$120.0	\$122.6	\$124.8
Health Benefit Assumptions **	13.0%	10.25%	8.5%	8.5%
MYP change in Health Benefit Cost - Gen Fund Combined	\$14.8M	\$4M	\$6.9M	
Mandatories & Benefits - Certificated	5.03%	5.03%	5.03%	5.03%
Mandatories & Benefits - Classified	11.23%	11.23%	11.23%	11.23%
State Teachers Retirement System	19.10%	19.10%	19.10%	19.10%
California Public Retirement System	28.10%	27.60%	28.00%	29.20%
Total Mandatories & Benefits Certificated	24.13%	24.13%	24.13%	24.13%
Total Mandatories & Benefits Classified	39.33%	38.83%	39.23%	40.43%

* Note: The 2022-23 Actual ADA projection is lower than the funded ADA. The Governor's Budget amended the LCFF calculation to allow school districts to utilize the greater of current year, prior year, or the average of the most recent three prior years' ADA due to the loss of ADA from the

** 2023-24 Projected Increase for Kaiser (9.95%) and Sutter (20%) which is the primary benefit selection for the majority of employees.

2024-25 Proposed Budget Content

2024-25 Budget Adjustments Update

- On February 28, 2024, the District presented and the Board Adopted Resolution 2324-0137, Proposed Budget Adjustments for Fiscal Year 2024-25 and
- Restructuring Recommendations for 2025-26
- The summary of the Budget Adjustments was listed in a document labeled, Attachment B.

- An update and reconciliation of those Board Agenda Items will be provided with the final Proposed Budget.

Attachment B Summary

Adjustments (savings, cost avoidance, revenue shifts)	Item Number	Included	Type	General Purpose	Central Supplemental	Central Concentration	Special Education Contribution Funds	Other Supplemental	One-time Funds Support	Net Change'
Adjust School Site Allocations (Unrestricted)	1	<input checked="" type="checkbox"/>	Savings	\$ (457,578)						\$ (457,578)
Adjust School Site Allocations (Supplemental)	2	<input checked="" type="checkbox"/>		-	-		-	\$ (2,583,685)		\$ (2,583,685)
Merger of District Schools	3	<input checked="" type="checkbox"/>								\$ -
BP 3150 Adjustment	4	<input checked="" type="checkbox"/>								\$ -
Central - Continuous School Improvement Redesign	5	<input checked="" type="checkbox"/>								\$ -
Central - Legal Department Restructuring	6	<input checked="" type="checkbox"/>								\$ -
Central - Business, Talent, Technology, Other Redesign	7	<input checked="" type="checkbox"/>								\$ -
Adjusted Support toward previous Board Resolutions	8	<input checked="" type="checkbox"/>								\$ -
Special Ed Programs	9	<input checked="" type="checkbox"/>								\$ -
Maintaining Small School Investments	10	<input checked="" type="checkbox"/>								\$ -
Responses to January 8, 2024 Study Session	11	<input checked="" type="checkbox"/>			\$ (8,000,000)	\$ (3,700,000)			\$ -	\$ (11,700,000)
Reduction of consistently vacant positions	12	<input checked="" type="checkbox"/>		\$ (576,510)	\$ (384,390)	\$ (314,460)	\$ (372,144)	\$ -	\$ -	\$ (1,647,504)
Total										\$ (16,388,767)

Projected Additional Costs	Item Number	Included	Type	General Purpose	Central Supplemental	Central Concentration	Special Education Contribution Funds	Other Supplemental	One-time Funds Support	Net Change'
Ongoing Enrollment Office Investments	1	<input checked="" type="checkbox"/>							\$ 500,000	\$ 500,000
Return of Investments currently funded with one-time funds	2	<input checked="" type="checkbox"/>								\$ -
Review Facilities and Deferred Maintenance Modifications	3	<input checked="" type="checkbox"/>								\$ -
Total									\$ 500,000	\$ 500,000

2024-25 Proposed Adopted Budget Fund Balance Summary

2024-25 Proposed Adopted Budget

	Unrestricted	Restricted	Total Fund
A. Revenues			
5) Total Revenues	\$ 499,233,399	\$ 267,939,835	\$ 767,173,234
9) Total Expenditures			
	\$ 443,984,644	\$ 423,386,312	\$ 867,370,957
C. Excess (Deficiency) of Revenues Over Expenditures	\$ 55,248,755	\$ (155,446,478)	\$ (100,197,723)
D. Other Financing Sources/Uses			
4) Total, Other Financing Sources/Uses	\$ (133,783,524)	\$ 130,783,524	\$ (3,000,000)
E. Net Increase (Decrease) in Fund Balance (C +D4)	\$ (78,534,769)	\$ (24,662,954)	\$ (103,197,723)
F. Fund Balance, Reserves			
1) Beginning Fund Balance			
a) Adjusted Beginning Balance (F1c + F1d)	\$ 109,892,045	\$ 157,619,459	\$ 267,511,504
b) Restricted		\$ -	
2) Ending Balance, June 30 (E + F1e)	\$ 31,357,276	\$ 132,956,505	\$ 164,313,781
Restricted Reserve	\$150,000	\$ 132,956,505	\$ 133,106,505
Other Assignments	\$279,945	\$0	\$279,945
Reserve for Economic Uncertainty	\$26,111,129		\$26,111,129
Unassigned Unappropriated	\$ 4,816,202	\$ 132,956,505	\$ 4,816,202


Summary of 2024-25 **Unrestricted** Proposed General Fund Budget Projection

What is the District's Unrestricted General Fund Projected Financial Position at June 2025?

	Proposed Budget
Beginning Fund Balance	\$110,305,603
Ending Fund Balance	\$31,223,153

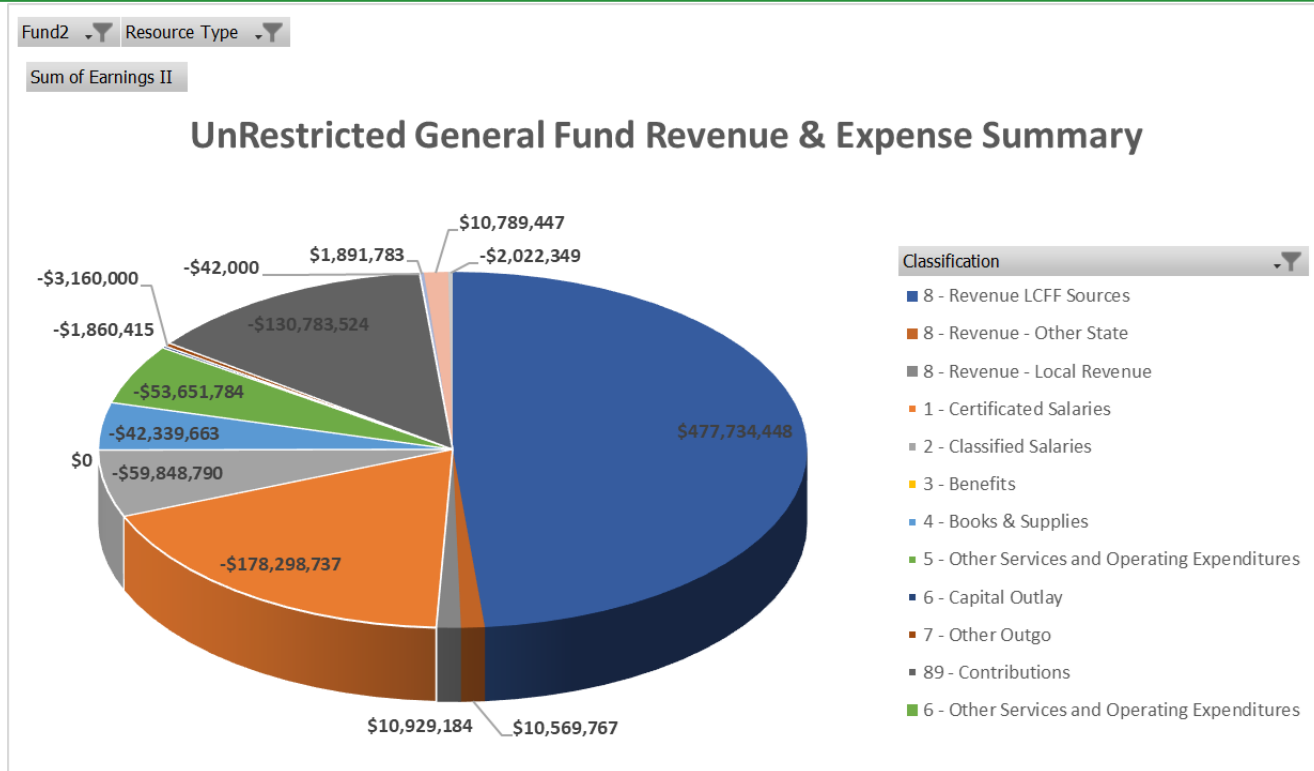
Why is District's Unrestricted General Fund Financial Position Projected to Change?

	Proposed Budget
Revenues	\$499,801,367
Expenditures	\$445,101,292
Net Contributions/Transfers	\$133,783,524
Net Increase (Decrease)	\$79,083,449



Our proposed ending fund balance is decreasing by \$79M in the Unrestricted General Fund.

UnRestricted General Fund Revenue & Expense Summary



Model Excludes Benefits


Summary of 2024-25 **Restricted** Proposed General Fund Budget Projection

What is the District's Restricted General Fund Projected Financial Position as of June 2024?

	Proposed Budget
Beginning Fund Balance	\$157,619,459
Ending Fund Balance	\$132,956,505

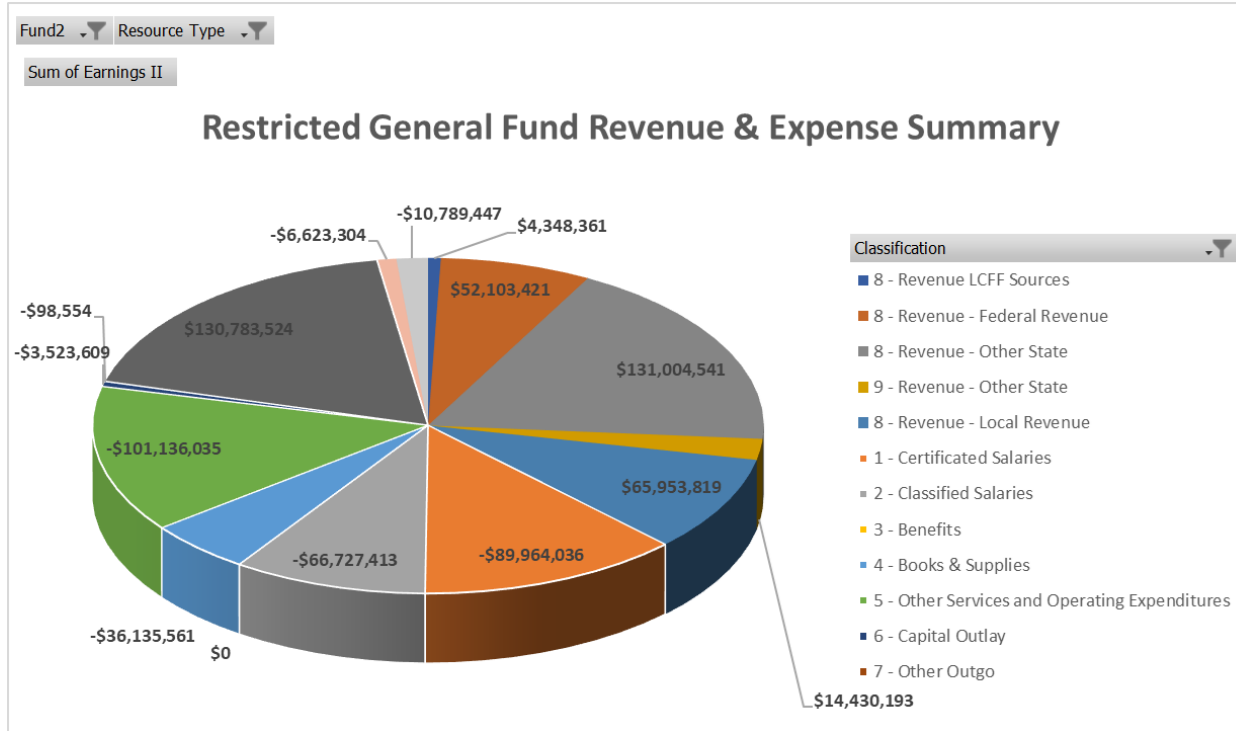
Why is District's Restricted General Fund Financial Position Projected to Change?

	Proposed Budget
Revenues	\$267,939,835
Expenditures	\$423,386,312
Net Contributions/Transfers	\$130,783,524
Net Increase (Decrease)	(\$24,662,954)



Our proposed ending fund balance is decreasing by \$24.6M in the Restricted General Fund.

Restricted General Fund Revenue & Expense Summary



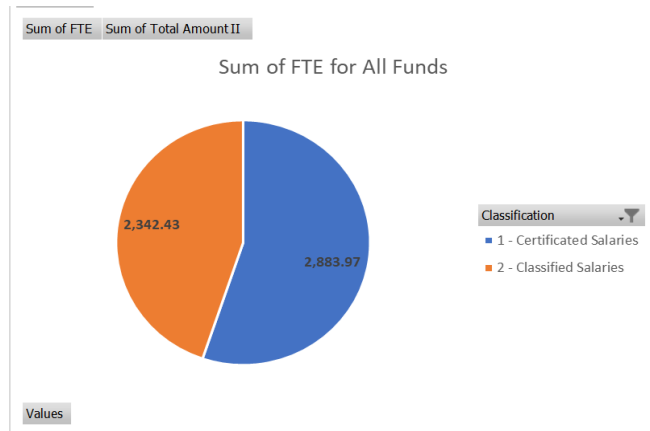
Model Excludes Benefits

General Fund Summary

FTE & Compensation Totals (Salary Only)

Fund2 (Multiple Items) ▾

Classification	Sum of FTE	Sum of Total Amount II
1 - Certificated Salaries	2,883.97	-\$408,423,285
2 - Classified Salaries	2,342.43	-\$243,054,043
Grand Total	5,226.40	-\$651,477,328



Fund2	Classification	Sum of FTE	Sum of Total Amount II
01 General Fund	1 - Certificated Salaries	2,761.40	-\$390,387,346
	2 - Classified Salaries	1,983.79	-\$209,993,010
01 General Fund Total		4,745.19	-\$600,380,356
11 Adult Education Fund	1 - Certificated Salaries	14.61	-\$2,487,157
	2 - Classified Salaries	8.00	-\$1,013,838
11 Adult Education Fund Total		22.61	-\$3,500,995
12 Child Development Fund	1 - Certificated Salaries	107.96	-\$15,548,782
	2 - Classified Salaries	117.60	-\$10,782,716
12 Child Development Fund Total		225.56	-\$26,331,498
13 Cafeteria Fund	2 - Classified Salaries	201.24	-\$15,417,605
13 Cafeteria Fund Total		201.24	-\$15,417,605
21 Building Fund	2 - Classified Salaries	24.80	-\$4,369,437
21 Building Fund Total		24.80	-\$4,369,437
67 Self Insurance Fund	2 - Classified Salaries	7.00	-\$1,477,436
67 Self Insurance Fund Total		7.00	-\$1,477,436
Grand Total		5,226.40	-\$651,477,328



2023-24 Estimated Actuals & 2024-25 Proposed Adopted Budget

Oakland Unified - 2023-24 Estimated Actuals to 2024-25 Proposed Adopted Budget

Unrestricted and Restricted

Description	Object Codes	2023-24 Estimated Actuals			2024-25 Proposed Adopted Budget			Variance Third Interim to Proposed Adopted Budget		
		UnRestricted (A2)	Restricted (B2)	Combined (C2)	UnRestricted (A2)	Restricted (B2)	Combined (C2)	UnRestricted (A-A2)	Restricted (B-B2)	Combined (C-C2)
A. Revenues										
1) LCFF Sources	8010-8099	484,848,404.00	4,348,361.00	489,196,765.00	477,734,448.00	4,348,361.00	482,082,809.00	(7,113,956.00)	0.00	(7,113,956.00)
2) Federal Revenue	8100-8299	0.00	139,358,432.15	139,358,432.15	0.00	52,202,920.81	52,202,920.81	0.00	(87,155,511.34)	(87,155,511.34)
3) Other State Revenue	8300-8599	11,073,274.77	163,256,252.45	174,329,527.22	10,569,766.98	145,434,734.09	156,004,501.07	(503,507.79)	(17,821,518.36)	(18,325,026.15)
4) Other Local Revenue	8600-8799	14,889,202.66	90,554,392.74	105,443,595.40	10,929,183.85	65,953,818.86	76,883,002.71	(3,960,018.81)	(24,600,573.88)	(28,560,592.69)
5) Total Revenues		510,810,881.43	397,517,438.34	908,328,319.77	499,233,398.83	267,939,834.76	767,173,233.59	(11,577,482.60)	(129,577,603.58)	(141,155,086.18)
B. Expenditures										
1) Certificated Salaries	1000-1999	177,572,738.82	99,741,413.01	277,314,151.83	178,298,737.01	89,964,036.14	268,262,773.15	725,998.19	(9,777,376.87)	(9,051,378.68)
2) Classified Salaries	2000-2999	54,468,112.49	82,650,802.66	137,118,915.15	59,848,789.95	66,727,413.49	126,576,203.44	5,380,677.46	(15,923,389.17)	(10,542,711.71)
3) Employee Benefits	3000-3999	107,527,069.74	106,619,943.37	214,147,013.11	118,442,136.20	108,288,853.52	226,730,989.72	10,915,066.46	1,668,910.15	12,583,976.61
4) Books and Supplies	4000-4999	16,988,233.30	46,332,667.42	63,320,900.72	42,339,662.93	36,135,560.95	78,475,223.88	25,351,429.63	(10,197,106.47)	15,154,323.16
5) Services an Other Operating Expenditures	5000-5999	49,148,159.75	154,324,563.72	203,472,723.47	53,693,784.02	101,235,535.36	154,929,319.38	4,545,624.27	(53,089,028.36)	(48,543,404.09)
6) Capital Outlay	6000-6999	4,961,359.54	11,351,667.84	16,313,027.38	2,020,415.21	3,622,162.16	5,642,577.37	(2,940,944.33)	(7,729,505.68)	(10,670,450.01)
7) Other Outgo (excluding Transfers of Indirect Cost)	7100-7299									
7) Other Outgo (excluding Transfers of Indirect Cost)	7400-7499	2,148,279.00	8,820,677.22	10,968,956.22	2,115,699.00	6,623,303.82	8,739,002.82	(32,580.00)	(2,197,373.40)	(2,229,953.40)
8) Other Outgo - Transfers of Indirect Costs	7300-7399	(9,621,457.74)	7,912,130.02	(1,709,327.72)	(12,774,580.02)	10,789,447.03	(1,985,132.99)	(3,153,122.28)	2,877,317.01	(275,805.27)
9) Total Expenditures		403,192,494.90	517,753,865.26	920,946,360.16	443,984,644.30	423,386,312.47	867,370,956.77	40,792,149.40	(94,367,552.79)	(53,575,403.39)
C. Excess (Deficiency) of Revenues Over		107,618,386.53	(120,236,426.92)	(12,618,040.39)	55,248,754.53	(155,446,477.71)	(100,197,723.18)	(52,369,632.00)	(35,210,050.79)	(87,579,682.79)
D. Other Financing Sources/Uses										
1) Interfund Transfers				0.00	0.00		0.00	0.00	0.00	0.00
a) Transfers In		0.00		0.00	0.00	0.00	0.00	0.00	0.00	0.00
b) Transfers Out		3,000,000.00	0.00	3,000,000.00	3,000,000.00	0.00	3,000,000.00	0.00	0.00	0.00
2) Other Sources/Uses		0.00	0.00	0.00			0.00	0.00	0.00	0.00
a) Sources				0.00	0.00	0.00	0.00	0.00	0.00	0.00
b) Uses		0.00	0.00	0.00	0.00	0.00	0.00	0.00	0.00	0.00
3) Contributions		(113,080,046.10)	113,080,046.07	(0.03)	(130,783,523.53)	130,783,523.53	0.00	(17,703,477.43)	17,703,477.46	0.03
4) Total, Other Financing Sources/Uses		(116,080,046.10)	113,080,046.07	(3,000,000.03)	(133,783,523.53)	130,783,523.53	(3,000,000.00)	(17,703,477.43)	17,703,477.46	0.03
E. Net Increase (Decrease) in Fund Balance (C +D4)		(8,461,659.57)	(7,156,380.85)	(15,618,040.42)	(78,534,769.00)	(24,662,954.18)	(103,197,723.18)	(70,073,109.43)	(17,506,573.33)	(87,579,682.76)

Net Changes to 2024-25 Draft Proposed

(6/7/23)

to Proposed Adopted Budget

Oakland Unified - 2023-24 Estimated Actuals to 2024-25 Proposed Adopted Budget

Unrestricted and Restricted

Description	Object Codes	2023-24 Estimated Actuals			2024-25 Proposed Adopted Budget			Variance Third Interim to Proposed Adopted Budget		
		UnRestricted (A2)	Restricted (B2)	Combined (C2)	UnRestricted (A2)	Restricted (B2)	Combined (C2)	UnRestricted (A-A2)	Restricted (B-B2)	Combined (C-C2)
1) Beginning Fund Balance										
a) As of July 1 - Unaudited		118,353,704.41	164,775,839.84	283,129,544.25	109,892,044.84	157,619,458.99	267,511,503.83	(8,461,659.57)	(7,156,380.85)	(15,618,040.42)
b) Audit Adjustments		0.00	0.00	0.00	0.00	0.00	0.00	0.00	0.00	0.00
c) As of July 1 - Audited (F1a + F1b)		118,353,704.41	164,775,839.84	283,129,544.25	109,892,044.84	157,619,458.99	267,511,503.83	(8,461,659.57)	(7,156,380.85)	(15,618,040.42)
d) Other Restatements		0.00	0.00	0.00	0.00	0.00	0.00	0.00	0.00	0.00
a) Adjusted Beginning Balance (F1c + F1d)		118,353,704.41	164,775,839.84	283,129,544.25	109,892,044.84	157,619,458.99	267,511,503.83	(8,461,659.57)	(7,156,380.85)	(15,618,040.42)
2) Ending Balance, June 30 (E + F1e)		109,892,044.84	157,619,458.99	267,511,503.83	31,357,275.84	132,956,504.81	164,313,780.65	(78,534,769.00)	(24,662,954.18)	(15,618,040.42)
Components of Ending Fund Balance										
a) Non spendable Revolving Cash	9711	149,304.64	0.00	149,304.64	150,000.00	0.00	150,000.00	695.36	0.00	695.36
b) Restricted	9740	0.00	157,619,458.99	157,619,458.99	0.00	132,956,504.81	132,956,504.81	0.00	(24,662,954.18)	(24,662,954.18)
c) Committed Stabilization Arrangements	9750	174,549.61		174,549.61	0.00		0.00	695.36	0.00	695.36
d) Assigned	9780	10,244,956.02	0.00	10,244,956.02	279,944.70	0.00	279,944.70		0.00	0.00
e) Unassigned/Unappropriated				0.00			0.00	0.00	0.00	0.00
Reserve for Economic Uncertainty	9789	27,718,390.81	0.00	27,718,390.81	26,111,128.70	0.00	26,111,128.70		0.00	0.00
		71,604,843.76	0.00	71,604,843.76	4,816,202.44	0.00	4,816,202.44	0.00	0.00	0.00

2024-25 Budget

All Funds Summary

OUSD 2024-25 Proposed Budget Summary of Revenue, Expenditures, and Fund Balance of All Funds					
<i>Fund/SACS Form</i>	<i>Revenues</i>	<i>Expenditures</i>	<i>Excess/(Deficiency)</i>	<i>2024-25 Beginning Fund Balance</i>	<i>2024-25 Ending Fund Balance</i>
Fund 01 - General Fund - Unrestricted	\$ 499,233,398.83	\$ 577,768,167.83	\$ (78,534,769.00)	\$ 109,892,044.84	\$ 31,357,275.84
Fund 01 - General Fund - Restricted	\$ 398,723,358.29	\$ 423,386,312.47	\$ (24,662,954.18)	\$ 157,619,458.99	\$ 132,956,504.81
Fund 11 - Adult Education	\$ 4,183,522.39	\$ 4,209,966.71	\$ (26,444.32)	\$ 597,465.33	\$ 571,021.01
Fund 12 - Child Development	\$ 32,713,283.18	\$ 34,709,019.41	\$ (1,995,736.23)	\$ 12,880,619.85	\$ 10,884,883.62
Fund 13 - Student Nutrition	\$ 31,184,555.85	\$ 32,194,613.59	\$ (1,010,057.74)	\$ 25,285,342.00	\$ 24,275,284.26
Fund 14 - Deferred Maintenance	\$ 3,034,879.00	\$ 4,460,469.55	\$ (1,425,590.55)	\$ 1,539,973.17	\$ 114,382.62
Fund 21 - Building Fund	\$ 576,953.00	\$ 59,322,537.60	\$ (58,745,584.60)	\$ 222,832,486.68	\$ 164,086,902.08
Fund 25 - Capital Facilities Fund	\$ 2,213,286.00	\$ 3,000,000.00	\$ (786,714.00)	\$ 18,248,961.20	\$ 17,462,247.20
Fund 35 - County Schools Facility Fund	\$ 142,180.00	\$ 3,000,000.00	\$ (2,857,820.00)	\$ 9,002,751.47	\$ 6,144,931.47
Fund 40 - Special Reserve Fund for Capital Outlay	\$ 33,887.00	\$ -	\$ 33,887.00	\$ 2,192,514.10	\$ 2,226,401.10
Fund 51 - Bond Interest and Redemption Fund	\$ 96,386,729.15	\$ 103,472,740.15	\$ (7,086,011.00)	\$ 115,815,652.20	\$ 108,729,641.20
Fund 67 - Self Insurance Fund	\$ 21,793,402.00	\$ 27,784,572.88	\$ (5,991,170.88)	\$ 7,653,474.21	\$ 1,662,303.33
Total All Funds	\$ 1,090,219,434.69	\$1,273,308,400.19	\$ (183,088,965.50)	\$ 683,560,744.04	\$ 500,471,778.54

Multi-Year Projection Cash Flow, & LCFF Projections

Multi-Year Projection - Unrestricted

2024-25 MYP Fund Balance Summary - Unrestricted

	2024-25 Unrestricted	2025-26 Unrestricted	2026-27 Unrestricted
A. Revenues			
5) Total Revenues	\$ 499,233,399	\$ 505,941,856	\$ 522,332,186
B. Expenditures			
9) Total Expenditures	\$ 443,984,644	\$ 455,541,554	\$ 469,622,529
C. Excess (Deficiency) of Revenues Over Expenditures	\$ 55,248,755	\$ 50,400,302	\$ 52,709,657
D. Other Financing Sources/Uses			
4) Total, Other Financing Sources/Uses	\$ (133,783,524)	\$ (137,380,913)	\$ (142,891,899)
E. Net Increase (Decrease) in Fund Balance (C + D4)	\$ (78,534,769)	\$ (86,980,611)	\$ (90,182,242)
F. Fund Balance, Reserves			
1) Beginning Fund Balance			
a) Adjusted Beginning Balance (F1c + F1d)	\$ 109,892,045	\$ 31,357,276	\$ (55,623,335)
2) Ending Balance, June 30 (E + F1e)	\$ 31,357,276	\$ (55,623,335)	\$ (145,805,577)
Restricted Reserve	\$ 150,000	\$ 150,000	\$ 150,000
Other Assignments	\$ 279,945	\$ 279,945	\$ 279,945
Reserve for Economic Uncertainty	\$ 26,111,129	\$ 26,610,760	\$ 26,944,821
Unassigned Unappropriated	\$ 4,816,202	\$ (82,664,041)	\$ (173,180,343)

Multi-Year Projection - Restricted

2024-25 MYP Fund Balance Summary - Restricted

	2024-25 Restricted	2025-26 Restricted	2026-27 Restricted
A. Revenues			
5) Total Revenues	\$ 267,939,835	\$ 268,806,731	\$ 272,610,396
B. Expenditures			
9) Total Expenditures	\$ 423,386,312	\$ 428,483,792	\$ 425,538,156
C. Excess (Deficiency) of Revenues Over	\$ (155,446,478)	\$ (159,677,061)	\$ (152,927,760)
D. Other Financing Sources/Uses			
4) Total, Other Financing Sources/Uses	\$ 130,783,524	\$ 134,380,913	\$ 139,891,899
E. Net Increase (Decrease) in Fund Balance (C +D4)	\$ (24,662,954)	\$ (25,296,148)	\$ (13,035,861)
F. Fund Balance, Reserves			
1) Beginning Fund Balance			
a) Adjusted Beginning Balance (F1c + F1d)	\$ 157,619,459	\$ 132,956,505	\$ 107,660,357
2) Ending Balance, June 30 (E + F1e)	\$ 132,956,505	\$ 107,660,357	\$ 94,624,496

Multi-Year Projection - Combined

2024-25 MYP Fund Balance Summary - Combined

	2024-25 Combined	2025-26 Combined	2026-27 Combined
A. Revenues			
5) Total Revenues	\$ 767,173,234	\$ 774,748,587	\$ 794,942,582
B. Expenditures			
9) Total Expenditures	\$ 867,370,957	\$ 884,025,346	\$ 895,160,685
C. Excess (Deficiency) of Revenues Over	\$ (100,197,723)	\$ (109,276,759)	\$ (100,218,103)
D. Other Financing Sources/Uses			
4) Total, Other Financing Sources/Uses	\$ (3,000,000)	\$ (3,000,000)	\$ (3,000,000)
E. Net Increase (Decrease) in Fund Balance (C +D4)	\$ (103,197,723)	\$ (112,276,759)	\$ (103,218,103)
F. Fund Balance, Reserves			
1) Beginning Fund Balance			
a) Adjusted Beginning Balance (F1c + F1d)	\$ 267,511,504	\$ 164,313,781	\$ 52,037,022
2) Ending Balance, June 30 (E + F1e)	\$ 164,313,781	\$ 52,037,022	\$ (51,181,081)

Estimated Actuals at June 30, 2024

Cash Flow - Form CASH

General Fund Beginning Cash July 1, 2023

- \$349,361,439

General Fund Ending Cash Projection June 30, 2024

- \$268,626,889 - Second Interim
- \$298,441,310 - Third Interim
- \$291,286,355 - Projected Ending Balance

LCFF Summary - 2023-24

Oakland Unified (61259) - 2024-25 Budget	v.25.1a					PY1
LOCAL CONTROL FUNDING FORMULA						2023-24
LCFF ENTITLEMENT CALCULATION						
Calculation Factors	COLA & Augmentation		Base Grant Proration		Unduplicated Pupil Percentage	
	8.22%		0.00%		80.09% 80.09%	
	3-PY Average					
	ADA	Base	Grade Span	Supplemental	Concentration	Total
Grades TK-3	11,546.54	\$ 9,919	\$ 1,032	\$ 1,754	\$ 1,786	\$ 167,321,778
Grades 4-6	7,591.04	10,069		1,613	1,642	101,142,678
Grades 7-8	4,258.15	10,367		1,661	1,691	58,414,530
Grades 9-12	8,528.99	12,015	312	1,975	2,010	139,123,927
Subtract Necessary Small School ADA and Funding	-	-	-	-	-	-
Total Base, Supplemental, and Concentration Grant		\$ 337,584,368	\$ 14,577,075	\$ 56,409,220	\$ 57,432,250	\$ 466,002,913
NSS Allowance		-	-	-	-	-
TOTAL BASE	31,924.72	\$ 337,584,368	\$ 14,577,075	\$ 56,409,220	\$ 57,432,250	\$ 466,002,913
ADD ONS:						
Targeted Instructional Improvement Block Grant						\$ 10,094,682
Home-to-School Transportation (COLA added commencing 2023-24)						6,195,554
Small School District Bus Replacement Program (COLA added commencing 2023-24)						-
Transitional Kindergarten (Commencing 2022-23)						-
TK ADA	839.44	TK Add-on rate	\$ 3,044.00			2,555,255
ECONOMIC RECOVERY TARGET PAYMENT						-
LCFF Entitlement Before Adjustments						\$ 484,848,404
Miscellaneous Adjustments						-
ADJUSTED LCFF ENTITLEMENT						\$ 484,848,404
Local Revenue (including RDA)						(165,622,372)
Gross State Aid						\$ 319,226,032
Education Protection Account Entitlement						(60,811,047)
Net State Aid						\$ 258,414,985

LCFF Summary - 2024-25

Oakland Unified (61259) - 2024-25 Budget	v.25.1a	6/14/2024	CY
LOCAL CONTROL FUNDING FORMULA	2024-25		
LCFF ENTITLEMENT CALCULATION			
	<u>COLA & Augmentation</u>	<u>Base Grant Proration</u>	<u>Unduplicated Pupil Percentage</u>
Calculation Factors	1.07%	0.00%	81.47% 81.47%
	3-PY Average		
	ADA	Base	Grade Span Supplemental Concentration Total
Grades TK-3	11,076.02	\$ 10,025	\$ 1,043 \$ 1,803 \$ 1,904 \$ 163,656,221
Grades 4-6	7,284.01	10,177	1,658 1,751 98,962,339
Grades 7-8	4,113.41	10,478	1,707 1,803 57,538,699
Grades 9-12	8,325.33	12,144	316 2,030 2,144 138,483,854
Subtract Necessary Small School ADA and Funding	-	-	-
Total Base, Supplemental, and Concentration Grant	\$ 329,369,589	\$ 14,183,092	\$ 55,978,475 \$ 59,109,957 \$ 458,641,113
NSS Allowance	-	-	-
TOTAL BASE	30,798.77	\$ 329,369,589	\$ 14,183,092 \$ 55,978,475 \$ 59,109,957 \$ 458,641,113
ADD ONS:			
Targeted Instructional Improvement Block Grant			\$ 10,094,682
Home-to-School Transportation (COLA added commencing 2023-24)			6,261,846
Small School District Bus Replacement Program (COLA added commencing 2023-24)			-
Transitional Kindergarten (Commencing 2022-23)			-
	TK ADA	889.44 TK Add-on rate	\$ 3,077.00 2,736,807
ECONOMIC RECOVERY TARGET PAYMENT			
LCFF Entitlement Before Adjustments			\$ 477,734,448
Miscellaneous Adjustments			-
ADJUSTED LCFF ENTITLEMENT			\$ 477,734,448
Local Revenue (including RDA)			(164,476,729)
Gross State Aid			\$ 313,257,719
Education Protection Account Entitlement			(56,307,950)
Net State Aid			\$ 256,949,769

LCFF Summary - 2025-26

Oakland Unified (61259) - 2024-25 Budget	v.25.1a						CY1
LOCAL CONTROL FUNDING FORMULA							2025-26
LCFF ENTITLEMENT CALCULATION							
	COLA & Augmentation	Base Grant Proration	Unduplicated Pupil Percentage				
	2.93%	0.00%	82.57%	82.57%			
Calculation Factors	3-PY Average						
	ADA	Base	Grade Span	Supplemental	Concentration	Total	
Grades TK-3	10,898.95	\$ 10,319	\$ 1,073	\$ 1,881	\$ 2,042	\$ 166,915,002	
Grades 4-6	7,063.24	10,475		1,730	1,877	99,464,644	
Grades 7-8	4,013.25	10,785		1,781	1,933	58,187,151	
Grades 9-12	8,162.41	12,500	325	2,118	2,298	140,729,944	
Subtract Necessary Small School ADA and Funding	-	-	-	-	-	-	
Total Base, Supplemental, and Concentration Grant	\$ 331,766,730	\$ 14,347,356	\$ 57,157,280	\$ 62,025,375	\$ 465,296,741		
NSS Allowance	-	-	-	-	-	-	
TOTAL BASE	30,137.85	\$ 331,766,730	\$ 14,347,356	\$ 57,157,280	\$ 62,025,375	\$ 465,296,741	
ADD ONS:							
Targeted Instructional Improvement Block Grant							\$ 10,094,682
Home-to-School Transportation (COLA added commencing 2023-24)							6,445,318
Small School District Bus Replacement Program (COLA added commencing 2023-24)							-
Transitional Kindergarten (Commencing 2022-23)							-
TK ADA	914.44	TK Add-on rate	\$ 3,167.00			2,896,031	
ECONOMIC RECOVERY TARGET PAYMENT							-
LCFF Entitlement Before Adjustments							\$ 484,732,772
Miscellaneous Adjustments							-
ADJUSTED LCFF ENTITLEMENT							\$ 484,732,772
Local Revenue (including RDA)							(163,776,013)
Gross State Aid							\$ 320,956,759
Education Protection Account Entitlement							(58,600,935)
Net State Aid							\$ 262,355,824

LCFF Summary - 2026-27

Oakland Unified (61259) - 2024-25 Budget	v.25.1a						CY2
LOCAL CONTROL FUNDING FORMULA							2026-27
LCFF ENTITLEMENT CALCULATION							
	COLA & Augmentation	Base Grant Proration	Unduplicated Pupil Percentage				
Calculation Factors	3.08%	0.00%	83.00%	83.00%			
	3-PY Average						
	ADA	Base	Grade Span	Supplemental	Concentration	Total	
Grades TK-3	10,936.98	\$ 10,637	\$ 1,106	\$ 1,949	\$ 2,137	\$ 173,127,625	
Grades 4-6	7,031.36	10,798		1,792	1,965	102,346,395	
Grades 7-8	4,014.13	11,117		1,845	2,023	60,154,612	
Grades 9-12	8,147.46	12,885	335	2,195	2,406	145,192,300	
Subtract Necessary Small School ADA and Funding	-	-	-	-	-	-	
Total Base, Supplemental, and Concentration Grant		\$ 341,866,386	\$ 14,825,699	\$ 59,210,887	\$ 64,917,960	\$ 480,820,932	
NSS Allowance		-	-	-	-	-	
TOTAL BASE	30,129.93	\$ 341,866,386	\$ 14,825,699	\$ 59,210,887	\$ 64,917,960	\$ 480,820,932	
ADD ONS:							
Targeted Instructional Improvement Block Grant							\$ 10,094,682
Home-to-School Transportation (COLA added commencing 2023-24)							6,643,834
Small School District Bus Replacement Program (COLA added commencing 2023-24)							-
Transitional Kindergarten (Commencing 2022-23)							-
TK ADA	939.44	TK Add-on rate	\$ 3,265.00			3,067,272	
ECONOMIC RECOVERY TARGET PAYMENT							-
LCFF Entitlement Before Adjustments							\$ 500,626,720
Miscellaneous Adjustments							-
ADJUSTED LCFF ENTITLEMENT							\$ 500,626,720
Local Revenue (including RDA)							(163,767,474)
Gross State Aid							\$ 336,859,246
Education Protection Account Entitlement							(65,398,363)
Net State Aid							\$ 271,460,883

Next Steps

- June 26,2024 – LCAP & Budget Adoption
- By June 30, 2024 - Submit to Alameda County Office of Education
- Continue Year End Close for UnAudited Actuals - September 2024



Community Schools, Thriving Students



Questions?



**OAKLAND UNIFIED
SCHOOL DISTRICT**

Community Schools, Thriving Students

www.ousd.org



@OUSDnews

Contact us for additional information [optional contact area]
Phone: 510.555.5555 | Email: info@ousd.org