



Board Office Use: Legislative File Info.	
File ID Number	16-2624
Introduction Date	12/14/2016
Enactment Number	16-1875
Enactment Date	12/14/16 OS

Memo

To Board of Education

From Antwan Wilson, Superintendent
Marion McWilliams, General Counsel

Board Meeting Date December 14, 2016

Subject RESOLUTION DECLARING RESULTS OF A PARCEL TAX ELECTION
HELD NOVEMBER 8, 2016

Action Requested Enactment of RESOLUTION 1617-0005 DECLARING RESULTS OF A
PARCEL TAX ELECTION HELD NOVEMBER 8, 2016

Background
A one paragraph explanation of why the consultant's services are needed.

On August 8, 2016, the Board passed Resolution No. 1615-0030 Calling a Parcel Tax Election for the voters of Oakland to authorize the District to place a measure on the November 8, 2016 ballot for the assessment of a \$120 per parcel tax for 12 years in support of middle schools and educator salaries. On November 8, 2016, approximately 81% of the voters of Oakland voted in support of the parcel tax, Measure G1.

Discussion
One paragraph summary of the scope of work.

The Registrar of Voters of the County has canvassed the returns of the election as required by law and the Resolution and filed a statement of all votes cast at the election showing the whole number of votes cast in the District and the whole number of votes cast for and against said measure in the District. This resolution adopts the certificate of the registrar of voters, incorporates it into the minutes of the Board, and declares the measure approved because at least two-thirds of all the votes cast at the election were in favor of Measure G1. It also directs the filing of the certification with the Board of Supervisors of Alameda County.



Recommendation	Enactment of RESOLUTION 1617-0005 DECLARING RESULTS OF A PARCEL TAX ELECTION HELD NOVEMBER 8, 2016
Fiscal Impact	Parcel Tax revenues to the District are anticipated to be
Attachments	<ul style="list-style-type: none">● Resolution 1617-0005

**BOARD OF EDUCATION OF THE
OAKLAND UNIFIED SCHOOL DISTRICT
COUNTY OF ALAMEDA, STATE OF CALIFORNIA**

Res. No. **1617-0005**

RESOLUTION DECLARING RESULTS OF A PARCEL TAX ELECTION
HELD NOVEMBER 8, 2016

WHEREAS, by proceedings duly had and taken, a parcel tax election (the "election") was held in Oakland Unified School District (the "District") within the County of Alameda (the "County"), State of California, on November 8, 2016, pursuant to Res. No. 1617-0030 Calling Parcel Tax Election and order duly passed by this Board of Education on August 8, 2016 (the "Resolution"), and notice duly given, at which election there was submitted to the electors of the District a measure authorizing the District to impose special taxes other than *ad valorem* taxes on real property; and

WHEREAS, the Registrar of Voters of the County has duly canvassed the returns of the election as required by law and the Resolution and has filed with this Board of Education a statement of all votes cast at the election showing the whole number of votes cast in the District and the whole number of votes cast for and against said measure in the District and in each of the respective consolidated election precincts therein and by absent voters, and also filed, attached to said statement, an official certificate as to the correctness of said statement; and

WHEREAS, a form of certificate describing all proceedings had and taken in the election has been submitted to this Board of Education, and is on file with the Clerk of the Board;

NOW, THEREFORE, BE IT RESOLVED BY THE BOARD OF EDUCATION OF THE OAKLAND UNIFIED SCHOOL DISTRICT, AS FOLLOWS:

1. All of the above recitals are true.
2. At the election, a measure was submitted to the electors of the District. The measure was summarized pursuant to Elections Code Section 13247; the official summary of the measure appears below.

"To provide a districtwide educator salary increase designed to attract/retain teachers; provide enhanced middle school art, music, languages/other programs in addition to core educational programs; improve academic achievement; provide safe, positive schools, and prepare students for college/careers; shall Oakland Unified School District levy a tax of \$120 per parcel, providing \$12.4 million annually, for 12 years, with exemptions for senior and low income residents, no money for Sacramento, and all money benefitting Oakland students?"

3. The certified statement of results of the election ("Statement of Election Results") attached hereto as Exhibit A by the Registrar of Voters is hereby received, confirmed, approved, and entered upon the minutes of this meeting.

4. All absentee votes have been duly received and canvassed in time, form and manner as required by law.

5. The total number of votes cast for and against said measure at the election, including absentee votes, are as follows:

	<u>Parcel Tax Measure</u>	
	<u>Yes</u>	<u>No</u>
Total Votes	138,889	30,002

6. At least two-thirds of all the votes cast at the election on said measure were in favor of said measure and this Board hereby declares said measure approved.

7. The Superintendent of Schools of the County is hereby requested to send a copy of the Statement of Election Results to the Board of Supervisors of the County.

8. All proceedings had in the premises are hereby certified by this Board, and the Superintendent of the District is hereby authorized and directed to complete, execute and deliver a Certificate of Election Proceedings (in substantially the form attached hereto as Exhibit B), to the Board of Supervisors of the County.

PASSED AND ADOPTED this 14th day of December 2016, by the following vote:

AYES: Roseann Torres, Shanthi Gonzales, Jody London, Jumoke Hinton Hodge, Vice President Nina Senn, President James Harris

NOES: Aimee Eng

ABSTAIN: None


ABSENT: None

APPROVED:



James Harris
President of the Board of Education
of the Oakland Unified School District

Attest:



Antwan Wilson Secretary, Board of Education of the
Oakland Unified School District

SECRETARY'S CERTIFICATE

I, Antwan Wilson, Secretary of the Board of Education of the Oakland Unified School District, County of Alameda, California, hereby certify as follows:

The attached is a full, true and correct copy of a resolution duly adopted at a regular meeting of the Board of Education of the District duly and regularly held at the regular meeting place thereof on December 14, 2016, and entered in the minutes thereof, of which meeting all of the members of the Board of Education had due notice and at which a quorum thereof was present. The resolution was adopted by the following vote:

AYES: Roseann Torres, Shanthi Gonzales, Jody London, Jumoke Hinton Hodge, Vice President
Nina Senn, President James Harris

NOES: Aimee Eng


ABSTAIN: None

ABSENT: None

An agenda of the meeting was posted at least 72 hours beforehand at 1000 Broadway, Oakland, California, a location freely accessible to members of the public, and a brief description of the adopted resolution appeared on the agenda. A copy of the agenda is attached hereto.

I have carefully compared the same with the original minutes of the meeting on file and of record in my office. Said resolution has not been amended, modified or rescinded since the date of its adoption, and the same is now in full force and effect.

WITNESS my hand this 14th day of December, 2016.



Secretary, Board of Education of the
Oakland Unified School District

EXHIBIT B

OAKLAND UNIFIED SCHOOL DISTRICT CERTIFICATE OF ELECTION PROCEEDINGS FOR PARCEL TAX

The undersigned Superintendent of the Oakland Unified School District (the “District”), on behalf of and as directed by the Board of Education of the District (the “Board of Education”), does hereby certify to the Board of Supervisors of the County of Alameda all proceedings had for the authorization of parcel tax assessments of the District, as follows:

1. That the Board of Education at a regular meeting duly called and held on August 8, 2016, duly and regularly adopted a Resolution Calling Parcel Tax Election ordering an election be held on November 8, 2016.

2. That on or before August 12, 2016, being no fewer than 88 days before the date of election, the Board of Education caused to be delivered to the Registrar of Voters (the “Registrar”) of the County of Alameda (the “County”) and the Clerk of the Board of Supervisors of the County one or more certified copies of said Resolution Calling Parcel Tax Election containing specifications of the election order.

3. That within said Resolution Calling Parcel Tax Election, the Board of Education requested the consolidation of said parcel tax election with such other elections as may be held on the same date in territory partly or wholly the same, and thereafter the Board of Supervisors of the County of Alameda on August 9, 2016, ordered the consolidation of said parcel tax election with an election to be held by the County on November 8, 2016.

4. That on the date of said election, November 8, 2016, a statewide general election was scheduled to be conducted throughout the District.

5. That the Registrar conducted the election on behalf of the Board of Education pursuant to all applicable provisions of the Elections Code of the State of California, as certified by the Registrar to the Board of Education.

6. That the Board of Education, at a meeting duly called and held on December 14, 2016, caused an entry to be made upon its minutes showing the results of said election and declaring that at least two-thirds of the votes cast thereat were in favor of authorizing said parcel tax.

7. That the County Superintendent has certified that he has caused to be delivered to the Board of Supervisors a copy of the Registrar's certified statement of the results of the election.

Dated: December 14, 2016.



Superintendent of Schools
of the Oakland Unified School District



REGISTRAR OF VOTERS

ALAMEDA COUNTY • CALIFORNIA

TIM DUPUIS
REGISTRAR OF VOTERS

CYNTHIA CORNEJO
DEPUTY REGISTRAR OF VOTERS

November 23, 2016

Antwan Wilson, Superintendent
Oakland Unified School District
1000 Broadway Suite 680
Oakland, CA 94607

Dear Mr. Wilson:

Enclosed is the Certificate of Election Results and a copy of the Official Canvass for the Oakland Unified School District at the General Election held on Tuesday, November 8, 2016.

If you have any questions, please contact me at (510) 272-6933.

Sincerely,


Tim Dupuis
Registrar of Voters
Alameda County

Enclosures

STATE OF CALIFORNIA }
COUNTY OF ALAMEDA } ss.

I, **TIM DUPUIS**, Registrar of Voters for the County of Alameda, State of California, having canvassed the returns of all votes cast in the **Oakland Unified School District** at the General Election held on Tuesday, **November 8, 2016**, do hereby certify the following to be a full, true and correct Statement of the Results of all the votes cast, to which this certificate is attached, at said election for and against **Measure G1**.

I hereby set my hand and my official seal this **23rd** day of **November 2016**.



TIM DUPUIS
Registrar of Voters
Alameda County
State of California

**ALAMEDA COUNTY Statement of Vote
GENERAL ELECTION**

NON-PARTISAN MEASURE G1 - OAKLAND USD

	Registration	Ballots Cast	Turnout (%)	MEASURE G1 - OAKLAND USD	YES	NO	Under Vote	Over Vote										
213100 - Vote by Mail Reporting	1053	712	67.62		492	174	36	0										
213100 - Election Day Reporting	1053	220	20.89		136	53	30	0										
213300 - Vote by Mail Reporting	1356	911	67.18		577	259	50	0										
213300 - Election Day Reporting	1356	255	18.81		156	71	27	0										
213400 - Vote by Mail Reporting	622	424	68.17		275	131	16	0										
213400 - Election Day Reporting	622	126	20.26		92	28	6	0										
213500 - Vote by Mail Reporting	1325	902	68.08		556	277	55	0										
213500 - Election Day Reporting	1325	270	20.38		170	77	21	1										
213600 - Vote by Mail Reporting	888	546	61.49		373	137	23	1										
213600 - Election Day Reporting	888	223	25.11		150	52	21	0										
213700 - Vote by Mail Reporting	737	448	60.79		305	114	22	0										
213700 - Election Day Reporting	737	202	27.41		136	41	25	0										
213800 - Vote by Mail Reporting	1047	724	69.15		482	195	38	1										
213800 - Election Day Reporting	1047	222	21.20		153	49	20	0										
213900 - Vote by Mail Reporting	594	372	62.63		255	95	21	0										
213900 - Election Day Reporting	594	148	24.92		99	38	11	0										
214100 - Vote by Mail Reporting	837	532	63.56		374	126	29	0										
214100 - Election Day Reporting	837	193	23.06		140	30	23	0										
214200 - Vote by Mail Reporting	1152	776	67.36		530	191	45	0										
214200 - Election Day Reporting	1152	243	21.09		168	48	27	0										
214300 - Vote by Mail Reporting	654	424	64.83		277	109	28	0										
214300 - Election Day Reporting	654	161	24.62		112	37	13	0										
214400 - Vote by Mail Reporting	733	477	65.08		366	92	15	1										
214400 - Election Day Reporting	733	178	24.28		123	40	15	0										
214500 - Vote by Mail Reporting	670	402	60.00		300	70	27	1										
214500 - Election Day Reporting	670	191	28.51		144	35	10	0										
214600 - Vote by Mail Reporting	1068	664	62.17		524	83	41	0										
214600 - Election Day Reporting	1068	257	24.06		204	33	20	0										
214800 - Vote by Mail Reporting	1162	704	60.59		554	97	40	1										
214800 - Election Day Reporting	1162	321	27.62		249	41	31	0										
215100 - Vote by Mail Reporting	1146	617	53.84		518	52	31	0										
215100 - Election Day Reporting	1146	357	31.15		289	41	25	0										
215120 - Vote by Mail Reporting	1180	751	63.64		602	95	47	0										
215120 - Election Day Reporting	1180	293	24.83		228	31	29	0										
215200 - Vote by Mail Reporting	752	449	59.71		369	50	23	0										
215200 - Election Day Reporting	752	186	24.73		153	20	12	0										
215300 - Vote by Mail Reporting	1092	690	63.19		536	92	46	0										
215300 - Election Day Reporting	1092	273	25.00		231	22	20	0										
215500 - Vote by Mail Reporting	795	478	60.13		383	72	12	0										
215500 - Election Day Reporting	795	201	25.28		162	22	17	0										
215610 - Vote by Mail Reporting	1410	741	52.55		598	96	34	0										
215610 - Election Day Reporting	1410	366	25.96		306	31	29	0										
215700 - Vote by Mail Reporting	979	505	51.58		407	67	30	0										
215700 - Election Day Reporting	979	315	32.18		256	35	23	0										
215800 - Vote by Mail Reporting	921	466	50.60		408	26	24	0										
215800 - Election Day Reporting	921	241	26.17		197	25	18	1										
215900 - Vote by Mail Reporting	640	277	43.28		239	29	9	0										
215900 - Election Day Reporting	640	199	31.09		162	22	15	0										
223000 - Vote by Mail Reporting	767	419	54.63		314	60	33	0										
223000 - Election Day Reporting	767	207	26.99		161	25	20	0										
223010 - Vote by Mail Reporting	994	586	58.95		477	65	32	1										
223010 - Election Day Reporting	994	253	25.45		210	25	17	0										
223200 - Vote by Mail Reporting	1474	925	62.75		735	111	62	0										
223200 - Election Day Reporting	1474	332	22.52		269	39	24	0										
223300 - Vote by Mail Reporting	958	562	58.66		446	76	28	0										
223300 - Election Day Reporting	958	274	28.60		212	30	31	0										
223400 - Vote by Mail Reporting	747	462	61.85		390	36	29	1										
223400 - Election Day Reporting	747	176	23.56		139	17	18	0										
224000 - Vote by Mail Reporting	1066	688	64.54		501	134	38	0										

**ALAMEDA COUNTY Statement of Vote
GENERAL ELECTION**

NON-PARTISAN MEASURE G1 - OAKLAND USD													
	Registration	Ballots Cast	Turnout (%)	MEASURE G1 - OAKLAND USD	YES	NO	Under Vote	Over Vote					
224000 - Election Day Reporting	1066	245	22.98		178	46	22	0					
224200 - Vote by Mail Reporting	1352	859	64.28		630	183	37	1					
224200 - Election Day Reporting	1352	340	25.15		275	51	14	0					
224400 - Vote by Mail Reporting	529	298	56.33		219	61	12	0					
224400 - Election Day Reporting	529	143	27.03		111	22	10	0					
224500 - Vote by Mail Reporting	1482	825	55.67		623	143	45	1					
224500 - Election Day Reporting	1482	404	27.26		294	71	39	0					
224600 - Vote by Mail Reporting	926	604	65.23		456	106	34	0					
224600 - Election Day Reporting	926	230	24.84		163	44	23	0					
224700 - Vote by Mail Reporting	1143	646	56.52		475	115	39	1					
224700 - Election Day Reporting	1143	293	25.63		231	34	33	0					
224800 - Vote by Mail Reporting	521	292	56.05		219	62	10	0					
224800 - Election Day Reporting	521	153	29.37		123	15	15	0					
225000 - Vote by Mail Reporting	554	295	53.25		236	36	20	1					
225000 - Election Day Reporting	554	173	31.23		137	24	12	0					
225100 - Vote by Mail Reporting	846	479	56.62		395	48	27	0					
225100 - Election Day Reporting	846	249	29.43		200	26	23	0					
225200 - Vote by Mail Reporting	674	347	51.48		294	34	18	0					
225200 - Election Day Reporting	674	191	28.34		163	8	18	0					
225400 - Vote by Mail Reporting	1399	822	58.76		663	92	50	0					
225400 - Election Day Reporting	1399	384	27.45		310	49	24	0					
225600 - Vote by Mail Reporting	813	434	53.38		353	52	26	0					
225600 - Election Day Reporting	813	256	31.49		202	30	23	0					
225700 - Vote by Mail Reporting	1066	614	57.60		494	77	35	1					
225700 - Election Day Reporting	1066	307	28.80		251	31	19	0					
225710 - Vote by Mail Reporting	1076	652	60.59		501	101	40	1					
225710 - Election Day Reporting	1076	272	25.28		222	25	25	0					
225810 - Vote by Mail Reporting	741	438	59.11		351	48	29	1					
225810 - Election Day Reporting	741	187	25.24		155	20	10	0					
225900 - Vote by Mail Reporting	866	564	65.13		417	110	29	1					
225900 - Election Day Reporting	866	204	23.56		151	39	14	0					
225910 - Vote by Mail Reporting	1342	862	64.23		730	88	35	0					
225910 - Election Day Reporting	1342	310	23.10		252	23	33	0					
226100 - Vote by Mail Reporting	727	450	61.90		319	107	19	0					
226100 - Election Day Reporting	727	202	27.79		159	36	7	0					
226200 - Vote by Mail Reporting	1045	635	60.77		499	104	28	0					
226200 - Election Day Reporting	1045	248	23.73		198	36	14	0					
226300 - Vote by Mail Reporting	807	542	67.16		386	125	19	0					
226300 - Election Day Reporting	807	156	19.33		111	28	15	0					
226400 - Vote by Mail Reporting	684	474	69.30		319	122	26	0					
226400 - Election Day Reporting	684	147	21.49		102	36	9	0					
244000 - Vote by Mail Reporting	852	528	61.97		360	144	21	0					
244000 - Election Day Reporting	852	219	25.70		147	54	18	0					
244100 - Vote by Mail Reporting	1242	842	67.79		574	208	49	0					
244100 - Election Day Reporting	1242	262	21.10		172	62	23	0					
244200 - Vote by Mail Reporting	790	506	64.05		370	100	26	0					
244200 - Election Day Reporting	790	194	24.56		134	45	15	0					
244300 - Vote by Mail Reporting	1254	827	65.95		578	213	27	0					
244300 - Election Day Reporting	1254	272	21.69		197	54	21	0					
244400 - Vote by Mail Reporting	957	626	65.41		446	149	25	0					
244400 - Election Day Reporting	957	207	21.63		162	29	15	0					
244500 - Vote by Mail Reporting	805	507	62.98		354	112	31	1					
244500 - Election Day Reporting	805	208	25.84		141	51	12	0					
244600 - Vote by Mail Reporting	656	436	66.46		279	135	19	0					
244600 - Election Day Reporting	656	129	19.66		91	27	11	0					
244700 - Vote by Mail Reporting	942	626	66.45		426	153	44	0					
244700 - Election Day Reporting	942	187	19.85		133	40	15	0					
244800 - Vote by Mail Reporting	831	557	67.03		389	137	28	0					
244800 - Election Day Reporting	831	168	20.22		125	30	12	0					

**ALAMEDA COUNTY Statement of Vote
GENERAL ELECTION**

NON-PARTISAN MEASURE G1 - OAKLAND USD

	Registration	Ballots Cast	Turnout (%)	MEASURE G1 - OAKLAND USD	YES	NO	Under Vote	Over Vote									
244900 - Vote by Mail Reporting	602	358	59.47		253	87	13	0									
244900 - Election Day Reporting	602	158	26.25			98	14	0									
245000 - Vote by Mail Reporting	807	541	67.04		376	130	27	0									
245000 - Election Day Reporting	807	166	20.57		121	34	10	0									
245100 - Vote by Mail Reporting	802	509	63.47		373	105	26	0									
245100 - Election Day Reporting	802	203	25.31		149	42	12	0									
245200 - Vote by Mail Reporting	1353	915	67.63		634	225	41	0									
245200 - Election Day Reporting	1353	269	19.88		194	52	18	0									
310000 - Vote by Mail Reporting	1136	478	42.08		378	69	23	0									
310000 - Election Day Reporting	1136	369	32.48		293	46	31	1									
310100 - Vote by Mail Reporting	1083	469	43.31		393	45	25	2									
310100 - Election Day Reporting	1083	318	29.36		247	30	33	0									
310200 - Vote by Mail Reporting	968	495	51.14		379	87	20	0									
310200 - Election Day Reporting	968	250	25.83		194	28	23	0									
310300 - Vote by Mail Reporting	911	435	47.75		337	61	32	0									
310300 - Election Day Reporting	911	255	27.99		201	30	25	0									
310400 - Vote by Mail Reporting	1014	444	43.79		366	57	10	1									
310400 - Election Day Reporting	1014	318	31.36		258	39	23	0									
310500 - Vote by Mail Reporting	835	416	49.82		319	66	25	1									
310500 - Election Day Reporting	835	220	26.35		175	25	19	1									
310600 - Vote by Mail Reporting	924	420	45.45		351	52	18	0									
310600 - Election Day Reporting	924	293	31.71		233	35	24	0									
310700 - Vote by Mail Reporting	1544	703	45.53		584	85	22	0									
310700 - Election Day Reporting	1544	461	29.86		378	36	47	0									
310900 - Vote by Mail Reporting	1460	787	53.90		668	75	34	0									
310900 - Election Day Reporting	1460	396	27.12		324	41	31	0									
311100 - Vote by Mail Reporting	1474	702	47.63		569	83	37	0									
311100 - Election Day Reporting	1474	449	30.46		365	36	44	0									
311200 - Vote by Mail Reporting	1359	640	47.09		531	76	30	1									
311200 - Election Day Reporting	1359	395	29.07		330	47	19	0									
311400 - Vote by Mail Reporting	1062	479	45.10		383	61	34	0									
311400 - Election Day Reporting	1062	249	23.45		204	24	19	0									
311500 - Vote by Mail Reporting	1778	819	46.06		657	110	39	0									
311500 - Election Day Reporting	1778	488	27.45		407	51	29	1									
311700 - Vote by Mail Reporting	1823	704	38.62		581	78	39	0									
311700 - Election Day Reporting	1823	490	26.88		416	33	33	0									
323000 - Vote by Mail Reporting	874	528	60.41		444	44	29	0									
323000 - Election Day Reporting	874	221	25.29		189	19	13	0									
323200 - Vote by Mail Reporting	1121	577	51.47		418	118	33	1									
323200 - Election Day Reporting	1121	300	26.76		203	60	37	0									
325100 - Vote by Mail Reporting	1250	619	49.52		516	67	25	0									
325100 - Election Day Reporting	1250	335	26.80		267	39	29	0									
325110 - Vote by Mail Reporting	825	478	57.94		403	54	17	0									
325110 - Election Day Reporting	825	197	23.88		162	23	12	0									
325200 - Vote by Mail Reporting	1098	601	54.74		509	52	29	0									
325200 - Election Day Reporting	1098	295	26.87		239	32	21	1									
325300 - Vote by Mail Reporting	1441	835	57.95		654	108	57	1									
325300 - Election Day Reporting	1441	275	19.08		203	28	46	0									
325400 - Vote by Mail Reporting	860	434	50.47		355	48	26	0									
325400 - Election Day Reporting	860	235	27.33		194	16	26	0									
325500 - Vote by Mail Reporting	916	521	56.88		419	69	29	1									
325500 - Election Day Reporting	916	240	26.20		189	25	26	0									
325510 - Vote by Mail Reporting	1589	866	54.50		701	116	37	0									
325510 - Election Day Reporting	1589	456	28.70		373	39	46	0									
325600 - Vote by Mail Reporting	836	510	61.00		398	61	47	0									
325600 - Election Day Reporting	836	173	20.69		137	19	15	0									
325700 - Vote by Mail Reporting	1477	832	56.33		703	79	35	1									
325700 - Election Day Reporting	1477	403	27.29		341	32	29	0									
325800 - Vote by Mail Reporting	1460	840	57.53		690	89	44	0									

**ALAMEDA COUNTY Statement of Vote
GENERAL ELECTION**

NON-PARTISAN MEASURE G1 - OAKLAND USD													
	Registration	Ballots Cast	Turnout (%)		MEASURE G1 - OAKLAND USD								
					YES	NO	Under Vote	Over Vote					
325800 - Election Day Reporting	1460	388	26.58		315	40	31	0					
333100 - Vote by Mail Reporting	1117	532	47.63		445	50	31	0					
333100 - Election Day Reporting	1117	326	29.19		256	34	35	0					
333200 - Vote by Mail Reporting	1228	716	58.31		566	98	40	0					
333200 - Election Day Reporting	1228	274	22.31		232	19	23	0					
333210 - Vote by Mail Reporting	677	388	57.31		274	53	54	1					
333210 - Election Day Reporting	677	129	19.05		107	15	7	0					
333400 - Vote by Mail Reporting	866	402	46.42		266	79	53	0					
333400 - Election Day Reporting	866	129	14.90		87	19	24	0					
333410 - Vote by Mail Reporting	1497	965	64.46		755	143	51	0					
333410 - Election Day Reporting	1497	298	19.91		227	38	27	0					
333500 - Vote by Mail Reporting	1316	731	55.55		592	92	37	0					
333500 - Election Day Reporting	1316	358	27.20		298	34	24	0					
333510 - Vote by Mail Reporting	1413	757	53.57		640	68	41	0					
333510 - Election Day Reporting	1413	351	24.84		288	34	30	0					
333600 - Vote by Mail Reporting	409	279	68.22		233	29	12	0					
333600 - Election Day Reporting	409	56	13.69		43	7	5	0					
333800 - Vote by Mail Reporting	1307	662	50.65		526	92	39	0					
333800 - Election Day Reporting	1307	255	19.51		201	27	26	0					
333900 - Vote by Mail Reporting	1067	479	44.89		369	64	35	0					
333900 - Election Day Reporting	1067	219	20.52		172	27	19	0					
334000 - Vote by Mail Reporting	1277	512	40.09		409	71	22	0					
334000 - Election Day Reporting	1277	248	19.42		180	30	35	0					
334100 - Vote by Mail Reporting	1552	665	42.85		527	79	45	0					
334100 - Election Day Reporting	1552	362	23.32		287	39	37	0					
334600 - Vote by Mail Reporting	1783	837	46.94		638	141	42	0					
334600 - Election Day Reporting	1783	449	25.18		352	59	37	0					
334700 - Vote by Mail Reporting	754	254	33.69		199	34	13	0					
334700 - Election Day Reporting	754	199	26.39		160	25	15	0					
335000 - Vote by Mail Reporting	1661	666	40.10		512	125	24	1					
335000 - Election Day Reporting	1661	488	29.38		382	65	40	0					
335100 - Vote by Mail Reporting	1587	490	30.88		382	73	26	0					
335100 - Election Day Reporting	1587	431	27.16		325	49	47	1					
335200 - Vote by Mail Reporting	817	277	33.90		229	27	16	0					
335200 - Election Day Reporting	817	206	25.21		163	14	25	1					
335300 - Vote by Mail Reporting	1257	557	44.31		468	54	26	0					
335300 - Election Day Reporting	1257	342	27.21		272	35	25	0					
335400 - Vote by Mail Reporting	1808	639	35.34		530	67	35	1					
335400 - Election Day Reporting	1808	490	27.10		414	36	39	0					
335500 - Vote by Mail Reporting	758	231	30.47		195	24	9	0					
335500 - Election Day Reporting	758	245	32.32		199	29	16	0					
335700 - Vote by Mail Reporting	1357	659	48.56		549	66	43	0					
335700 - Election Day Reporting	1357	307	22.62		262	18	27	0					
335710 - Vote by Mail Reporting	981	488	49.75		385	71	27	0					
335710 - Election Day Reporting	981	254	25.89		208	24	20	0					
335810 - Vote by Mail Reporting	967	384	39.71		295	43	30	0					
335810 - Election Day Reporting	967	198	20.48		163	16	19	0					
335900 - Vote by Mail Reporting	919	338	36.78		271	47	20	0					
335900 - Election Day Reporting	919	256	27.86		211	23	21	0					
336100 - Vote by Mail Reporting	1067	390	36.55		328	39	17	0					
336100 - Election Day Reporting	1067	326	30.55		260	37	29	0					
336110 - Vote by Mail Reporting	765	395	51.63		307	67	17	0					
336110 - Election Day Reporting	765	193	25.23		150	25	16	0					
336200 - Vote by Mail Reporting	1383	416	30.08		351	45	13	0					
336200 - Election Day Reporting	1383	418	30.22		334	43	46	0					
336400 - Vote by Mail Reporting	955	343	35.92		274	48	18	0					
336400 - Election Day Reporting	955	266	27.85		217	25	24	0					
336500 - Vote by Mail Reporting	965	323	33.47		273	35	14	0					
336500 - Election Day Reporting	965	270	27.98		211	21	23	0					

**ALAMEDA COUNTY Statement of Vote
GENERAL ELECTION**

NON-PARTISAN MEASURE G1 - OAKLAND USD

	Registration	Ballots Cast	Turnout (%)		MEASURE G1 - OAKLAND USD													
					YES	NO	Under Vote	Over Vote										
336600 - Vote by Mail Reporting	1663	521	31.33		365	112	42	0										
336600 - Election Day Reporting	1663	419	25.20		323	46	50	0										
336610 - Vote by Mail Reporting	940	267	28.40		222	31	8	0										
336610 - Election Day Reporting	940	266	28.30		210	22	33	0										
336710 - Vote by Mail Reporting	1824	687	37.66		557	83	25	0										
336710 - Election Day Reporting	1824	458	25.11		361	50	47	0										
336900 - Vote by Mail Reporting	981	509	51.89		385	76	38	1										
336900 - Election Day Reporting	981	202	20.59		160	23	21	0										
336910 - Vote by Mail Reporting	619	418	67.53		303	92	20	0										
336910 - Election Day Reporting	619	80	12.92		67	7	5	0										
337000 - Vote by Mail Reporting	954	483	50.63		321	112	44	0										
337000 - Election Day Reporting	954	96	10.06		66	18	13	0										
337100 - Vote by Mail Reporting	497	172	34.61		139	16	14	0										
337100 - Election Day Reporting	497	104	20.93		75	12	16	0										
337110 - Vote by Mail Reporting	580	262	45.17		159	48	50	0										
337110 - Election Day Reporting	580	66	11.38		37	3	26	0										
337200 - Vote by Mail Reporting	564	249	44.15		209	23	18	0										
337200 - Election Day Reporting	564	141	25.00		116	10	14	0										
344000 - Vote by Mail Reporting	1021	436	42.70		298	109	22	0										
344000 - Election Day Reporting	1021	275	26.93		194	47	26	0										
344010 - Vote by Mail Reporting	830	326	39.28		247	59	15	1										
344010 - Election Day Reporting	830	199	23.98		158	22	16	1										
344100 - Vote by Mail Reporting	701	296	42.23		233	48	7	0										
344100 - Election Day Reporting	701	176	25.11		144	17	14	0										
344200 - Vote by Mail Reporting	1282	582	45.40		399	137	37	0										
344200 - Election Day Reporting	1282	336	26.21		266	44	27	0										
344400 - Vote by Mail Reporting	935	583	62.35		408	135	35	1										
344400 - Election Day Reporting	935	242	25.88		175	54	14	0										
344500 - Vote by Mail Reporting	1484	822	55.39		623	156	35	0										
344500 - Election Day Reporting	1484	352	23.72		269	57	25	0										
344600 - Vote by Mail Reporting	828	490	59.18		349	115	18	0										
344600 - Election Day Reporting	828	222	26.81		167	39	16	0										
344700 - Vote by Mail Reporting	618	401	64.89		285	93	17	0										
344700 - Election Day Reporting	618	139	22.49		108	21	9	1										
344800 - Vote by Mail Reporting	650	394	60.62		275	100	17	0										
344800 - Election Day Reporting	650	178	27.38		113	55	10	0										
344900 - Vote by Mail Reporting	932	534	57.30		391	110	27	1										
344900 - Election Day Reporting	932	211	22.64		154	38	18	0										
345000 - Vote by Mail Reporting	908	453	49.89		304	119	27	0										
345000 - Election Day Reporting	908	248	27.31		171	49	27	0										
345100 - Vote by Mail Reporting	1126	518	46.00		413	75	24	2										
345100 - Election Day Reporting	1126	324	28.77		257	33	34	0										
345200 - Vote by Mail Reporting	1322	695	52.57		525	132	32	1										
345200 - Election Day Reporting	1322	337	25.49		245	52	40	0										
345310 - Vote by Mail Reporting	1067	525	49.20		384	109	22	0										
345310 - Election Day Reporting	1067	290	27.18		233	32	24	0										
345400 - Vote by Mail Reporting	1020	534	52.35		372	138	19	1										
345400 - Election Day Reporting	1020	295	28.92		223	50	26	0										
345500 - Vote by Mail Reporting	742	426	57.41		300	98	21	0										
345500 - Election Day Reporting	742	175	23.58		121	34	19	0										
345600 - Vote by Mail Reporting	791	448	56.64		322	105	16	2										
345600 - Election Day Reporting	791	221	27.94		143	61	16	1										
345700 - Vote by Mail Reporting	825	498	60.36		357	105	34	0										
345700 - Election Day Reporting	825	209	25.33		142	60	6	1										
345800 - Vote by Mail Reporting	501	270	53.89		167	79	15	0										
345800 - Election Day Reporting	501	129	25.75		77	39	12	0										
345900 - Vote by Mail Reporting	716	429	59.92		274	126	24	1										
345900 - Election Day Reporting	716	167	23.32		103	46	18	0										
346000 - Vote by Mail Reporting	489	230	47.03		152	56	20	0										

**ALAMEDA COUNTY Statement of Vote
GENERAL ELECTION**

NON-PARTISAN MEASURE G1 - OAKLAND USD													
	Registration	Ballots Cast	Turnout (%)		MEASURE G1 - OAKLAND USD								
					YES	NO	Under Vote	Over Vote					
346000 - Election Day Reporting	489	108	22.09		90	5	13	0					
346100 - Vote by Mail Reporting	983	443	45.07		348	81	14	0					
346100 - Election Day Reporting	983	236	24.01		192	31	14	0					
346200 - Vote by Mail Reporting	1380	567	41.09		419	110	30	0					
346200 - Election Day Reporting	1380	326	23.62		253	50	22	0					
347110 - Vote by Mail Reporting	533	222	41.65		173	41	7	0					
347110 - Election Day Reporting	533	101	18.95		85	7	7	0					
347200 - Vote by Mail Reporting	1352	573	42.38		428	112	25	0					
347200 - Election Day Reporting	1352	310	22.93		250	41	19	0					
347300 - Vote by Mail Reporting	1072	477	44.50		368	88	20	0					
347300 - Election Day Reporting	1072	273	25.47		221	29	23	0					
353300 - Vote by Mail Reporting	608	280	46.05		236	31	10	0					
353300 - Election Day Reporting	608	200	32.89		167	13	17	0					
353310 - Vote by Mail Reporting	1353	610	45.08		475	97	28	0					
353310 - Election Day Reporting	1353	311	22.99		234	45	30	0					
353400 - Vote by Mail Reporting	995	519	52.16		429	61	17	0					
353400 - Election Day Reporting	995	253	25.43		210	28	15	0					
353500 - Vote by Mail Reporting	1106	596	53.89		466	99	26	0					
353500 - Election Day Reporting	1106	305	27.58		260	25	19	0					
353600 - Vote by Mail Reporting	958	435	45.41		322	75	25	2					
353600 - Election Day Reporting	958	270	28.18		224	21	24	0					
353800 - Vote by Mail Reporting	654	305	46.64		255	39	11	0					
353800 - Election Day Reporting	654	148	22.63		133	9	7	0					
353900 - Vote by Mail Reporting	1386	529	38.17		409	90	25	0					
353900 - Election Day Reporting	1386	312	22.51		254	28	30	0					
354000 - Vote by Mail Reporting	1558	584	37.48		448	117	19	0					
354000 - Election Day Reporting	1558	332	21.31		254	44	35	0					
354100 - Vote by Mail Reporting	1699	736	43.32		554	123	46	0					
354100 - Election Day Reporting	1699	416	24.48		299	61	55	1					
354110 - Vote by Mail Reporting	696	353	50.72		256	66	20	0					
354110 - Election Day Reporting	696	173	24.86		128	28	17	0					
354300 - Vote by Mail Reporting	1488	518	34.81		389	94	29	0					
354300 - Election Day Reporting	1488	356	23.92		292	32	33	0					
354400 - Vote by Mail Reporting	1038	414	39.88		293	97	18	0					
354400 - Election Day Reporting	1038	246	23.70		190	38	17	0					
354500 - Vote by Mail Reporting	1806	660	36.54		512	110	37	0					
354500 - Election Day Reporting	1806	384	21.26		298	40	42	0					
354700 - Vote by Mail Reporting	1121	418	37.29		340	65	13	0					
354700 - Election Day Reporting	1121	275	24.53		215	28	34	0					
354900 - Vote by Mail Reporting	794	295	37.15		238	39	15	0					
354900 - Election Day Reporting	794	183	23.05		142	18	19	0					
354910 - Vote by Mail Reporting	1000	366	36.60		268	70	20	0					
354910 - Election Day Reporting	1000	246	24.60		188	27	30	1					
355000 - Vote by Mail Reporting	805	344	42.73		251	77	12	0					
355000 - Election Day Reporting	805	199	24.72		151	25	22	0					
355100 - Vote by Mail Reporting	1260	529	41.98		400	109	17	0					
355100 - Election Day Reporting	1260	297	23.57		233	37	27	0					
356000 - Vote by Mail Reporting	1122	506	45.10		364	112	24	0					
356000 - Election Day Reporting	1122	255	22.73		199	32	23	0					
356200 - Vote by Mail Reporting	1145	421	36.77		343	60	17	1					
356200 - Election Day Reporting	1145	283	24.72		223	39	20	0					
356210 - Vote by Mail Reporting	1176	477	40.56		345	106	20	0					
356210 - Election Day Reporting	1176	319	27.13		225	64	30	0					
356400 - Vote by Mail Reporting	606	231	38.12		166	52	12	1					
356400 - Election Day Reporting	606	141	23.27		105	20	14	0					
356500 - Vote by Mail Reporting	1457	596	40.91		429	125	31	0					
356500 - Election Day Reporting	1457	356	24.43		279	44	30	0					
361000 - Vote by Mail Reporting	1139	416	36.52		341	50	16	2					
361000 - Election Day Reporting	1139	274	24.06		219	23	24	0					

**ALAMEDA COUNTY Statement of Vote
GENERAL ELECTION**

NON-PARTISAN MEASURE G1 - OAKLAND USD

	Registration	Ballots Cast	Turnout (%)	MEASURE G1 - OAKLAND USD		Under Vote	Over Vote										
				YES	NO												
361130 - Vote by Mail Reporting	632	201	31.80	146	49	6	0										
361130 - Election Day Reporting	632	174	27.53	128	30	11	0										
361200 - Vote by Mail Reporting	1316	435	33.05	375	32	17	0										
361200 - Election Day Reporting	1316	324	24.62	263	29	25	1										
361300 - Vote by Mail Reporting	675	192	28.44	163	17	5	0										
361300 - Election Day Reporting	675	166	24.59	135	21	10	0										
361500 - Vote by Mail Reporting	1347	384	28.51	300	61	18	0										
361500 - Election Day Reporting	1347	342	25.39	276	45	22	0										
362100 - Vote by Mail Reporting	744	267	35.89	206	52	9	0										
362100 - Election Day Reporting	744	196	26.34	146	35	14	0										
362110 - Vote by Mail Reporting	1454	404	27.79	328	55	20	0										
362110 - Election Day Reporting	1454	423	29.09	333	48	38	0										
362300 - Vote by Mail Reporting	997	338	33.90	270	53	9	0										
362300 - Election Day Reporting	997	265	26.58	206	31	28	0										
362500 - Vote by Mail Reporting	503	140	27.83	111	24	5	0										
362500 - Election Day Reporting	503	137	27.24	100	14	18	1										
362510 - Vote by Mail Reporting	1107	410	37.04	309	77	25	0										
362510 - Election Day Reporting	1107	274	24.75	200	48	25	0										
362600 - Vote by Mail Reporting	990	421	42.53	310	88	18	0										
362600 - Election Day Reporting	990	316	31.92	250	39	20	0										
362700 - Vote by Mail Reporting	1081	607	56.15	448	129	26	0										
362700 - Election Day Reporting	1081	237	21.92	174	49	14	0										
362800 - Vote by Mail Reporting	906	479	52.87	357	96	24	0										
362800 - Election Day Reporting	906	262	28.92	198	45	18	0										
362900 - Vote by Mail Reporting	881	304	34.51	236	62	6	0										
362900 - Election Day Reporting	881	292	33.14	228	36	28	0										
363000 - Vote by Mail Reporting	1411	459	32.53	358	74	25	1										
363000 - Election Day Reporting	1411	409	28.99	300	61	49	0										
363100 - Vote by Mail Reporting	1397	544	38.94	424	90	26	0										
363100 - Election Day Reporting	1397	355	25.41	271	55	25	0										
363200 - Vote by Mail Reporting	798	280	35.09	221	47	11	0										
363200 - Election Day Reporting	798	198	24.81	161	22	15	0										
363310 - Vote by Mail Reporting	1645	537	32.64	413	103	16	0										
363310 - Election Day Reporting	1645	478	29.06	369	71	35	0										
363600 - Vote by Mail Reporting	1579	465	29.45	371	78	14	0										
363600 - Election Day Reporting	1579	428	27.11	341	53	34	0										
364200 - Vote by Mail Reporting	1271	775	60.98	475	244	47	1										
364200 - Election Day Reporting	1271	302	23.76	167	115	20	0										
364300 - Vote by Mail Reporting	603	387	64.18	248	119	15	0										
364300 - Election Day Reporting	603	140	23.22	90	34	13	0										
364310 - Vote by Mail Reporting	741	426	57.49	217	185	19	0										
364310 - Election Day Reporting	741	188	25.37	110	65	10	0										
364400 - Vote by Mail Reporting	1416	747	52.75	517	183	39	0										
364400 - Election Day Reporting	1416	384	27.12	258	76	48	0										
364510 - Vote by Mail Reporting	857	467	54.49	304	138	21	1										
364510 - Election Day Reporting	857	261	30.46	183	58	20	0										
364600 - Vote by Mail Reporting	1152	590	51.22	414	143	28	0										
364600 - Election Day Reporting	1152	332	28.82	224	73	34	0										
364700 - Vote by Mail Reporting	1026	522	50.88	392	105	19	0										
364700 - Election Day Reporting	1026	242	23.59	193	33	15	0										
364800 - Vote by Mail Reporting	867	327	37.72	249	58	15	0										
364800 - Election Day Reporting	867	228	26.30	173	23	30	0										
364900 - Vote by Mail Reporting	1455	796	54.71	536	214	40	0										
364900 - Election Day Reporting	1455	362	24.88	269	68	21	0										
365000 - Vote by Mail Reporting	704	296	42.05	210	73	7	0										
365000 - Election Day Reporting	704	175	24.86	139	29	7	0										
365200 - Vote by Mail Reporting	1347	458	34.00	372	57	26	0										
365200 - Election Day Reporting	1347	356	26.43	270	45	39	0										
373100 - Vote by Mail Reporting	830	278	33.49	221	43	11	0										

**ALAMEDA COUNTY Statement of Vote
GENERAL ELECTION**

NON-PARTISAN MEASURE G1 - OAKLAND USD													
	Registration	Ballots Cast	Turnout (%)		MEASURE G1 - OAKLAND USD								
					YES	NO	Under Vote	Over Vote					
373100 - Election Day Reporting	830	231	27.83		169	34	28	1					
373400 - Vote by Mail Reporting	1788	607	33.95		451	124	25	0					
373400 - Election Day Reporting	1788	412	23.04		321	54	36	0					
373500 - Vote by Mail Reporting	1026	315	30.70		237	68	9	0					
373500 - Election Day Reporting	1026	280	27.29		218	44	18	0					
373900 - Vote by Mail Reporting	1331	380	28.55		311	51	16	1					
373900 - Election Day Reporting	1331	334	25.09		260	46	29	0					
400200 - Vote by Mail Reporting	823	451	54.80		311	110	28	0					
400200 - Election Day Reporting	823	253	30.74		178	49	28	0					
400300 - Vote by Mail Reporting	854	454	53.16		298	123	27	0					
400300 - Election Day Reporting	854	260	30.44		168	62	30	0					
400400 - Vote by Mail Reporting	583	354	60.72		232	99	19	0					
400400 - Election Day Reporting	583	129	22.13		94	24	7	0					
400500 - Vote by Mail Reporting	596	299	50.17		196	83	16	0					
400500 - Election Day Reporting	596	173	29.03		121	43	8	0					
400600 - Vote by Mail Reporting	736	413	56.11		248	146	20	0					
400600 - Election Day Reporting	736	214	29.08		162	35	12	0					
400700 - Vote by Mail Reporting	805	426	52.92		291	111	21	0					
400700 - Election Day Reporting	805	197	24.47		140	38	18	0					
400800 - Vote by Mail Reporting	851	333	39.13		254	56	20	0					
400800 - Election Day Reporting	851	245	28.79		169	47	28	0					
400900 - Vote by Mail Reporting	1440	706	49.03		497	174	29	0					
400900 - Election Day Reporting	1440	380	26.39		276	64	40	0					
401100 - Vote by Mail Reporting	1454	581	39.96		424	123	29	0					
401100 - Election Day Reporting	1454	405	27.85		296	74	32	0					
410100 - Vote by Mail Reporting	1800	607	33.72		495	75	37	0					
410100 - Election Day Reporting	1800	404	22.44		316	51	26	0					
410300 - Vote by Mail Reporting	1423	450	31.62		336	89	13	1					
410300 - Election Day Reporting	1423	415	29.16		321	36	61	0					
410400 - Vote by Mail Reporting	1727	671	38.85		493	140	35	0					
410400 - Election Day Reporting	1727	457	26.46		364	59	36	0					
410500 - Vote by Mail Reporting	859	307	35.74		227	68	9	1					
410500 - Election Day Reporting	859	247	28.75		186	33	24	0					
410600 - Vote by Mail Reporting	1074	515	47.95		369	118	25	0					
410600 - Election Day Reporting	1074	233	21.69		171	39	19	0					
415000 - Vote by Mail Reporting	1114	319	28.64		251	53	15	1					
415000 - Election Day Reporting	1114	297	26.66		237	32	30	0					
415200 - Vote by Mail Reporting	753	281	34.66		208	37	11	1					
415200 - Election Day Reporting	753	208	27.62		157	34	14	0					
415300 - Vote by Mail Reporting	1240	478	38.55		360	85	25	0					
415300 - Election Day Reporting	1240	278	22.42		206	45	28	0					
415500 - Vote by Mail Reporting	985	291	29.54		223	53	8	0					
415500 - Election Day Reporting	985	278	28.22		197	43	30	0					
415600 - Vote by Mail Reporting	1025	367	35.80		279	71	14	0					
415600 - Election Day Reporting	1025	264	25.76		196	40	28	0					
415800 - Vote by Mail Reporting	916	270	29.48		208	46	10	1					
415800 - Election Day Reporting	916	276	30.13		214	40	20	1					
415900 - Vote by Mail Reporting	595	209	35.13		171	27	9	0					
415900 - Election Day Reporting	595	164	27.56		125	21	19	0					
9213000 - Vote by Mail Reporting	403	339	84.12		210	103	20	0					
9213000 - Election Day Reporting	403	5	1.24		3	1	1	0					
9215630 - Vote by Mail Reporting	256	130	50.78		112	9	6	0					
9215630 - Election Day Reporting	256	12	4.69		9	0	3	0					
9215810 - Vote by Mail Reporting	107	75	70.09		71	4	0	0					
9215810 - Election Day Reporting	107	6	5.61		4	0	2	0					
9223100 - Vote by Mail Reporting	302	259	85.76		204	45	8	0					
9223100 - Election Day Reporting	302	4	1.32		4	0	0	0					
9223110 - Vote by Mail Reporting	125	108	86.40		93	10	5	0					
9223110 - Election Day Reporting	125	2	1.60		1	0	1	0					

**ALAMEDA COUNTY Statement of Vote
GENERAL ELECTION**

NON-PARTISAN MEASURE G1 - OAKLAND USD													
	Registration	Ballots Cast	Turnout (%)		MEASURE G1 - OAKLAND USD								
					YES	NO	Under Vote	Over Vote					
9224300 - Vote by Mail Reporting	229	172	75.11		139	18	12	0					
9224300 - Election Day Reporting	229	12	5.24		9	1	2	0					
9224420 - Vote by Mail Reporting	62	42	67.74		32	10	0	0					
9224420 - Election Day Reporting	62	4	6.45		3	0	1	0					
9224440 - Vote by Mail Reporting	58	43	74.14		29	9	4	0					
9224440 - Election Day Reporting	58	3	5.17		0	0	3	0					
9224810 - Vote by Mail Reporting	278	219	78.78		162	42	15	0					
9224810 - Election Day Reporting	278	17	6.12		12	1	3	0					
9224910 - Vote by Mail Reporting	183	169	92.35		139	26	4	0					
9224910 - Election Day Reporting	183	3	1.64		3	0	0	0					
9225500 - Vote by Mail Reporting	139	118	84.89		100	9	6	0					
9225500 - Election Day Reporting	139	5	3.60		3	0	2	0					
9244910 - Vote by Mail Reporting	136	113	83.09		78	29	4	1					
9244910 - Election Day Reporting	136	5	3.68		3	0	2	0					
9323400 - Vote by Mail Reporting	0	0	0.00		0	0	0	0					
9323400 - Election Day Reporting	0	0	0.00		0	0	0	0					
9325000 - Vote by Mail Reporting	388	264	68.04		224	26	13	0					
9325000 - Election Day Reporting	388	14	3.61		9	3	1	0					
9333300 - Vote by Mail Reporting	107	68	63.55		57	9	2	0					
9333300 - Election Day Reporting	107	1	0.93		0	0	1	0					
9333420 - Vote by Mail Reporting	1	0	0.00		0	0	0	0					
9333420 - Election Day Reporting	1	0	0.00		0	0	0	0					
9333910 - Vote by Mail Reporting	171	121	70.76		99	15	4	0					
9333910 - Election Day Reporting	171	6	3.51		6	0	0	0					
9333920 - Vote by Mail Reporting	101	53	52.48		44	7	2	0					
9333920 - Election Day Reporting	101	5	4.95		1	0	4	0					
9333930 - Vote by Mail Reporting	421	257	61.05		184	38	25	0					
9333930 - Election Day Reporting	421	9	2.14		6	0	3	0					
9334510 - Vote by Mail Reporting	17	9	52.94		6	1	2	0					
9334510 - Election Day Reporting	17	4	23.53		1	0	3	0					
9335110 - Vote by Mail Reporting	273	135	49.45		116	15	4	0					
9335110 - Election Day Reporting	273	18	6.59		15	1	2	0					
9335800 - Vote by Mail Reporting	392	152	38.78		123	22	7	0					
9335800 - Election Day Reporting	392	20	5.10		11	4	4	0					
9335800 - Vote by Mail Reporting	267	174	65.17		140	24	7	0					
9335800 - Election Day Reporting	267	8	3.00		5	0	3	0					
9335910 - Vote by Mail Reporting	155	78	50.32		60	12	2	3					
9335910 - Election Day Reporting	155	10	6.45		4	1	5	0					
9336300 - Vote by Mail Reporting	43	37	86.05		31	6	0	0					
9336300 - Election Day Reporting	43	0	0.00		0	0	0	0					
9336810 - Vote by Mail Reporting	68	48	70.59		39	7	2	0					
9336810 - Election Day Reporting	68	1	1.47		1	0	0	0					
9344020 - Vote by Mail Reporting	140	86	61.43		66	15	3	0					
9344020 - Election Day Reporting	140	14	10.00		9	4	2	0					
9345710 - Vote by Mail Reporting	106	89	83.96		62	22	2	0					
9345710 - Election Day Reporting	106	0	0.00		0	0	0	0					
9347210 - Vote by Mail Reporting	197	105	53.30		83	19	3	0					
9347210 - Election Day Reporting	197	10	5.08		7	1	3	0					
9347220 - Vote by Mail Reporting	111	41	36.94		37	1	3	0					
9347220 - Election Day Reporting	111	8	7.21		5	1	2	0					
9355210 - Vote by Mail Reporting	287	162	56.45		122	30	6	0					
9355210 - Election Day Reporting	287	13	4.53		9	1	3	0					
9355220 - Vote by Mail Reporting	95	64	67.37		46	17	0	0					
9355220 - Election Day Reporting	95	5	5.26		3	1	1	0					
9360900 - Vote by Mail Reporting	27	9	33.33		9	0	0	0					
9360900 - Election Day Reporting	27	3	11.11		0	0	3	0					
9361100 - Vote by Mail Reporting	27	23	85.19		20	1	2	0					
9361100 - Election Day Reporting	27	0	0.00		0	0	0	0					
9361210 - Vote by Mail Reporting	0	0	0.00		0	0	0	0					

**ALAMEDA COUNTY Statement of Vote
GENERAL ELECTION**

NON-PARTISAN MEASURE G1 - OAKLAND USD													
	Registration	Ballots Cast	Turnout (%)	MEASURE G1 - OAKLAND USD YES	NO	Under Vote	Over Vote						
9361210 - Election Day Reporting	0	0	0.00	0	0	0	0						
9361400 - Vote by Mail Reporting	81	32	39.51	21	10	0	0						
9361400 - Election Day Reporting	81	8	9.88	6	1	1	0						
9362000 - Vote by Mail Reporting	420	212	50.48	146	52	11	0						
9362000 - Election Day Reporting	420	35	8.33	27	4	4	0						
9364210 - Vote by Mail Reporting	7	6	85.71	6	0	0	0						
9364210 - Election Day Reporting	7	0	0.00	0	0	0	0						
9364320 - Vote by Mail Reporting	11	10	90.91	4	5	0	0						
9364320 - Election Day Reporting	11	0	0.00	0	0	0	0						
9364330 - Vote by Mail Reporting	30	23	76.67	11	11	1	0						
9364330 - Election Day Reporting	30	0	0.00	0	0	0	0						
9373000 - Vote by Mail Reporting	0	0	0.00	0	0	0	0						
9373000 - Election Day Reporting	0	0	0.00	0	0	0	0						
9373020 - Vote by Mail Reporting	0	0	0.00	0	0	0	0						
9373020 - Election Day Reporting	0	0	0.00	0	0	0	0						
Vote by Mail Reporting Totals	247384	120884	48.86	91645	21508	6134	58						
Election Day Reporting Totals	247384	61426	24.83	47244	8494	5422	18						
District Totals - Absentee													
District Grand Totals													
13th Congressional District	247384	182310	73.70	138889	30002	11556	76						
9th State Senatorial District	247384	182310	73.70	138889	30002	11556	76						
15th Assembly District	65131	53709	82.46	40782	9035	3285	22						
18th Assembly District	182253	128601	70.56	98107	20967	8271	54						
2nd Dist, Board of Equalization	247384	182310	73.70	138889	30002	11556	76						
3rd Supervisorial District	56457	39638	70.21	30595	6052	2556	12						
4th Supervisorial District	82984	60355	72.73	43899	12316	3654	27						
5th Supervisorial District	107943	82317	76.26	64395	11634	5346	37						
ALAMEDA	247384	182310	73.70	138889	30002	11556	76						
City of Oakland	247384	182310	73.70	138889	30002	11556	76						
Grand Totals	247384	182310	73.70	138889	30002	11556	76						