



OAKLAND UNIFIED
SCHOOL DISTRICT

Community Schools, Thriving Students

A Presentation on Special Education Services and Strategic Planning

October 10, 2012

Presentation by:

**Karen Mates, Executive Director
Programs for Exceptional Children**

Agenda

Overview of Special Education

- What is Special Education
- OUSD student demographics
- Percentage of students by disability type
- Percentage of students receiving Special Education services by major service type
- Students in Non-Public Schools (NPS)
- 2010-11 Cohort Graduation Rate & Dropout Rate
- Improved performance on standardized testing
- Key data
- Current structural and process improvements

Goals Aligned to the Strategic Plan

- Student objectives
- Academic and service objectives
- System objectives

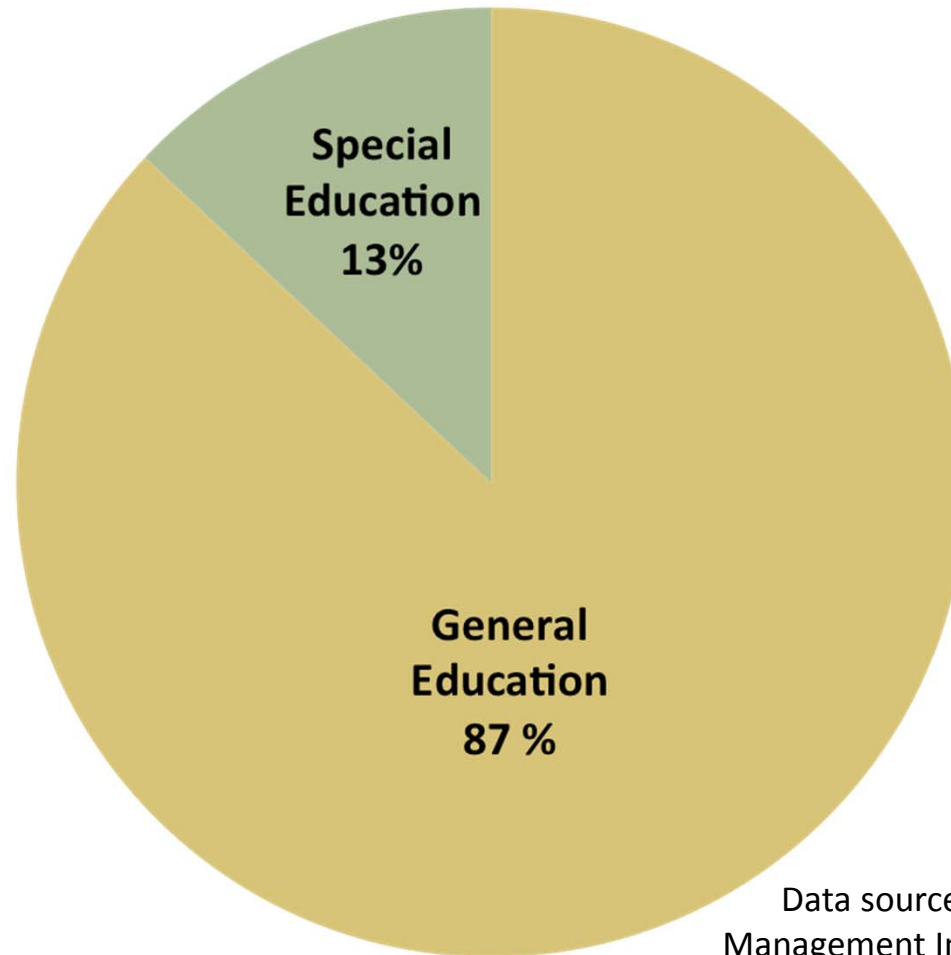
Planning Process

- Planning team
- Timeline

Overview of Special Education – What is Special Education?

Instruction that is specially designed to meet the unique needs of a child with a disability

Overview of Special Education – OUSD Student Demographics



Data source: California Special Education
Management Information System (CASEMIS)
Compiled by: OUSD Programs for Exceptional Children


Overview of Special Education – What is Special Education?

There are 13 eligibility categories

- Autism
- Deaf / Blind
- Deafness
- Emotional Disturbance
- Hearing Impairment
- Mental Retardation changed to “Intellectual Disabilities”
- Multiple Disabilities
- Orthopedic Impairment
- Other Health Impairment
- Specific Learning Disability
- Speech or Language Impairment
- Traumatic Brain Injury
- Visual Impairment including blindness

Overview of Special Education – Percentage of students by disability type

Students with Disabilities enrollment by disability type as of May 2012*



Specific Learning Disability – 41%
Speech Impairment – 23%
Mental Disability – 10%
Autism – 9%
Emotional Disturbance – 6%
Other – 11%

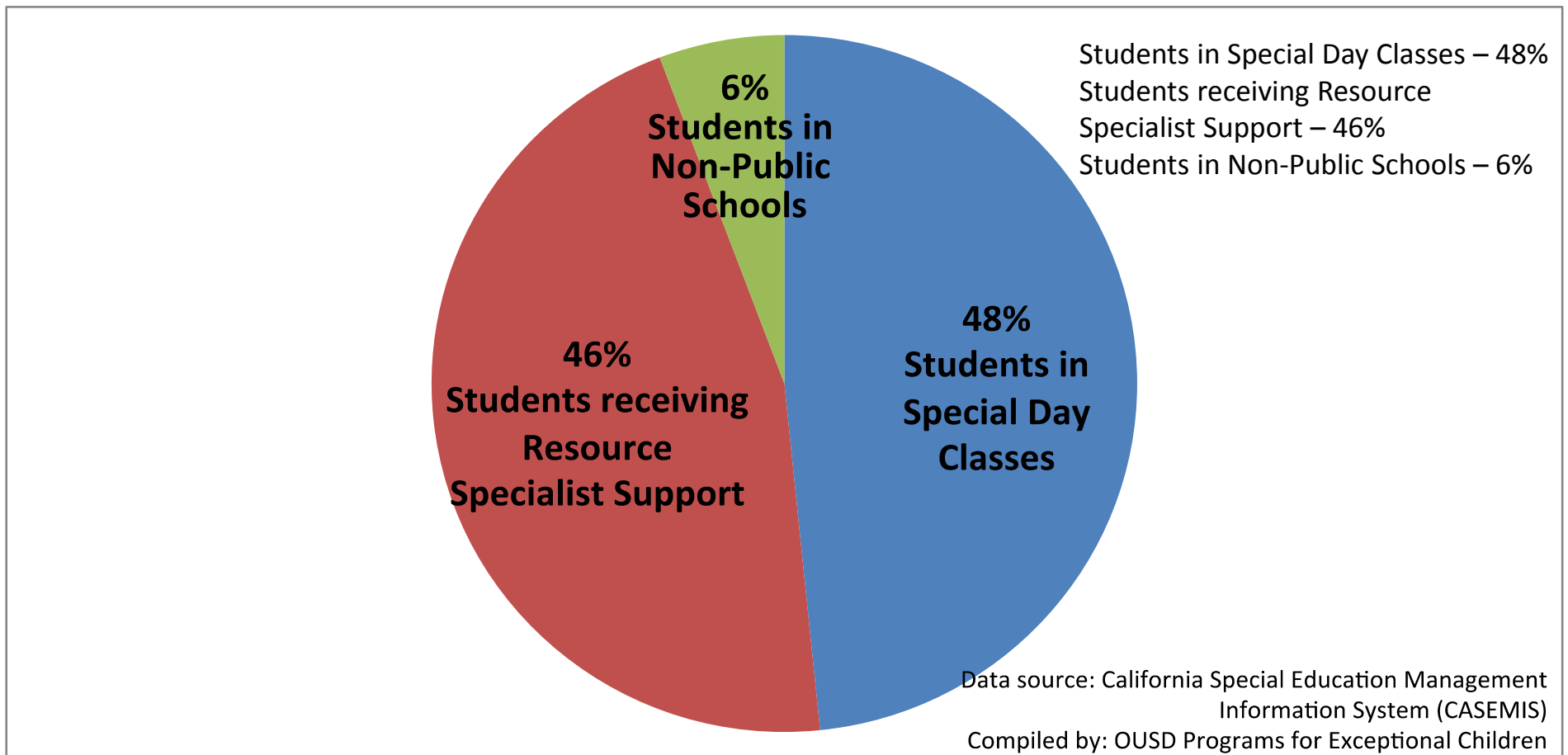
*Grades K-12 enrollment & OUSD K-12 schools only.

This pie chart represents the five largest categories of disability for OUSD students.

- Autism affects 9% of all students with disabilities, and is the fastest growing group.
- “Other” (including the remaining 8 disability categories combined) makes up 11% of all Students with Disabilities

Data source: Aeries student information system
Compiled by: OUSD Research, Assessment & Data

Overview of Special Education – Percentage of Students Receiving Special Education Services by Major Service Type



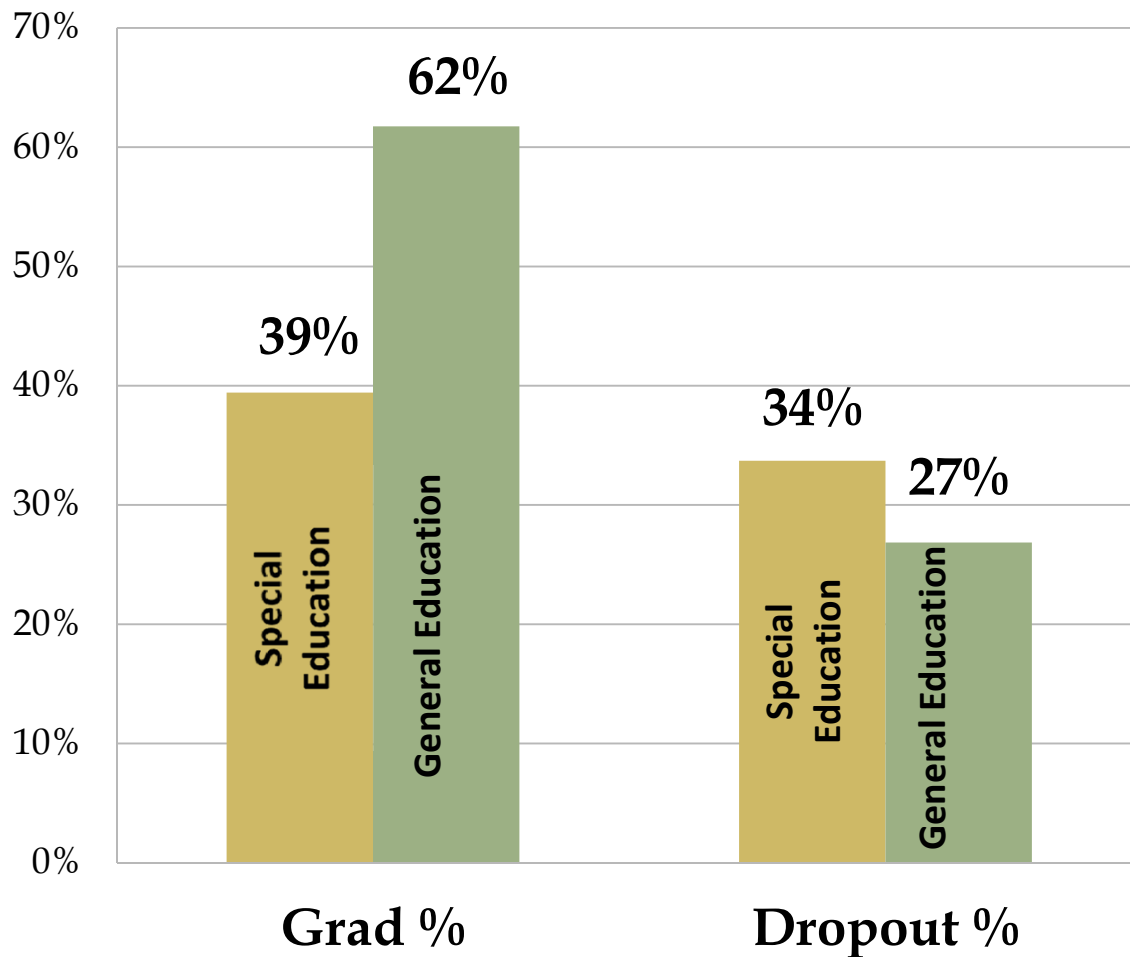
Overview of Special Education – Students in Non-Public Schools (NPS)

Approximately 250 Students in Non-Public Schools

- 157 African-American
- 48 Latino
- 41 White
- 4 Asian & Pacific Islander

We need to bring our students back to OUSD!

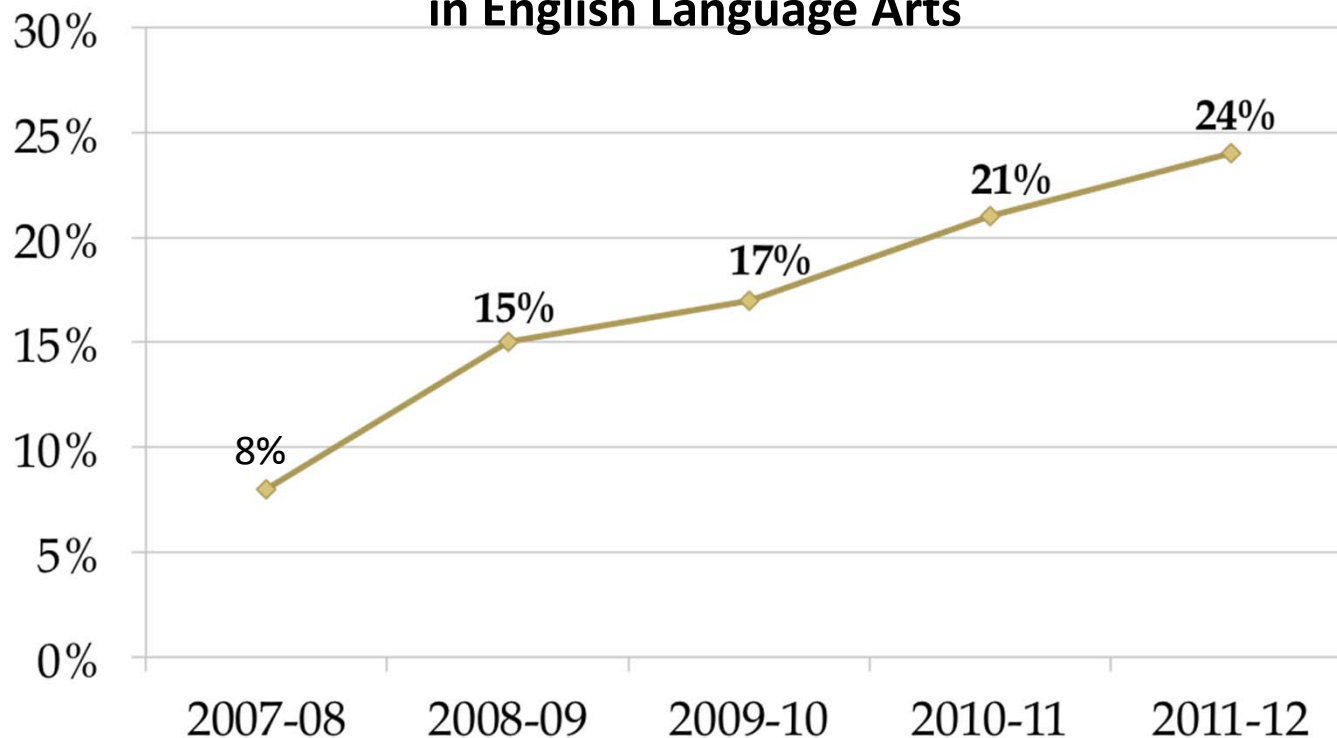
Overview of Special Education – 2010-11 Cohort Graduation Rate & Dropout Rate



Data source: California Department of Education
Compiled by: OUSD Research, Assessment & Data

Overview of Special Education – Improved Performance on Standardized Testing

Increase in percentage of Proficient/Advanced Students with Disabilities on the California Standards Test (CST)/California Modified Assessment (CMA) in English Language Arts



Data source: California Department of Education
Compiled by: OUSD Research, Assessment & Data

Overview of Special Education –

Key Data: Students Receiving Special Education

African American Males

16% of overall OUSD K-12 population (2011-12)

32% of students identified with disabilities

Latino Males

20% of overall OUSD K-12 population (2011-12)

23% of students identified with disabilities

Asian Males

8% of overall OUSD K-12 population (2011-12)

7% of students identified with disabilities

White Males

5% of overall OUSD K-12 population (2011-12)

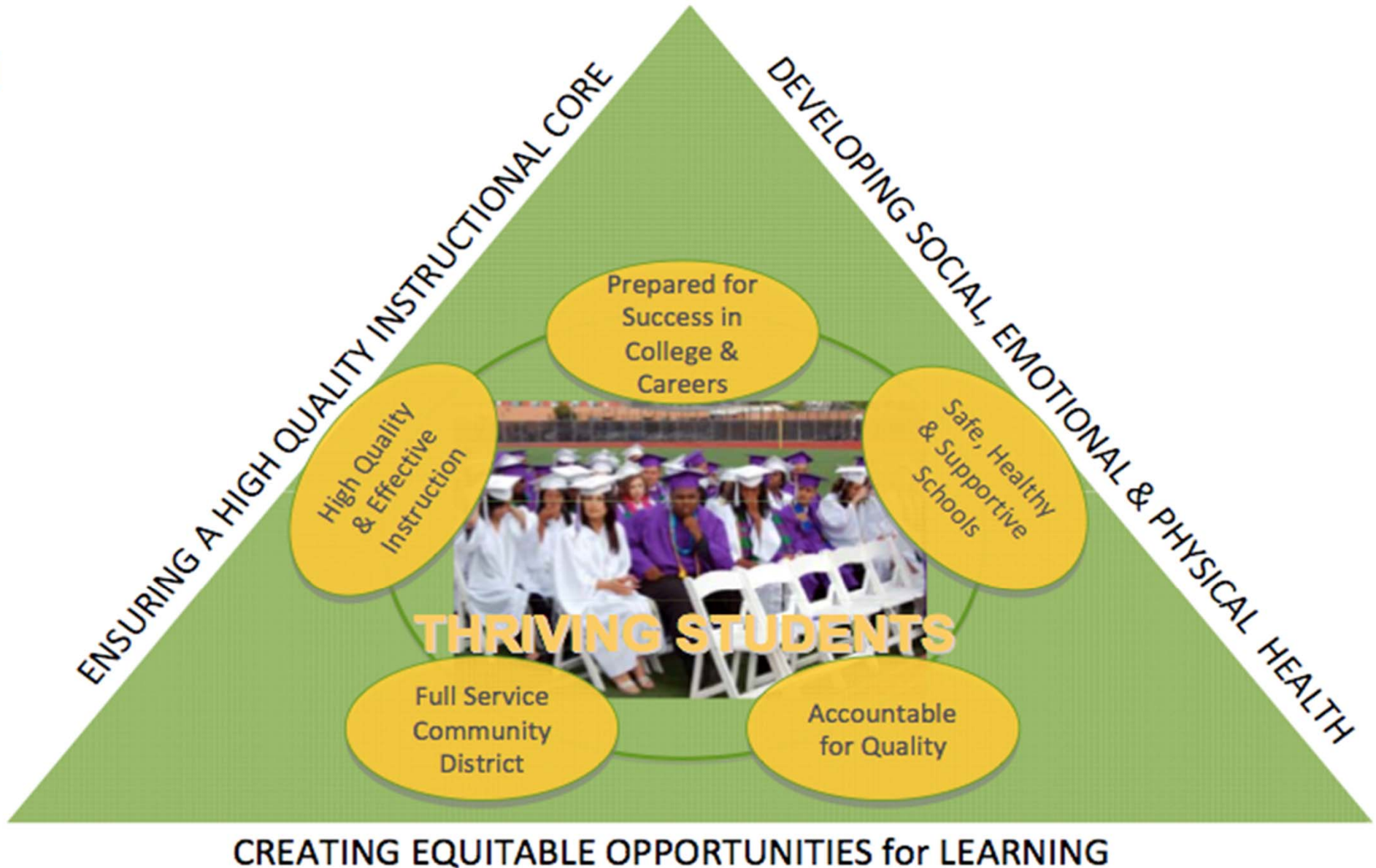
2% of students identified with disabilities

Data source for OUSD K-12 enrollment: California Department of Education
Data source for students identified with disabilities: OUSD Programs for Exceptional Children

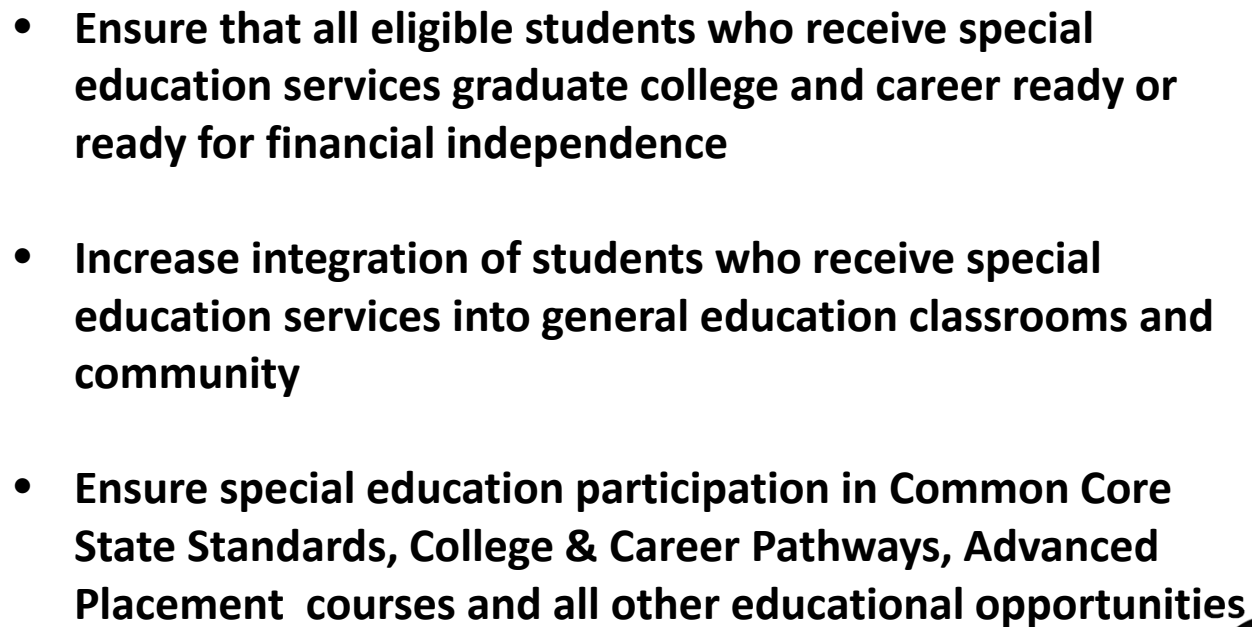
Overview of Special Education – Current Structural and Process Improvements

- **Assessment Planning Team**
 - Enables school site teams to consider general education options and to look closely at the profile of each student before testing for special education eligibility
- **Child Find Brochure**
 - Enables compliance with law and provides information to anyone who believes a child may qualify for special education services
- **Independent Educational Evaluation Policy**
 - Updated old policy to align with current law and built in cost-containment measures
- **Alternative Dispute Resolution Program**
 - Allows parties to use a non-adversarial free service to resolve issues and complaints before filing for due process
- **Improved Personnel Management for Special Education**
 - Enable sites to have more control and ownership of their program

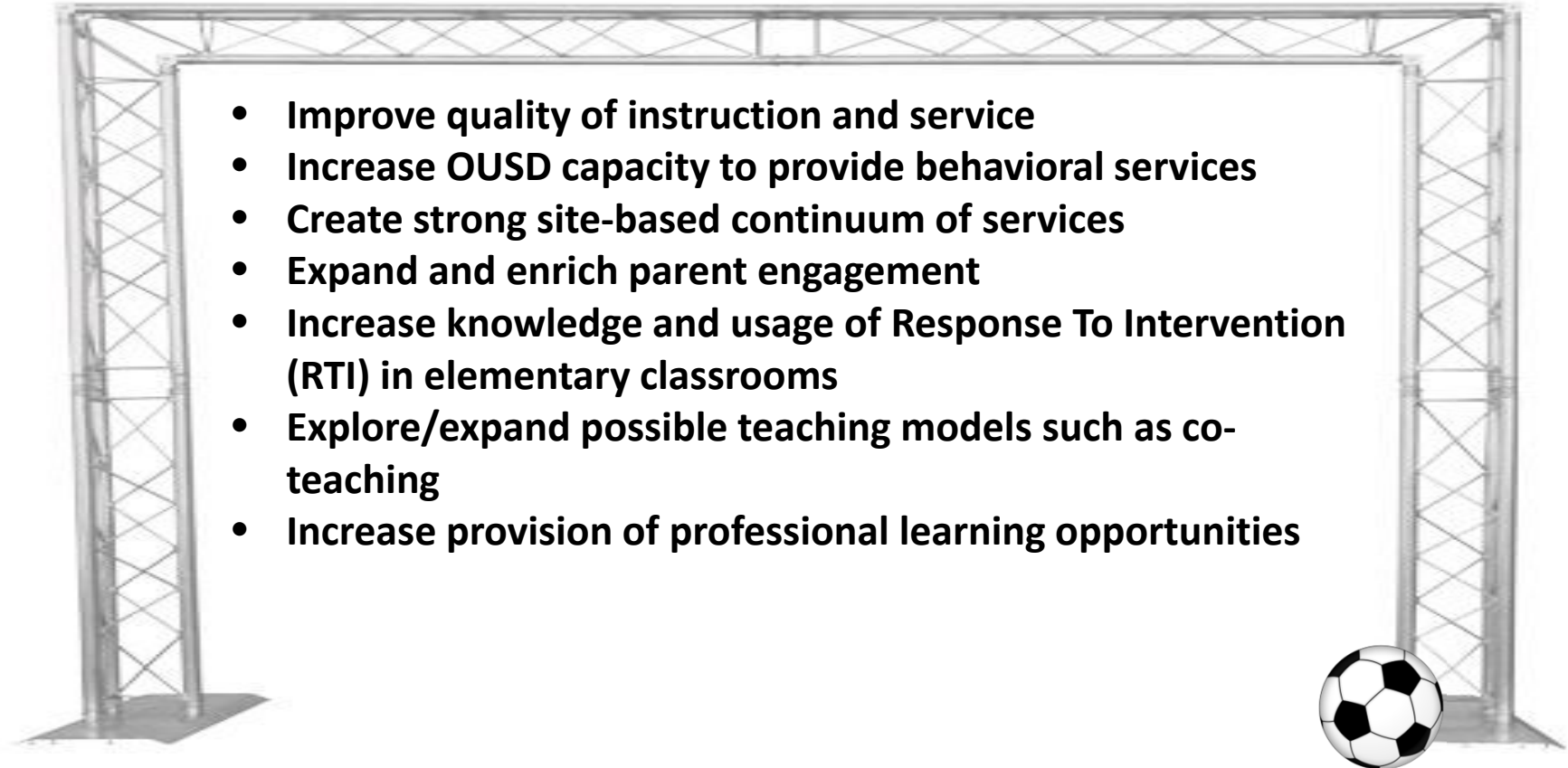
The OUSD Community Schools, Thriving Students Model



Goals – Student Objectives

- 
- **Ensure that all eligible students who receive special education services graduate college and career ready or ready for financial independence**
 - **Increase integration of students who receive special education services into general education classrooms and community**
 - **Ensure special education participation in Common Core State Standards, College & Career Pathways, Advanced Placement courses and all other educational opportunities**

Goals – Academic and Service Objectives

- 
- **Improve quality of instruction and service**
 - **Increase OUSD capacity to provide behavioral services**
 - **Create strong site-based continuum of services**
 - **Expand and enrich parent engagement**
 - **Increase knowledge and usage of Response To Intervention (RTI) in elementary classrooms**
 - **Explore/expand possible teaching models such as co-teaching**
 - **Increase provision of professional learning opportunities**


Goals – System Objectives

- **Reduce Legal/Compliance cost**
- **Bring back students from non-public schools**
- **Improve data systems**
- **Use cycle of inquiry to explore data systems and inform plan**
- **Become more fiscally sound and academically proficient**

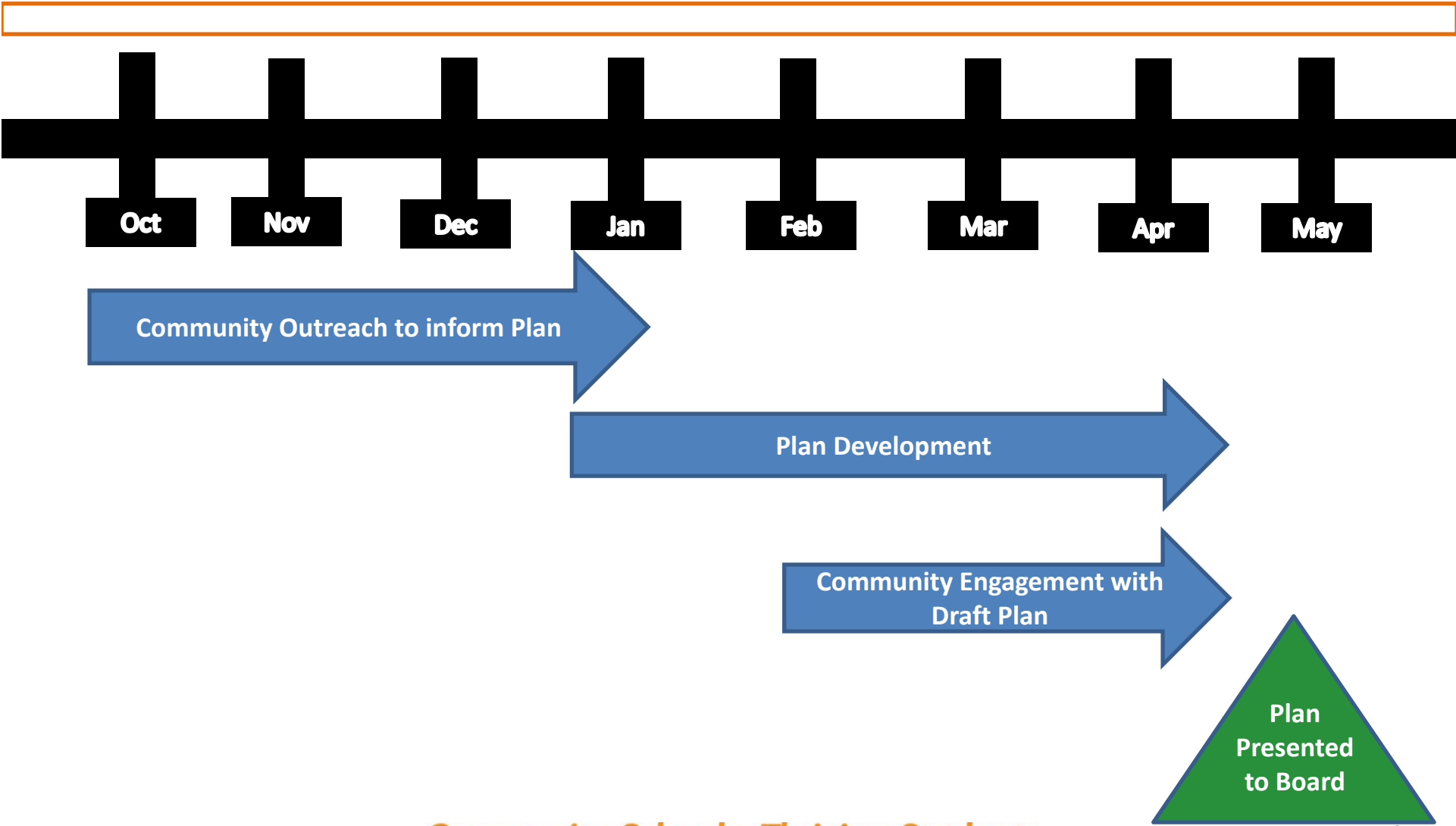


Planning Process – Planning Team

- **Community Advisory Committee (CAC)**
- **Community Members**
- **Educators**
- **Parents**
- **Researchers/Other Educators**
- **Students**
- **Union Partners**



Planning Process – Timeline



**A small body of determined
spirits fired by an unquenchable
faith in their mission can alter the
course of history.**

–Gandhi