



OAKLAND UNIFIED
SCHOOL DISTRICT

Community Schools, Thriving Students

SPSA Data Set

DEWEY ACADEMY 2017-2018



www.ousd.org



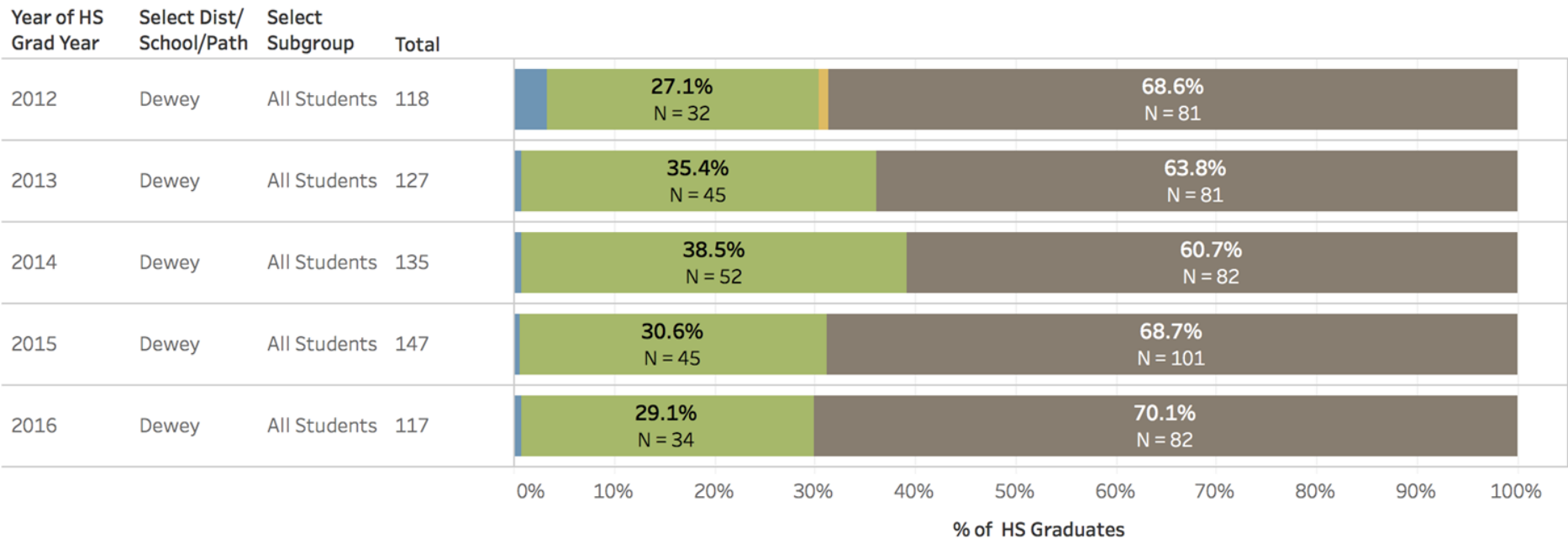
@OUSDnews

2017-2018 Goals Progress

| FOCAL AREA | Long-Term Goal for 2020 | |
|---------------------------------|--|---|
| Graduate Outcomes | Increase by 5% the number of Dewey students graduating each school year | Dewey's goal is to graduate between 40 to 50 students in December and 90 to 100 students in June each school year. |
| Post-Secondary Readiness | Increase the amount of students that graduate with dual enrollment credit and work based learning experience by 4-6%, each year. | Dual Enrollment opportunities are on-track or ahead of projections as we have added a Counseling 201 course each hexmester. We are offering additional DE Courses during Expanded Learning that align with our pathway. Also, Concurrent Enrollment opportunities. Due to WBL going out on Maternity Leave, we are not meeting our goals currently to increase WBL experiences (jobs, internships, etc) |
| Climate and Culture | Increase the attendance rate by 5% | Implement |
| Rigorous Academics | Increase by 5% the amount of students who have demonstrated growth on the SRI; Increase the amount of time students interact with text and writing. | |
| Pathway Development | By June 8, 2018 the Health, Fitness, and Trade Pathway is clear to students, teachers, staff, families, and community members. Additionally, 75 percent of all students participate in a pathway experience: project, internship, mentorship, job shadow, dual enrollment course, etc. | |

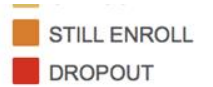
College Enrollment

HS Graduates Enrolling in College Within 1 Year of HS Graduation

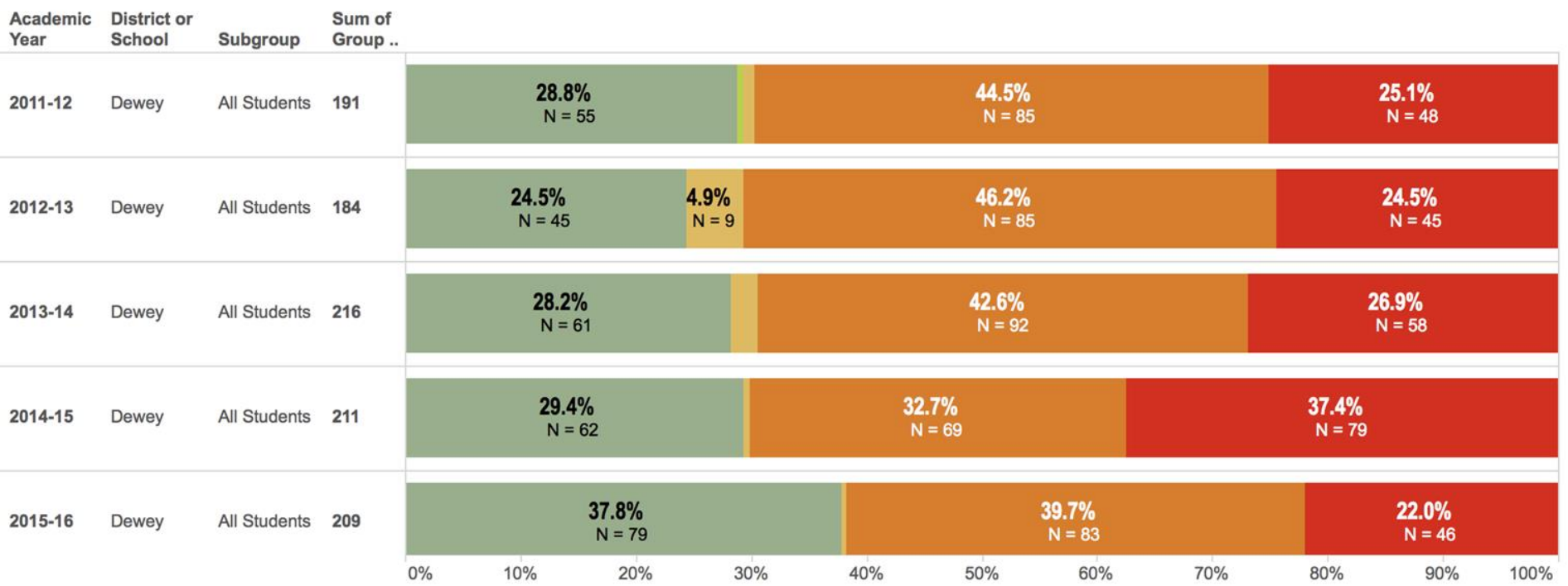


Graduation Rate

Cohort Graduation & Dropout



Select Year: (All) ▾
 View by District/School: School ▾
 Select School: Dewey ▾
 View by Group: All Students ▾
 Select Group(s): All Students ▾



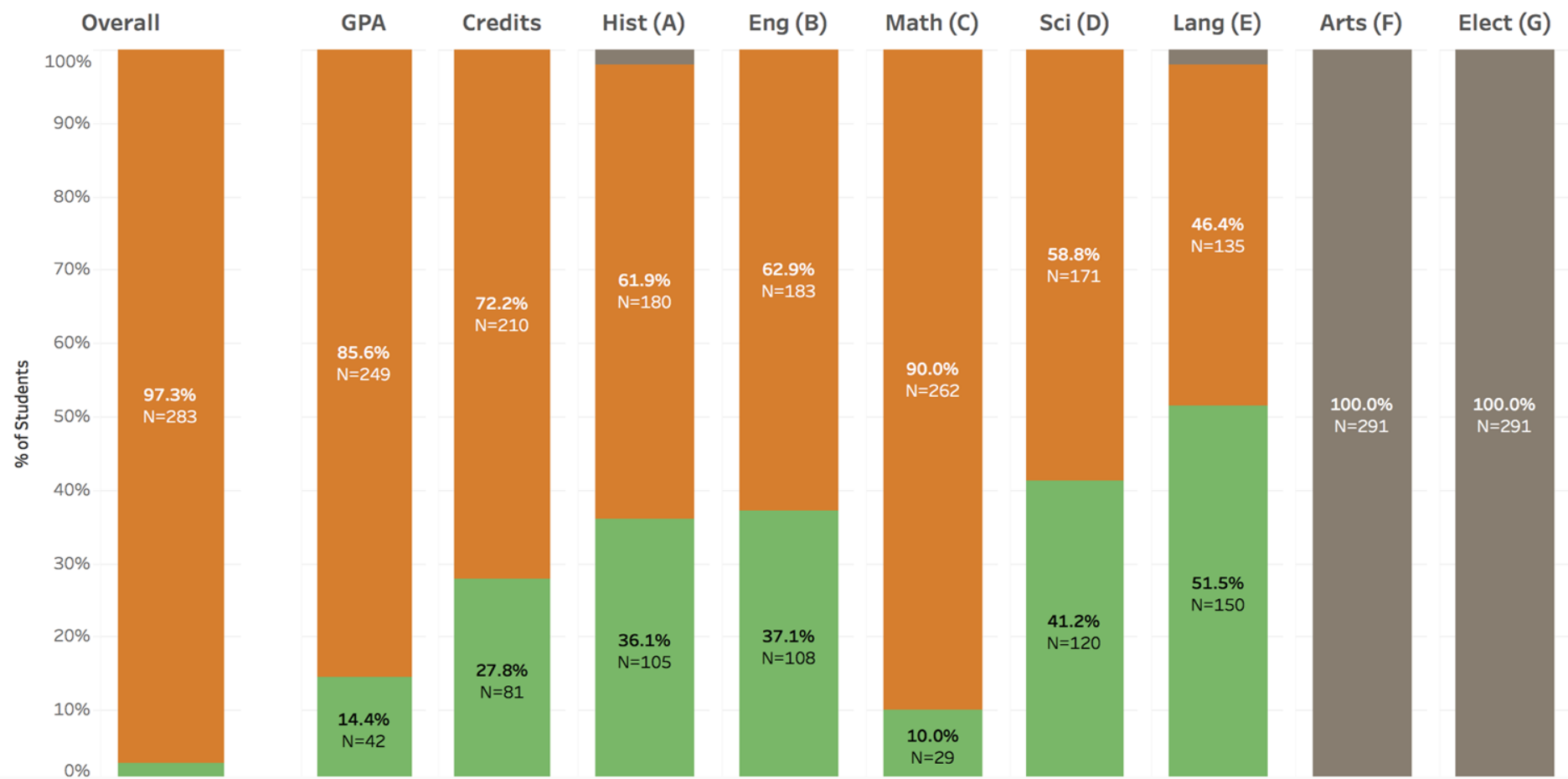
On Track to Graduate

Academic Year: |
 Select School: |
 Grade: |
 Pathway: |
 Ethnicity: |
 Gender:

Home Language: |
 English Fluency: |
 Fluency Subgroup: |
 Special Ed Status: |
 Free/Reduced Lunch: |
 Foster Status:

Status

- Off-Track
- On-Track
- N/A



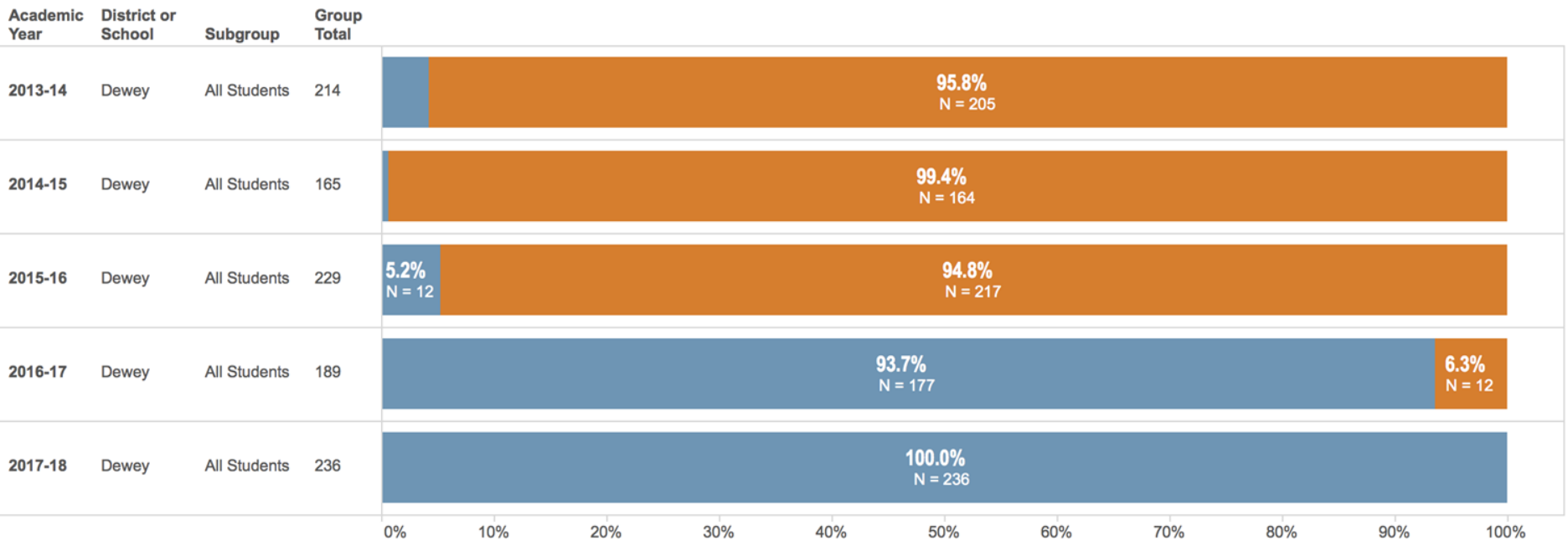
Pathway Enrollment

Pathway/SLC Enrollment

Select Academic Year: (Multiple values) ▾
 Select Grade Level: (Multiple val... ▾
 View by District/School: School ▾
 Select District/School: Dewey ▾
 View by Subgroup: All Students ▾
 Select Subgroup: All Students ▾

■ Pathway
■ Non-Pathway

Percent and Number of Students Enrolled in a Pathway - Grade(s) 10, 11, 12



Guiding Questions

- How do you need to grow?
- What practices will get you there?

Progress
To
Goals

**2017-2018
Literacy Data**

SRI




ASSESSMENTS

State and district assessment dashboards including math benchmarks, the Scholastic Reading Inventory (SRI), the Smarter Balanced Assessment Consortium (SBAC) and more.

CAASPP Science
Early Literacy Overview
F&P, DRA, EDL
Math Cumulative End-of-Unit
Math Inventory (SMI) Performance
Math Performance Task

Physical Fitness Test (PFT)
Reading Inventory (SRI) Performance
Science Instructional Reflection and Assessment (SIRA)
Smarter Balanced Assessment Consortium (SBAC)
SBAC, CAA, and CAST Completion Rates
SBAC Distance from Meeting Standard (DF3)



SBAC - ELA



ASSESSMENTS

State and district assessment dashboards including math benchmarks, the Scholastic Reading Inventory (SRI), the Smarter Balanced Assessment Consortium (SBAC) and more.

CAASPP Science

Early Literacy Overview

F&P, DRA, EDL

Math Cumulative End-of-Unit

Math Inventory (SMI) Performance

Math Performance Task

Physical Fitness Test (PFT)


Reading Inventory (SRI) Performance

Science Instructional Reflection and Assessment (SIRA)

Smarter Balanced Assessment Consortium (SBAC)

SBAC, CAA, and CAST Completion Rates

SBAC Distance from Meeting Standard (DF3)



Reflection & Engagement Process

- What are your current literacy strategies?
 - What's working? Why?
 - What's not working? Why not? What barriers are getting in the way?
- What is this data telling you about how your school needs to grow in literacy? What practices are going to get you there?

Create Literacy Goals for SPSA

- Brainstorm possible literacy goal(s) based on the analysis you just conducted

| Literacy Goal 2018-2019 | Related Indicator | Target Student Group(s) | 2017-2018 Baseline | 2018-2019 Target | Related WASC Goal |
|----------------------------|----------------------|----------------------------|-----------------------|---------------------|----------------------|
| | | | | | |

- What stakeholders need to be involved in the development of your literacy goal, strategies, and strategic actions for 2018-2019? What's your engagement plan for these people?

EVERY STUDENT THRIVES!



**OAKLAND UNIFIED
SCHOOL DISTRICT**

Community Schools, Thriving Students

1000 Broadway, Suite 680, Oakland, CA 94607

www.ousd.org



[@OUSDnews](https://twitter.com/OUSDnews)

Contact us for additional information [optional contact area]
Phone: 510.555.5555 | Email: info@ousd.org