



**OAKLAND UNIFIED
SCHOOL DISTRICT**
Community Schools, Thriving Students

DRAFT 4.30.15

www.ousd.k12.us/facilities

Produced January 2015



Castlemont High School California Solar Initiative Project

Measure B & J Independent Citizens' Bond Oversight Committee

Annual Report 2013-2014

About Measure B & J

BOND BACKGROUND

In June 2006, Oakland voters passed **Measure B**, a \$435 million School Facilities Improvement Bond which provided funding for educational facilities such as science labs, computer labs, art and music rooms. The Bond also provided funding for construction, renovation repair of classrooms, multi-purpose rooms, playgrounds, gymnasiums, Pre-School/Early Childhood Development Centers and student health centers.

In June 2012, Oakland voters passed **Measure J**, a \$475 million School Facilities Improvement Bond, for Oakland Unified School District to enhance the educational environment for the students and communities of Oakland.

The bond provided funding to improve the quality of Oakland Schools and school facilities to better prepare students for college and jobs, to upgrade science labs, classrooms, computers and technology, improve student safety and security, repair bathrooms, electrical systems, plumbing and sewer lines, improve energy and efficiency and earthquake safety.

This annual report summarizes and highlights the work of the Independent Citizens' Bond Oversight Committee (CBOC) and reviews the expenditures in the Measure B and Measure J School Facilities Improvement Bond for the

BOND PROJECTS

The legal guidelines for spending Measure J funds require that the district restrict expenditures to those projects described in the Bond project list. Since the passage of Measure J, the Board of Education has approved projects with a total value of \$429 million.

This report also covers projects that are currently being funded through the remaining funds in Measure B.

PROJECT DISTRIBUTION ACROSS THE DISTRICT—FISCAL YEAR 2013-2014



Measure B & J Dollars at Work

2014 LOCAL BUSINESS UTILIZATION HIGHLIGHTS

In January 2014, the Board of Education amended the Local Business Program (circa 2008) to increase the Local Business Utilization (LBU) requirement for the District's Capital Program from 20% to 50% on each contract. The Board amendment to the Local Program further increased the amount of Oakland voter-approved bond funds spent with Oakland businesses. By the end of December 2014, the District reached a milestone with an overall Local Business Utilization of 50% of the Capital Program of \$289 million spent.

Facilities larger construction projects were awarded using the Lease-Leaseback delivery method, in which the School District leases a project site to a contractor/developer until construction is complete. This method allows the District to meet its local business goals as well as allows the Contractor and the Architect to collaborate during the design process.

The following are several Lease-Leaseback projects that far exceeded the LBU 50%:

<i>LLB Project Name</i>	Havenscourt MS	La Escuelita Phase 2	Lowell MS
<i>Project Total</i>	\$13M	\$35M	\$13.7M
<i>LBU (in \$)</i>	\$9.1M	\$22.5M	\$10M
<i>LBU (in %)</i>	70.8%	64%	74%

Local Business Utilization (LBU)
Lease-Leaseback (LLB)

DISTRICT VISION, PRIORITIES, & GOAL

The Vision

OUSD's vision is to support academic achievements and re-establish schools as centers of the community by transforming OUSD into a full-service community school district. In this model, high quality instruction, health and physical education, nutrition, medical, dental, recreation, housing, employment, and language instruction are all provided at the school, which becomes the hub of community activity. The emphasis is on educating and caring for the whole child. Social and human services are not seen as extras or add-ons in these schools. Instead, collaboration centered on the well-being of children and families drive all programs at these schools.

The Priorities

OUSD's priorities are:

- Safe healthy, and supportive schools
- High quality, effective instruction
- College and career readiness

LEVERAGING MEASURE B & J FUNDS

OUSD continues to use available opportunities to leverage the \$435 million Measure B Bond. For instance, the District, in conjunction with the local community, obtained Urban Forestry and Air Resource Quality grants from the State and Youth / Family Center grants from the City. In addition to State and Local grant funding, the District has taken advantage of subsidized interest rates offered by the Federal government through financial instruments such as Quality School Construction Bonds (QSCB) and Clean & Renewable Energy Bonds (CREB). To date, the District has applied for approximately \$105,309,688, and has received \$76,495,167, in grants and matching funds. The District continues to aggressively explore new opportunities to leverage Measure J funds.

SUSTAINABILITY AND CHPS

The District's robust green building sustainability initiative requires that all design and construction projects meet its High Performance Schools Guidelines. There is a focus on maximizing natural daylight, conserving energy, conserving water, resource efficiency, and superior indoor environmental quality among other sustainable attributes. The Bond Program utilizes the latest CHPS (Collaborative for High Performance Schools) Criteria (currently CA-CHPS v.2009) in all elements of design and construction of Modernization and New Building projects. The La Escuelita Education Center, Phase One earned CHPS Leader Verified status, making it one of the highest ranked CHPS projects in the State. Moreover, the La Escuelita Education Center was designed to be the District's first zero net energy (ZNE) school campus, with a combined Phase 1 and 2 solar photovoltaic system of approximately 600 kW.

Other ongoing OUSD High Performance CHPS projects are at: Montclair Elementary, Havenscourt Middle School, Washington (Sankofa Academy) Elementary, and La Escuelita Education Center Phase 2.

The Goal

OUSD's goal is to build a Full-Service Community School District that cares for the whole child, eliminates inequity, and provides all students with excellent teachers every day.

Building a Better Community

COMPLETED PROJECTS HIGHLIGHTS

ROOFING PROJECT (Funded by Measure J)

The roofing projects completed this past summer included roof repairs at Rudsdale, Thornhill and Melrose Elementary. Work included removal of existing gutters, downspouts through-out, including replacing the duct-work for the existing HVAC systems and related electrical conduits on the new roofs.

ELMHURST PAVING (Funded by Measure J)

The Elmhurst Paving project included replacement of existing asphalt and underground utilities at parking lots and playgrounds and new striping for parking lots, playgrounds and the basketball court.

SECURITY CAMERAS (Grant Funded)

In 2008 the Department of Justice approved a grant for the Oakland Unified School District to upgrade the camera surveillance systems on 21 specifically identified campuses. The purpose of the grant was to establish a comprehensive, state of the art system that could address all needs of the school community and be an updatable standard to implement across all schools throughout the District. Campus installations occurred at the following sites:

High Schools

Castlemont High School
Fremont High School
Life Academy/Calvin Simmons
McClymonds
Oakland High School
Oakland International High School @ Carter
Oakland Technical High School
Ralph Bunche High School
Skyline High School

Middle Schools


Alliance/Elmhurst Academy
Bret Harte Middle School
Claremont Middle School
Frick Middle School
Roosevelt Middle School
Roots/Havenscourt Middle School
Urban Promise Academy
West Oakland Middle School at Lowell
Westlake Middle School

Elementary Schools

East Oakland Pride Elementary School @ Webster
Futures/Community United Elementary School @ Lockwood

Alternative Education

Community Day School



Thornhill ES Roofing Replacement Project



Elmhurst MS Paving Project

Building a Better Community

COMPLETED PROJECTS HIGHLIGHTS

CALIFORNIA SOLAR INITIATIVE (CSI) PROJECTS (Funding by Measure J)

The California Solar Initiative project is a solar rebate program through Pacific Gas and Electric Company. The project includes the installation of photo-voltaic panels at 17 different school sites, spread across the school district. Several sites have received new roofing, while others have received parking shade structures to house the solar panels. Construction of 16 out of 17 individual sites is complete. The 17 sites include:

- ♦ Bret Harte MS
- ♦ Oakland International HS @ Carter
- ♦ Castlemont HS
- ♦ Edna Brewer MS
- ♦ Havenscourt MS
- ♦ King Estates MS
- ♦ Lowell MS @ West Oakland
- ♦ Madison MS
- ♦ McClymonds HS
- ♦ Montera MS
- ♦ Oakland HS
- ♦ Oakland Tech HS
- ♦ Roosevelt MS
- ♦ Sankofa/Washington ES School
- ♦ Skyline HS
- ♦ Westlake HS
- ♦ Joaquin Miller ES



Oakland High School CSI Project



Havenscourt Middle School CSI Project

Building a Better Community

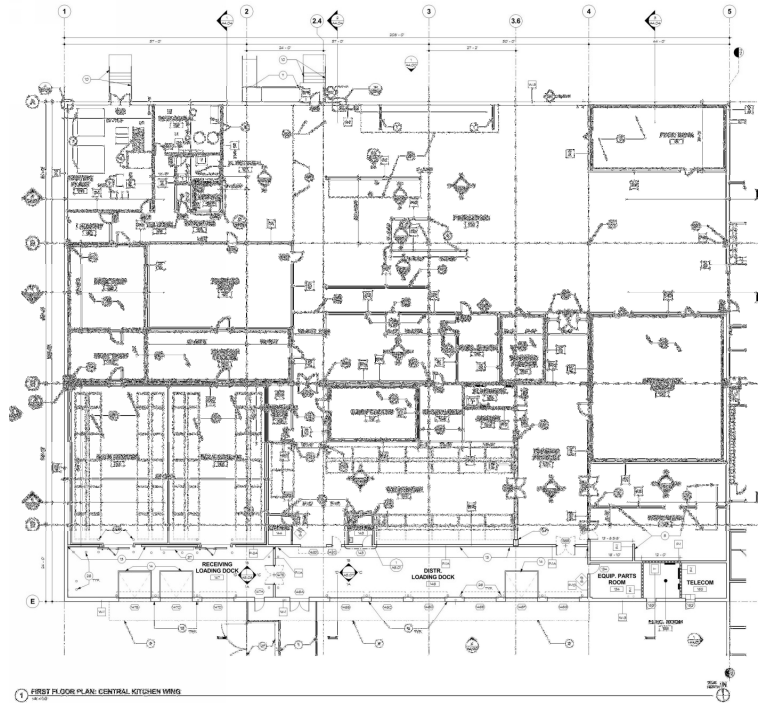
UPCOMING PROJECTS IN DESIGN

Central Commissary at Foster (Funded by Measure J)

The Central Commissary project will be a state-of-the-art green facility and a model for the nation that brings innovation of integrating school food and education. The project includes a Central Commissary (40,000 sf), an Administration Building (10,000 sf) and an Education Center (5,000 sf) that features an urban farm, including an outdoor dining and kitchen area that will accommodate 120 persons. The Education Center will be used for a variety of programs: career pathways (linked learning), professional development and community education.

The Central Commissary will serve as the new district-wide school food system network that connects nutrition, education and community programs at OUSD's finishing kitchens. The Central Commissary will prepare student meals for delivery to 80 plus schools throughout the District. Features include food storage, food freezers and coolers, areas for food preparation, bakery, production office, warehouse, janitorial and laundry.

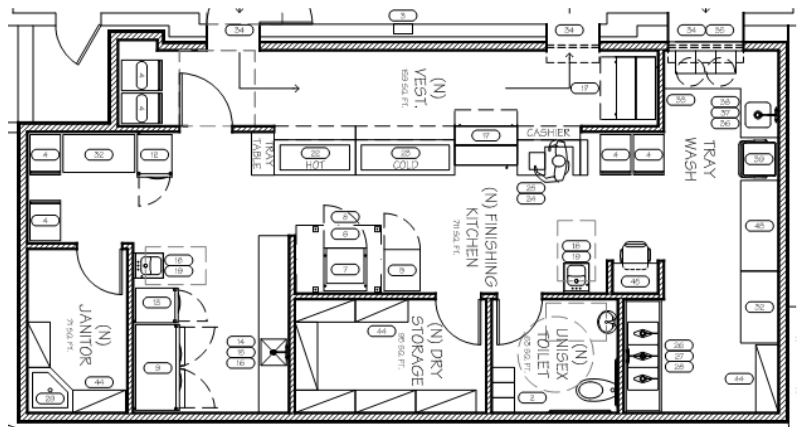
Work on this project is currently slated to begin in summer of 2015.



Foster Central Commissary Kitchen Floor Plan

Finishing Kitchens (Funded by Measure J)

As part of the Foster Central Commissary model the finishing kitchens are designed to prepare meals from bulk ingredients delivered by the new Central Commissary. Currently each existing kitchen serves pre-packaged hot food delivered to the school. This new design will allow students the opportunity to have fresh prepared meals onsite. Each finishing kitchen at each site includes a fully equipped kitchen addition (970 SF) containing a servicing line, cooking oven, dry goods storage, tray wash area, food preparation area, staff restroom and custodial closet. Hot food will be prepared and served in the new kitchen and includes a full-service salad bar, fresh fruit, milk coolers and a hydration station.



Finishing Kitchen Floor Plan

Building a Better Community

UPCOMING PROJECTS IN DESIGN

Glenview Elementary New Construction Project (Funded by Measure J)

The Glenview Elementary School New Construction project scope replaces the existing structures with a new 52,000 SF two-story building with a partial basement. The existing two story facade section and porch feature will be retained and will be incorporated into the new building structure and related site work improvements. The new building will include a lobby, administrative and student support offices and meeting rooms, a library and a multi-use room with a stage, kitchen and storage. The new building will be designed to be grid neutral incorporating rooftop PV panels.



Existing Glenview Elementary Front Entrance Façade to be Retained

Whittier Elementary Expansion Project (Funded by Measure J)

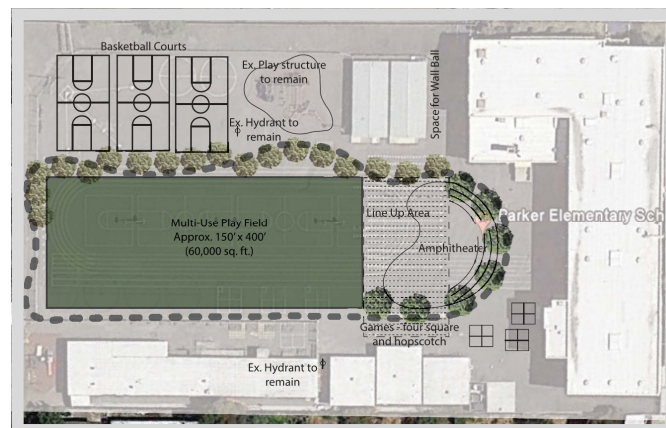
The expansion project at Whittier includes construction of a new two-story addition, a multipurpose building, a flex classroom building and four new modular kindergarten rooms. The existing three level classroom building will receive seismic improvements and upgrades to the heating system, plumbing, lighting and interior finishes.



Whittier ES Expansion Project Rendering

Athletic Field Turf Projects (Funded by Measure J)

Currently both Parker Elementary and Oakland International High School at Carter are planned for new athletic field turfs. Oakland International will begin this summer 2015 and Parker is slated for next summer 2016. Scope of work includes an amphitheater outdoor assembly area; A/C walking path; multi-use synthetic turf playfield; relocation of basketball courts with new striping; existing play structure to remain.



Parker Elementary Athletic Field Turf

Community Engagement

The Board adopted a Community Engagement Policy (BP7155) on May 28, 2014 that ensures that each school community has the opportunity to be involved in major facilities projects from design through construction.

The policy requires that at least four well-noticed public meetings are held during the design and construction process and that two of the four are during the design stage. The purpose of the policy helps communities engage in design meetings through site based and project based committees, which are comprised of:

- ◆ School Principal
- ◆ Teacher from the school
- ◆ Facilities Department Representative
- ◆ Parent-Teacher Association/School Site Council representative or similar
- ◆ Student Representative
- ◆ Parent or guardian at large
- ◆ Neighborhood group representative or representatives of all groups with identifiable vested interests

COMMUNITY ENGAGEMENT PHOTO

HERE

COMMUNITY ENGAGEMENT PHOTO

HERE

CBOC Roles & Activities

PURPOSE AND DUTIES OF THE CBOC

As required by Education Code Section 15278, the District appointed a Committee of local residents, whose main charge is to inform the public about how the Bond money is being spent. The Committee actively reviews and reports on the expenditure of taxpayer's money for school construction to ensure that bond funds are spent in accordance with the provisions of the bond. The Committee is comprised of up to 9 appointees, including a Chairperson, Vice Chairperson and Secretary.

Committee Members for the 2013-2014 Fiscal Year

Chair	Renee Swayne
Vice Chair	Andrea Dawson
Secretary	Lisa Young
Member	Patricia Williams
Member	Patricia Centeno
Member	Jean Moore
Member	Christopher Vernon
Member	George Holland
Member	Cesar Escalant

"I can't think of anything more important to a high functioning democracy than an excellent public education system. As a community we need to come together to make this a reality here in Oakland and that also means coming together to ensure our school facilities support the kind of learning that a 21st century democracy requires. "

- Lisa Young, CBOC Secretary

CBOC ACTIVITIES

The Committee convened and participated in a number of key activities such as preparing the Annual Report, reviewing program expenditures, and visiting project sites to observe construction progress.

Following is a list of Project Site Visits for 2013-2014 Fiscal Year:

August 2, 2013

Arroyo Viejo Child Development Center
California Solar Initiative Projects

September 6, 2013

Montclair ES New Classroom Building
La Escuelita Education Center

October 4, 2013

Sankofa at Washington ES Expansion Project
Havenscourt MS New Classroom Building

November 1, 2013

Greenleaf at Whittier ES Expansion Project
Madison MS Expansion Project

February 7, 2014

Roosevelt MS California Solar Initiative (CSI)
Glenview ES Portable Replacement

"Every Oakland student deserves a well-planned, safe, and up-to-date learning environment, but the state does not provide the District enough money to fulfill this responsibility. So, the funds from the Measure B and Measure J bonds play a critical role, enabling the District to build the school facilities needed to educate and prepare our students for success. "

- Pat Williams, CBOC Member

Note:

CDC = Child Development Center

ES = Elementary School

MS = Middle School

HS = High School

Audit Review and Findings

ANNUAL EXPENDITURE REVIEW

Of all the activities undertaken by the CBOC, its primary duty is to review and ensure that the Measure J & B funds are spent in accordance with the Bond language. The chart at the end of this report reflects a summary of project expenditures for the Fiscal Year Ended June 30, 2014. The report is organized to reflect the life of each project commencing with the Pre-Design Phase and concluding with the Completed Phase. In addition, \$8,884,908 was expended on program support items such as staff and consultants in direct support of the bond program. The combined project and program expenditure for the 2013/2014 Fiscal Year totaled 20,626,307, and the cumulative expenditures for the Measure J and B bond program totaled \$360,798,880 through June 30, 2014.

The Bond Issuances for the 2013/2014 Fiscal Year, each on March 21, 2013,

- | | |
|---|-----------------------|
| | were: |
| • <i>Election 2006, Series 2012A; amount \$31,040,000, maturity date is</i> | <i>August 1, 2032</i> |
| • <i>Election 2006, Series 2012B, Qualified School Construction \$23,960,000, maturity date is August 1, 2033</i> | <i>Board; amount</i> |

FINANCIAL AND PERFORMANCE AUDIT

As required by Measure B, each fiscal year a financial and performance audit of Measure B Revenues and Expenditures for the year ending June 30, 2013.

The financial and performance audit of Measure B Revenues and Expenditures for the year ending June 30, 2013.

The Financial Audit included a review of the financial schedule presented by the District and found that the financial schedule presents Measure B revenues and expenditures for the fiscal year ending June 30, 2013. The Financial Audit included the following findings and responses from the District Management:

The Financial Audit included a review of the financial schedule presented by the District and found that the financial schedule presents Measure B revenues and expenditures for the fiscal year ending June 30, 2013. The Financial Audit included the following findings and responses from the District Management:

- *Finding 2013-01: OUSD responded that recommended adjustments have been made to correct this finding.*
- *Finding 2013-02: OUSD management says progress has been made and they continue to work to address this finding and pledge to have it corrected before the next audit is issued.*

The Performance Audit evaluated the District's compliance in ensuring all proceeds were spent on bond-approved projects and implementing internal controls. Based on the evidence obtained from OUSD there is a reasonable basis for the findings and conclusions that bond funds were properly expended and internal controls over compliance were implemented.

STATEMENT OF COMPLIANCE

The 2013/2014 Measure J & B Annual Report is submitted to the Board of Education by the Committee, in accordance with the Education Code section 15278 (b). The Committee advises that, to the best of its knowledge based on available information provided by the District, OUSD is in compliance with the requirements of Article XXIIA, Section 1(b)(3) of the California Constitution. Specifically, the performance and financial audits were conducted and included a list of bond-approved projects. There were no findings disputing the requirements that all bond proceeds be used on bond-approved projects and that bond proceeds not be used to pay administrator salaries.

PENDING UPDATED AUDIT REPORT

Looking Ahead

UPCOMING MEASURE J PROJECTS

As we conclude this 2013-2014 annual report, we look forward to the 2014/2015 year. Here are some of next year's scheduled milestones in design and construction:

- Foster Central Commissary
- Glenview ES New Construction
- Finishing Kitchens
- Fremont HS New Construction
- Restroom Renovations at various sites
- Athletic Fields Replacement
- Grade Expansion Projects (Sankofa @ Washington K-8, Madison 6-12, Greenleaf @ Whittier K-8)
- Seismic upgrades of schools and classrooms to reduce danger from earthquakes
- Improve energy efficiency
- Repair bathrooms at various sites and unsafe playground areas
- Upgrade kitchen facilities to improve nutrition and nutritional education
- Complete California Solar Initiative Project
- Various Paving Projects

“The solar projects along with other CHPS criteria highlight the District’s commitment to create environmentally sustainable facilities that benefit our students and the community at large.”

- Renee Swayne, CBOC Chair



***Foster Central Commissary Rendering
View of Urban Farm Looking Back to Education Center***

Measure B Expenditures

Measure B 2013/2014 Fiscal Year		
Site	Project	Expenditures
Projects in Pre-Design		
Burbank (Explore)	Small Schools	
Fremont Federation	Modernization Phase 3	48,804.25
Lakeview CDC	Fire and Intrusion Alarm Replacement	
Laurel Elementary	Intrusion Alarm	3,867.80
Lazear Elementary	Modernization	
Melrose	Small Schools (Bridges)	
Roosevelt Elementary	Modernization	170,621.65
Whittier	New Building	5,830.00
Total Expenditures in Pre-Design		229,123.70
Projects in Design		
Allendale	Allendale Fire Alarm Replacement	3,775.00
Bella Vista Elementary	Fire and Intrusion Alarm Replacement	14,208.00
Burbank Elementary	Fire and Intrusion Alarm Replacement	
Centro Infantil	CDC Fire Alarm Replacement	
Edna Brewer	Fire and Intrusion Alarm Replacement	
Far West High School	Fire and Intrusion Alarm Replacement	
Foster Elementary	Fire Alarm Replacement	
Glenview Elementary	Fire and Intrusion Alarm Replacement	2,778.60
Golden Gate	CDC Fire Alarm Replacement	
Grass Valley CDC	Fire and Intrusion Alarm Replacement	
Hintil	CDC Replacement	
Joaquin Miller	Fire and Intrusion Alarm Replacement	10,555.60
Laurel Elementary	CDC Replacement	151,396.91
Laurel Elementary	Fire Alarm Replacement	
Life Academy	Life Academy Renovation Seismic/Reno	
Manzanita Elementary	CDC Fire Alarm Replacement	4,540.00
McClymonds Small Schools	Small Schools	12,359.70
Santa Fe CDC	Fire and Intrusion Alarm Replacement	1,970.00
Sherman Elementary	Fire and Intrusion Alarm Replacement	
Skyline High School	Auditorium Fire Alarm Replacement	
Washington Small Schools	CDC Fire Alarm Replacement	
Webster Academy	CDC Replacement	
Total Expenditures in Design		201,583.81
Projects in Construction		
Lafayette Elementary	Fire and Intrusion Alarm Replacement	229,996.47
Piedmont Avenue Elem.	Fire and Intrusion Alarm Replacement	283,950.53
La Escuelita Education Center	New Education Center	6,592,739.35
Total Expenditures in Construction		7,106,686.35
Projects in Closeout		
Acorn/Woodland Library	Library	
Arroyo Viejo	CDC Replacement	30,064.75
Arts Far West	Intercom/PA/Clock Repairs	
Bret Harte Middle	Modernization	
Brookfield	Playground	
Burckhalter Elementary School	Portable Installation Project	21,195.00
Calvin Simmons	Improvements and Career Tech Lab	185,219.75
Calvin Simmons	Health Center	
Calvin Simmons	Modernization/Small Schools	
Carter Middle	Modernization	
Castlemont	Auditorium Renovations	
Cesar Chavez Elementary	School Fire Alarm Replacement	
Chabot Elementary	Portable	
Cleveland Elementary	Modernization Phase 2	
Cole Middle School	Renovations	
Cole Middle School	Health Center	
Cole Middle School	Intercom/PA/Clock Repairs	
Cox Elementary	Modernization/ Small Schools	7,834.73
Cox Elementary	Additional Classroom Phase 1	
Cox Elementary	Additional Classroom Phase 2	
Cox Elementary	Additional Classroom Phase 3	
Cox Elementary	Additional classroom Phase 4	7,251.68
Cox Elementary	Additional Classroom Phase 5	
Cox Elementary	Additional Classroom	7,251.68
District-wide	Fire Alarm Maintenance	117,164.11
District-wide	Playground Inspections & Repair	996.00
Edna Brewer	Restroom Renovation	

Measure B Expenditures

Continued Measure B Expenditures...

Elmhurst Middle	Modernization/ Small Schools	1,415.22
Elmhurst Middle School	Elmhurst wellness Center	257.60
Emerson Elementary	Modernization	
Frick	Frick Wellness Center	3,643.96
Grass Valley Elementary	Portable Installation Project	27,761.75
Harriet Tubman	CDC Fire Alarm Replacement	3,340.00
Havenscourt Middle	Classroom and Cafeteria	9,195.00
Havenscourt Middle	Health Center	1,425.06
Havenscourt Middle	Modernization	65,959.00
Highland Small Schools	CDC Fire Alarm Replacement	43.65
Highland Small Schools	Fire Alarm Upgrade	
Highland Small Schools	Interim Housing	
Highland Small Schools	Modernization/ Small Schools Phase 1	
Highland Small Schools	Modernization/ Small Schools Phase 2	
Highland Small Schools	Modernization/ Small Schools Phase 3	
Highland Small Schools	Modernization/ Small Schools	-
Highland Small Schools	New Building	97,066.17
Hoover	Modernization	
Jefferson Elementary	CDC Fire Alarm Replacement	5,740.00
Jefferson Elementary	Portable	8,241.09
Joaquin Miller	ADA Accessibility	
King Estates Schools	Fire Alarm Replacement	14,076.08
King Estates Small Schools	Small Schools Phase 1	454.07
King Estates Small Schools	Small Schools Phase 2	
King Estates Small Schools	Small Schools Phase 3	
King Estates Small Schools	Small Schools Phase 4	
King Estates Small Schools	Small Schools	454.07
Lafayette	Intercom/PA/Clock Repairs	
Laurel Elementary	Modernization	
Lincoln Elementary	Portable Replacement	25,967.50
Lockwood	ES Fire and Intursion alarm Replacement	2,600.00
Lockwood CDC	Fire and Intrusion Alarm Replacement	12,808.70
Lowell Middle	Modernization	586,911.36
Lowell Middle	Health Center	1,097.80
Madison Middle	Modernization	6,785.32
Madison Middle	Health Center	
Manzanita Elementary	Modernization	
Manzanita Elementary	Modernization Phase 2	
Manzanita Elementary	Modernization Phase 3	789.41
Manzanita Elementary	Modernization Phase 4	
Manzanita Elementary	Modernization	789.41
McClymonds	McClymonds Intercom/PA/clock Repairs	
Montclair	New Classroom	649,400.59
Montera	Modernization	8,274.64
Montera	Fire Alarm	
Oakland High	Building G Restroom project	10,016.42
Oakland High	Health Center	2,619.94
Oakland High	Williams Settlement	
Oakland Tech	Retro Commissing Project	
Oakland Tech	Oakland Tech Modernization	3,272.57
Peralta	Modernization	
Piedmont	CDC Fire Alarm Replacement	3,420.00
Piedmont	Portable Library	80,587.78
Prescott Small Schools	Small Schools (PLACE)	24,131.78
Prescott Small Schools	Mod	
Ralph Bunche	Modernization	
Redwood Heights	ES Fire Alarm Replacement	
Redwood Heights Portable	Portable addition	
Roosevelt	ES Fire Alarm Replacement	
Roosevelt Middle School	Health Center	
Sequoia	Sequoia Portable Installation	
Skyline High School	Skyline HS Wellness Center	
Sobrante Park	Modernization	6,879.06
Stonehurst	CDC Replacement	14,013.25
Stonehurst	Restroom Renovation	
Stonehurst	Small Schools (Esperanza)	
Urban Promise Academy	Multi-purpose Gym	
Washington Small Schools	Small Schools (Sankofa)	43,522.38
Webster Academy	Kitchen Renovation	4,480.00
Webster Academy	Portable Demolition	
Westlake	Modernization	

Measure J Expenditures

Measure J 2013/2014 Fiscal Year		
Site	Project	Expenditures
Projects in Pre-Design		
Fruitvale ES	Paving and Infrastructure	
Franklin ES	Paving and Infrastructure	
Oakland Tech	Paving and Infrastructure	
Skyline HS	Paving and Infrastructure	11,008.00
Fruitvale ES	Restroom Renovation	
Sobrante Park ES	Restroom Renovation	
Elmhurst MS	Restroom Renovation	
Far West, Roosevelt, Piedmont	Restroom Renovation	
Webster and Lockwood	Restroom Renovation	
Allendale, Garfield, Maxwell Park and Parker	Restroom Renovation	
Hillcrest ES	Finishing Kitchen	
Kaiser ES	Finishing Kitchen	
Laurel ES	Finishing Kitchen	
Piedmont Ave ES	Finishing Kitchen	
Multiple Sites	Restroom Renovation	8,043.46
Burbank ES	Site Improvements	
Total Expenditures in Pre-Design		19,051.46
Projects in Design		
Fremont HS	Replacement	-
Foster ES	Central Commissary	580,098.52
Glenview ES	Renovation or Replacement	52,976.24
Madison MS	Expansion Project	
Oakland International HS	Turf Replacement	-
Various Schools	Portable Demolition	-
Whittier ES	Expansion Project	190,656.00
Washington ES	Expansion Project	69,779.60
Various Schools	Prop 39 Projects	-
Total Expenditures in Design		893,510.36
Projects in Construction		
900/955 High Street	Paving and Infrastructure	149,722.79
Various Schools	California Solar Initiative (CSI) Project	7,542,192.38
Various Schools	Technology Projects	449,449.49
Elmhurst MS	Paving and Infrastructure	108,409.39
		8,249,774.05
Projects in Closeout		
Rudsdale ES	Roofing Project	33,102.99
Thornhill ES	Roofing Project	42,306.71
Melrose ES	Roofing Project	35,644.39
Total Expenditures in Closeout		111,054.09
Total of Measure J Expenditures		9,273,389.96
Total of Measure J & B Expenditures 2013/2014 Fiscal Year		29,908,192.79