


*College and Career Ready*  
Success in Algebra by Grade 9



**SYSTEMIC FIVE-YEAR PLAN FOR BUILDING  
DISTRICT CAPACITY TO ACCELERATE  
STUDENT ACHIEVEMENT IN MATHEMATICS  
(KINDERGARTEN TO ALGEBRA)**



# Swun Math



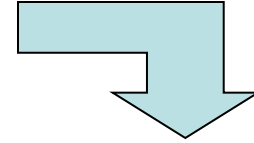
A comprehensive, vertically integrated approach to mathematics instruction, with a unique lesson design structure at its core, that promotes student engagement, academic language acquisition, inquiry, and accelerated learning.





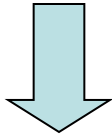
# OUSD Math

## The Road to Capacity Building



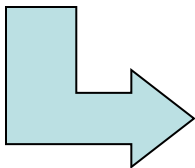
### **Year 1 2006 - 2007**

**Pilot Gr. 2-5 @ 3  
Elementary Schools (ES)**



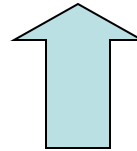
### **Year 2 2007 - 2008**

**Gr. 2-5 @ 8 ES  
Site support/coaching  
Principal support**



### **Year 4 2009 - 2010**

**Gr. K-5 @ 35 ES  
Phase 2 @ 3 ES  
Gr. 6-7 @ 18 MS  
Workshops for non-  
Swun Math sites**



### **Year 3 2008 - 2009**

**Gr. 2-5 @ 20 ES  
K-1 Pilot @ 4 ES  
Gr. 6 Pilot @ 3 Middle  
Schools (MS)  
Tchr Ldr/Coach Training**

### **Year 5 2010 - 2011**

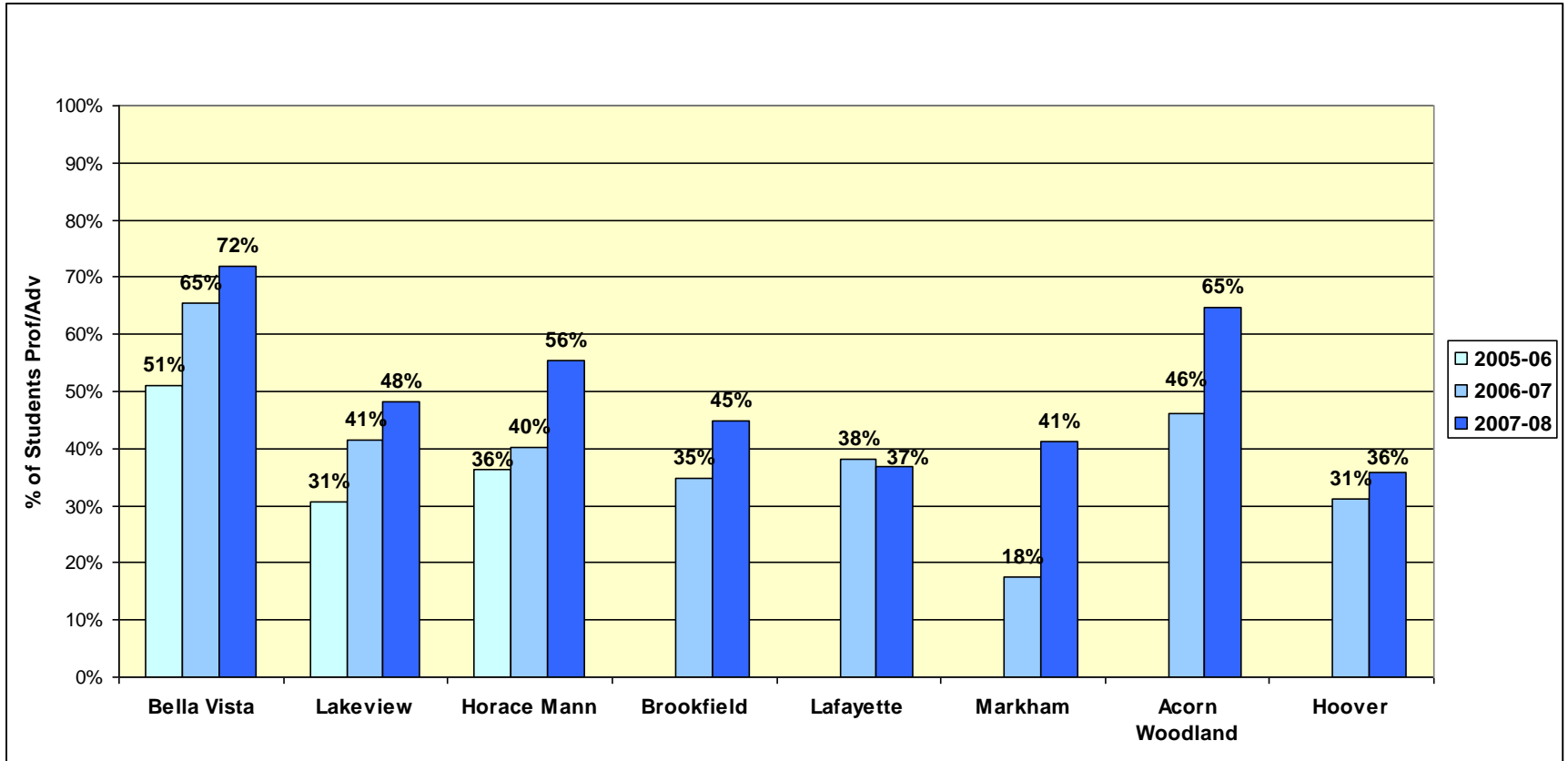
**Gr. K-5: ALL  
elementary schools  
Gr. 6-Algebra: ALL  
middle schools  
15+ Phase II-ready ES &  
MS sites  
IS Math Dept & Math  
Teacher Leaders  
\* Provide PD  
\* Refine assessments  
\* Revise pacing guides  
\* Consultations with Swun  
Math, LLC as needed**

**Expect Success: Every classroom. Every student. Every day.**



# Swun Math Schools:

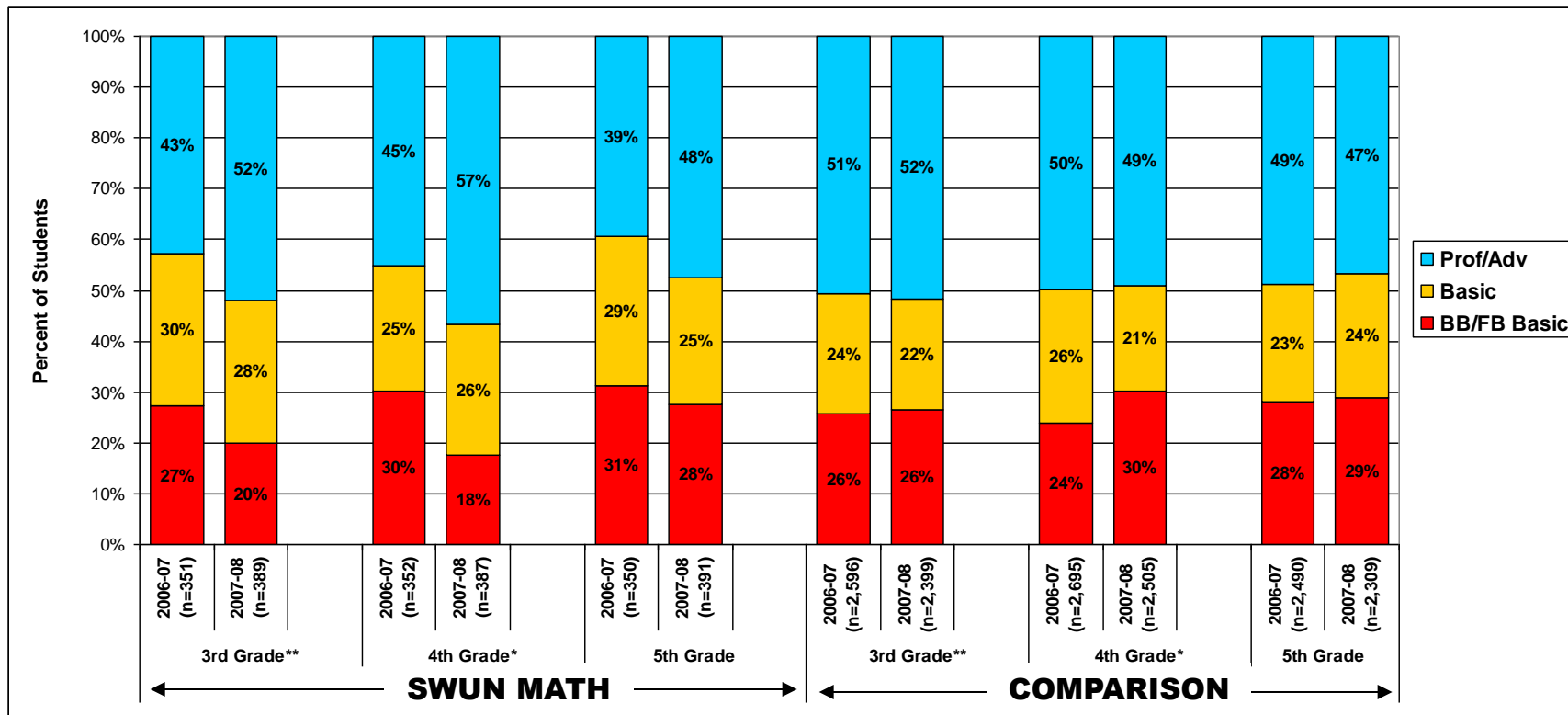
## Percentage of Students Performing at Proficient or Advanced on the CST Math



**Expect Success: Every classroom. Every student. Every day.**



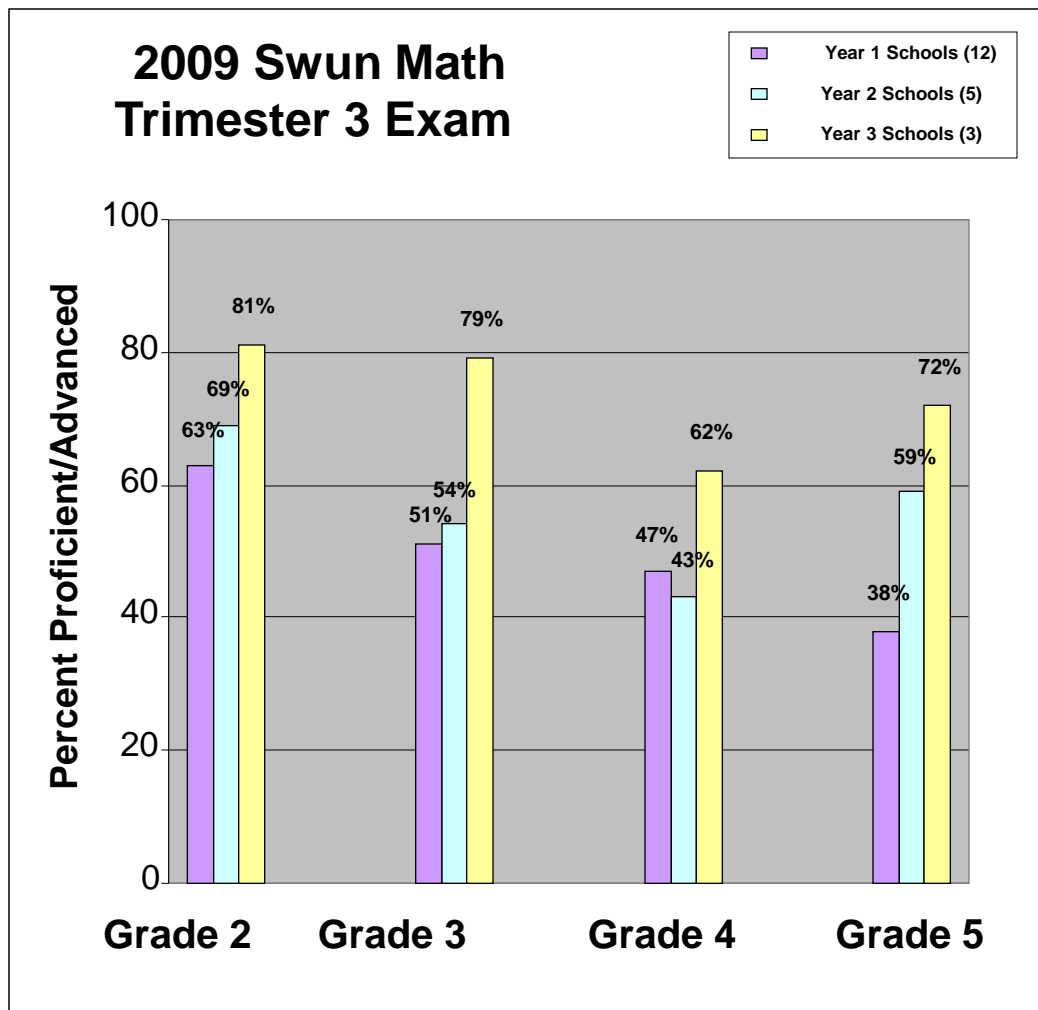
# CST Performance of Swun Math and Comparison Group Students in 3rd, 4th, and 5th Grade



\*statistically significant at  $p < .05$ ; \*\* statistically significant at  $p < .01$



# 2008-09 SWUN MATH (K-5) at 20 ES



- K-5 Teacher PD participation rate: 80%+
- Spring 2009 Benchmark Results:

	Prof/Adv
African American	43%
Latino	58%
Pacific Islander	63%
EL	55%
Female	55%
Male	56%

