



OAKLAND UNIFIED
SCHOOL DISTRICT

Community Schools, Thriving Students

Superintendent Report



iam OUSD

December 15, 2021

Superintendent Report Overview

Reparations for Black Students Update

- Update on Black Students & Families Indicators, Plan & Fund

Covid Safety Protocols

- Testing & Vaccine Implementation

Sojourner Truth Distance Learning Update

- Attendance & Services

Enrollment & Attendance

- Enrollment & Attendance Counts & Strategies

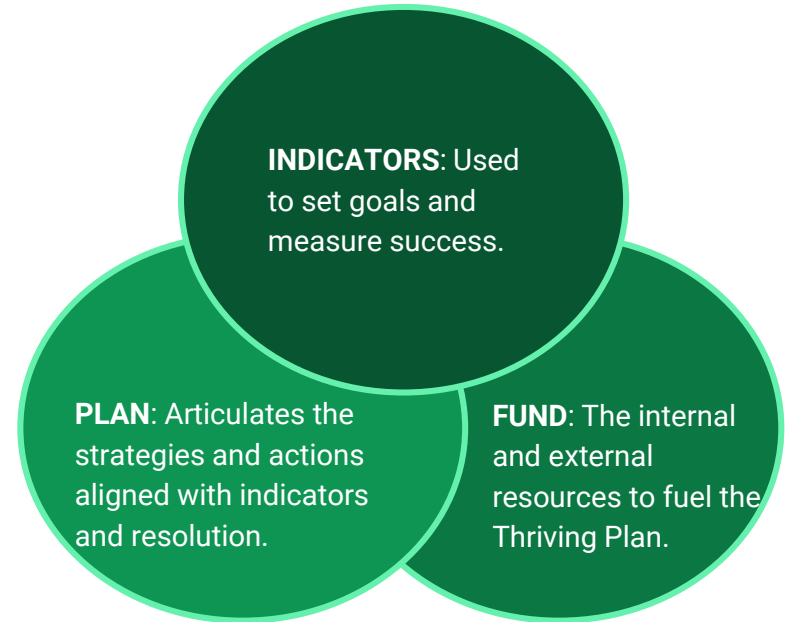
Central Kitchen Update



Reparations for Black Students Update

Reparations for Black Students Resolution

- Acknowledges the harm to Black children and families caused by decades of structural racism.
- Directs OUSD to take all steps necessary to eliminate the Black Student opportunity gaps across all schools by 2026.
- Creates a **task force** to prioritize action on these three measures to address these issues in our schools.



SEE [HERE](#) FOR FULL LANGUAGE

Black Students & Families Thriving Task Force



Purpose

Comprised of Steering Committee & Working Groups charged with guiding & monitoring the implementation of Reparations for Black Students Resolution.



Indicators

Collaboratively develop a set of Black Thriving Indicators that OUSD and its schools would use to set goals and measure success.



Commitment

Task Force meets bi-weekly on the 1st and 3rd Thursdays of each month (4:00-6:00 pm).



Plan

Collaboratively develop a Black Student Thriving Plan that sets criteria for continuous monitoring of all OUSD schools with 10 or more Black students.



Composition

25 Members

- 13 OUSD Staff
- 10 Community Members
- 2 Students



Fund

Collaboratively identify high-leverage investment areas aligned with Black Student Thriving Plan and Resolution at-large.

Planning Process in Three Phases

A Collaborative Process

Black Students & Families Thriving Task Force + Community Working Groups + Community Listening Sessions

**Phase 1: April 2021-
Jan 2022**

Develop the Theory of Change and Infrastructure for a 5 Year Implementation

Black Students Thriving

- Indicators
- Plan
- Fund



**Phase 2: Feb 2022-
Jun 2023**

Form Implementation Working Groups to progress monitor and support implementation of the Indicators, Plan and Fund

Black Students Thriving

- Data Dashboard
- Implementation Working Groups
- Progress Reports



**Phase 3: Jul 2023-
Jan 2026**

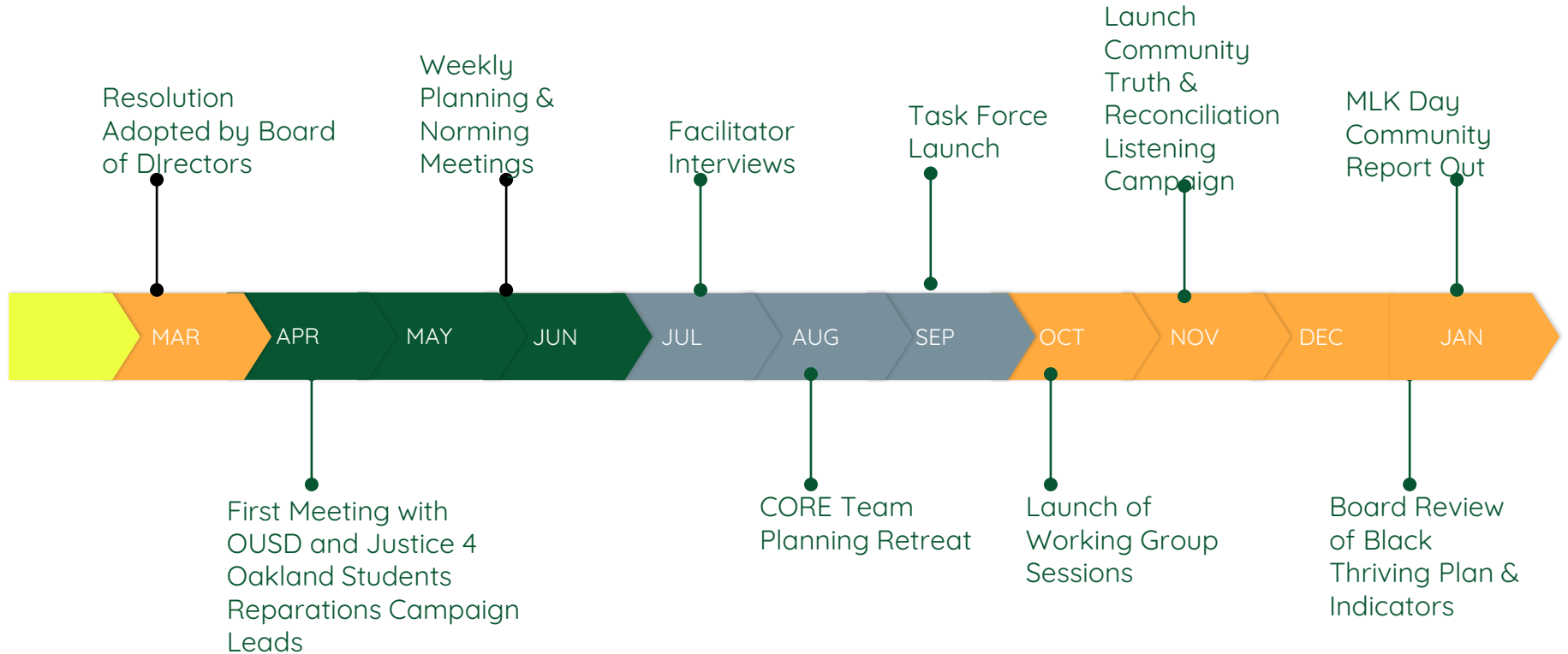
Form Ongoing Community & District Advocacy and Accountability Groups to progress monitor the Plan, Indicators and Fund

Black Students Thriving

- Progress Reports
- Document any updates as needed



Phase 1 Timeline





“Reparations looks like imagining a system that loves, empowers, and supports black students.”

Listening to the Community

“As an elder working in OUSD since 1955, I am encouraged by the progress of others who are challenging OUSD with listening sessions like these.”

“Having teachers who challenged me and the presence of the Prescott Clown Troop helped me with my creativity and getting in touch with my roots really grounded me.”

“As an OUSD former student and teacher, there is a difference between East and West Oakland, so it's important that we also expand the conversation of cultural competence to be regionally aware of the community around them.”

“I don't think you can have an official decide on what a community needs. It can't come from the outside, it needs to come from the inside.”

“Love in practice looks like being authentic, concerned and caring. Covid is a great example that showed school can move beyond the walls.”

“Parents aren't customers, they're family. Actually being able to want the parents to be here and be involved—making them feel welcome and wanted.”

“When I'm not put in a box and I am not compared to the other students. I stand in my own category.”

Black Thriving Indicators Update

Current Progress	Next Steps
<ul style="list-style-type: none">● Task Force built on the following areas developed via listening sessions held by Justice for Oakland Students to create indicators for Black Thriving Students<ul style="list-style-type: none">○ Physically & Emotionally Healthy○ Empowered & Engaged○ Safe & Sense of Belonging○ Academically Prepared○ Love & Affirmed○ Rich & Diverse Learning Experiences* <p>*This area was proposed by the Task Force</p>	<ul style="list-style-type: none">● Task force will finalize metrics for each indicator● OUSD Data Team will create a dashboard of indicators● Phase 2 Working Groups will develop qualitative and innovative measures that currently do not exist to eventually be included in the dashboard

Black Students Thriving Plan Update

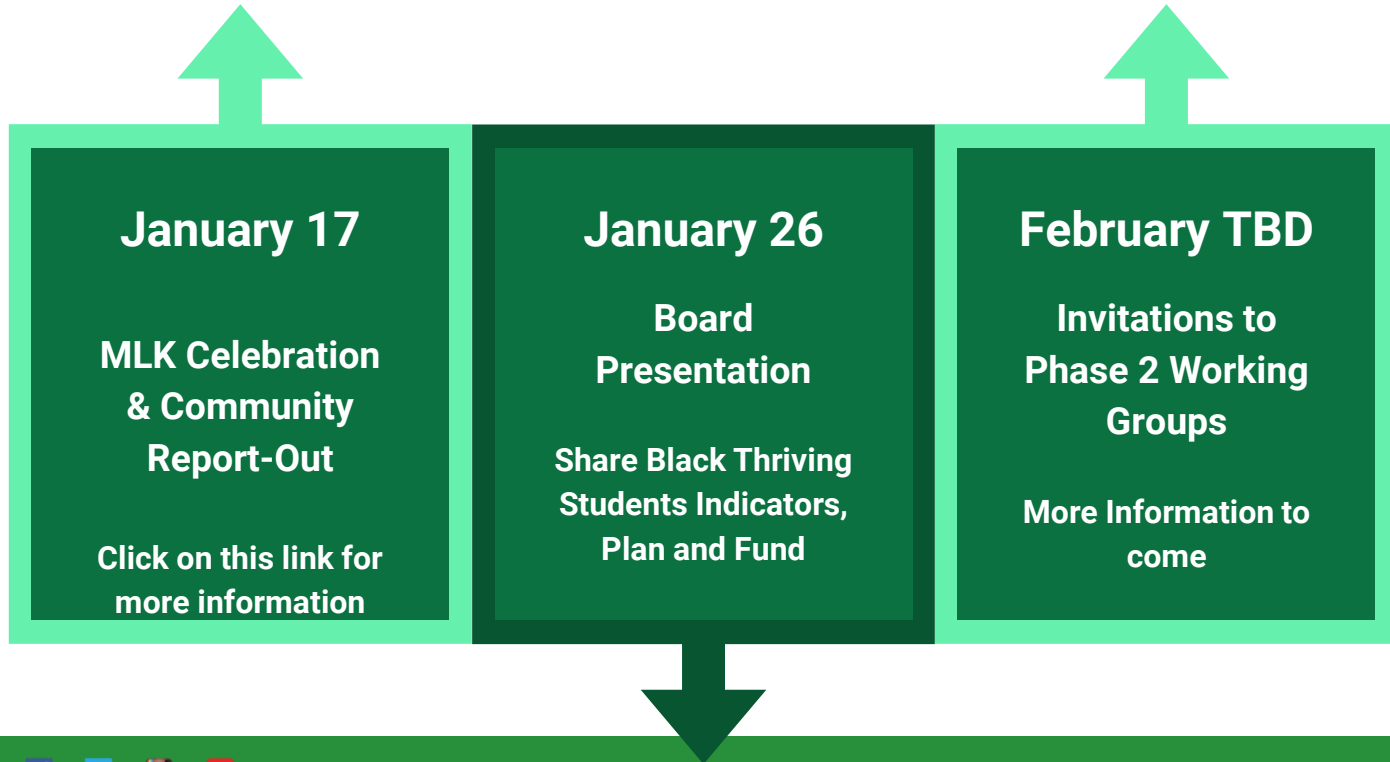
Current Progress	Next Steps
<p>Task Force has worked collaboratively to:</p> <ul style="list-style-type: none">● Develop Theory of Change● Start identifying strategies and actions to support growth on the Black Students Thriving Indicators<ul style="list-style-type: none">○ Review current strategies and actions in key OUSD Plans to create alignment and coherence○ Identify innovative and new strategies to to support Black students thriving	<ul style="list-style-type: none">● Finalize the actions and strategies in to include in the Black Thriving Students Plan to be presented to the board on Jan 26, 2022

Black Thriving Fund Update

Current Progress	Next Steps
<p>The Task Force is reviewing components of the Black Thriving Fund including:</p> <ul style="list-style-type: none">● Emergency fund for basic needs● Targeted resource allocations	<ul style="list-style-type: none">● Use phase one indicators, strategies and actions outlined in Thriving Plan to develop fundraising strategy.

What to Expect in Next Few Months

Stay Informed: <https://www.ousd.org/reparations>



Covid Safety Protocols

Vaccine Outreach

Everyone ages 5+ are eligible for the vaccine in Alameda County!

School-Based Vaccine Pop-Ups at OUSD Schools:

In partnership with the California Department of Public Health, Alameda County, COVID Clinic/City of Oakland, Umoja, La Clínica de La Raza, and LifeLong Medical Care, we will continue to host pop up events at elementary and middle schools in high priority zip codes. **Vaccine clinics reached over 2,000 students before the Thanksgiving holiday, and are continuing through the beginning of winter break.**

- **Vaccines for 5-11:** Available through school-based pop-ups, community vaccine clinics, healthcare providers, and pharmacies. Visit www.ousd.org/vaccine for more information about locations to access vaccines.
- **Raffle for prizes in January**
 - Warriors tickets
- **Poster Contest**
 - Signed jerseys & photos from Warriors & A's





COVID-19 Student Vaccination Data 2021-22

See <https://www.ousd.org/vaccine> for information about COVID vaccinations at OUSD.

Data shown include COVID-19 vaccination data on OUSD students eligible to receive a COVID-19 vaccine (12 years or older as of December 1, 2021). Individuals are considered fully vaccinated 14 or more days after either the first shot of the 1-dose vaccine or the second shot of the 2-dose vaccine.

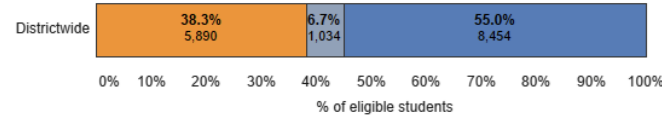


61.7% of eligible students* are fully or partially vaccinated

*age 12 or older as of 12/01/21

Not vaccinated/Unconfirmed Partially vaccinated Fully vaccinated

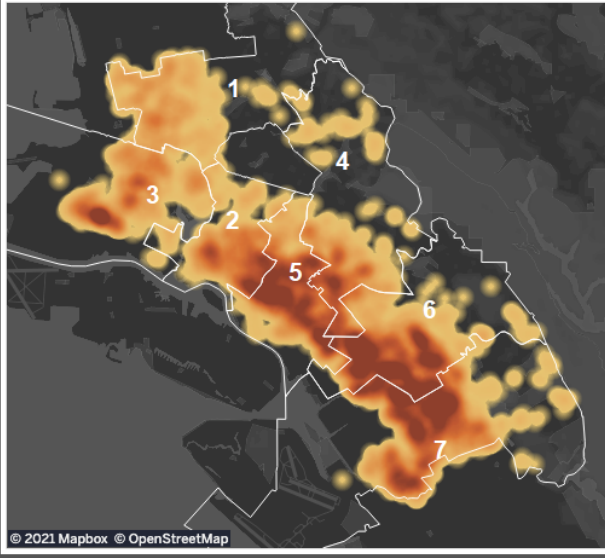
Vaccine-eligible student vaccination rate



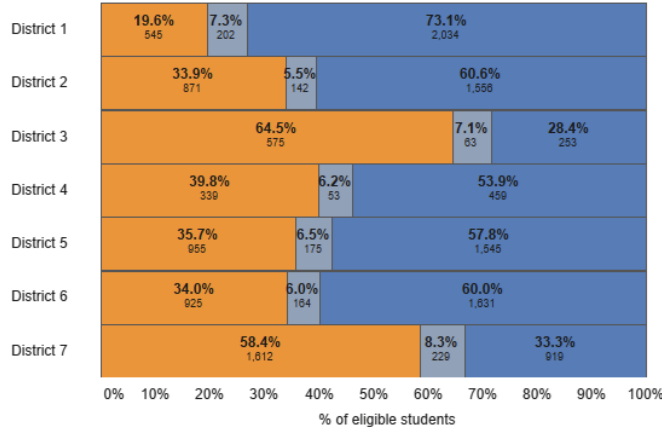
Where are the most students unvaccinated?

In the heat map below, the darker the orange, the higher the concentration of students* who are not vaccinated or have an unknown vaccination status.

*age 12 or older as of 12/01/21



Vaccine-eligible student vaccination rate by board district



Students 12+ by December 1, 2021 for the selected school(s)

9,434 vaccinated	5,870 status unknown
----------------------------	--------------------------------

Vaccinated	Fully vaccinated	8,404
	Partially vaccinated	79
	Missing dose	156
	Missing dose > 30 days	795
Vaccination status unknown	Distance learning	440
	Waitlist	31
	Other exemption	1,089
	No exemption	4,310

Contact kaila.vilberg@ousd.org with any questions or comments about this dashboard.

Dashboard is updated nightly. Data here include COVID-19 vaccination data in our student information system up to yesterday.

Covid Testing Implementation Update

- Weekly Pooled Testing Pilot launched at 39 elementary sites; focus on training and gathering consent at new sites.
- Regular Bi-Weekly Testing at Secondary.
- Successful Thanksgiving at-home testing program will be expanded to serve more schools for winter holiday.



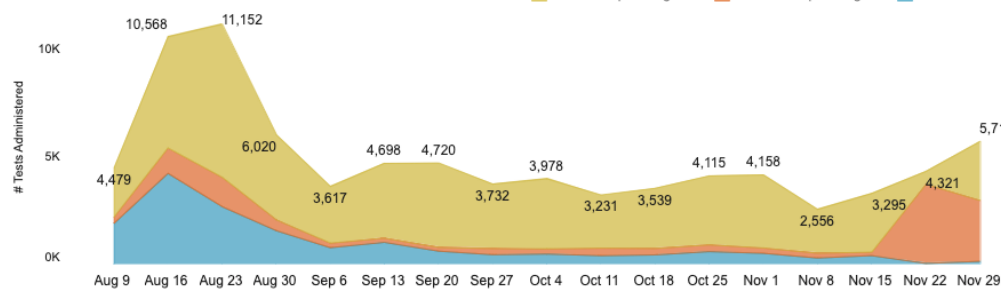
Weekly COVID-19 Testing at OUSD Sites 2021-22



Data shown include COVID-19 tests administered through OUSD testing programs and reported via Primary from August 9, 2021 through the prior Sunday. OUSD is currently piloting pooled testing, which is not reflected in this dashboard.

See <https://www.ousd.org/covidtesting> for information about COVID testing at OUSD.

Weekly count of COVID-19 tests administered by week



Tests administered the week of 11/29/2021

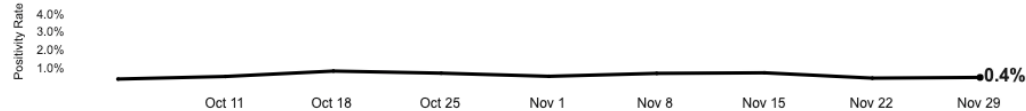
On-site Rapid Antigen
2,733

At-home Rapid Antigen
2,827

Total PCR
150

Weekly test positivity rate

Test positivity rate is calculated as the number of positive tests out of the total number of tests with a result for that week. One person can contribute more than one positive test to a given week's positivity rate.



Cumulative count of COVID-19 tests administered since the start of the 2021-22 school year



Contact kala.wilberg@ousd.org with any questions or comments about this dashboard.

Dashboard is updated nightly. Data here include COVID-tests administered and resulted up to 12/5/2021

Vaccine Outreach

Everyone ages 5+ are eligible for the vaccine in Alameda County!

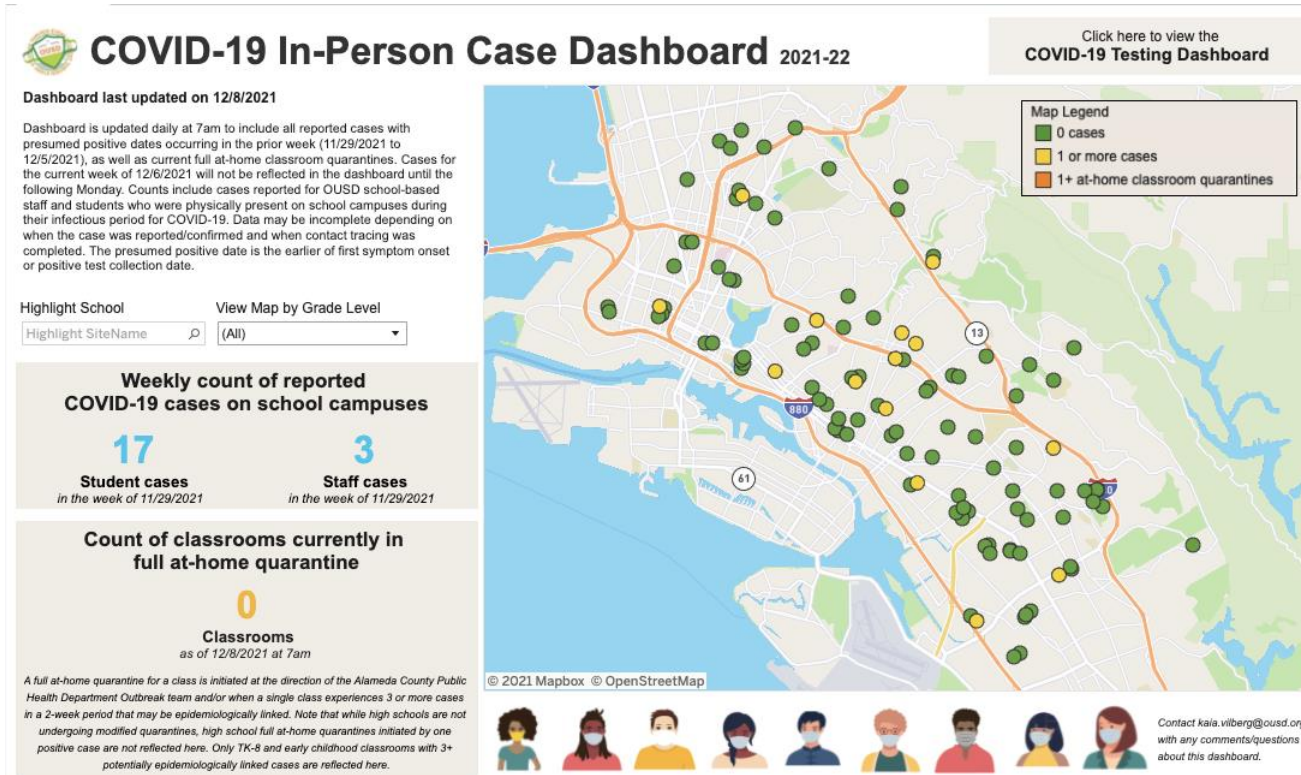
Sharing information with families about Board Policy 5141.29

- All families who have a student affected by Board Policy 5141.29 have been contacted with information about how to: get vaccinated, share their child's vaccination information, qualify for an exemption, and request a transfer to Sojourner Truth Independent Study. Families without a record on file will also receive a paper mailing after Thanksgiving break in their home language.
- All families who do not have a vaccination record on file are being:
 - called centrally to share information about the resolution and exemption process. More than 4,700 families have been called thus far.
 - contacted by mail after Thanksgiving break with hard copies of information in native language about the Board Policy, exemption process (with forms), and the enrollment process for SJT.



Positive Case Dashboard and Protocols

1. Weekly count of COVID-19 cases on school campuses are updated daily for the **previous week**
2. Count of classrooms currently in full at-home quarantine are updated daily for the **current week**



Sojourner Truth/Independent Study Update

Sojourner Truth Update

- Number of students enrolled in the school as of 12/8: 1019
- Students are being enrolled on a continuous basis.
- Recent Improvements:
 - Daily Check-ins with Tk/K-12th grade families on ZOOM.
 - The Admin Team schedules office hours once a week.
 - Provide chromebook support twice a week for families and staff.
 - Partnering with the OUSD Academics team to provide curriculum support.
 - Partnering with REACH to gather feedback from families on program improvements.
 - Partnering with Zion Learning to offer one on one tutoring support.

**Please Visit our
OUSD Website
for more
information:**

<https://www.ousd.org/independentstudy>

Enrollment & Attendance

Enrollment Update (TK-12)

Grade	12/7/2021	11/18/21	11/9/21	10/27/21	10/19/21	10/5/21	Census Projection
Non-SDC							
TK-5	17,151	17,144	17,149	17,162	17,169	17,160	17,470
6-8	6,476	6,473	6,472	6,492	6,497	6,476	6,612
9-12	9,199	9,215	9,206	9,235	9,251	9,187	9,216
TK-12	32,826	32,832	32,827	32,889	32,917	32,823	33,221
SDC TK-12	1,568	1,574	1,567	1,557	1,545	1,555	1,742
Total K-12	34,394	34,406	34,394	34,446	34,462	34,378	35,050

Overall Attendance Update (Aug 9-Dec 6)

Grade level	All Students	ELL	Newcomer	SPED	Unhoused	Foster Youth	African American	Asian	Latino	White
Gr TK-5 (avg enrollment)	90% (17,345)	90% (6670)	89% (1363)	87% (2362)	83% (360)	85% (80)	87% (3270)	94% (2015)	89% (7583)	95% (2324)
Gr6-8 (avg enrollment)	91% (6632)	90% (2006)	90% (394)	86% (1186)	85% (216)	81% (43)	87% (1442)	96% (623)	91% (3235)	96% (660)
Gr9-12 (avg enrollment)	88% (9105)	84% (2492)	85% (1064)	83% (1475)	80% (687)	77% (91)	85% (2249)	95% (1079)	86% (4225)	94% (788)

* MetWest and Sojourner Truth NOT included.

Central Kitchen Update

Central Kitchen Fully Operational



Morning Staff:

- Cook lunches for satellite and finishing kitchens
- Prepare Grab 'n Go breakfasts
- Developing new menu items
- Deliver meals and milk to sites



Afternoon Staff:

- Prepare "Grab and Go" suppers for all sites with OUSD after school programs and activities (i.e., sports)



Average Daily Meals Production

13,500 Lunches

8,900 Breakfasts

4,500 Suppers

2 million meals served this year!



Breakfast After the Bell-Site Participation

The pandemic has created challenges for the full implementation of “Breakfast After the Bell” and “Grab and Go” breakfast programs.

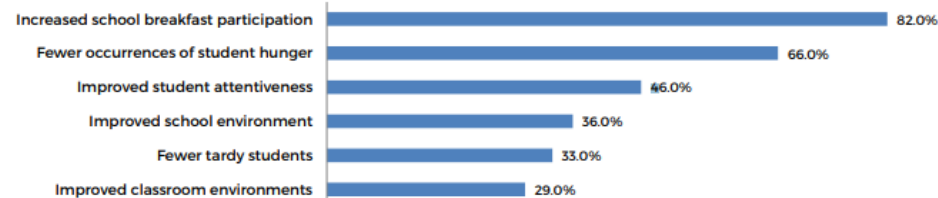
We are seeing positive impact on student participation at school sites that have fully implemented in classrooms.

NS has launched dashboards that allow principals monitor implementation

Meal Session	Serving Site	Percent Meals	StuCount					
Breakfast	Allendale Elementary	Percent Meals	353	61.7%				94.6%
	Bella Vista Elementary	Percent Meals	411	62.1%			82.2%	
	Emerson Elementary	Percent Meals	315	68.0%		70.5%		
	Garfield Elementary School	Percent Meals	522	80.4%				94.3%
	Hoover Elementary	Percent Meals	269	64.2%				93.7%
	Horace Mann Elementary	Percent Meals	202	55.5%				94.6%
	Laurel Elementary	Percent Meals	416	69.5%			79.6%	
	Madison Park Academy TK-5	Percent Meals	263	54.5%				95.8%



Figure 1: Positive Outcomes of Breakfast After the Bell



Source: FRAC/CASSP Survey, 2015

Education Center Begins Field Trips



Field trips have begun at the Center. The program extends the 3rd grade science curriculum with hands on activities that build on NGSS standards.

Scheduled Upcoming Field Trips

- January 11-Hoover Elementary
- January 26-Laurel Elementary
- Feb 9-Franklin Elementary
- March 1-Bridges Elementary
- March 2-Reach Academy

Student Advisory Council

A diverse group of 25 students in 4th-11th grades from every Board District in Oakland will learn about school nutrition, provide input on our school lunch menu, and choose action-research projects to share in May in the areas of food connections to culture, the environment or policy.

November 16, 2021:

- [Slide Deck](#)

December 7, 2021:

- [Slide Deck](#)
- [Student Project Planning Doc](#)

Upcoming Meetings:

- January 25, 2022
- March 8, 2022
- April 12, 2022
- May 3, 2022

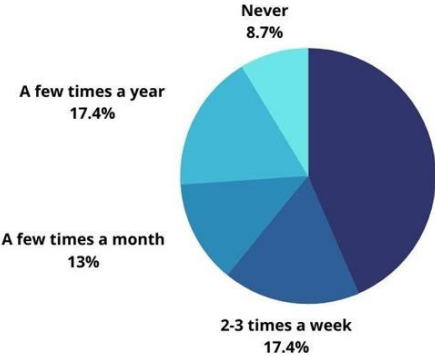


Student Advisory Council - 1st Meeting

Student Advisory Council '21-'22

Schools represented: Bret Harte, Claremont, Edna Brewer, Emerson, Fremont, Grass Valley, Greenleaf, Hillcrest, Hoover, Joaquin Miller, Manzanita SEED, McClymonds, Montclair, Montera, Peralta, Prescott, Skyline, Thornhill, WOMS, Westlake


How often do you eat school meals (breakfast, lunch, snack, or supper)?



How would you rate the quality and taste of school food?



How healthy do you think school food is?



Anything else you want to tell us right now?

Several students commented on the lack of vegan, vegetarian, and gluten free options available to them.



Student Advisory Council

Student Advisory Council 11/18/21 Taste Test Results

20 students ranging from elementary school to high school from across the district participated in the taste test of three items: muffins, parfaits, conchas.

Taste Test Item #1

Students were asked to rank three different flavors of muffins in the order of their preference: 1) lemon 2) pumpkin 3) banana



10 students wanted to see a berry flavored muffin, 4 wanted to see a chocolate one

94% of students said they would like to see these muffins on the school breakfast menu



Adjectives used to describe the muffins:
Moist, rich, buttery, creamy

Taste Test Item #2

Students were asked to taste two samples of parfaits, one with plain yogurt and the other with vanilla yogurt. Granola and kiwi were constants.



60% of students said they would like to see parfaits on the school breakfast menu.

1 in 4 students were either lactose intolerant or vegan.

Other fruits students would like to see in parfaits.

- apples
- apricots
- bananas**
- blackberries
- blueberries
- mangos
- oranges
- pineapple
- raspberries
- strawberries**

Taste Test Item #3

Students were asked to compare conchas served in the wrapper and conchas served out of the wrapper



38% of students preferred Sample A

62% of students preferred Sample B

53% of students said they would like to see conchas on the school breakfast menu.



Communications: Nutrition Services & Center

STAFF UPDATES
OUSD Nutrition Services




A Message from our Executive Director Stephanie Bruce

Feeding students and their families at the height of the pandemic was a huge project getting used to serving students on campus when and teamwork amazing job dedication to

員工最新資訊
慶賀聯合校區營養部

Winter Break and friends, joy and relax look forward you in the ne

歡迎新領導主理 Stephanie Bruce

聯合校區營養部主理 Stephanie Bruce

十一月假期 (Nov) from Programs & Education at the Center

歡迎新領導主理 Stephanie Bruce

十一月假期 (Nov) from Programs & Education at the Center

歡迎新領導主理 Stephanie Bruce

十一月假期 (Nov) from Programs & Education at the Center

Congratulations on Your Retirement, Gwen Taylor!

Gwen Taylor joined Nutrition Services in 1992 where her two children were in elementary school. Starting as a 3-hour FSAI split between Burbank and Lockwood, she loved that her job was family-friendly. Fast-forward 34 years, and Gwen ran the kitchen at Oakland Tech. There she started a program for students with special needs, training them to work in the cafeteria. After 3 years at Tech and 10 years as a Field Supervisor, she is officially retiring but not going far. Gwen will be back at Tech resuming that same program for students with special needs. We are so grateful to Ms. Taylor for her leadership and commitment to students. Congratulations!

Student Advisory Council (SAC)

These 4th-11th graders will learn about school nutrition and will have opportunities to provide us with feedback about our menus. They meet monthly. Here is what we learned from them in November.

Student Advisory Council 7/1-22

Schools represented: Brent Hills, Cleveport, Elise Street, Fremont, Fremont Valley, Hayward, Irving, Lincoln, Joseph Mills, Mariposa, SELL, San Leandro, Middlesex, Newark, Pinole, Prescott, Skyline, Thornhill, WCMG, Westlake

Student Advisory Council 11/18-21 Taste Test Results

Taste Test Item #1

Taste Test Item #2

Taste Test Item #3

Recordatorios sobre Pedidos y Tecnología

Recordatorios sobre Pedidos y Tecnología

Producción de Alimentos en la Nueva Cocina Central

Historia de Éxito: McClymonds High School

Navigation: Home, About Us, Our Food, Our Programs, Resources & Forms, The Center

Communication from Nutrition Services

The NewsFeed: Nutrition Services News

Updates for Families

- 1-Minute Video about supply chain issues affecting school meals nationwide from the School Nutrition Association
- Accessing Menus Online (Posted on Parent Square October 11, 2021)
- Harvest of the Month Resources
 - December 2021: Potatoes
 - Potatoes for Families (English)
 - Papas para Familias (Español)
 - November 2021: Kiwi
 - Kiwi fruit for Families (English)
 - Kiwi para Familias (Español)
 - October 2021: Tomatoes
 - Tomatoes for Families (English)
 - Tomates para Familias (Español)
- December 2021 Staff Newsletter (includes English, Espanol and 中文)

Archives: April 2021, February 2021, January 2021, December 2020, November 2020, October 2020

[Link to Communications Webpage](#)

Outdoor Dining-COVID Safety



Students at Acorn Woodland help to set up outdoor tables providing more locations to eat lunch at Encompass and Acorn Woodland.

What did sites order and what has been received/assembled?

Temporary Folding Picnic Tables	8 Sites <ul style="list-style-type: none"> • All Received • 6 Assembled
Recycled Plastic Outdoor Tables	Sankofa & Garfield - Received & Assembled
Expanded or Perforated Metal	57 Sites Ordered <ul style="list-style-type: none"> • 4 Received & Assembled • Skyline & Claremont will receive theirs next week
Indoor only	Piedmont Ave - Received
Marine-grade Fabric Umbrellas	77 delivered to warehouse, 250 due any moment, 150 more to be ordered.



EVERY STUDENT THRIVES!



**OAKLAND UNIFIED
SCHOOL DISTRICT**
Community Schools, Thriving Students

1000 Broadway, Suite 680, Oakland, CA 94607

www.ousd.org



@OUSDnews