

LPS Oakland R&D has been a tuition-free public charter high school for over a decade. We are dedicated to preparing all our students for success in college, careers, and community leadership. Our school offers a small, caring, and safe A-G inclusive learning environment for students.



172
Total Students

3% Black or African American
97% Hispanic or Latino

33%
English Learners

70%
Free/Reduced Lunch

13%
Individualized Education Plans

LPS Oakland R&D is currently a low performing Charter School per Assembly Bill (AB) 1505. Under Education Code Section 47607.2(a)(1), a chartering authority may renew a charter school that has been identified as low performing by composing written factual findings specifying evidence of the following:

(A) The charter school is making meaningful steps to address the underlying cause or causes of low performance, and those steps are reflected, or will be reflected, in a written plan adopted by the governing body of the charter school, pursuant to EC Section 47607.2(a)(3)(4).

(B) There is clear and convincing evidence that the charter school achieved measurable increases in academic achievement, pursuant to EC Section 47607.2(a)(3)(B).

LPS Oakland R&D is currently a low performing Charter School per Assembly Bill (AB) 1505. Under Education Code Section 47607.2(a)(1), a chartering authority may renew a charter school that has been identified as low performing by composing written factual findings specifying evidence of the following:

LPS Oakland R&D respectfully submits the following to the OUSD Board:

(A) The charter school is making meaningful steps to address the underlying cause or causes of low performance, and those steps are reflected, or will be reflected, in a written plan adopted by the governing body of the charter school, pursuant to EC Section 47607.2(a)(3)(4).

(B) There is clear and convincing evidence that the charter school achieved measurable increases in academic achievement, pursuant to EC Section 47607.2(a)(3)(B).

LPS Oakland R&D respectfully submits the following to the OUSD Board:

(A) The charter school is making meaningful steps to address the underlying cause or causes of low performance, and those steps are reflected, or will be reflected, in a written plan adopted by the governing body of the charter school, pursuant to EC Section 47607.2(a)(3)(4).

✓ **LPS Oakland R&D's Program Improvement Plan (PIP) to address the underlying causes or causes of low performance are reflected in a written plan adopted by the Leadership Public Schools Board on October 10, 2024.**

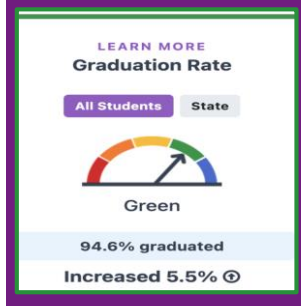
(B) There is clear and convincing evidence that the charter school achieved measurable increases in academic achievement, pursuant to EC Section 47607.2(a)(3)(B).

✓ **LPS Oakland R&D has (ii) Strong postsecondary outcomes, as defined by college enrollment, persistence, and completion rates equal to similar peers.**

✓ **The OUSD Board has the authority to renew LPS Oakland R&D's charter.**

WHERE WE ARE: LPS OAKLAND R&D SUCCESSES

2023 Dashboard Performance



Completed (5-Year) Approx. \$20M Construction Project August 2024



Healthy Labor Relations & Staff Retention



Whole School CTE Pathway Redesign Full Inclusion *Class of 2027 (1st Cohort)

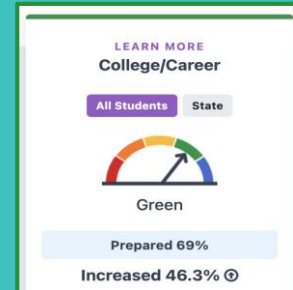
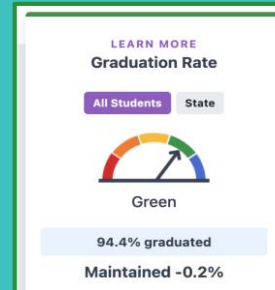
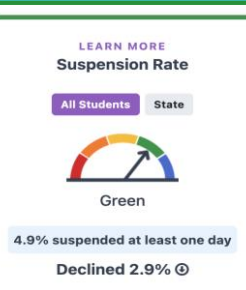


Annual Historical Black College & University Tour Year-Three



6-Year WASC
Accreditation
6/30/22 – 6/30/28

2024 Dashboard Performance



WHERE WE ARE: LPS OAKLAND R&D DEVELOPMENTS

Academic Improvement Focus

Providing targeted PD in **English** and **Math** and network-wide collaboration to improve 11th-grade scores on the **CA Dashboard** by at least **10%** for 'Standard Met or Exceeded' in 2 years.



Parent/Guardian Engagement

Hosting monthly parent meetings, providing workshops, and **enhancing school-to-home communication**.



Parents are key partners, but are often left out of the loop because it is time consuming to send messages to each family. With DeansList, text, emails and voice calls can be sent automatically with custom information for each student.

Meeting Student Enrollment Targets and Student Population Balance

LPS Oakland recruits students through enrollment events to increase overall enrollment, strives to **hire mission-aligned staff reflective of the Oakland community**, and **collaborates with educational partners** to address enrollment imbalances and support **greater Black student enrollment**.



WHERE WE ARE: MEETING CHARTER RENEWAL CRITERION: **ENROLLMENT**



COLLEGE GOING RATE COMPARED TO SCHOOLS WITHIN 2 MILES OF LPS OAKLAND R&D

Year	All Graduates			Socioeconomically Disadvantaged			Hispanic/Latino		
	LPS Oakland	Comparison Schools	Delta	LPS Oakland	Comparison Schools	Delta	LPS Oakland	Comparison Schools	Delta
2014-15	75%	51%	23%	75%	51%	23%	75%	54%	20%
2015-16	72%	59%	13%	72%	59%	13%	71%	60%	11%
2016-17	71%	51%	20%	71%	51%	20%	72%	52%	20%
2017-18	74%	54%	20%	74%	54%	20%	73%	54%	19%
2018-19	64%	47%	17%	64%	47%	17%	64%	47%	17%
2019-20	53%	44%	9%	53%	44%	9%	53%	43%	10%
2020-21	56%	41%	15%	56%	41%	15%	55%	37%	18%
2021-22	50%	48%	2%	50%	48%	2%	50%	47%	3%

Source: DataQuest College-Going Rate for CA High Schools

(B) There is clear and convincing evidence that the charter school achieved measurable increases in academic achievement, pursuant to EC Section 47607.2(a)(3)(B).

✓ **LPS Oakland R&D has (ii) Strong postsecondary outcomes, as defined by college ENROLLMENT, persistence, and completion rates equal to similar peers.**

WHERE WE ARE: MEETING CHARTER RENEWAL CRITERION: **PERSISTENCE & COMPLETION**

PERCENT OF STUDENTS ENROLLED IN COLLEGE DURING FIRST TWO YEARS AFTER HIGH SCHOOL						
COMPARISON TO NATIONAL AVERAGES						
Percentages	2016	2017	2018	2019	2020	2021
LPS Oakland	75%	84%	74%	68%	55%	59%
High Poverty Schools	64%	64%	63%	62%	55%	55%
Delta	11%	20%	11%	6%	0%	4%

Source: National Student Clearinghouse



PERCENT OF STUDENTS EARNING A COLLEGE DEGREE IN 6-Years			
Percentages	Class of 2015	Class of 2016	Class of 2017
LPS Oakland	25%	28%	40%
High Poverty Schools	25%	25%	25%
Delta	0%	3%	15%

Source: National Student Clearinghouse

(B) There is clear and convincing evidence that the charter school achieved measurable increases in academic achievement, pursuant to EC Section 47607.2(a)(3)(B).

✓ **LPS Oakland R&D has (ii) Strong postsecondary outcomes, as defined by college, enrollment, PERSISTENCE, AND COMPLETION rates equal to similar peers.**

WHERE WE ARE: 2-YEAR PROGRAM IMPROVEMENT PLAN (PIP) GOALS

Goal 1 **Academic Performance**

Increase ELA, Math and ELPI achievement outcomes.

Goal 2 **Family & Student Engagement**

Meet and effectively respond to student and family needs.

Goal 3 **Interventions**

Meet students' academic and SEL learning needs. Increase positive attendance.

Goal 4 **Enrollment**

Improve practices to meet annual enrollment and retention targets.

Goal 5 **Student Populations**

Optimize actions toward student demographics reflecting the surrounding community.

- ✓ (A) The charter school is making meaningful steps to address the underlying cause or causes of low performance, and those steps are reflected, or will be reflected, in a written plan adopted by the governing body of the charter school, pursuant to EC Section 47607.2(a)(3)(4).



DR.
ELIZABETH
BAHAM
TRUSTEE



DR.
EMMANUEL
BARRERA
VICE CHAIR



VAILE
FUJIKAWA
SECRETARY



DR.
JENNIFER
PELLEGRINE
CHAIR



JOCELYN
LEE
TRUSTEE



DR. IRENE
ST.
ROSEMAN
TRUSTEE

WHERE WE ARE GOING: CCI OUTPERFORMS CA → 2025 MIDDLE PERFORMANCE TIER



LEARN MORE
College/Career

All Students State

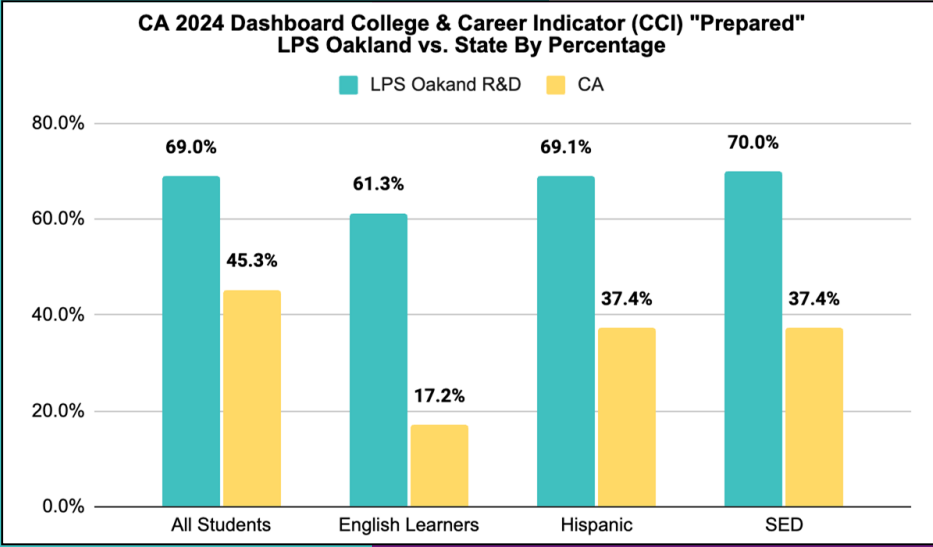
Green

Prepared 69%

Increased 46.3% Ⓞ

EQUITY REPORT
Number of Student Groups in Each Color

0	0	0	2	1
Red	Orange	Yellow	Green	Blue



	All Students	English Learners	Hispanic	SED
LPS Oakland R&D CCI	69.0%	61.3%	69.1%	70%
	High	High	High	Very High
CA CCI	45.3%	17.2%	37.4%	37.4%
	Medium	Low	Medium	Medium
LPS Oakland R&D CCI > Above CA	+23.7%	+44.1%	+31.7%	+32.6%



WHERE WE ARE GOING: CONTINUING TO MEET AN UNMET NEED—CA GRADUATION RATE



LEARN MORE
Graduation Rate

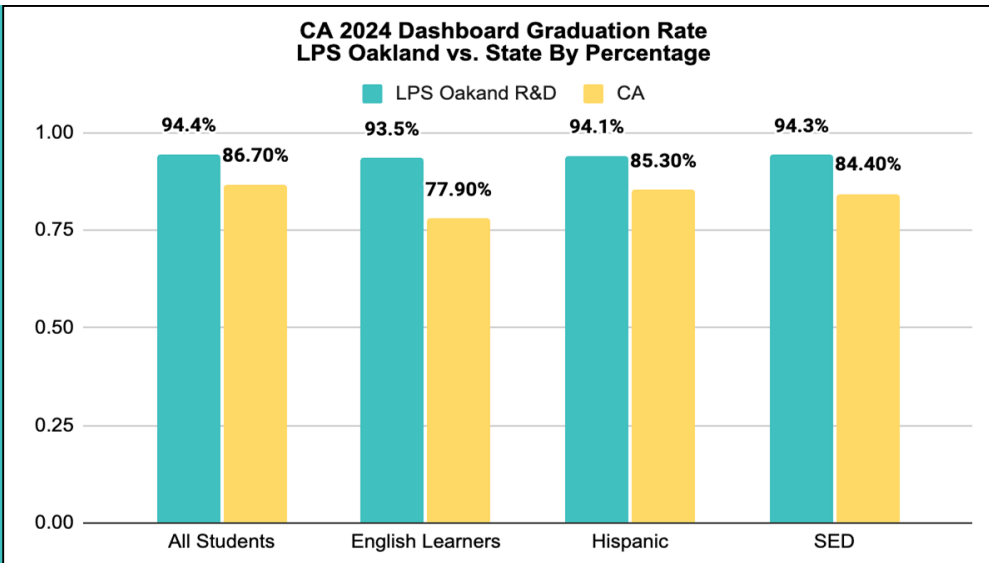
All Students State

Green

94.4% graduated
Maintained -0.2%

EQUITY REPORT
Number of Student Groups in Each Color

0	0	0	3	0
Red	Orange	Yellow	Green	Blue



	All Students	English Learners	Hispanic	SED
LPS Oakland R&D Graduation Rate	94.4%	93.5%	94.1%	94.3%
	High	High	High	High
CA Graduation Rate	86.70%	77.90%	85.30%	84.40%
	Medium	Medium	Medium	Medium

LPS Oakland R&D Graduation Rate > Above CA	+7.7%	+15.6%	+8.8%	+9.9%
--	-------	--------	-------	-------



WHERE WE ARE GOING: LPS OAKLAND IS MOVING FROM LOW TIER TO MIDDLE TIER BEFORE JUNE 30, 2025. LPS IS RESPECTFULLY REQUESTING A 2-YR RENEWAL /CONSIDERATION FOR A 5-YEAR RENEWAL) BASED ON THE 2024 DASHBOARD.

Why Renew: A Commitment to Academic Excellence

Our commitment to improving academic performance is evident in our goal to raise English and Math scores by at least 10% for 'Standard Met or Exceeded' on the CA Dashboard within the next two years. To achieve this, we will prioritize professional development, foster collaboration, implement our board-approved program improvement plan, and provide tailored interventions that support post-secondary success.

Why Renew: Transforming Lives Beyond Graduation

LPS Oakland R&D has demonstrated success in college enrollment, persistence, and completion rates that equal or exceed those of comparable schools, thereby supporting the criterion for the OUSD Board to renew LPS Oakland R&D's charter.

WHERE WE ARE GOING: LPS OAKLAND IS MOVING FROM LOW TIER TO MIDDLE TIER BEFORE JUNE 30, 2025. LPS IS RESPECTFULLY REQUESTING A 2-YR RENEWAL /CONSIDERATION FOR A 5-YEAR RENEWAL) BASED ON THE 2024 DASHBOARD.

Why Renew: A Vision for Growth and Inclusion

We aim to grow enrollment while reflecting the rich diversity of Oakland. Focused outreach and partnerships are driving our commitment to increasing Black student enrollment.

Why Renew: Strong Partnerships with Families

We recognize the importance of family and community support. Monthly parent meetings, workshops, and enhanced communication cultivate a sense of shared purpose, ensuring that families' needs are fully addressed.

WHERE WE ARE GOING: LPS OAKLAND IS MOVING FROM LOW TIER TO MIDDLE TIER BEFORE JUNE 30, 2025. LPS IS RESPECTFULLY REQUESTING A 2-YR RENEWAL /CONSIDERATION FOR A 5-YEAR RENEWAL) BASED ON THE 2024 DASHBOARD.

Why Renew: Proven Dedication to Success

We have demonstrated organizational strength and resilience with a 6-year WASC accreditation, approximately \$20M facility investment, and improved staff retention. Our Whole School CTE Pathway Redesign will further enhance student opportunities and outcomes.

The LPS Oakland R&D's Class of 2027 would represent the first-grade-level cohort graduates from the LPS Oakland R&D Design and Multimedia Arts Pathway and a successful reset of our academic program after the pandemic and other challenges.